EUROPEAN RESPIRATORY *journal*

FLAGSHIP SCIENTIFIC JOURNAL OF ERS

Early View

Original article

A spatially restricted fibrotic niche in pulmonary fibrosis is sustained by M-CSF/M-CSFR signaling in monocyte-derived alveolar macrophages

Nikita Joshi, Satoshi Watanabe, Rohan Verma, Renea P. Jablonski, Ching-I. Chen, Paul Cheresh, Nikolay S. Markov, Paul A. Reyfman, Alexandra C. McQuattie-Pimentel, Lango Sichizya, Ziyan Lu, Raul Piseaux, David Kirchenbuechler, Annette S. Flozak, Cara J. Gottardi, Carla M. Cuda, Harris Perlman, Manu Jain, David W. Kamp, G. R. Scott Budinger, Alexander V. Misharin

Please cite this article as: Joshi N, Watanabe S, Verma R, *et al*. A spatially restricted fibrotic niche in pulmonary fibrosis is sustained by M-CSF/M-CSFR signaling in monocyte-derived alveolar macrophages. *Eur Respir J* 2019; in press (https://doi.org/10.1183/13993003.00646-2019).

This manuscript has recently been accepted for publication in the *European Respiratory Journal*. It is published here in its accepted form prior to copyediting and typesetting by our production team. After these production processes are complete and the authors have approved the resulting proofs, the article will move to the latest issue of the ERJ online.

Copyright ©ERS 2019

A spatially restricted fibrotic niche in pulmonary fibrosis is sustained by M-CSF/M-CSFR signaling in monocyte-derived alveolar macrophages

Nikita Joshi[1,7], Satoshi Watanabe[1,2,7], Rohan Verma[1,7], Renea P. Jablonski[1,3], Ching-I Chen[1], Paul Cheresh[1,4], Nikolay S. Markov[1], Paul A. Reyfman[1], Alexandra C. McQuattie-Pimentel[1], Lango Sichizya[1], Ziyan Lu[1], Raul Piseaux[1], David Kirchenbuechler[5], Annette S. Flozak[1], Cara J. Gottardi[1], Carla M. Cuda[6], Harris Perlman[6], Manu Jain[1,4], David W. Kamp[1,4], GR Scott Budinger[1,4,8], Alexander V. Misharin[1,8]

Author affiliations:

[1]Northwestern University, Feinberg School of Medicine
Department of Medicine, Division of Pulmonary and Critical Care Medicine
Chicago, IL 60611, USA
[2]Kanazawa University Graduate School of Medical Sciences
Department of Respiratory Medicine
Kanazawa, Ishikawa 920-8641, Japan
[3]The University of Chicago
Department of Medicine, Section of Pulmonary and Critical Care
Chicago, IL 60637, USA
[4]Department of Medicine, Division of Pulmonary & Critical Care Medicine
Jesse Brown VA Medical Center
Chicago, IL, 60612, USA
[5]Northwestern University, Feinberg School of Medicine
Center for Advanced Microscopy
Robert H. Lurie Cancer Center
Chicago, IL 60611, USA
[6]Northwestern University, Feinberg School of Medicine
Department of Medicine, Division of Rheumatology
Chicago, IL 60611, USA

[7] These authors contributed equally
[8] These authors contributed equally

Running title: Alveolar macrophages orchestrate pulmonary fibrosis

Abstract: Ontologically distinct populations of macrophages differentially contribute to organ fibrosis through unknown mechanisms. We applied lineage tracing, single-cell RNA-seq and single molecule fluorescent *in situ* hybridization to a spatially-restricted model of asbestos-induced pulmonary fibrosis. We demonstrate that tissue-resident alveolar macrophages, tissue-resident peribronchial and perivascular interstitial macrophages and monocyte-derived alveolar macrophages are present in the fibrotic niche. Deletion of monocyte-derived alveolar macrophages but not tissue-resident alveolar macrophages ameliorated asbestos-induced lung fibrosis. Monocyte-derived alveolar macrophages were specifically localized to fibrotic regions in the proximity of fibroblasts where they expressed molecules known to drive fibroblast proliferation, including PDGFA. Using single-cell RNA-seq and spatial transcriptomics in both humans and mice, we identified M-CSFR signaling as one of the novel druggable targets controlling self-maintenance and persistence of these pathogenic monocyte-derived alveolar macrophages. Pharmacological blockade of M-CSFR signaling led to the disappearance of monocyte-derived alveolar macrophages and ameliorated fibrosis. Our findings suggest that inhibition of M-CSFR signaling during fibrosis disrupts an essential fibrotic niche that includes monocyte-derived alveolar macrophages and fibroblasts during asbestos-induced fibrosis.

Introduction

Pulmonary fibrosis is a complex process that is clinically characterized by a progressive increase in the number and size of spatially restricted areas of fibrosis [1]. Indeed, the three dimensional distribution of these lesions on chest computed tomography combined with radiographic features of fibrotic regions are critical to the diagnosis and classification of pulmonary fibrosis. Single-cell RNA-seq offers the opportunity to examine interactions between cell populations within these areas of fibrosis, but the process of tissue dissociation precludes understanding the spatial relationships between the cells [2]. We reasoned that a combination of genetic lineage tracing, single-cell RNA-seq, and single molecule fluorescent *in situ* hybridization could be combined with genetic or pharmacologic interventions to identify conserved intracellular signaling events that might promote or sustain multicellular fibrotic niches in the lung. To test this hypothesis, we used a model of asbestos-induced lung fibrosis. Exposure to asbestos can induce the development of pulmonary fibrosis years after exposure has ceased [3], and historic and ongoing exposure to asbestos fibers remains an important occupational cause of pulmonary fibrosis. After inhalation, asbestos fibers remain lodged in small airways in rodents creating spatially restricted regions of lung fibrosis [4-6].

Recently, investigators have identified several distinct macrophage populations in the lung. Tissue-resident alveolar macrophages originate from fetal monocytes, populate the alveolar niche soon after birth, are capable of self-renewal, and, in mouse models, persist in the lung without appreciable input from myeloid cells over the lifespan of the animal [7-10]. Lung tissue-resident interstitial macrophages have been shown to include perivascular and peribronchial macrophages, which demonstrate distinct anatomic localization and function [11-14]. In response

to alveolar macrophage depletion and/or injury, monocytes are recruited to the lung where factors present in the microenvironment drive their differentiation into alveolar macrophages [15, 16]. Alveolar macrophages were recognized to play a critical role in asbestos-induced injury when Dostert et al. reported that potassium currents in alveolar macrophages attempting to engulf asbestos fibers resulted in activation of the NLRP3 inflammasome [17], which is essential for the development of asbestos-mediated lung fibrosis [18]. Whether one or more of these macrophage populations is necessary for the development of fibrosis in response to asbestos remains unclear.

Here we used a genetic lineage tracing system to show that tissue-resident alveolar macrophages, tissue-resident peribronchial and perivascular interstitial macrophages are present within the fibrotic niche and that monocyte-derived alveolar macrophages do not originate from tissue-resident interstitial lung macrophages. Specific deletion of monocyte-derived alveolar macrophages reduced fibrosis severity. Single molecule fluorescent *in situ* hybridization demonstrated that monocyte-derived alveolar macrophages, expressing profibrotic genes causally linked to fibrosis, were present within pathogenic multicellular niches that included injured epithelial cells and tissue fibroblasts. We then used single-cell transcriptomic analysis of lungs from mice treated with asbestos or bleomycin and patients with pulmonary fibrosis to look for intercellular interactions that sustain monocyte-derived alveolar macrophages. This analysis revealed M-CSF/M-CSFR signaling as one of the key factors controlling monocyte-derived alveolar macrophages. Moreover, it provided unexpected evidence that expression of M-CSF in monocyte-derived alveolar macrophages could be involved in the maintenance of these cells in an autocrine manner. Interruption of M-CSF/M-CSFR signaling resulted in a selective loss of monocyte-derived alveolar macrophages within the fibrotic niche and an amelioration of lung

fibrosis. These findings suggest that single-cell RNA-seq data from multiple laboratories can be combined and validated to identify conserved intercellular interactions within multicellular fibrotic microdomains that might be targeted for the treatment of pulmonary fibrosis.

Materials and Methods

Mice: All mouse procedures were approved by the Institutional Animal Care and Use Committee at Northwestern University (Chicago, IL, USA). All strains including wild-type mice are bred and housed at a barrier- and specific pathogen–free facility at the Center for Comparative Medicine at Northwestern University. Ten to twelve week old mice were used for all experiments. The C57BL/6J, *Cx3cr1*$^{ER\text{-}Cre}$ mice [19] and ZsGreen [20] mice were obtained from Jackson laboratories (Jax stocks 000664, 020940 and 007906, correspondingly). *Casp8*$^{flox/flox}$, *CD11c*^{Cre}*Casp8*$^{flox/flox}$ and *CD11c*^{Cre}*Casp8*$^{flox/flox}$*RIPK3*$^{-/-}$ mice have been described previously [9].

Asbestos-induced lung fibrosis and drug administration: Eight to ten week old mice were instilled intratracheally with control particles (TiO_2 [100 µg in 50 µl PBS]) or crocidolite asbestos fibers (100 µg in 50 µl PBS) to induce lung-fibrosis, as previously described [21]. For lineage-tracing studies, anesthetized mice were administered tamoxifen by oral gavage (100 µl of 10 mg tamoxifen [Sigma, T5648, St. Lois, Missouri] dissolved in sterile corn oil [Sigma, C8267, St. Lois, Missouri]). Anti-CSF1 antibody (clone BE0204, BioXCell, 0.5 mg) was administered intraperitoneally every 5 days, and PLX3397 (MedKoo Biosciences, 40 mg/kg) was administered orally every day, as previously described [22, 23]. Lungs were harvested at indicated time points for flow cytometry, single-cell RNA-sequencing, histopathology, immunohistochemistry and immunofluorescence.

Tissue preparation and flow cytometry: Tissue preparation for flow cytometry analysis and cell sorting was performed as previously described [9], with modifications. Briefly, mice were euthanized and their lungs were perfused through the right ventricle with 10 ml of HBSS. The lungs were removed and infiltrated with 2 mg/ml collagenase D (Roche, Indianapolis, Indiana) and 0.2 mg/ml DNase I (Roche, Indianapolis, Indiana) dissolved in HBSS with Ca^{2+} and Mg^{2+}, using syringe with 30G needle. Lungs were chopped with scissors, tissue was transferred into C-tubes (Miltenyi Biotech, Auburn, California, 130-096-334), and processed in a GentleMACS

dissociator (Miltenyi Biotech, Auburn, California) using m_lung_01 program, followed by incubation for 30 minutes at 37°C with gentle agitation, followed by m_lung_02 program. The resulting single-cell suspension was filtered through a 40 μm nylon cell strainer mesh to obtain a single-cell suspension. The cells were incubated with anti-mouse CD45 microbeads (Miltenyi Biotech, Auburn, California,130-052-301) and $CD45^+$ cells were collected using the MultiMACS™ Cell24 Separator (Miltenyi Biotech, Auburn, California), according to the manufacturer's protocol. Automated cell counting was performed (Nexcelom K2 Cellometer) with AO/PI reagent. Cells were stained with fixable viability dye eFluor 506 (eBioscience, Waltham, Massachusetts), incubated with FcBlock (BD Biosciences, San Jose, California), and stained with a following mixture of fluorochrome-conjugated antibodies (listed as antigen, clone, fluorochrome, manufacturer, catalog number): MHC II, 2G9, BUV395, BD Biosciences, 743876; Ly6C, HK1.4, eFluor450, eBiosciences, 48-5932-82; CD45, 30-F11, FITC, eBiosciences, 11-0451-82; CD64, X54-5/7.1, PE, Biolegend, 139303; Siglec F, E50-2440, PECF594, BD Biosciences, 562757; CD11c, HL3, PECy7, BD Biosciences, 558079; CD24, M1/69, APC, eBiosciences, 17-0242-82; CD11b, M1/70, ACPCy7, Biolegend, 101225; Ly6G, 1A8, Alexa 700, BD Biosciences, 561236; NK1.1, PK136, Alexa 700, BD Biosciences, 560515. Single color controls were prepared using BD CompBeads (BD Biosciences, San Jose, California) and Arc beads (Invitrogen, Waltham, Massachusetts). Flow cytometry was performed at the Northwestern University Robert H. Lurie Comprehensive Cancer Center Flow Cytometry Core facility (Chicago, Illinois). Data were acquired on a custom BD FACSymphony instrument using BD FACSDiva software (BD Biosciences, San Jose, California). Compensation and analysis were performed using FlowJo software (TreeStar). Each cell population was identified using sequential gating strategy (Figure S1A). The percentage of cells in the live/singlets gate was multiplied by the number of live cells using Cellometer K2 Image cytometer to obtain cell count.

Single-cell RNA-seq: Single-cell suspensions were prepared as described above with slight modification. Mice were euthanized with sodium pentobarbital overdose. The chest cavity was opened and lungs were perfused through the right ventricle with 10 ml of HBSS. The lungs were removed and, using 30G needle, infused with 1 mL dispase (Corning) with DNase I (Sigma) before incubation at room temperature with gentle agitation for 45 minutes, followed by gentle teasing using forceps into small (1-2 mm) fragments and incubation in digestion buffer for

another 15 minutes. The resulting suspension was passed through passed through 70 μm cell strainer (Falcon), washed with DMEM (Corning) supplemented with 5% FBS (Corning), pelleted by centrifugation and erythrocytes were lysed using BD Pharm Lyse (BD Biosciences). The resulting single cell suspension was kept in DMEM/FBS and passed through 40 μm cell strainer (Falcon) two times. Cells were counted using Cellometer K2 (Nexcelom) with nucleic acid binding dyes acridine orange (AO) to calculate total number of nucleated cells and propidium iodide (PI) to count dead cells, cell viability exceeded 85%. All manipulations were performed using wide bore tips (Axygen). Single-cell 3' RNA-Seq libraries were prepared using Chromium Single Cell V2 Reagent Kit and Controller (10x Genomics, Pleasanton, California). Libraries were assessed for quality (TapeStation 4200, Agilent, Santa Clara, California) and then sequenced on HiSeq 4000 instrument (Illumina, San Diego, California). Initial data processing was performed using the Cell Ranger version 2.0 pipeline (10x Genomics, Pleasanton, California), reads were mapped to mm10 version of the mouse genome. Analysis was performed using the Seurat R toolkit V2.3.4 [24] for dataset from Xie et al. [25] and V3.0.2 [26] with sctransform normalization [27] for asbestos dataset. Analysis of the putative interactions between the cells was performed using curated list of ligands and receptors from FANTOM5 project [28]. Analysis of RNA velocity in single cells was performed using velocyto pipeline [29]. All code used for analysis can be found at https://github.com/NUPulmonary/JoshiWatanabe2019.

Data availability: Single-cell RNA-seq data from TiO_2- and asbestos-exposed mice have been deposited to GEO (GSE127803). We also used bulk RNA-seq data on flow-sorted alveolar macrophages from GSE82158 [9], single-cell RNA-seq data from patients with pulmonary fibrosis GSE122960 [2] and mice exposed to bleomycin GSE104154 [25]. Interactive UMAP plots from Figures 4A, 4C and 7A are available via Cellbrowser at https://www.nupulmonary.org/resources/.

Fluorescence *in situ* RNA hybridization: Multiplex fluorescent *in situ* hybridization was performed using RNAscope (Advanced Cell Diagnostics (ACD), Newark, CA). Mouse lungs were inflated to 15 cm of H_2O and fixed with 4% paraformaldehyde (EMS) for 24 h. Lungs were paraffin embedded, and 5 μm tissue sections were mounted on Superfrost Plus slides (Fisher, Waltham, Massachusetts). Slides were baked for 1 h at 60°C, deparaffinized in xylene and dehydrated in 100% ethanol. Sections were treated with hydrogen peroxide (ACD 322381) for 10 min at room temperature, then heated to mild boil (98-102°C) in 1× target retrieval reagent

buffer (ACD 322001) for 15 min. Protease Plus (ACD 322381) was applied to sections for 30 min at 40°C in HybEZ Oven (ACD). Hybridization with target probes, preamplifier, amplifier, fluorescent labels and wash buffer (ACD 320058) was done according to ACD instructions for Multiplex Fluorescent Reagent Kit v2 (ACD 323100) and 4-Plex Ancillary Kit v2 (ACD 323120) when needed. Parallel sections were incubated with ACD positive (ACD 321811) and negative (ACD 321831) control probes. Sections were covered with ProLong Gold Antifade mountant (Thermo, Waltham, Massachusetts, P36930). Probes used were: mouse *Mrc1* (ACD 437511-C3), mouse *Pdgfa* (ACD 411361), mouse *Pdgfra* (ACD 480661-C2) and mouse *Csf1* (ACD 315621). Opal fluorophores (Opal 520 (FP1487001KT), Opal 620 (FP1495001KT), Opal 690 (FP1497001KT), Perkin Elmer, Shelton, CT) were used at 1:1500 dilution in Multiplex TSA buffer (ACD 322809). To validate colocalization of *Mrc1* and either *Pdgfa* or *Csf1* probe images were captured on Nikon A1R confocal microscope with 20× and 40× objectives, followed by uniform processing and pseudocoloring in Fiji. For quantification of *Mrc1* and *Pdgfa* co-staining, images of whole mouse lung tissue were captured on Nikon Ti2 Widefield microscope with 20x objective and 0.45 NA. Quantification was performed using NIS Elements software version 5.20.0 using General Analysis module. Images were pre-processed with rolling ball background subtraction, and segmented with thresholding. Objects positive for DAPI and *Mrc1*; DAPI and *Pdgfa*; and DAPI, *Mrc1* and *Pdgfa* were normalized to total number of cells.

Histopathology, immunohistochemistry and immunoflourescence: For histopathology and immunohistochemistry, mouse lung tissue from the regions adjacent to the regions used for flow cytometry and single-cell RNA-Seq was fixed in 4% paraformaldehyde for 24 hours, dehydrated and embedded in paraffin. 4 µm thick sections were prepared. Hematoxylin and eosin staining and Masson's trichrome staining were performed for the analysis of fibrosis scoring. Immunohistochemistry was performed at Northwestern University Mouse Histology and Phenotyping Laboratory Core facility (Chicago, Illinois).

For immunofluorescence, mouse lung tissue was fixed in 4% paraformaldehyde for 6 hours and transferred into 20% sucrose for overnight incubation. Tissue was embedded in Tissue-Tek OCT compound (Sakura, Torrance, California), flash frozen in liquid nitrogen and cut on cryostat at 14 µm thickness. Sections were air-dried and stained with PE-conjugated anti-MERTK (BioLegend, San Diego, California, 151505), Alexa Fluor 647-conjugated anti-Siglec F (BD Biosciences, San Jose, California, 562680), rabbit anti-RELMα (Abcam, Cambridge,

Massachusetts, ab39626), and goat anti-SPC (Santa Cruz Biotechnology, Dallas, Texas, sc-7706). Appropriate secondary antibodies were used for unconjugated primary antibody, including donkey anti-rabbit Alexa Fluor 647 (Invitrogen, Waltham, Massachusetts, A-31573) and donkey anti-goat Alexa Flour 568 (Invitrogen, Waltham, Massachusetts, A-11057). DAPI (Invitrogen, D3571) was used for nuclear staining and sections were mounted with ProLong Diamond Antifade Mountant (Invitrogen, Waltham, Massachusetts, P36965). Images were acquired on Nikon A1R confocal microscope or Nikon Ti2 wide field microscope at Northwestern University Nikon Cell Imaging Facility (Chicago, Illinois), processed using Nikon Elements Software.

Fibrosis Scores and Lung Collagen Determination: Fibrosis scores in mice were determined from hematoxylin and eosin and Masson's trichrome-stained specimens in a blinded manner, in accordance with the code set by Pathology Standards for Asbestosis, as described previously [30]. Collagen levels were determined using Sircol assay as described previously [21].

Statistical analysis: Statistical tests and tools for each analysis are explicitly described with the results or detailed in figure legends.

Results

Recruitment of monocyte-derived alveolar macrophages distinguishes the response to asbestos from a non-fibrogenic particle (TiO_2). We quantified monocyte and macrophage populations in the mouse lung via flow cytometry 14 days after intratracheal administration of asbestos, which reproducibly induces lung fibrosis, or a standard control particle TiO_2 that does not induce fibrosis (both 100 μg) (Figure 1A, see Figure S1A for gating strategy). We found that the number of monocytes and alveolar macrophages ($CD64^+$Siglec F^+) were similarly increased in mice administered either asbestos or TiO_2 when compared with naïve mice (Figure 1B). While the increase in alveolar macrophages was largely attributable to expansion of a Siglec F^{high} population in TiO_2-treated animals, the increase in alveolar macrophages in animals administered asbestos was attributable to both an expansion in Siglec F^{high} alveolar macrophages and the

emergence of a population of Siglec F^{low} alveolar macrophages (~15% of the total alveolar macrophage pool) (Figure 1B-C, Figure S1B).

We used a genetic lineage tracing system to determine whether Siglec F^{low} alveolar macrophages that were expanded in asbestos-treated animals but absent in TiO_2-treated animals were derived from the recruitment of monocytes or the expansion of tissue-resident alveolar macrophages. Circulating $Ly6C^{high}$ classical monocytes express high levels of *Cx3cr1*, while tissue-resident alveolar macrophages do not [11, 19]. Accordingly, we crossed *Cx3cr1*$^{ER\text{-}Cre}$ animals to ZsGreen reporter mice to track the fate of monocyte-derived cells in the lung during asbestos-mediated fibrosis (Figure 1D). In this system, 7 days after tamoxifen administration 86.8% of circulating monocytes are GFP-positive (Figure 1E), but because they are short-lived, they disappear after tamoxifen pulse [19]. However, if GFP-labeled monocytes give rise to long-living macrophages, such as monocyte-derived alveolar macrophages, they will be permanently labeled with GFP, even after the expression of endogenous *Cx3cr1* has ceased. As expected, long-lived tissue-resident alveolar macrophages, which do not express *Cx3cr1*, were not labeled in this system (Figure 1E). In contrast, 86.7% of the tissue-resident peribronchial and perivascular interstitial macrophages, which also express *Cx3cr1*, became GFP-positive after tamoxifen pulse (Figure 1E).

To assess the contribution of monocyte-derived macrophages to the expansion of the alveolar macrophage pool, reporter mice were treated with tamoxifen via oral gavage 7 and 8 days after administration of asbestos or TiO_2 and lungs were analyzed by flow cytometry at day 14 (Figure 1F). Administration of asbestos resulted in an influx of GFP^+ alveolar macrophages, which were Siglec F^{low} and $CD11b^{high}$ (Figure 1G-I). In total, 4.9% of monocyte-derived alveolar macrophages ($CD64^+$Siglec F^{low}) were GFP positive one week after tamoxifen pulse in asbestos-

exposed mice (Figure 1H-I). In contrast, in mice treated with TiO_2, only 1.4% of alveolar macrophages were GFP-positive, which was comparable to naïve mice (Figure 1H-I).

Monocyte-derived alveolar macrophages and not tissue-resident interstitial macrophages contribute to the macrophage pool in the fibrotic niche. We took advantage of the GFP label on monocyte-derived alveolar macrophages in our lineage tracing system to determine whether recruitment of these cells in response to asbestos was spatially restricted to areas near the fibers. Fibrosis was restricted to regions of bronchoalveolar duct junctions where asbestos fibers had lodged, but was absent in the distal lung (Figure 2A). Immunofluorescent microscopy demonstrated that GFP^+ cells were specifically found in these fibrotic areas and both GFP^+ and GFP^- cells appeared to engulf asbestos fibers (Figure 2B, C). These cells are located in the alveolar space and express MerTK and Siglec F confirming their identity as monocyte-derived alveolar macrophages (Figure S2).

Tissue-resident interstitial macrophages ($CD64^+$Siglec F^-) have recently been reported to contribute to the population of tumor-associated macrophages [12]. To exclude the possibility that these tissue-resident peribronchial or perivascular interstitial macrophages can migrate to the alveolar space in response to asbestos-induced epithelial injury and differentiate into alveolar macrophages, we treated *Cx3cr1*$^{ER\text{-}Cre}$ × ZsGreen reporter mice with tamoxifen to label tissue-resident interstitial macrophages (Figure 2D). By 21 days after tamoxifen treatment, virtually all GFP-labeled monocytes disappeared from circulation while 82% of tissue-resident interstitial macrophages remained GFP-positive (Figure 2D-E). These mice were treated with asbestos intratracheally and the lungs were analyzed by flow cytometry 14 days later (Figure 2D). The percentage of GFP-positive alveolar macrophages in asbestos-exposed mice was not different from non-exposed mice, suggesting that monocytes, and not tissue-resident interstitial

macrophages drive the expansion of alveolar macrophages at the sites of asbestos-mediated injury and fibrosis (Figure 2F).

Genetic deletion of monocyte-derived alveolar macrophages attenuates asbestos-induced pulmonary fibrosis. Previously, we have shown that a loss of caspase-8 in monocyte-derived alveolar macrophages results in their death via necroptosis during differentiation [9]. Accordingly, we used macrophage-specific deletion of *Casp8* with or without prevention of necroptosis through deletion of *Ripk3* to determine whether monocyte-derived alveolar macrophages are necessary for the development of asbestos-induced pulmonary fibrosis. Control mice ($Casp8^{flox/flox}$) and mice lacking caspase-8 in alveolar macrophages ($CD11c^{Cre}Casp8^{flox/flox}$) were administered either asbestos or TiO_2 intratracheally. The number of monocyte-derived alveolar macrophages ($CD64^{+}$Siglec F^{low}) was significantly reduced in $CD11c^{Cre}Casp8^{flox/flox}$ compared with $Casp8^{flox/flox}$ controls 28 days after the administration of asbestos (Figure 3A-D). Other cell populations were unchanged in the $CD11c^{Cre}Casp8^{flox/flox}$ mice compared to $Casp8^{flox/flox}$ controls with the exception of eosinophils, which were reduced in the $CD11c^{Cre}Casp8^{flox/flox}$ mice compared with the $Casp8^{flox/flox}$ controls (Figure 3E; Figure S3A). $CD11c^{Cre}Casp8^{flox/flox}$ mice showed less asbestos-induced fibrosis compared with the $Casp8^{flox/flox}$ controls (Figure 3F-H). To confirm that the protection from fibrosis in $CD11c^{Cre}Casp8^{flox/flox}$ mice resulted from necroptotic loss of monocyte-derived alveolar macrophages, we performed the same experiments in $CD11c^{Cre}Casp8^{flox/flox}Ripk3^{-/-}$ mice and $Ripk3^{-/-}$ mice. While the global loss of *Ripk3* did not affect the recruitment of monocyte-derived alveolar macrophages or the severity of fibrosis, the loss of *Ripk3* in $CD11c^{Cre}Casp8^{flox/flox}Ripk3^{-/-}$ mice restored monocyte-derived alveolar macrophages and rescued asbestos-induced fibrosis (Figure 3A-H). To determine whether tissue-resident alveolar macrophages also contributed to the development of

asbestos-induced fibrosis, we depleted tissue-resident alveolar macrophages by treating mice with intratracheal liposomal clodronate 24 hours prior to the administration of intratracheal asbestos or TiO_2. There was no difference in fibrosis 28 days later as determined by quantitative scoring of lung sections and measurements of lung soluble collagen using picrosirius red precipitation, suggesting that tissue-resident alveolar macrophages are not required for the development of fibrosis (Figure S3B). These data demonstrate that monocyte-derived alveolar macrophages are necessary to develop a spatially-restricted fibrotic niche in response to asbestos.

Single-cell RNA-seq distinguishes responses to fibrogenic asbestos fibers and control particles. We reasoned that single-cell RNA-seq combined with spatial techniques, such as *in situ* RNA hybridization could be used to gain insights into cellular interactions by which monocyte-derived alveolar macrophages are maintained and signal within fibrotic niches in the asbestos-exposed lung. Accordingly, we performed single-cell RNA-seq on unenriched single-cell suspensions from the lungs of wild-type mice 14 days after exposure to either asbestos or TiO_2, when fibrosis is just beginning, one mouse per condition. Clustering was performed using Seurat R toolkit and clusters were annotated based on the expression of cell type-specific genes (Figure 4A; Supplemental Table S1). After excluding doublets and low quality cells, 15,288 cells from two libraries were used for subsequent analysis. We captured and resolved all major cell populations in the mouse lung, including interstitial and alveolar macrophages, alveolar epithelial type I and type II cells, dendritic cells, fibroblasts, mesothelial cells, smooth muscle cells and subsets of endothelial cells. Each cluster included cells from both experimental groups (i.e. mice exposed to asbestos or TiO_2) (Figure S4A-B). In agreement with our lineage-tracing studies indicating influx of monocyte-derived alveolar macrophages, we identified a subcluster

of alveolar macrophages (Figure 4B) that was disproportionately represented by the cells from the asbestos-exposed animal (Figure S4B).

We identified macrophages based on the expression of canonical macrophage-associated genes (*Cd68, Mrc1, Lyz2, Adgre1* and *Axl*) (Figure 4B, Figure S4C). Focused analysis of macrophage populations resolved two major populations identified as alveolar macrophages and tissue-resident interstitial macrophages. Tissue-resident interstitial macrophages could be further subdivided into peribronchial and perivascular macrophages, distinguished by expression of *Ccr2*, and *F13a1* and *Lyve1*, respectively (Figure 4C-F; Figure S4C) [11]. While some markers were expressed in both alveolar and interstitial macrophages (*Cd68, Mrc1, Lyz2, Adgre1* and *Axl*), others were restricted to alveolar macrophages (*Siglecf, Marco* and *Il18*) (Figure S4C; Supplemental Table S2).

Alveolar macrophages contained three subclusters. Cluster AM1 was comprised of alveolar macrophages from mice exposed to either asbestos or TiO_2 (Figure 4D, E). In contrast, clusters AM2 and AM3 were predominantly represented by cells from asbestos-exposed animals. Alveolar macrophages from cluster AM1 were characterized by expression of genes associated with normal homeostatic function of alveolar macrophages (*Ear1, Fabp1*) (Figure S4D). Macrophages from cluster AM2 expressed genes involved in inflammatory response, cytokine production and matrix metalloproteinase activation (*Car4, Ctsk, Chil3, S100a1, Wfdc21*) (Figure S4D). In agreement with fate-mapping studies macrophages from cluster AM3 exhibited a more immature alveolar macrophage phenotype, characterized by lower expression of *Pparg, Car4, Ear1, Siglecf, Marco,* and increased expression of *Itgam, Cd36 and Gpnmb* (Figure S4C-D) and increased expression of transcription factors involved in macrophage development and maintenance (*Litaf, Jund, Bhlhe40, Bhlhe41, Klf9*) and unfolded protein response (*Atf3, Atf4,*)

(Figure 4G). RNA velocity analysis [29] suggests that cluster AM3 represents a transcriptionally stable cell state, rather than an intermediate state between monocyte to tissue-resident macrophage differentiation (Figure S4E, F).

We then queried the expression of 947 genes associated with pulmonary fibrosis using Comparative Toxicogenomic Database [31] and found that 89 genes were detected in alveolar macrophages (Figure 4H; Figure S4G). Clusters AM1 and AM2 contained "generic" genes (21 and 9 genes correspondingly) associated with alveolar macrophage cellular identity and function (*Fabp1, Fabp4, Fabp5, Tgfb1*) [32]. In contrast, cluster AM3 was enriched for profibrotic genes and contained 59 genes involved in matrix remodeling and cell to cell interactions (*Cdh1, Fn1, Mmp12, Mmp14, Spp1, Timp2*) (Figure 4H; Figure S4G).

In a recent publication Xie et al. evaluated the response of fibroblasts in bleomycin-induced pulmonary fibrosis using single-cell RNA-seq [25]. While the authors focused their analysis on fibroblasts, their dataset contained a large number of non-mesenchymal cells, including alveolar macrophages (Figure S4H-I; Supplemental Table S3). Analysis of the macrophage population demonstrated presence of three subclusters: AM1, AM2, AM3 (Figure S4J; Supplemental Table S4). Similar to our findings in asbestos, cluster AM1 was predominantly comprised of cells from PBS-treated control animals, while clusters AM2 and AM3 were comprised of cells from bleomycin-treated animals (Figure S4K,L). Out of 947 genes associated with pulmonary fibrosis in the Comparative Toxicogenomic Database we found 80 to be detected in alveolar macrophages from bleomycin dataset (Figure S4M). Cluster AM3 was enriched for expression of fibrosis-associated genes (53 genes), many of which overlapped with the AM3 cluster genes from our asbestos dataset (*Gpnmb, Fn1, Mmp12, Mmp14, Spp1, Timp2*) (Figure S4G, M).

We have previously reported the emergence of a novel subpopulation of alveolar macrophages in

lung explants from patients with pulmonary fibrosis compared with biopsies from the normal donor lung [2]. Twenty genes, including *SPP1, MMP14, TREM2, GPNMB* overlapped between the genes characterizing the cluster of human profibrotic alveolar macrophages from patients with pulmonary fibrosis and genes observed in the AM3 clusters from asbestos-induced and bleomycin-induced pulmonary fibrosis (Figure S4N; Supplemental Table S5). Thus, our analysis has demonstrated the emergence of homologous populations in different models of pulmonary fibrosis (asbestos and bleomycin) and in patients with pulmonary fibrosis.

Single-cell RNA-seq identifies ligand receptor interactions that emerge during pulmonary fibrosis. Our data causally implicate monocyte-derived alveolar macrophages in the development of pulmonary fibrosis. To understand the molecular basis by which they signal to promote pulmonary fibrosis, we analyzed possible ligand-receptor interactions that were identified in single cell data from asbestos treated lungs but were absent in TiO_2 treated lungs. Our initial analysis identified more than 50,000 possible interactions (Figure S4O-Q, see Methods and online code for details) [28]. To narrow this list, we focused on the interactions between cell types located in physical proximity to areas of fibrosis (macrophages, fibroblasts and alveolar type II cells) and specifically focused on the two cell types that emerged exclusively during asbestos-induced pulmonary fibrosis—monocyte-derived alveolar macrophages and *Retnla*$^+$ alveolar type II cells (Figure S4R; Supplemental Table S6). We then went on to validate some of the identified interactions specifically focusing on factors that can 1) promote recruitment of monocyte-derived alveolar macrophages by injured alveolar epithelial cells, 2) promote persistence of monocyte-derived alveolar macrophages in the fibrotic regions and 3) factors produced by monocyte-derived alveolar macrophages that can drive proliferation of fibroblasts.

M-CSF/M-CSFR signaling is necessary for the maintenance of monocyte-derived alveolar macrophages within fibrotic niches. Tissue-resident alveolar macrophages rely on GM-CSF (*Csf2*) produced by alveolar epithelial cells for their homeostatic maintenance [33]. In contrast, data from M-CSF-deficient mice and pharmacological blockade of M-CSFR (*Csf1r*) suggest that M-CSF (*Csf1*) signaling is dispensable for homeostatic maintenance of alveolar macrophages [34-36]. We found that *Csf1r*, was upregulated in AM3 cluster both in asbestos- and bleomycin-treated mice (Figure 5A; Figure S4G, M). We asked which cells express *Csf1* and *Il34* – ligands for M-CSFR – and particularly whether any new *Csf1/Il34*-producing cells emerge during fibrosis. In TiO_2- and asbestos-exposed animals, *Il34* was expressed in alveolar type II cells and club cells, while *Csf1* was expressed in fibroblasts, mesothelium and endothelium (Figure S5A, B). Interestingly, about 10% of macrophages in cluster AM3 expressed *Csf1* in both asbestos- and bleomycin-induced pulmonary fibrosis (Figure 5A-C; Supplemental Table S6). Expression of *Csf1* was also detected by bulk RNA-seq in flow-sorted macrophages from mice with bleomycin-induced fibrosis (from our previously published dataset [9]) (Figure 5D). In humans, expression of *CSF1* was detected in alveolar macrophages from the lungs of normal donors and patients with pulmonary fibrosis (Figure S5C), expression of *CSF1R* was increased in patients with pulmonary fibrosis, specifically in the cluster containing profibrotic alveolar macrophages (Figure S5D, E). We then validated our findings using *in situ* RNA hybridization. Double positive $Mrc1^{+}Csf1^{+}$ alveolar macrophages were detected in the areas of fibrosis in proximity to $Pdgfra^{+}$ fibroblasts 28 days after asbestos exposure (Figure 5E-F; Figure S5F).

These data suggest that monocyte-derived alveolar macrophages are capable of generating an autocrine signal for their persistence. We tested this hypothesis using the $Cx3cr1^{ER\text{-}Cre} \times ZsGreen$ reporter mice described earlier. One day prior to induction of pulmonary fibrosis via intratracheal

administration of asbestos, we treated these mice with a pulse of tamoxifen to transiently label circulating monocytes and monocyte-derived alveolar macrophages derived from these monocytes (Figure 5G). An established population of monocyte-derived alveolar macrophages was present in the lung fourteen days after induction of fibrosis (Figure 1G, H). We then treated mice with neutralizing anti-CSF1 antibody or with PLX3397 – a small molecule inhibitor of M-CSFR kinase signaling and analyzed pulmonary macrophage populations and pulmonary fibrosis severity 14 days later (Figure 5G). Pharmacological blockade of M-CSFR signaling decreased number of monocyte-derived alveolar macrophages and decreased the severity of pulmonary fibrosis, while the number of tissue-resident alveolar macrophages was not affected and level of circulating monocytes was only moderately reduced (Figure 5H-K).

Monocyte-derived alveolar macrophages provide a link between epithelial injury and activation of resident fibroblasts within spatially-restricted profibrotic niches. Next, we queried both our asbestos and published bleomycin [25] alveolar macrophage single-cell RNA-seq datasets for the expression of ligands that have partnering receptors on fibroblasts and could be involved in their proliferation. Using a curated database of ligand-receptor pairs [28] we identified that macrophages from AM3 cluster in both asbestos- and bleomycin-treated mice expressed several molecules that could drive fibroblast proliferation, including *Pdgfa* (Figure 6A, B; Supplemental Table S6). We confirmed increased expression of *Pdgfa* in monocyte-derived alveolar macrophages by querying our bulk RNA-seq data from flow-sorted macrophages from the bleomycin model (Figure 6C) [9]. Further, we validated our findings by performing *in situ* RNA hybridization for *Mrc1, Pdgfa, Pdgfra* after asbestos exposure and detected double positive *Mrc1*$^{+}$*Pdgfa*$^{+}$ alveolar macrophages in the areas of fibrosis in proximity to *Pdgfra*$^{+}$ fibroblasts (Figure 6D, E; Figure S6).

Finally, to explore the possibility that monocyte-derived alveolar macrophages represent a link between asbestos-induced epithelial injury and fibroblast activation, we performed focused analysis of alveolar epithelial type II cells, which were well-represented in our dataset. The analysis identified four subclusters. Subclusters AT2-1 and AT2-2 represented typical alveolar type II cells (Figure 7A-C, Figure S7). Subcluster AT2-3 contained cells from asbestos- and TiO_2-treated animals and was characterized by the expression of *Krt8, Krt18, Ndnf* and *Lgals3* and matched recently described $Krt8^+$ epithelial cells in the distal lung parenchyma (Figure S7) [37]. Finally, cluster AT2-4 was comprised of cells found after asbestos exposure and expressed several genes linked to pulmonary fibrosis, including *Retnla* (RELMα), *Il33,* and *Chia1* (Figure 7D; Supplemental Table S7). *Retnla* is primarily expressed in epithelial cells and is thought to act as a chemoattractant for monocytes and monocyte-derived cells. Moreover, *Retnla*-deficient mice have been reported to be protected from experimental pulmonary fibrosis [38]. To see if the *Retnla*-expressing epithelial cells are restricted to areas of fibrosis, we treated *Cx3cr1*$^{ER\text{-}Cre}$*ZsGreen* mice with tamoxifen 14 and 15 days after administration of asbestos or TiO_2 and analyzed lungs using confocal immunofluorescent microscopy at day 21. Double-staining for RELMα and surfactant protein C confirmed that alveolar type II cells expressing RELMα were spatially restricted to areas of fibrosis, which also contained GFP^+ monocyte-derived alveolar macrophages (Figure 7E, F). Thus, our data suggest that monocyte-derived alveolar macrophages link spatially-restricted epithelial injury and fibroblast proliferation.

Discussion

We performed an integrated analysis of single-cell RNA-seq data from lung tissue of patients with pulmonary fibrosis and two murine models of lung fibrosis to identify putative mechanisms of intracellular communication within the fibrotic niche. From this analysis, we predicted that monocyte-derived alveolar macrophages drive fibrosis and are capable of self-maintenance via autocrine M-CSF/M-CSFR signaling. We used a genetic lineage tracing system and single molecule *in situ* RNA hybridization to show that *Csf1*- and *Pdgfa*-expressing monocyte-derived alveolar macrophages, *Retnla*-expressing epithelial cells and *Pdgfra* expressing fibroblasts are localized to fibrotic niches within the lung near asbestos fibers. We then used genetic and pharmacologic strategies to causally link *Csf1*-expressing monocyte-derived alveolar macrophages to fibrosis. These findings demonstrate the power of a combined approach using single-cell RNA-seq from humans and mice, spatial transcriptomics, genetic lineage tracing and causal interventions in mouse models to unravel the complex intercellular interactions necessary for fibrosis.

Single-cell RNA-seq is transforming our understanding of biology by revealing heterogeneity within cell populations that emerge during disease. We show that single-cell RNA-seq can be used to combine data generated by different laboratories in different animal models of disease with homologous data from diseased patients to identify common mechanisms in disease pathogenesis [2, 25]. By using a genetic lineage tracing system that marks the ontogeny of recruited macrophages, we were able to spatially localize intercellular signals predicted from single-cell RNA-seq data to areas of fibrosis surrounding asbestos fibers in the mouse lung. Computational consolidation of single-cell RNA-seq datasets generated in other models of

fibrosis is a promising approach to generate hypotheses with respect to fibrosis pathogenesis that can be tested with causal genetic or pharmacologic interventions [39].

Our findings suggest the emergence of spatially restricted multicellular pro-fibrotic niches during pulmonary fibrosis. In these niches, injured epithelial cells drive recruitment of monocyte-derived alveolar macrophages, which, in turn, provide signals for fibroblast proliferation. Tissue-resident macrophages outside the lung rely on growth factors produced by other cells comprising the niche [40], particularly on M-CSF produced by fibroblasts [41]. In contrast, tissue-resident alveolar macrophages in the lung do not require M-CSF but do require GM-CSF for their maintenance, which is normally produced by alveolar type II cells [8, 33]. We found that monocyte-derived alveolar macrophages in mouse models of pulmonary fibrosis and (possibly monocyte-derived) profibrotic alveolar macrophages in patients with pulmonary fibrosis were characterized by increased expression of *Csf1r/CSF1R*. Similar upregulation of *CSF1R* expression on fibrosis-associated macrophages can be found in the recent independent single-cell transcriptomic analysis of the lungs from patients with idiopathic pulmonary fibrosis, indicating high reproducibility of our findings [42]. Detection of Csf1/CSF1 expression in these alveolar macrophages suggests they can maintain their population in the fibrotic niche via autocrine production of M-CSF, thus becoming independent of signals from other resident lung cells for their survival as was recently postulated in an elegant computational model of fibrosis containing macrophages and fibroblasts [41, 43]. We confirmed this hypothesis by showing two pharmacologic strategies to inhibit CSF1-signaling reduced the number of monocyte-derived alveolar macrophages in the niche and reduced the severity of asbestos-induced fibrosis. Autocrine M-CSF signaling may provide a mechanism by which macrophages are sustained at the “advancing front” of fibroblastic foci where normal signals from the alveolar epithelium and

mesenchyme are lacking [44]. In this niche profibrotic macrophages secrete factors essential for fibroblast proliferation, including PDGFA, which was also elevated in alveolar macrophages from patients with pulmonary fibrosis [45, 46]. Our results and those from another group studying radiation induced lung fibrosis, support therapeutic consideration of M-CSF/M-CSFR inhibition for the treatment of some forms of pulmonary fibrosis [47]. It is of interest that monocyte-derived alveolar macrophages recruited to the lung during bleomycin also express M-CSF and M-CSFR, but bleomycin induced fibrosis resolves spontaneously. Combining our lineage tracing system with single-cell RNA-seq data from resolving bleomycin-induced fibrosis and persistent asbestos-induced fibrosis might suggest how monocyte-derived alveolar macrophages change as fibrosis resolves.

Using previously validated genes as markers, we resolved three previously described transcriptionally and anatomically distinct populations of macrophages in the normal murine lung from single-cell RNA-seq data—alveolar macrophages, peribronchial interstitial macrophages and perivascular interstitial macrophages [11, 13]. We used a genetic lineage tracing system to distinguish between tissue-resident interstitial macrophages, tissue-resident alveolar macrophages, and monocyte-derived alveolar macrophages that we predicted would emerge during asbestos-induced fibrosis based on work from our group that has been confirmed by others [9, 48, 49]. All three populations were present within the fibrotic niche, but only monocyte-derived alveolar macrophages were uniquely found in areas of fibrosis. Lineage tracing studies showed these monocyte-derived alveolar macrophages do not arise from interstitial macrophages. Tissue-resident interstitial macrophages did not expand, become activated or differentiate into alveolar macrophages during fibrosis, and depletion of monocyte-derived but not tissue-resident alveolar macrophages ameliorated fibrosis severity. We combined

our single-cell RNA-seq data of asbestos-induced fibrosis with recently published single-cell RNA-seq dataset from bleomycin-induced fibrosis [25] to demonstrate existence of the homologous macrophage populations in both models. Moreover, we show that during the later stages of fibrosis monocyte-derived alveolar macrophages represent a transcriptionally homogenous population during fibrosis. In contrast, high-resolution profiling of the early stages of bleomycin-induced pulmonary fibrosis across multiple time points demonstrated heterogeneity of monocyte-derived macrophages [37]. These effects are likely a combination of cell autonomous changes related to monocyte to macrophage differentiation and environmentally driven transcriptional programs related to the spatial localization of monocyte-derived alveolar macrophages to areas of injury as we report here, and as we found in bleomycin induced fibrosis using a distinct lineage tracing system [10].

We have previously shown that macrophage specific deletion of *Casp8* results in the death of monocytes as they differentiate into alveolar macrophages via necroptosis as evidenced by a rescue of fibrosis severity when *Casp8* and *Ripk3* are simultaneously deleted [9]. We took advantage of this system to genetically demonstrate a causal role for monocyte-derived alveolar macrophages in the development of asbestos induced lung fibrosis. In contrast, deletion of tissue-resident alveolar macrophages through the administration of intratracheal liposomal clodronate prior to asbestos exposure had no effect on fibrosis severity. These findings suggest caution in interpreting the results of “alveolar macrophage specific deletion” of genes during fibrosis. Monocyte to alveolar macrophage differentiation involves reshaping of more than 70% of the cellular transcriptome and requires multiple transcriptional pathways. Deletion of any gene necessary for monocyte to alveolar macrophage differentiation might therefore reduce or eliminate monocyte-derived alveolar macrophages and ameliorate fibrosis. These effects might

be independent of the described function of the gene in mature alveolar macrophages [15]. For example, monocyte/alveolar macrophage deletion of *Tgfb1* [50], *Torc1* [51], *Pparg* [52], *Casp8* [9] or *Cflar* [48] will prevent monocyte to macrophage differentiation, which likely in part explains their salutary effects on fibrosis or airway inflammation.

Our study has limitations. First, while we used a validated lineage tracing system to exclude the possibility that tissue-resident peribronchial or perivascular interstitial macrophages serve as a significant source of profibrotic alveolar macrophages, it is possible that they regulate the recruitment or differentiation of monocytes in response to profibrotic stimulus as has been recently described [14]. Second, while our single-cell RNA-seq analysis was able to capture and resolve many of the canonical cell types identified in the mouse lung, several cell types, including alveolar type I cells, fibroblasts and smooth muscle cells/myofibroblasts were underrepresented in our dataset. Thus, we were not able to resolve heterogeneity within these populations during pulmonary fibrosis. Other techniques, such as enrichment for specific populations of interest or single-nucleus RNA-seq, may address these limitations [25, 53, 54].

In summary, we found that recruitment of monocyte-derived alveolar macrophages is limited to spatially restricted fibrotic niches in pulmonary fibrosis. Genes expressed by injured epithelial cells, monocyte-derived macrophages and fibroblasts can be detected using single-cell RNA-seq and then used to guide spatial assays (such as *in situ* RNA hybridization) to reconstruct multicellular niches necessary for development and maintenance of fibrosis. Genetically inducing deletion of monocyte-derived alveolar macrophages by necroptosis during their differentiation ameliorated lung fibrosis, causally linking them to disease pathogenesis. Single-cell RNA-seq suggested monocyte-derived alveolar macrophages sustain themselves through M-CSF/M-CSFR signaling, and the administration of an antibodies to M-CSF or blockade of M-

CSFR with small molecule inhibitor resulted in a loss of already established population of monocyte-derived alveolar macrophages. While other populations, such as activated fibroblasts, could act as a source of M-CSF to sustain population of monocyte-derived alveolar macrophages, single-cell RNA-seq and fluorescent *in situ* RNA hybridization data suggest that monocyte-derived alveolar macrophages express *Csf1*, rising an intriguing possibility that these cells can maintain their population via an autocrine M-CSF/M-CSFR loop. If true, this finding could be of high importance, suggesting that pathogenic monocyte-derived alveolar macrophages can sustain their population and drive fibroblast proliferation even in the absence of active epithelial injury [43]. Collectively, our results support the combination of lineage tracing, computational integration of single-cell RNA-seq datasets from murine and human fibrosis and *in situ* RNA hybridization imaging as a powerful method to identify pathways that can be targeted for the treatment of different disease endotypes in patients with pulmonary fibrosis.

Figure legends:

Figure 1. Exposure to asbestos or TiO_2 is distinguished by the recruitment of monocyte-derived alveolar macrophages to the lung. **A**. Mice were administered crocidolite asbestos or TiO_2 (both at 100 μg, intratracheally) and monocyte and macrophage populations were quantified by flow cytometry 14 days later (See Figure S1A, B for gating strategy and quantification of other myeloid cell populations). **B**. Representative contour plots gated on alveolar macrophages ($CD64^+$Siglec F^+) from asbestos-treated or TiO_2-treated animals. **C**. Quantification of Siglec F^{low} and Siglec F^{high} alveolar macrophages from naïve, TiO_2- or asbestos-exposed animals according to gating in panel B. **D**. Schematic of the experimental design in E. **E**. *Cx3cr1*$^{ER\text{-}Cre}$*ZsGreen* mice were treated with tamoxifen and the percentage of GFP-positive classical monocytes, interstitial macrophages and alveolar macrophages was assessed by flow cytometry (representative histograms showing GFP expression are shown, black line—control, green line—tamoxifen-treated). **F.** Schematic of experimental design for G-I: lineage tracing system to track the ontogeny of alveolar macrophages after intratracheal administration of asbestos or TiO_2. *Cx3cr1*$^{ER\text{-}Cre}$*ZsGreen* mice were treated with asbestos or TiO_2 and tamoxifen was administered as two boluses at days 7 and 8. The number of GFP^+ alveolar macrophages was analyzed 7 days later. **G-H**. Representative contour plots (**G**) and quantification (**H**) of GFP-positive monocyte-derived alveolar macrophages after asbestos or TiO_2 exposure. **I**. Representative histograms and median fluorescence intensity (MFI) demonstrating expression of Siglec F and CD11b on monocyte-derived alveolar macrophages 14 days after exposure to asbestos. All data presented as mean±SEM, 4–5 mice per group, one-way ANOVA with Tukey-Kramer test for multiple comparisons; *, $P < 0.05$; **, $P < 0.01$; ***, $P < 0.001$; ****, $P < 0.0001$. Representative data from two independent experiments is shown.

Figure 2. Recruitment of monocyte-derived alveolar macrophages is spatially restricted to areas near asbestos fibers. A. The intratracheal administration of asbestos fibers induces fibrosis near bronchoalveolar duct junctions where asbestos fibers lodge. Left panel shows low power image of a medium-sized airway (Mason's trichrome, scale bar 100 μm), right panel shows high power images (Mason's trichrome and H&E, respectively). Areas of fibrosis develop adjacent to the airway in which asbestos fibers can be observed (arrows, bottom right panel). In contrast alveolar structures in the distal lung parenchyma are relatively preserved. **B.** Top panel:

representative lung histology from *Cx3cr1*$^{ER\text{-}Cre}$*ZsGreen* mice treated with tamoxifen on day 14 and 15 (10 mg, via oral gavage) and harvested 21 days after asbestos exposure (scale bar 100 μm). Bottom panels correspond to areas outlined in boxes. Left panels: monocyte-derived cells are GFP-positive, nuclei stained with DAPI. Middle panels: phase contrast images, asbestos fibers are indicated by arrows. Right panels: merge. Bottom panels: asbestos fibers are surrounded by GFP-positive cells (arrowheads) and GFP negative cells (arrow) with macrophage morphology. **C**. Quantification of GFP-positive monocyte-derived alveolar macrophages in peribronchial regions in asbestos- and TiO_2-treated mice (two-way ANOVA with Tukey's multiple comparisons test, p=0.0032). **D**. Schematic of experimental design, and kinetics of GFP-positive monocytes, tissue-resident interstitial macrophages and tissue-resident alveolar macrophages after tamoxifen pulse in naïve *Cx3cr1*$^{ER\text{-}Cre}$*ZsGreen* mice. Percentage of GFP-positive cells was assessed by flow cytometry. **E.** Representative fluorescent images showing GFP-positive tissue-resident interstitial macrophages 21 days after tamoxifen pulse in naïve animals. **F.** Representative contour plots showing GFP expression in alveolar macrophages from *Cx3cr1*$^{ER\text{-}Cre}$*ZsGreen* mice 21 days after tamoxifen and 14 days after asbestos instillation. Percentage of GFP-positive classical monocytes, interstitial macrophages and alveolar macrophages was assessed by flow cytometry according to gate in F. All data presented as mean±SEM, 3–5 mice per group or time-point.

Figure 3. Deletion of monocyte-derived alveolar macrophages attenuates asbestos-induced pulmonary fibrosis. *Casp8*$^{flox/flox}$, *CD11c*^{Cre}*Casp8*$^{flox/flox}$, *CD11c*^{Cre}*Casp8*$^{flox/flox}$*Ripk3*$^{-/-}$and *Ripk3*$^{-/-}$ mice were administered crocidolite asbestos or TiO_2 (both at 100 μg, intratracheally) and the lungs were harvested 28 days later. **A-E**. Lung were analyzed using flow cytometry to quantify monocyte and macrophage populations. **F**. Representative histologic images (Mason's trichrome, top, 100×, bottom, 400×). **G.** Quantification of soluble collagen in lung homogenates. **H.** Blinded scoring of a single longitudinal section from each mouse. Blue colored circles refer to TiO_2 treatment, red colored circles, squares and triangles refer to asbestos administration. All data presented as mean±SEM, 3–7 mice per group, one-way ANOVA with Tukey-Kramer test for multiple comparisons. *, $p< 0.05$; **, $p< 0.01$; ***, $P < 0.001$.

Figure 4. Single-cell RNA-seq reveals profibrotic monocyte-derived alveolar macrophages during asbestos-induced pulmonary fibrosis. A. UMAP plot demonstrating 26 cell clusters from 15,452 cells identified by single-cell RNA-seq 14 days after asbestos- or TiO_2 exposure, one mouse per condition. **B.** Macrophages were identified using canonical lineage-restricted markers, such as *Mrc1*, as shown on UMAP plot. **C.** Clusters of cells expressing *Mrc1* were subset from the main dataset and re-clustered, revealing two subclusters of tissue-resident interstitial lung macrophages (IM1 and IM2) and three subclusters of alveolar macrophages (AM1, AM2, AM3). **D-E.** Bar plot (**D**) and feature plot (**E**) demonstrating the composition of macrophage subclusters in cells from asbestos and TiO_2-exposed animals. **F**. Feature plots demonstrating expression of cluster-specific genes: *Cd68* as a pan-macrophage marker, *Car4* as a marker of mature tissue-resident alveolar macrophages (AM1, AM2) and *Mmp12* as a marker of monocyte-derived alveolar macrophages (AM3). Tissue-resident interstitial macrophages are characterized by expression of *Cx3cr1* and can be further subdivided into perivascular (*Lyve1*) and peribronchial (*Ccr2*) interstitial macrophages. **G**. Dot plot demonstrating the expression of transcription factors differentially expressed in monocyte-derived alveolar macrophages (AM3). **H**. Heatmap of 93 genes overlapping between alveolar macrophages and pulmonary fibrosis-associated genes from the Comparative Toxicogenomic Database (947 genes as of February 2019). Selected genes characterizing clusters are shown, see Figure S4E for the full list of genes.

Figure 5. Autocrine M-CSF signaling is required for maintenance of monocyte-derived alveolar macrophages within fibrotic niches. A. Dot plot showing expression of *Csf2rb*, *Csf1r* and *Csf1* in subclusters of alveolar macrophages after TiO_2 and asbestos exposure. **B-C**. Feature plots showing expression of *Csf1* in AM3 sub-cluster after asbestos (B) and bleomycin (C) exposure. **D**. Box whisker plot shows expression of *Csf1* in flow-sorted alveolar macrophages during the course of bleomycin-induced pulmonary fibrosis (Data from Misharin et al., 2017). One-way ANOVA with Bonferroni correction for multiple comparisons; *, $P < 0.05$; **, $P < 0.01$. **E**. *In situ* RNA hybridization confirms expression of *Csf1* in alveolar macrophages during asbestos-induced pulmonary fibrosis. Analysis performed on day 28 post-TiO_2 or asbestos exposure. Macrophages were identified as *Mrc1*$^+$, fibroblasts as *Pdgfra*$^+$ cells. Arrows indicate *Mrc1*$^+$*Csf1*$^+$ alveolar macrophages. Scale bar is 50 μm. **F**. Number of *Mrc1*$^+$*Csf1*$^+$ alveolar macrophages is increased after asbestos exposure. Data are from 1 mouse per condition,

mean±SD, Mann-Whitney test. **G.** Schematic of experimental design. CX_3CR1^{ERCre} × ZsGreen mice received a pulse of tamoxifen via oral gavage one day prior to administration of crocidolite asbestos (100 μg, intratracheally). Starting at day 14 mice were treated with anti-CSF1 antibody (0.5 mg, intraperitoneally, every 5 days) or PLX3397 (40 mg/kg, orally, every day) and harvested at day 28. Number of monocytes and macrophages was measured by flow cytometry and fibrosis score was analyzed by histology at day 28. **H.** Representative flow cytometry plots gated on $CD64^+$Siglec F^+ alveolar macrophages. **I**. Number of tissue-resident alveolar macrophages, monocyte-derived alveolar macrophages, interstitial macrophages and classical monocytes from asbestos-exposed animals. **J.** Fibrosis score 28 days after asbestos exposure. **K.** Representative histological findings (Mason's trichrome, scale bar 100 μm). Data presented as mean±SEM, 5 mice per group, one-way ANOVA with Tukey-Kramer test for multiple comparisons; *, $P < 0.05$; **, $P < 0.01$; ***, $P < 0.001$; ****, $P < 0.0001$.

Figure 6. Monocyte-derived alveolar macrophages express *Pdgfa* which is required for fibroblast proliferation. A-B. UMAP and tSNE plots showing expression of *Pdgfa* in alveolar macrophages after asbestos (**A**) and bleomycin (**B**) exposure. **C**. Barplot showing expression of *Pdgfa* in flow-sorted alveolar macrophages during the course of bleomycin-induced pulmonary fibrosis. Data from Misharin et al., 2017. One-way ANOVA with Bonferroni correction for multiple comparisons; ***, $P < 0.001$, ****, $P < 0.0001$. **D**. *In situ* RNA hybridization confirms expression of *Pdgfa* in alveolar macrophages during pulmonary fibrosis. Analysis performed on day 28 post-TiO_2 or asbestos exposure. Macrophages were identified as $Mrc1^+$, fibroblasts as $Pdgfra^+$ cells. Arrow-heads indicate $Mrc1^+Pdfga^+$ macrophages, double arrows indicate $Pdgfra^+$ fibroblasts adjacent to $Mrc1^+Pdfga^+$ macrophages. Scale bar is 50 μm. **E**. Number of $Mrc1^+Pdgfa^+$ alveolar macrophages is increased after asbestos exposure *, $P < 0.05$. Data are from 3 mice per condition, mean±SD, Mann-Whitney test.

Figure 7. Expression of RELMα is restricted to epithelial cells located in the areas of fibrosis. A. UMAP plot demonstrating subclusters of alveolar type II cells. **B-C.** UMAP plot and barplot demonstrating composition of the alveolar type II cells subclusters. **D.** Feature plot demonstrating increased expression of *Retnla* in alveolar type II cells 14 days after asbestos

exposure. **E.** *Cx3cr1*$^{ER\text{-}Cre}$ × *ZsGreen* mice were administered with asbestos intratracheally and treated with tamoxifen at days 14 and 15 after exposure, lungs were harvested for analysis at day 21. Representative fluorescent images showing expression of RELMα (red), SPC (blue), and CX_3CR1-GFP (green) in lungs from TiO_2- or asbestos-treated animals at day 21 post-exposure. RELMα is detected in the airway epithelial cells and alveolar type II cells in the fibrotic regions in asbestos model, but not in alveolar type II cells after TiO_2 exposure. Scale bar 100 μm. **F**. RELMα-positive epithelial cells (red) and monocyte-derived alveolar macrophages (green) are co-localized with asbestos fibers. Experimental design same as in E.

References

1. Raghu G, Remy-Jardin M, Myers JL, Richeldi L, Ryerson CJ, Lederer DJ, Behr J, Cottin V, Danoff SK, Morell F, Flaherty KR, Wells A, Martinez FJ, Azuma A, Bice TJ, Bouros D, Brown KK, Collard HR, Duggal A, Galvin L, Inoue Y, Jenkins RG, Johkoh T, Kazerooni EA, Kitaichi M, Knight SL, Mansour G, Nicholson AG, Pipavath SNJ, Buendia-Roldan I, Selman M, Travis WD, Walsh S, Wilson KC, American Thoracic Society ERSJRS, Latin American Thoracic S. Diagnosis of Idiopathic Pulmonary Fibrosis. An Official ATS/ERS/JRS/ALAT Clinical Practice Guideline. *American journal of respiratory and critical care medicine* 2018: 198(5): e44-e68.
2. Reyfman PA, Walter JM, Joshi N, Anekalla KR, McQuattie-Pimentel AC, Chiu S, Fernandez R, Akbarpour M, Chen CI, Ren Z, Verma R, Abdala-Valencia H, Nam K, Chi M, Han S, Gonzalez-Gonzalez FJ, Soberanes S, Watanabe S, Williams KJN, Flozak AS, Nicholson TT, Morgan VK, Winter DR, Hinchcliff M, Hrusch CL, Guzy RD, Bonham CA, Sperling AI, Bag R, Hamanaka RB, Mutlu GM, Yeldandi AV, Marshall SA, Shilatifard A, Amaral LAN, Perlman H, Sznajder JI, Argento AC, Gillespie CT, Dematte J, Jain M, Singer BD, Ridge KM, Lam AP, Bharat A, Bhorade SM, Gottardi CJ, Budinger GRS, Misharin AV. Single-Cell Transcriptomic Analysis of Human Lung Provides Insights into the Pathobiology of Pulmonary Fibrosis. *American journal of respiratory and critical care medicine* 2019: 199(12): 1517-1536.
3. Cugell DW, Kamp DW. Asbestos and the pleura: a review. *Chest* 2004: 125(3): 1103-1117.
4. Adamson IY, Bowden DH. Response of mouse lung to crocidolite asbestos. 2. Pulmonary fibrosis after long fibres. *J Pathol* 1987: 152(2): 109-117.
5. Adamson IY, Bowden DH. Response of mouse lung to crocidolite asbestos. 1. Minimal fibrotic reaction to short fibres. *J Pathol* 1987: 152(2): 99-107.
6. Roggli VL, George MH, Brody AR. Clearance and dimensional changes of crocidolite asbestos fibers isolated from lungs of rats following short-term exposure. *Environ Res* 1987: 42(1): 94-105.
7. Janssen WJ, Barthel L, Muldrow A, Oberley-Deegan RE, Kearns MT, Jakubzick C, Henson PM. Fas determines differential fates of resident and recruited macrophages during resolution of acute lung injury. *American journal of respiratory and critical care medicine* 2011: 184(5): 547-560.

8. Guilliams M, De Kleer I, Henri S, Post S, Vanhoutte L, De Prijck S, Deswarte K, Malissen B, Hammad H, Lambrecht BN. Alveolar macrophages develop from fetal monocytes that differentiate into long-lived cells in the first week of life via GM-CSF. *The Journal of experimental medicine* 2013: 210(10): 1977-1992.

9. Misharin AV, Morales-Nebreda L, Reyfman PA, Cuda CM, Walter JM, McQuattie-Pimentel AC, Chen CI, Anekalla KR, Joshi N, Williams KJN, Abdala-Valencia H, Yacoub TJ, Chi M, Chiu S, Gonzalez-Gonzalez FJ, Gates K, Lam AP, Nicholson TT, Homan PJ, Soberanes S, Dominguez S, Morgan VK, Saber R, Shaffer A, Hinchcliff M, Marshall SA, Bharat A, Berdnikovs S, Bhorade SM, Bartom ET, Morimoto RI, Balch WE, Sznajder JI, Chandel NS, Mutlu GM, Jain M, Gottardi CJ, Singer BD, Ridge KM, Bagheri N, Shilatifard A, Budinger GRS, Perlman H. Monocyte-derived alveolar macrophages drive lung fibrosis and persist in the lung over the life span. *The Journal of experimental medicine* 2017: 214(8): 2387-2404.

10. McQuattie-Pimentel AC, Ren Z, Joshi N, Watanabe S, Stoeger T, Chi M, Lu Z, Sichizya L, Piseaux R, Chen C-I, Soberanes S, Reyfman PA, Walter JM, Anekalla KR, Davis JM, Helmin KA, Runyan CE, Abdala-Valencia H, Nam K, Meliton AY, Winter DR, Morimoto RI, Mutlu GM, Bharat A, Perlman H, Gottardi CJ, Ridge KM, Chandel NS, Sznajder JI, Balch WE, Singer BD, Misharin AV, Budinger GS. The Aging Microenvironment Shapes Alveolar Macrophage Identity in Aging. *bioRxiv* 2019: 717033.

11. Gibbings SL, Thomas SM, Atif SM, McCubbrey AL, Desch AN, Danhorn T, Leach SM, Bratton DL, Henson PM, Janssen WJ, Jakubzick CV. Three Unique Interstitial Macrophages in the Murine Lung at Steady State. *Am J Respir Cell Mol Biol* 2017: 57(1): 66-76.

12. Loyher PL, Hamon P, Laviron M, Meghraoui-Kheddar A, Goncalves E, Deng Z, Torstensson S, Bercovici N, Baudesson de Chanville C, Combadiere B, Geissmann F, Savina A, Combadiere C, Boissonnas A. Macrophages of distinct origins contribute to tumor development in the lung. *The Journal of experimental medicine* 2018: 215(10): 2536-2553.

13. Lim HY, Lim SY, Tan CK, Thiam CH, Goh CC, Carbajo D, Chew SHS, See P, Chakarov S, Wang XN, Lim LH, Johnson LA, Lum J, Fong CY, Bongso A, Biswas A, Goh C, Evrard M, Yeo KP, Basu R, Wang JK, Tan Y, Jain R, Tikoo S, Choong C, Weninger W, Poidinger M, Stanley RE, Collin M, Tan NS, Ng LG, Jackson DG, Ginhoux F, Angeli V. Hyaluronan Receptor LYVE-1-Expressing Macrophages Maintain Arterial Tone through Hyaluronan-Mediated Regulation of Smooth Muscle Cell Collagen. *Immunity* 2018.

14. Chakarov S, Lim HY, Tan L, Lim SY, See P, Lum J, Zhang XM, Foo S, Nakamizo S, Duan K, Kong WT, Gentek R, Balachander A, Carbajo D, Bleriot C, Malleret B, Tam JKC, Baig S, Shabeer M, Toh SES, Schlitzer A, Larbi A, Marichal T, Malissen B, Chen J, Poidinger M, Kabashima K, Bajenoff M, Ng LG, Angeli V, Ginhoux F. Two distinct interstitial macrophage populations coexist across tissues in specific subtissular niches. *Science* 2019: 363(6432).
15. Lavin Y, Winter D, Blecher-Gonen R, David E, Keren-Shaul H, Merad M, Jung S, Amit I. Tissue-resident macrophage enhancer landscapes are shaped by the local microenvironment. *Cell* 2014: 159(6): 1312-1326.
16. Gibbings SL, Goyal R, Desch AN, Leach SM, Prabagar M, Atif SM, Bratton DL, Janssen W, Jakubzick CV. Transcriptome analysis highlights the conserved difference between embryonic and postnatal-derived alveolar macrophages. *Blood* 2015: 126(11): 1357-1366.
17. Dostert C, Petrilli V, Van Bruggen R, Steele C, Mossman BT, Tschopp J. Innate immune activation through Nalp3 inflammasome sensing of asbestos and silica. *Science* 2008: 320(5876): 674-677.
18. dos Santos G, Rogel MR, Baker MA, Troken JR, Urich D, Morales-Nebreda L, Sennello JA, Kutuzov MA, Sitikov A, Davis JM, Lam AP, Cheresh P, Kamp D, Shumaker DK, Budinger GR, Ridge KM. Vimentin regulates activation of the NLRP3 inflammasome. *Nature communications* 2015: 6: 6574.
19. Yona S, Kim KW, Wolf Y, Mildner A, Varol D, Breker M, Strauss-Ayali D, Viukov S, Guilliams M, Misharin A, Hume DA, Perlman H, Malissen B, Zelzer E, Jung S. Fate mapping reveals origins and dynamics of monocytes and tissue macrophages under homeostasis. *Immunity* 2013: 38(1): 79-91.
20. Madisen L, Zwingman TA, Sunkin SM, Oh SW, Zariwala HA, Gu H, Ng LL, Palmiter RD, Hawrylycz MJ, Jones AR, Lein ES, Zeng H. A robust and high-throughput Cre reporting and characterization system for the whole mouse brain. *Nat Neurosci* 2010: 13(1): 133-140.
21. Cheresh P, Morales-Nebreda L, Kim SJ, Yeldandi A, Williams DB, Cheng Y, Mutlu GM, Budinger GR, Ridge K, Schumacker PT, Bohr VA, Kamp DW. Asbestos-induced pulmonary fibrosis is augmented in 8-oxoguanine DNA glycosylase knockout mice. *American journal of respiratory cell and molecular biology* 2015: 52(1): 25-36.
22. Ruffell B, Chang-Strachan D, Chan V, Rosenbusch A, Ho CM, Pryer N, Daniel D, Hwang ES, Rugo HS, Coussens LM. Macrophage IL-10 blocks CD8+ T cell-dependent

responses to chemotherapy by suppressing IL-12 expression in intratumoral dendritic cells. *Cancer Cell* 2014: 26(5): 623-637.

23. Stafford JH, Hirai T, Deng L, Chernikova SB, Urata K, West BL, Brown JM. Colony stimulating factor 1 receptor inhibition delays recurrence of glioblastoma after radiation by altering myeloid cell recruitment and polarization. *Neuro Oncol* 2016: 18(6): 797-806.

24. Butler A, Hoffman P, Smibert P, Papalexi E, Satija R. Integrating single-cell transcriptomic data across different conditions, technologies, and species. *Nature biotechnology* 2018.

25. Xie T, Wang Y, Deng N, Huang G, Taghavifar F, Geng Y, Liu N, Kulur V, Yao C, Chen P, Liu Z, Stripp B, Tang J, Liang J, Noble PW, Jiang D. Single-Cell Deconvolution of Fibroblast Heterogeneity in Mouse Pulmonary Fibrosis. *Cell reports* 2018: 22(13): 3625-3640.

26. Stuart T, Butler A, Hoffman P, Hafemeister C, Papalexi E, Mauck WM, 3rd, Hao Y, Stoeckius M, Smibert P, Satija R. Comprehensive Integration of Single-Cell Data. *Cell* 2019: 177(7): 1888-1902 e1821.

27. Hafemeister C, Satija R. Normalization and variance stabilization of single-cell RNA-seq data using regularized negative binomial regression. *bioRxiv* 2019: 576827.

28. Ramilowski JA, Goldberg T, Harshbarger J, Kloppmann E, Lizio M, Satagopam VP, Itoh M, Kawaji H, Carninci P, Rost B, Forrest AR. A draft network of ligand-receptor-mediated multicellular signalling in human. *Nature communications* 2015: 6: 7866.

29. La Manno G, Soldatov R, Zeisel A, Braun E, Hochgerner H, Petukhov V, Lidschreiber K, Kastriti ME, Lonnerberg P, Furlan A, Fan J, Borm LE, Liu Z, van Bruggen D, Guo J, He X, Barker R, Sundstrom E, Castelo-Branco G, Cramer P, Adameyko I, Linnarsson S, Kharchenko PV. RNA velocity of single cells. *Nature* 2018: 560(7719): 494-498.

30. Kamp DW, Israbian VA, Yeldandi AV, Panos RJ, Graceffa P, Weitzman SA. Phytic acid, an iron chelator, attenuates pulmonary inflammation and fibrosis in rats after intratracheal instillation of asbestos. *Toxicol Pathol* 1995: 23(6): 689-695.

31. Davis AP, Grondin CJ, Johnson RJ, Sciaky D, King BL, McMorran R, Wiegers J, Wiegers TC, Mattingly CJ. The Comparative Toxicogenomics Database: update 2017. *Nucleic acids research* 2017: 45(D1): D972-D978.

32. Gautier EL, Shay T, Miller J, Greter M, Jakubzick C, Ivanov S, Helft J, Chow A, Elpek KG, Gordonov S, Mazloom AR, Ma'ayan A, Chua WJ, Hansen TH, Turley SJ, Merad M,

Randolph GJ, Immunological Genome C. Gene-expression profiles and transcriptional regulatory pathways that underlie the identity and diversity of mouse tissue macrophages. *Nature immunology* 2012: 13(11): 1118-1128.

33. Whitsett JA, Alenghat T. Respiratory epithelial cells orchestrate pulmonary innate immunity. *Nature immunology* 2015: 16(1): 27-35.

34. Sauter KA, Pridans C, Sehgal A, Tsai YT, Bradford BM, Raza S, Moffat L, Gow DJ, Beard PM, Mabbott NA, Smith LB, Hume DA. Pleiotropic effects of extended blockade of CSF1R signaling in adult mice. *Journal of leukocyte biology* 2014: 96(2): 265-274.

35. Shibata Y, Zsengeller Z, Otake K, Palaniyar N, Trapnell BC. Alveolar macrophage deficiency in osteopetrotic mice deficient in macrophage colony-stimulating factor is spontaneously corrected with age and associated with matrix metalloproteinase expression and emphysema. *Blood* 2001: 98(9): 2845-2852.

36. Witmer-Pack MD, Hughes DA, Schuler G, Lawson L, McWilliam A, Inaba K, Steinman RM, Gordon S. Identification of macrophages and dendritic cells in the osteopetrotic (op/op) mouse. *J Cell Sci* 1993: 104 (Pt 4): 1021-1029.

37. Strunz M, Simon LM, Ansari M, Mattner LF, Angelidis I, Mayr CH, Kathiriya J, Yee M, Ogar P, Sengupta A, Kukhtevich I, Schneider R, Zhao Z, Neumann JHL, Behr J, Voss C, Stöger T, Lehmann M, Königshoff M, Burgstaller G, O'Reilly M, Chapman HA, Theis FJ, Schiller HB. Longitudinal single cell transcriptomics reveals Krt8+ alveolar epithelial progenitors in lung regeneration. *bioRxiv* 2019: 705244.

38. Liu T, Yu H, Ullenbruch M, Jin H, Ito T, Wu Z, Liu J, Phan SH. The in vivo fibrotic role of FIZZ1 in pulmonary fibrosis. *PloS one* 2014: 9(2): e88362.

39. Lotfollahi M, Wolf FA, Theis FJ. scGen predicts single-cell perturbation responses. *Nat Methods* 2019: 16(8): 715-721.

40. Guilliams M, Scott CL. Does niche competition determine the origin of tissue-resident macrophages? *Nature reviews Immunology* 2017: 17(7): 451-460.

41. Zhou X, Franklin RA, Adler M, Jacox JB, Bailis W, Shyer JA, Flavell RA, Mayo A, Alon U, Medzhitov R. Circuit Design Features of a Stable Two-Cell System. *Cell* 2018: 172(4): 744-757 e717.

42. Morse C, Tabib T, Sembrat J, Buschur KL, Bittar HT, Valenzi E, Jiang Y, Kass DJ, Gibson K, Chen W, Mora A, Benos PV, Rojas M, Lafyatis R. Proliferating SPP1/MERTK-

expressing macrophages in idiopathic pulmonary fibrosis. *The European respiratory journal* 2019: 54(2).

43. Adler M, Mayo A, Zhou X, Franklin R, Meizlish M, Medzhitov R, Kallenberger S, Alon U. Principles of Cell Circuits for Tissue Repair and Fibrosis. *bioRxiv* 2019: 710012.

44. Herrera J, Forster C, Pengo T, Montero A, Swift J, Schwartz MA, Henke CA, Bitterman PB. Registration of the extracellular matrix components constituting the fibroblastic focus in idiopathic pulmonary fibrosis. *JCI Insight* 2019: 4(1).

45. Martinet Y, Rom WN, Grotendorst GR, Martin GR, Crystal RG. Exaggerated spontaneous release of platelet-derived growth factor by alveolar macrophages from patients with idiopathic pulmonary fibrosis. *The New England journal of medicine* 1987: 317(4): 202-209.

46. Nagaoka I, Trapnell BC, Crystal RG. Upregulation of platelet-derived growth factor-A and -B gene expression in alveolar macrophages of individuals with idiopathic pulmonary fibrosis. *The Journal of clinical investigation* 1990: 85(6): 2023-2027.

47. Meziani L, Mondini M, Petit B, Boissonnas A, Thomas de Montpreville V, Mercier O, Vozenin MC, Deutsch E. CSF1R inhibition prevents radiation pulmonary fibrosis by depletion of interstitial macrophages. *The European respiratory journal* 2018: 51(3).

48. McCubbrey AL, Barthel L, Mohning MP, Redente EF, Mould KJ, Thomas SM, Leach SM, Danhorn T, Gibbings SL, Jakubzick CV, Henson PM, Janssen WJ. Deletion of c-FLIP from CD11b(hi) Macrophages Prevents Development of Bleomycin-induced Lung Fibrosis. *American journal of respiratory cell and molecular biology* 2018: 58(1): 66-78.

49. Aran D, Looney AP, Liu L, Wu E, Fong V, Hsu A, Chak S, Naikawadi RP, Wolters PJ, Abate AR, Butte AJ, Bhattacharya M. Reference-based analysis of lung single-cell sequencing reveals a transitional profibrotic macrophage. *Nature immunology* 2019.

50. Yu X, Buttgereit A, Lelios I, Utz SG, Cansever D, Becher B, Greter M. The Cytokine TGF-beta Promotes the Development and Homeostasis of Alveolar Macrophages. *Immunity* 2017: 47(5): 903-912 e904.

51. Sinclair C, Bommakanti G, Gardinassi L, Loebbermann J, Johnson MJ, Hakimpour P, Hagan T, Benitez L, Todor A, Machiah D, Oriss T, Ray A, Bosinger S, Ravindran R, Li S, Pulendran B. mTOR regulates metabolic adaptation of APCs in the lung and controls the outcome of allergic inflammation. *Science* 2017: 357(6355): 1014-1021.

52. Schneider C, Nobs SP, Kurrer M, Rehrauer H, Thiele C, Kopf M. Induction of the nuclear receptor PPAR-gamma by the cytokine GM-CSF is critical for the differentiation of fetal monocytes into alveolar macrophages. *Nature immunology* 2014: 15(11): 1026-1037.

53. Zepp JA, Zacharias WJ, Frank DB, Cavanaugh CA, Zhou S, Morley MP, Morrisey EE. Distinct Mesenchymal Lineages and Niches Promote Epithelial Self-Renewal and Myofibrogenesis in the Lung. *Cell* 2017: 170(6): 1134-1148 e1110.

54. Wu H, Kirita Y, Donnelly EL, Humphreys BD. Advantages of Single-Nucleus over Single-Cell RNA Sequencing of Adult Kidney: Rare Cell Types and Novel Cell States Revealed in Fibrosis. *J Am Soc Nephrol* 2019: 30(1): 23-32.

Acknowledgments:

This work was supported by the Office of the Assistant Secretary of Defense for Health Affairs, through the Peer Reviewed Medical Research Program under Award W81XWH-15-1-0215 to Drs. Budinger and Misharin. Opinions, interpretations, conclusions and recommendations are those of the author and are not necessarily endorsed by the Department of Defense. Next generation sequencing on the Illumina HiSeq 4000 was performed by the NUSeq Core Facility, which is supported by the Northwestern University Center for Genetic Medicine, Feinberg School of Medicine, and Shared and Core Facilities of the University's Office for Research. Northwestern University Flow Cytometry Facility, Center For Advanced Microscopy, and Pathology Core Facility are supported by NCI Cancer Center Support Grant P30 CA060553 awarded to the Robert H. Lurie Comprehensive Cancer Center. Multiphoton microscopy was performed on a Nikon A1R multiphoton microscope, acquired through the support of NIH 1S10OD010398-01. This research was supported in part through the computational resources and staff contributions provided by the Genomics Computing Cluster (Genomic Nodes on Quest) which is jointly supported by the Feinberg School of Medicine, the Center for Genetic Medicine, and Feinberg's Department of Biochemistry and Molecular Genetics, the Office of the Provost, the Office for Research, and Northwestern Information Technology.

Funding:

Satoshi Watanabe is supported by MSD Life Science Foundation, Public Interest Incorporated Foundation, Japan, and David W. Cugell and Christina Enroth-Cugell Fellowship Program at Northwestern University. Paul A. Reyfman is supported by Northwestern University's Lung Sciences Training Program 5T32HL076139-13 and 1F32HL136111-01A1. Harris Perlman is supported by NIH grants AR064546, HL134375, AG049665, and UH2AR067687 and the United States-Israel Binational Science Foundation (2013247), the Rheumatology Research Foundation (Agmt 05/06/14), Mabel Greene Myers Professor of Medicine and generous donations to the Rheumatology Precision Medicine Fund. Cara J. Gottardi is supported by NIH grant HL143800. Manu Jain is supported by The Veterans Administration Grant BX000201. David W. Kamp is supported by Veterans Affairs Merit Award 2IO1BX000786-05A2. GR Scott Budinger is supported by NIH grants ES013995, HL071643, AG049665, The Veterans Administration Grant

BX000201 and Department of Defense grant PR141319. Alexander V Misharin is supported by NIH grants HL135124, AG049665, AI135964 and Department of Defense grant PR141319.

The authors declare no competing financial interests.

Author contributions:

Nikita Joshi: designed the study, performed experiments, analyzed results, performed bioinformatics analysis, wrote manuscript. Satoshi Watanabe: designed the study, performed experiments, analyzed results, wrote manuscript. Rohan Verma: performed bioinformatics analysis, wrote manuscript. Renea P. Jablonski, Ching-I Chen, Paul Cheresh: performed experiments, analyzed results. Paul A. Reyfman, Nikolay Markov: performed bioinformatics analysis. Alexandra C. McQuattie-Pimentel, Ziyan Lu, Lango Sichizya, Raul Piseaux, Annette S. Flozak: performed experiments, analyzed results. David Kirchenbuechler: performed analysis of the RNAscope experiments. Cara J. Gottardi: analyzed results, wrote manuscript. Carla M. Cuda, Harris Perlman: developed and provided genetically modified animals, provided reagents and resources. Manu Jain: provided reagents and resources, wrote manuscript. David Kamp: designed and supervised the study, provided reagents and resources, wrote manuscript. GR Scott Budinger and Alexander V. Misharin: designed and supervised the study, performed analysis, wrote manuscript, provided funding for the project. All authors discussed the results and commented on the manuscript.

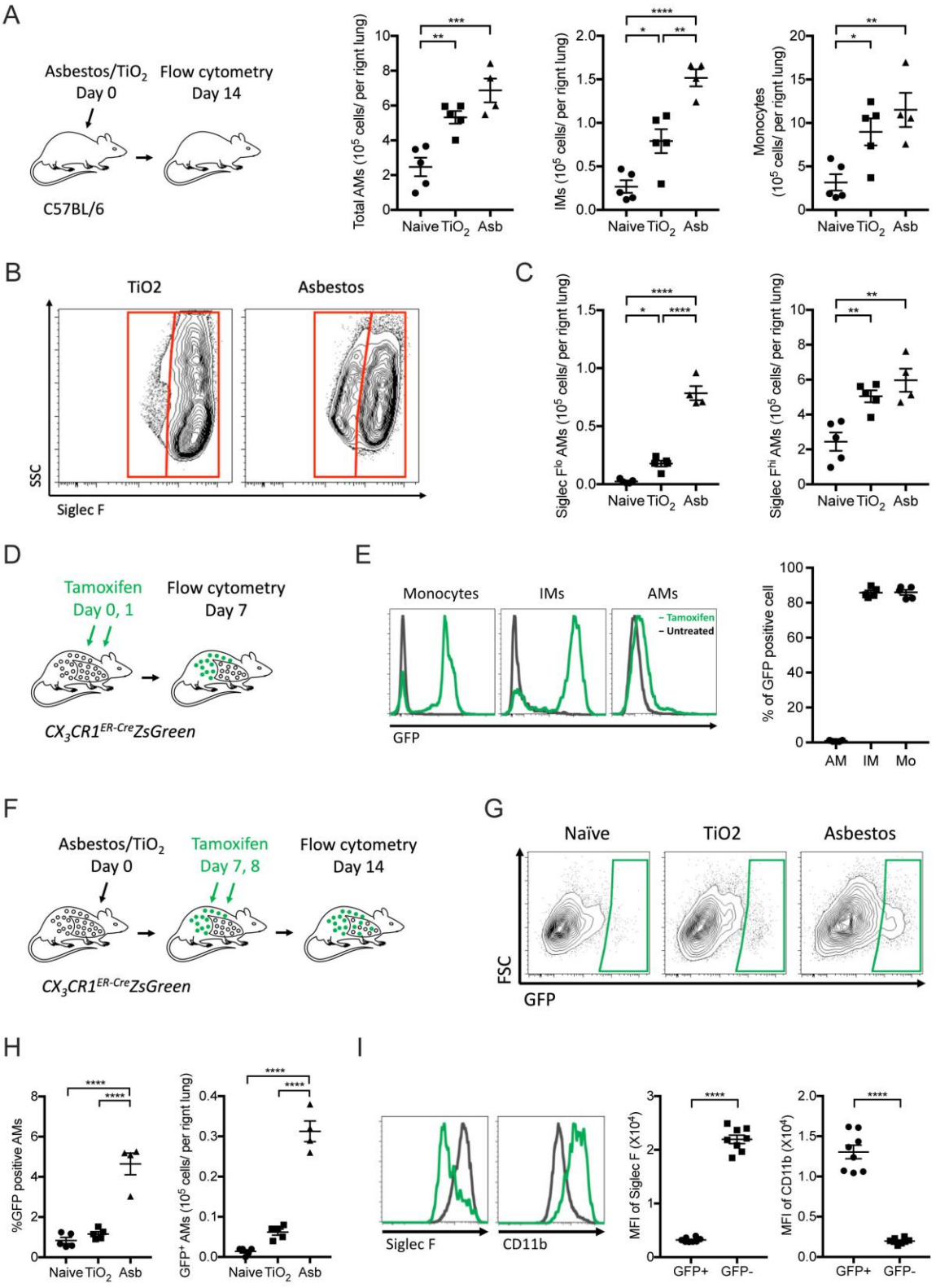
A
Asbestos/TiO2
Day 0
Flow cytometry
Day 14
C57BL/6
Total AMs (10^5 cells/ per rignt lung)
IMs (10^5 cells/ per rignt lung)
Monocytes (10^5 cells/ per rignt lung)
Naive TiO2 Asb
B
TiO2
Asbestos
SSC
Siglec F
C
Siglec F^lo AMs (10^5 cells/ per rignt lung)
Siglec F^hi AMs (10^5 cells/ per rignt lung)
D
Tamoxifen
Day 0, 1
Flow cytometry
Day 7
CX3CR1ER-CreZsGreen
E
Monocytes
IMs
AMs
Tamoxifen
Untreated
GFP
% of GFP positive cell
AM IM Mo
F
Asbestos/TiO2
Day 0
Tamoxifen
Day 7, 8
Flow cytometry
Day 14
CX3CR1ER-CreZsGreen
G
Naïve
TiO2
Asbestos
FSC
GFP
H
%GFP positive AMs
GFP+ AMs (10^5 cells/ per rignt lung)
I
Siglec F
CD11b
MFI of Siglec F (X10^4)
MFI of CD11b (X10^4)
GFP+ GFP-

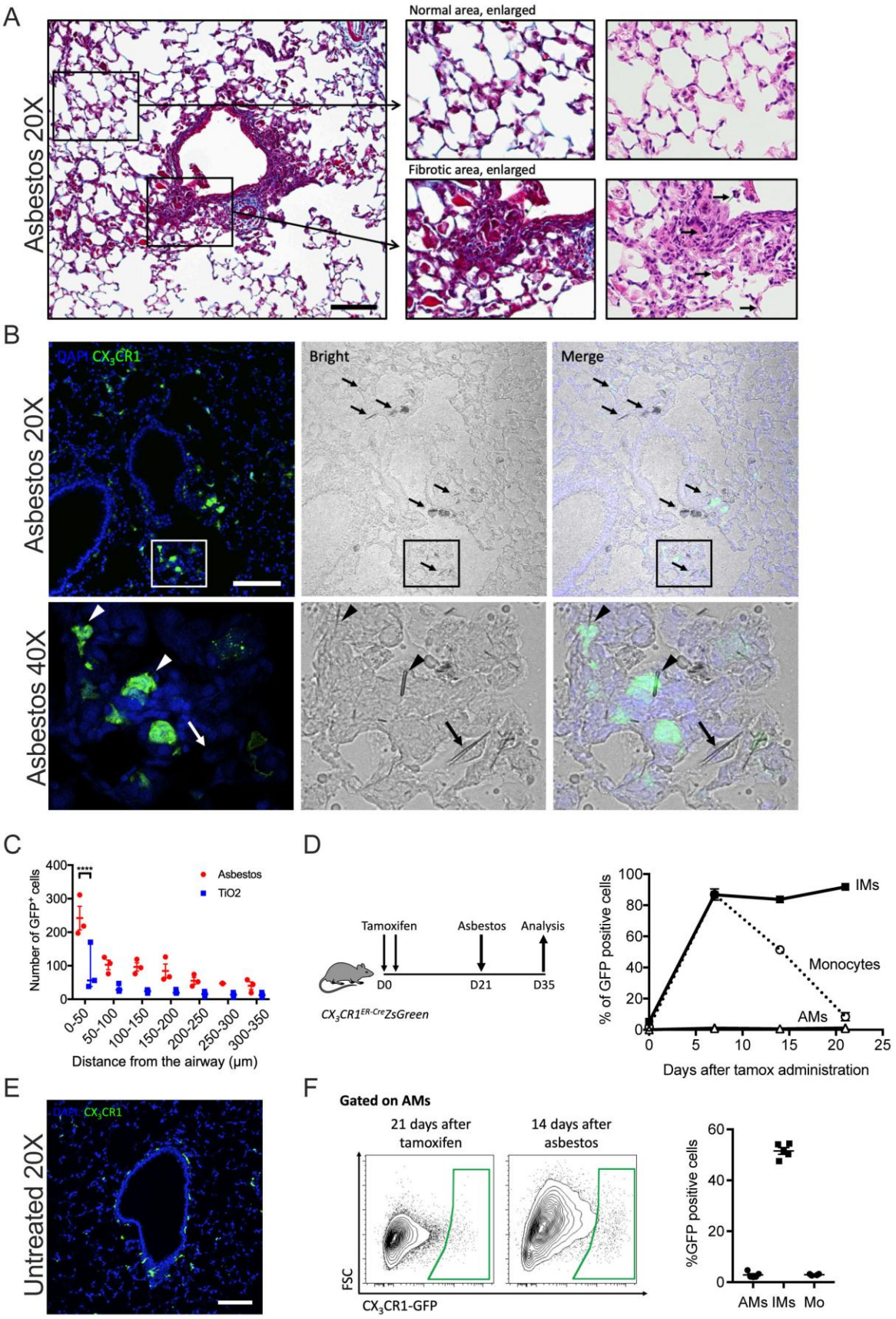
A
Asbestos 20X
Normal area, enlarged
Fibrotic area, enlarged
B
Asbestos 20X
DAPI CX3CR1
Bright
Merge
Asbestos 40X
C
Number of GFP+ cells
Asbestos
TiO2
****
0-50
50-100
100-150
150-200
200-250
250-300
300-350
Distance from the airway (µm)
D
Tamoxifen
Asbestos
Analysis
D0
D21
D35
CX3CR1ER-CreZsGreen
% of GFP positive cells
IMs
Monocytes
AMs
Days after tamox administration
E
Untreated 20X
DAPI CX3CR1
F
Gated on AMs
21 days after tamoxifen
14 days after asbestos
FSC
CX3CR1-GFP
%GFP positive cells
AMs
IMs
Mo

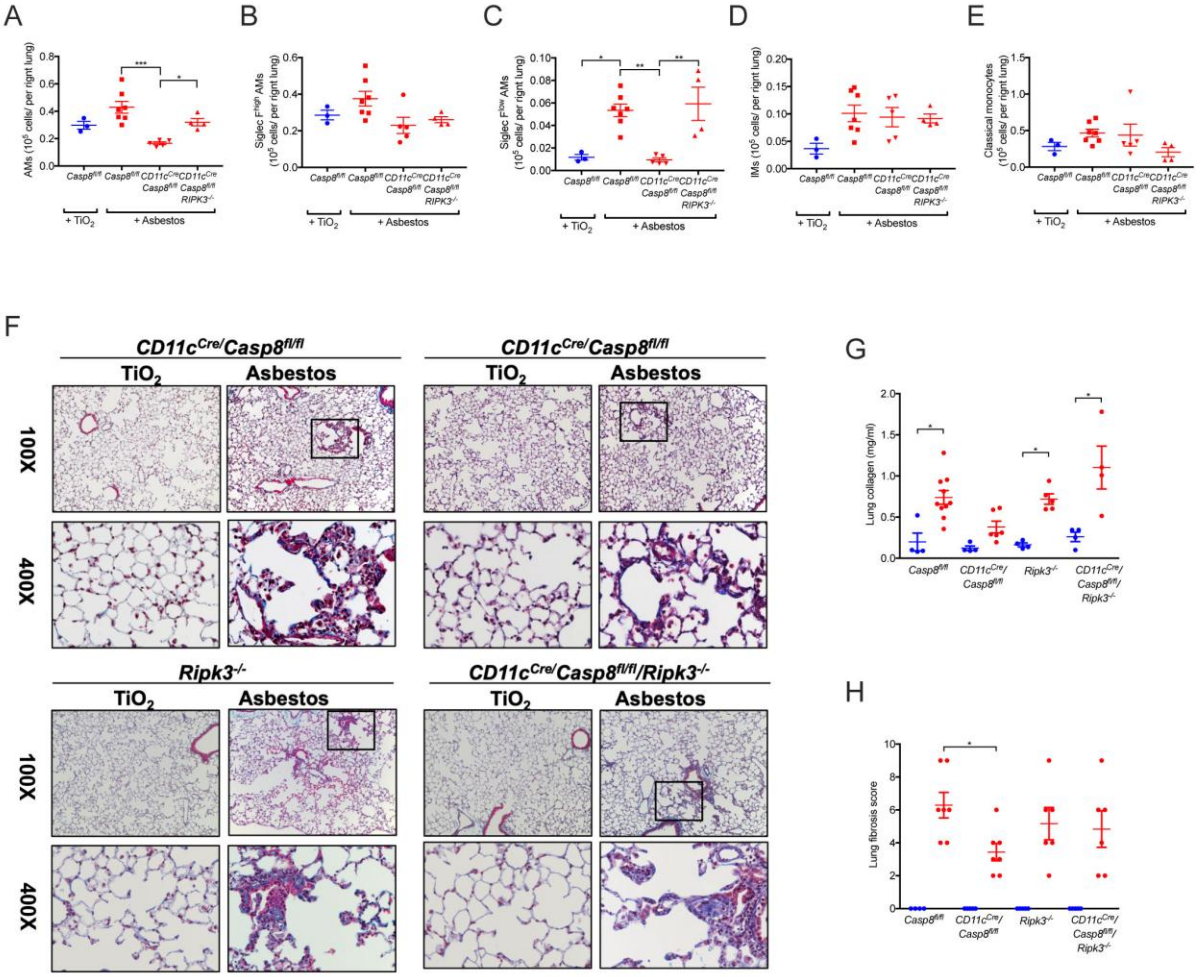
A
B
C
D
E
F
G
H
AMs (10^5 cells/ per right lung)
Siglec F^high AMs (10^5 cells/ per right lung)
Siglec F^low AMs (10^5 cells/ per right lung)
IMs (10^5 cells/ per right lung)
Classical monocytes (10^5 cells/ per right lung)
Casp8^fl/fl
Casp8^fl/fl CD11c^Cre
CD11c^Cre Casp8^fl/fl RIPK3^-/-
+ TiO2
+ Asbestos
CD11c^Cre/Casp8^fl/fl
TiO2
Asbestos
100X
400X
Ripk3^-/-
CD11c^Cre/Casp8^fl/fl/Ripk3^-/-
Lung collagen (mg/ml)
CD11c^Cre/ Casp8^fl/fl
Ripk3^-/-
CD11c^Cre/ Casp8^fl/fl/ Ripk3^-/-
Lung fibrosis score

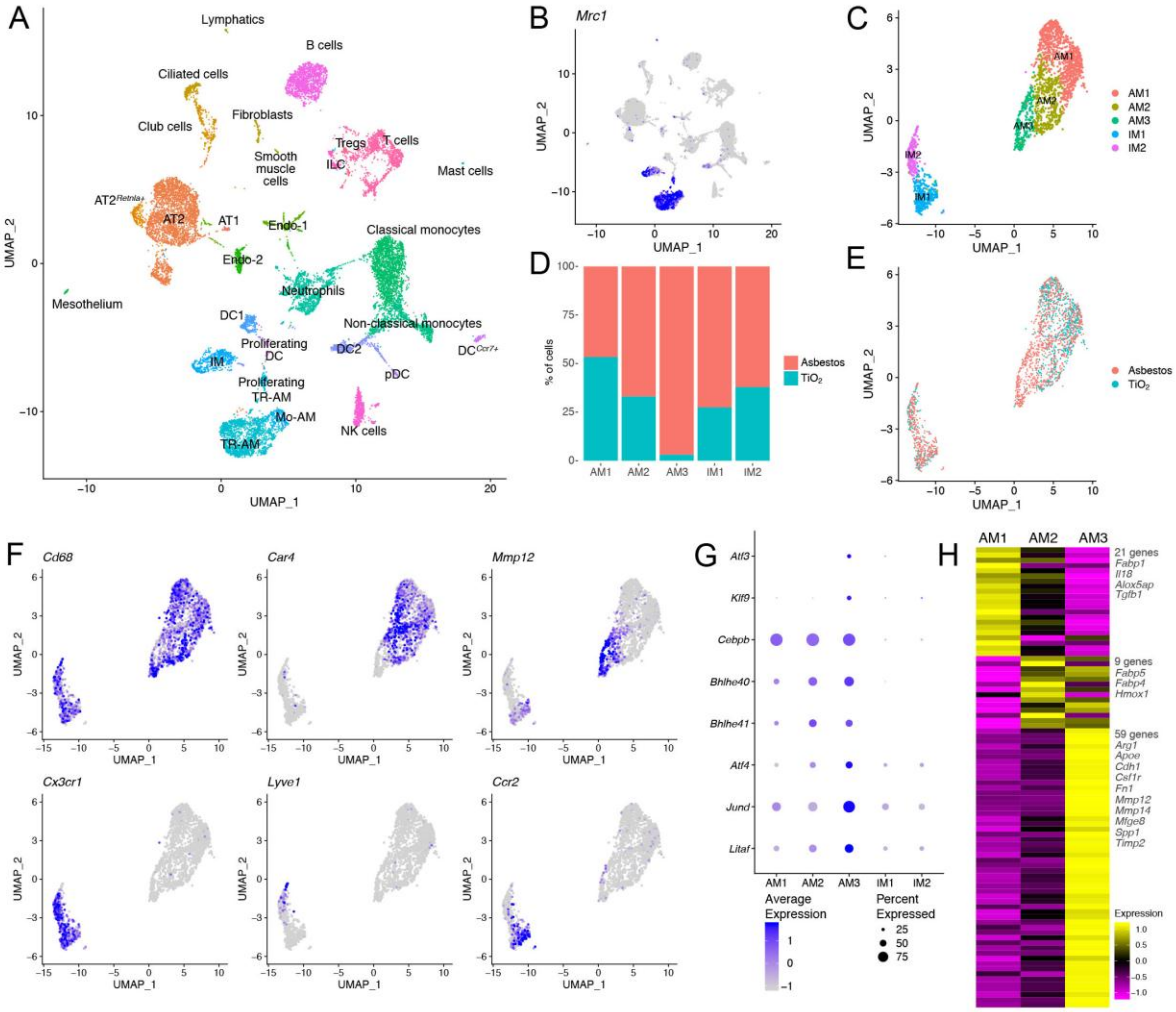
A
Lymphatics
B cells
Ciliated cells
Club cells
Fibroblasts
Tregs
T cells
Smooth muscle cells
ILC
Mast cells
AT2Retnla+
AT2
AT1
Endo-1
Classical monocytes
Endo-2
Neutrophils
Mesothelium
DC1
Non-classical monocytes
Proliferating DC
DC2
DCCcr7+
IM
pDC
Proliferating TR-AM
Mo-AM
NK cells
TR-AM
UMAP_1
UMAP_2
B
Mrc1
C
AM1
AM2
AM3
IM1
IM2
D
% of cells
Asbestos
TiO2
E
F
Cd68
Car4
Mmp12
Cx3cr1
Lyve1
Ccr2
G
Atf3
Klf9
Cebpb
Bhlhe40
Bhlhe41
Atf4
Jund
Litaf
Average Expression
Percent Expressed
H
21 genes
Fabp1
Il18
Alox5ap
Tgfb1
9 genes
Fabp5
Fabp4
Hmox1
59 genes
Arg1
Apoe
Cdh1
Csf1r
Fn1
Mmp12
Mmp14
Mfge8
Spp1
Timp2
Expression

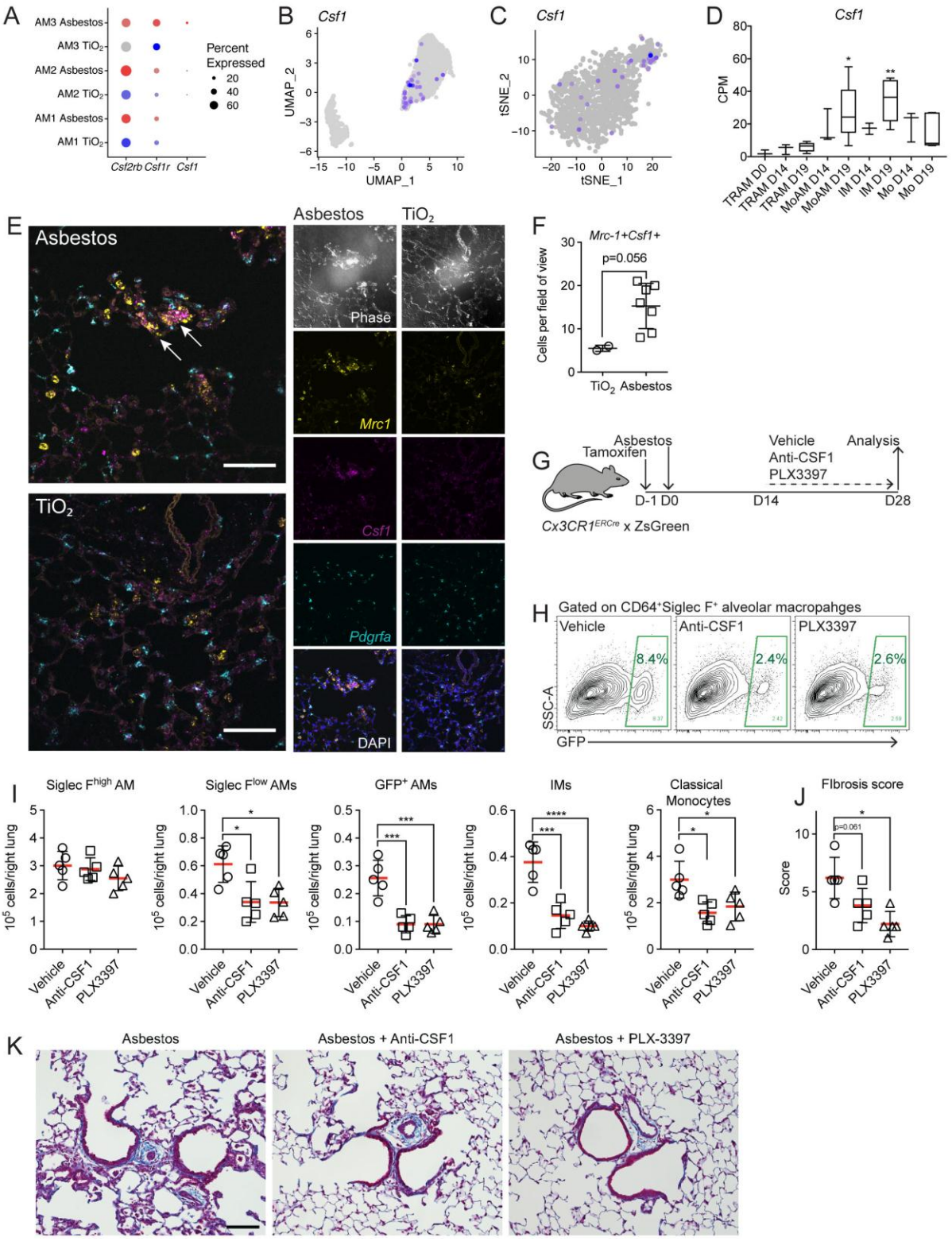
A
AM3 Asbestos
AM3 TiO2
AM2 Asbestos
AM2 TiO2
AM1 Asbestos
AM1 TiO2
Csf2rb Csf1r Csf1
Percent Expressed
20
40
60
B
Csf1
UMAP_2
UMAP_1
C
Csf1
tSNE_2
tSNE_1
D
Csf1
CPM
TRAM D0
TRAM D14
TRAM D19
MoAM D14
MoAM D19
IM D14
IM D19
Mo D14
Mo D19
E
Asbestos
TiO2
Phase
Mrc1
Csf1
Pdgrfa
DAPI
F
Mrc-1+Csf1+
p=0.056
Cells per field of view
TiO2 Asbestos
G
Asbestos
Tamoxifen
Vehicle
Anti-CSF1
PLX3397
Analysis
D-1 D0
D14
D28
Cx3CR1ERCre x ZsGreen
H
Gated on CD64+Siglec F+ alveolar macropahges
Vehicle
Anti-CSF1
PLX3397
8.4%
2.4%
2.6%
SSC-A
GFP
I
Siglec Fhigh AM
Siglec Flow AMs
GFP+ AMs
IMs
Classical Monocytes
10^5 cells/right lung
Vehicle
Anti-CSF1
PLX3397
J
FIbrosis score
Score
p=0.061
K
Asbestos
Asbestos + Anti-CSF1
Asbestos + PLX-3397

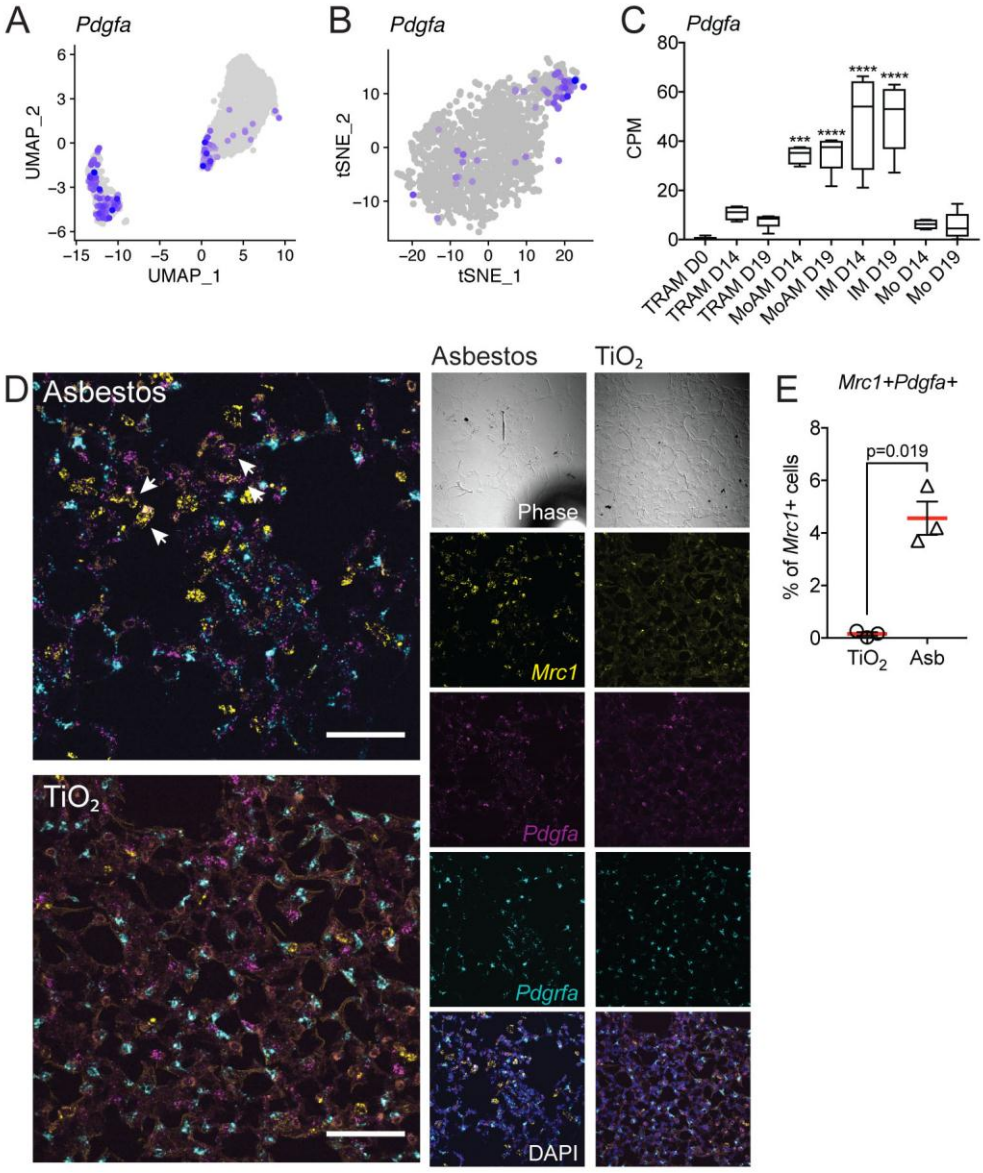
A
Pdgfa
UMAP_2
UMAP_1
B
Pdgfa
tSNE_2
tSNE_1
C
Pdgfa
CPM
TRAM D0
TRAM D14
TRAM D19
MoAM D14
MoAM D19
IM D14
IM D19
Mo D14
Mo D19
D
Asbestos
TiO2
Asbestos
TiO2
Phase
Mrc1
Pdgfa
Pdgrfa
DAPI
E
Mrc1+Pdgfa+
p=0.019
% of Mrc1+ cells
TiO2
Asb

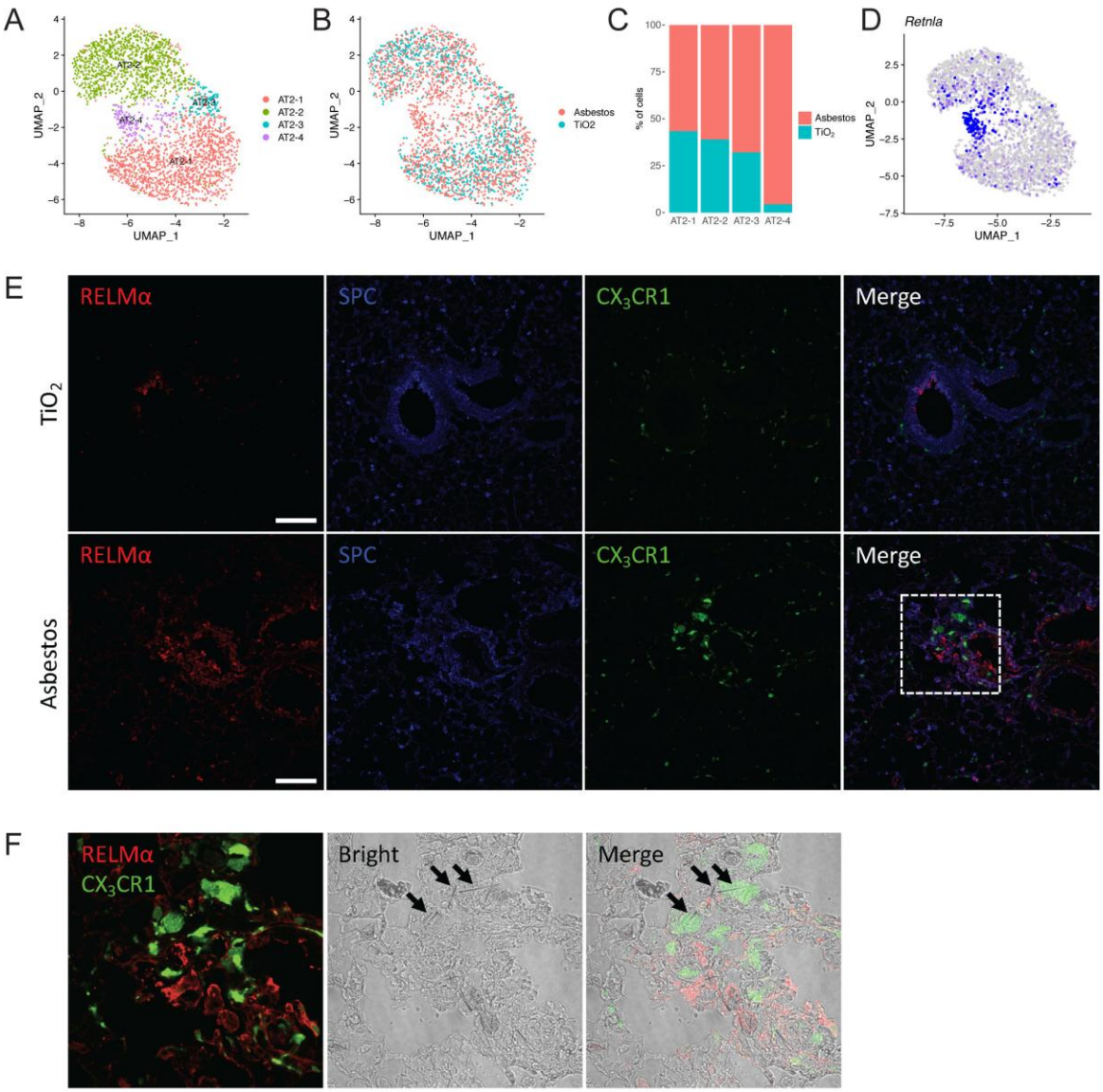
A
UMAP_2
UMAP_1
AT2-1
AT2-2
AT2-3
AT2-4
B
Asbestos
TiO2
C
% of cells
Asbestos
TiO2
AT2-1
AT2-2
AT2-3
AT2-4
D
Retnla
E
RELMα
SPC
CX3CR1
Merge
TiO2
Asbestos
F
RELMα
CX3CR1
Bright
Merge

Supplemental figures:

Figure S1 (refers to Figure 1)**: A.** Gating strategy for quantification of myeloid populations in the lung. **B.** Quantification of myeloid cell populations by flow cytometry 14 days after mice were administered crocidolite asbestos or TiO_2 (both at 100 μg, intratracheally). All data presented as mean±SEM, 4–5 mice per group, one-way ANOVA with Tukey-Kramer test for multiple comparisons; *, $P < 0.05$; **, $P < 0.01$; ****, $P < 0.0001$. Representative data from two independent experiments is shown.

Figure S2: Monocyte-derived alveolar macrophages express canonical alveolar macrophage markers after asbestos exposure (refers to Figure 2). Representative fluorescent images showing expression of CX_3CR1-GFP (green), MerTK (white), and Siglec F (red). Note, monocyte-derived alveolar macrophages are CX_3CR1-$GFP^+$$MerTK^+$Siglec F^+ (arrows), whereas peribronchial macrophages are CX_3CR1-$GFP^+$$MerTK^-$ Siglec F^- (arrowheads). Scale bar 100 μm.

Figure S3: Monocyte-derived and not tissue-resident alveolar macrophages are required for the development of asbestos-induced pulmonary fibrosis (Refers to Figure 3). **A.** Quantification of myeloid cell populations by flow cytometry 28 days after mice were administered crocidolite asbestos or TiO_2 (both at 100 μg, intratracheally). All data presented as mean±SEM, 3–7 mice per group, one-way ANOVA, with Bonferroni correction for multiple comparisons. * $p<0.05$. **B.** Depletion of tissue-resident alveolar macrophages does not alter the severity of asbestos-induced fibrosis. Blinded scoring of a single longitudinal section from each mouse and quantification of soluble collagen in lung homogenates. Circles refer to controls (PBS) and squares refer to treatment with clodronate-loaded liposomes. All data presented as mean±SEM, 2–5 mice per group, one-way ANOVA, with Tukey-Kramer test for multiple comparisons. *, $p<0.05$; **, $p< 0.01$.

Figure S4: Single-cell RNA-seq identifies heterogeneous response of resident lung cellular populations during asbestos-induced pulmonary fibrosis (refers to Figure 4). **A-B**. UMAP plot (**A**) and bar plot (**B**) demonstrating composition of cell clusters. One mouse per library/condition. **C.** Dot plot demonstrating expression of selected genes in macrophage subclusters. **D**. Heatmap of top 10 genes (by log fold change) characterizing macrophage subclusters. **E-F**. RNA Velocity field projected onto UMAP-plot from Figure 4C: alveolar and interstitial macrophage subsets from (E) TiO_2 and (F) asbestos-exposed lungs (derived from Figure 4C). Cluster AM3 has no outbound vectors, which suggests that it is a transcriptionally stable cell state, rather than an intermediate state between monocyte to tissue-resident macrophage differentiation. **G**. Heatmap of 93 genes overlapping between genes expressed in

alveolar macrophages and pulmonary fibrosis-associated genes from the Comparative Toxicogenomic Database (947 genes as of February 2019) (p = 4.561944e-06 for cluster AM3, hypergeometric probability test). **H**. tSNE plot demonstrating cell clusters (10,372 cells) identified by single-cell RNA-seq 21 days after PBS or bleomycin treatment, three mice per condition. Data from Xie et al., 2018. **I**. Macrophages were identified using canonical lineage-restricted markers, such as *Mrc1*, as shown on a tSNE plot. **J**. Focused analysis of alveolar macrophages identifies 3 subclusters: AM1, AM2, AM3. **K.** tSNE and **L.** bar plot demonstrating composition of alveolar macrophages clusters. **M**. Heatmap showing 80 genes overlapping between genes expressed in alveolar macrophages in Xie et al. dataset and pulmonary fibrosis-associated genes from the Comparative Toxicogenomic Database (947 genes as of February 2019) (p = 3.388409e-05 for cluster AM3, hypergeometric probability test). **N**. Venn diagram showing overlap between the genes in cluster AM3 from asbestos dataset, cluster AM3 in Xie et al. 2018 dataset and genes from the profibrotic macrophage cluster (cluster 1) from Reyfman et al., 2018. List of 20 genes overlapping between three datasets is shown. See also Supplemental table S5. **O-R**. Analysis of ligand-receptor interactions emerging between the cell types during the asbestos-induced pulmonary fibrosis. All possible ligand-receptor interactions in mice exposed to TiO_2 (O) and asbestos (P), and genes uniquely present only in asbestos-exposed mice (Q), only genes expressed in at least 10% cells were used for analysis. **R.** Analysis of the ligand-receptor pairs between the cells located in the close anatomical proximity in the distal lung parenchyma during asbestos-induced pulmonary fibrosis, only genes expressed in at least 5% of the cells were used. See Methods and online code for details.

Figure S5: M-CSF/M-CSFR signaling is required for maintenance of monocyte-derived alveolar macrophages in fibrotic niches (refers to Figure 5). **A-B.** Dot plot showing expression of *Csf1* and *Il34* across cell types during (**A**) asbestos- and (**B**) bleomycin-induced pulmonary fibrosis. Arrows point out expression of *Csf1* in monocyte-derived alveolar macrophages. **C.** *CSF1* is expressed in human alveolar macrophages in all 8 donor lungs and 8 lungs from patients with pulmonary fibrosis. **D-E**. Expression of *CSF1R* is increased in alveolar macrophages from patients with pulmonary fibrosis, specifically, in cluster 1, containing profibrotic alveolar macrophages. Data from Reyfman et al. 2019. **F**. *In situ* RNA hybridization confirms expression of *Csf1* in alveolar macrophages during pulmonary fibrosis. Analysis performed on day 28 post-TiO_2 or asbestos exposure. Top row: negative controls (no primary probe), demonstrating level of autofluorescence in the tissue. Scale bar is 50 μm.

Figure S6: Monocyte-derived alveolar macrophages express *Pdgfa* which is required for fibroblast proliferation (refers to Figure 6). *In situ* RNA hybridization confirms expression of *Pdgfa* in alveolar

macrophages during pulmonary fibrosis, 20× magnification. Analysis performed on day 28 post-TiO_2 or asbestos exposure. Scale bar is 50 μm.

Figure S7: Heatmap of the top 10 differentially expressing genes for sub-clusters within alveolar type II cells (refers to Figure 7).

Supplemental Tables:

Supplemental table S1: Marker genes characterizing individual clusters from Figure 4A.

Supplemental table S2: Marker genes characterizing macrophage subclusters after asbestos exposure, refers to Figure 4C.

Supplemental table S3: Marker genes characterizing individual clusters from Figure S4H, data from Xie et al., 2018.

Supplemental table S4: Marker genes characterizing macrophage subclusters after bleomycin exposure, refers to Figure S4J, data from Xie et al, 2018.

Supplemental table S5: Overlap between the genes characterizing clusters AM3 in the current dataset (Figure 4C), Xie et al., 2018 (Figure S4H) and profibrotic macrophages cluster 1 from Reyfman et al., 2019.

Supplemental table S6: Ligand-receptor pairs for alveolar type II cell subsets, fibroblasts, and macrophage subsets, all genes expressed at any level in at least 5% of the cells in a given cluster were included in the analysis.

Supplemental table S7: Marker genes characterizing alveolar type II cell subclusters after asbestos exposure, refers to Figure 7A.

A

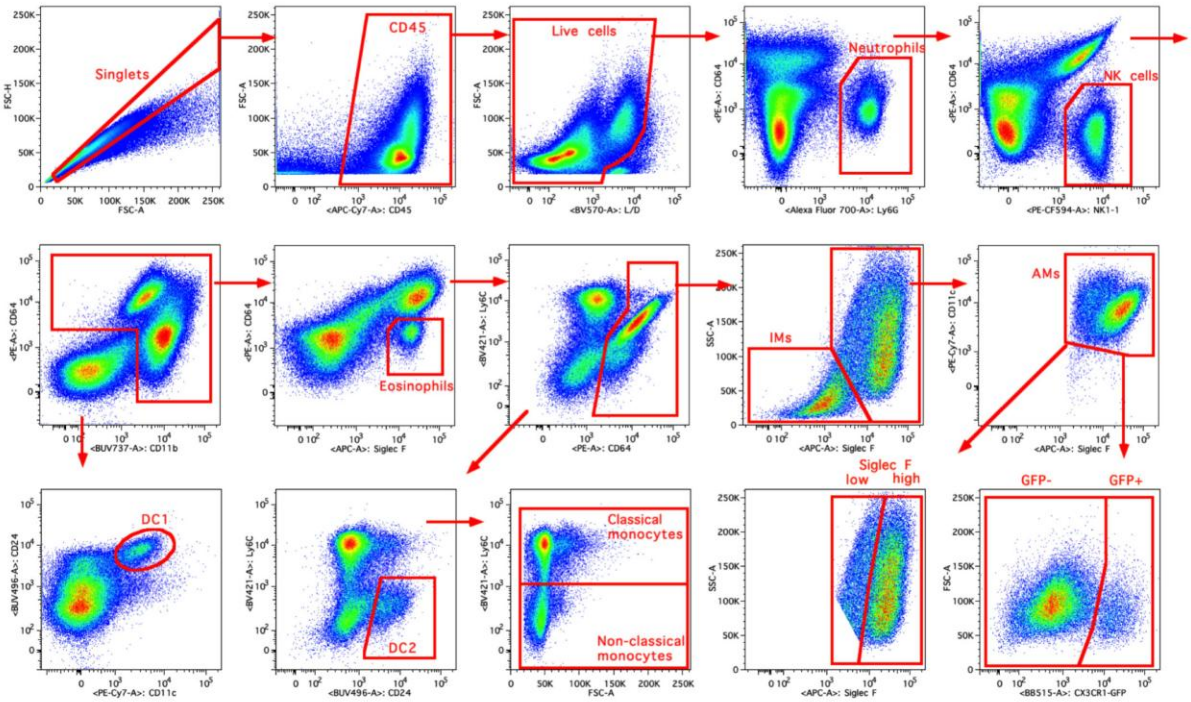
Singlets
CD45
Live cells
Neutrophils
NK cells
Eosinophils
IMs
AMs
DC1
DC2
Classical monocytes
Non-classical monocytes
Siglec F
low
high
GFP-
GFP+

B

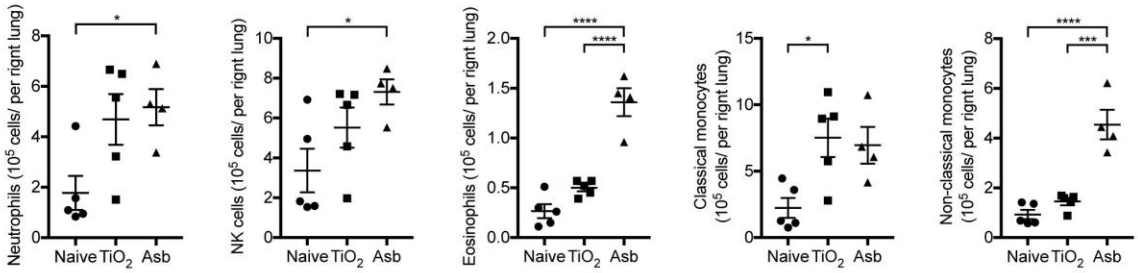
Neutrophils (10^5 cells/ per rignt lung)
NK cells (10^5 cells/ per rignt lung)
Eosinophils (10^5 cells/ per rignt lung)
Classical monocytes (10^5 cells/ per rignt lung)
Non-classical monocytes (10^5 cells/ per rignt lung)
Naive
TiO_2
Asb

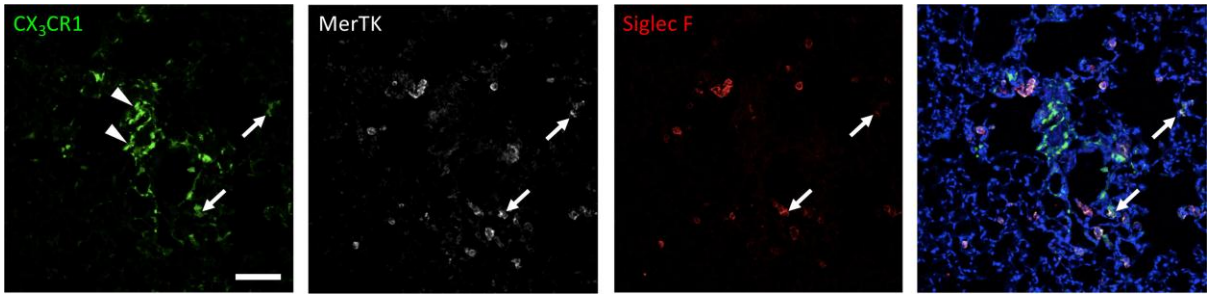
CX3CR1
MerTK
Siglec F

A

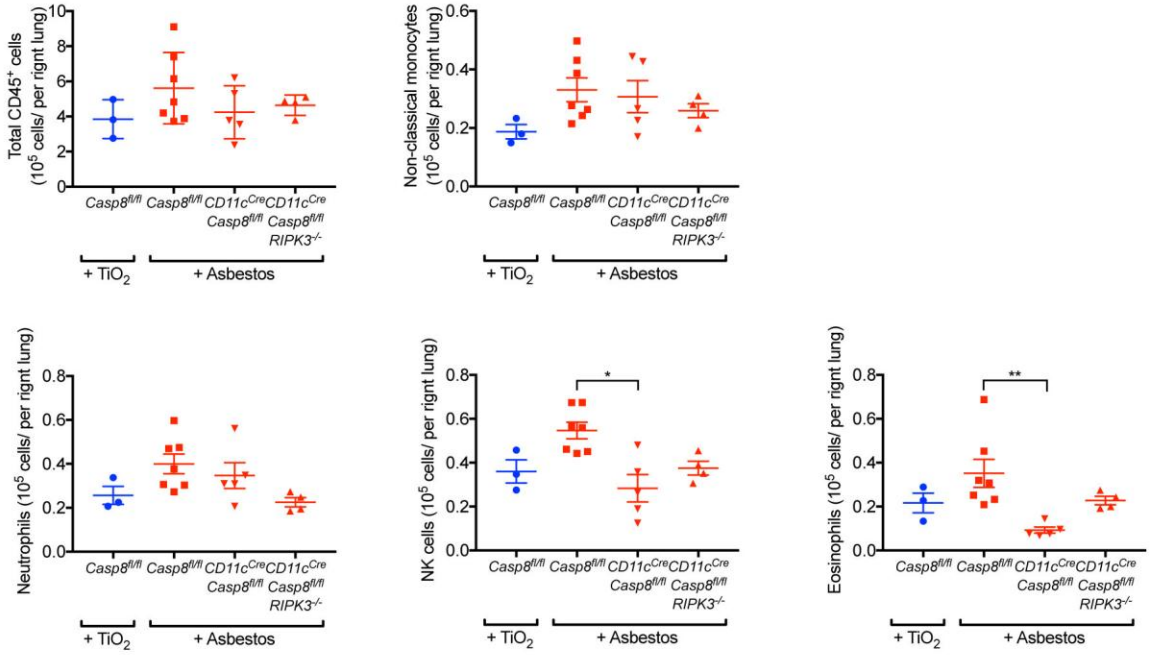
Total CD45+ cells (10^5 cells/ per rignt lung)
Non-classical monocytes (10^5 cells/ per rignt lung)
Neutrophils (10^5 cells/ per rignt lung)
NK cells (10^5 cells/ per rignt lung)
Eosinophils (10^5 cells/ per rignt lung)
Casp8fl/fl
Casp8fl/fl
CD11cCre Casp8fl/fl
CD11cCre Casp8fl/fl RIPK3-/-
+ TiO2
+ Asbestos
*
**

B

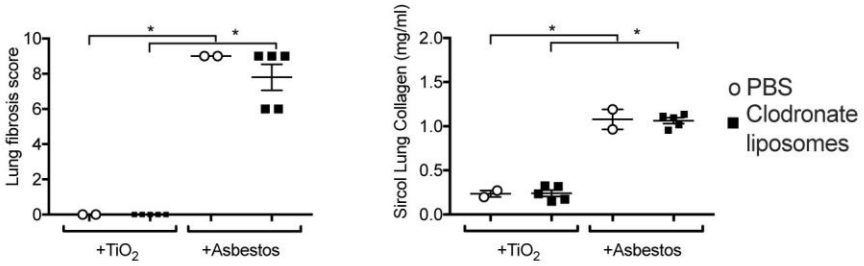
Lung fibrosis score
Sircol Lung Collagen (mg/ml)
+TiO2
+Asbestos
*
o PBS
■ Clodronate liposomes

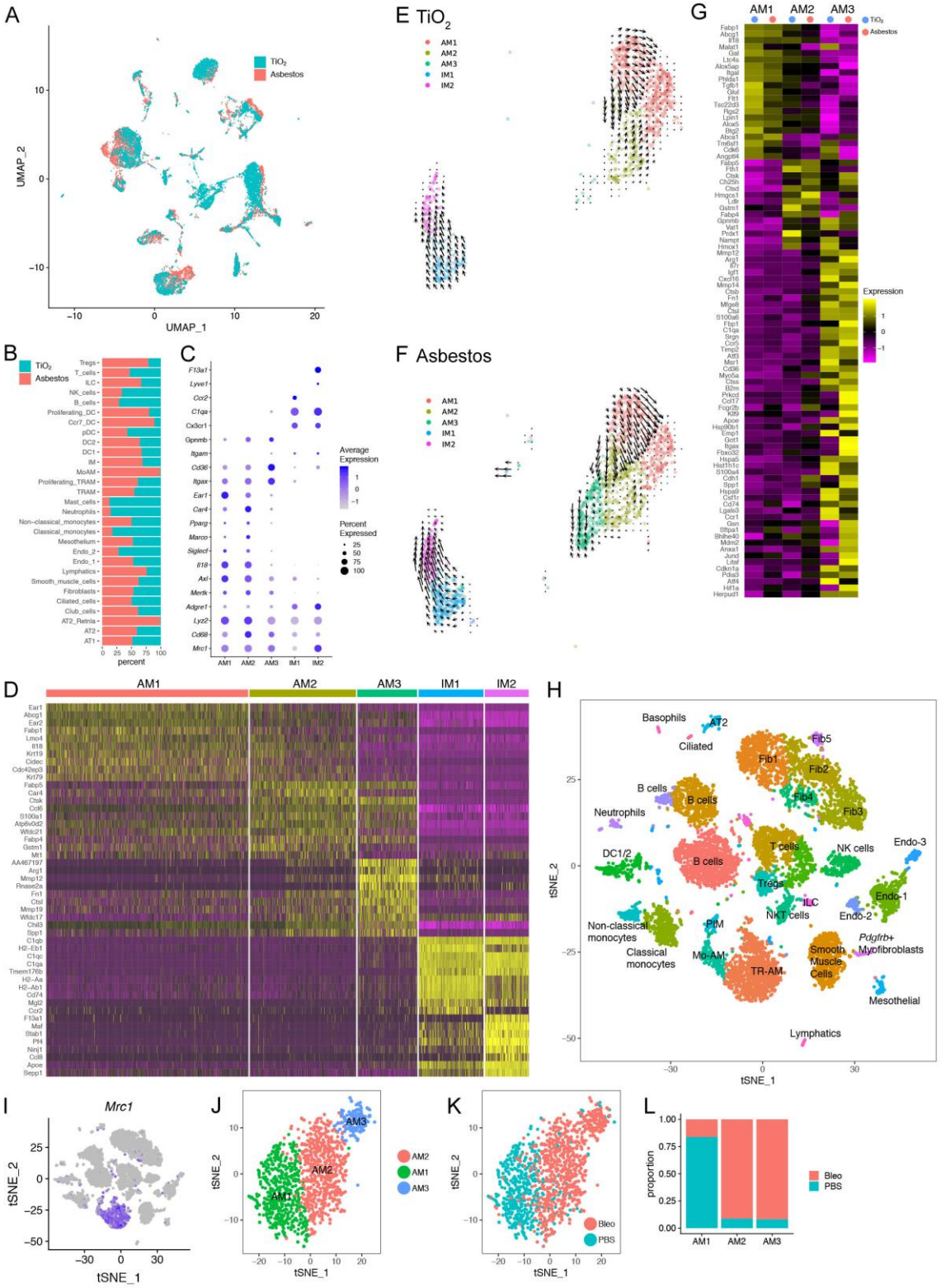
A
TiO2
Asbestos
UMAP_2
UMAP_1
B
percent
C
Average Expression
Percent Expressed
E TiO2
AM1
AM2
AM3
IM1
IM2
F Asbestos
G
Expression
D
H
Basophils
AT2
Ciliated
Fib5
Fib1
Fib2
Fib4
Fib3
B cells
Neutrophils
DC1/2
T cells
NK cells
Endo-3
Tregs
ILC
NKT cells
Endo-1
Endo-2
Non-classical monocytes
PtM
Classical monocytes
Mo-AM
TR-AM
Smooth Muscle Cells
Pdgfrb+ Myofibroblasts
Mesothelial
Lymphatics
tSNE_1
tSNE_2
I
Mrc1
J
K
Bleo
PBS
L
proportion


M
AM1: 13 genes
AM2: 14 genes
AM3: 53 genes
Lpl
Abcg1
Abca1
Dst
Itgb1
Klf6
Flt1
Fabp1
Ep300
Rock1
Cdk6
Phlda1
Bcl10
Cybb
Cebpb
Sgk1
Gpx4
Ptp4a1
Osm
Ccnd2
Serpine1
Gsn
Hspa5
Ctnnb1
Gstm1
Slpi
Hmox1
Apoe
Mmp12
C1qa
Cxcl16
Timp2
Fth1
Prkcb
Ctss
Mmp14
Il7r
Mef2c
Fabp5
Mfge8
Igf1
Ctsb
Lgals3
Fcgr2b
Cd14
Ccr5
Ctsd
Cyba
Hk2
Lgals1
Cd68
Msr1
Rps6
Gpnmb
Fn1
Junb
Cdk4
Aldh2
Ctsl
Emp1
Bax
Capg
Ncf4
Cdkn1a
Irak2
Spp1
Cxcr4
Atf3
Id2
S100a6
Prdx6
Ier3
Eno1
Myo5a
Csf1r
Insig1
Hist1h1c
Fos
Zfp36
Srgn
AM1
AM2
AM3
1.0
0.5
0.0
−0.5
−1.0
Expression

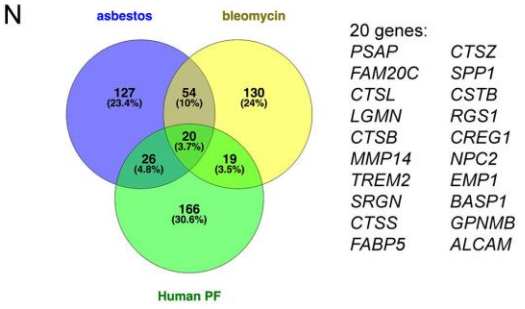
N
asbestos
bleomycin
127 (23.4%)
54 (10%)
130 (24%)
20 (3.7%)
26 (4.8%)
19 (3.5%)
166 (30.6%)
Human PF
20 genes:
PSAP
FAM20C
CTSL
LGMN
CTSB
MMP14
TREM2
SRGN
CTSS
FABP5
CTSZ
SPP1
CSTB
RGS1
CREG1
NPC2
EMP1
BASP1
GPNMB
ALCAM

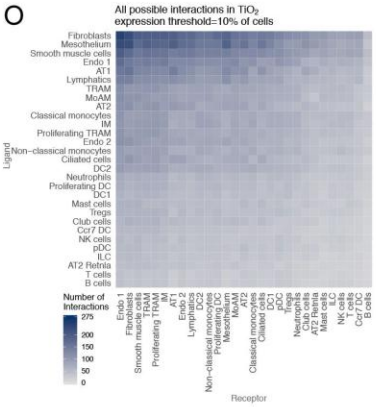
O
All possible interactions in TiO2
expression threshold=10% of cells
Ligand
Receptor
Number of Interactions
275
200
150
100
50
0

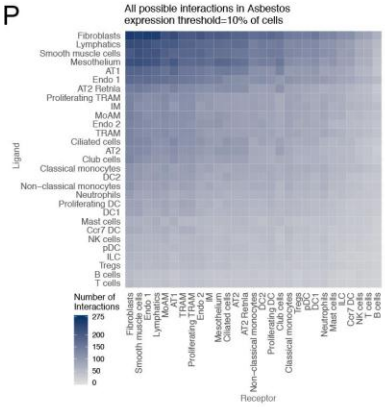
P
All possible interactions in Asbestos
expression threshold=10% of cells
Ligand
Receptor
Number of Interactions
275
200
150
100
50
0

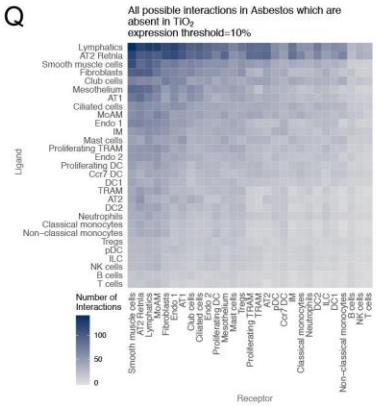
Q
All possible interactions in Asbestos which are absent in TiO2
expression threshold=10%
Ligand
Receptor
Number of Interactions
100
50
0

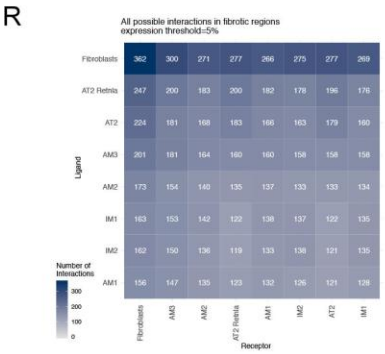
R
All possible interactions in fibrotic regions
expression threshold=5%
Fibroblasts 362 300 271 277 266 275 277 269
AT2 Retnia 247 200 183 200 182 178 196 176
AT2 224 181 168 183 166 163 179 160
AM3 201 181 164 160 160 158 158 158
AM2 173 154 140 135 137 133 133 134
IM1 163 153 142 122 138 137 122 135
IM2 162 150 136 119 133 138 121 135
AM1 156 147 135 123 132 126 121 128
Ligand
Receptor
Number of Interactions
300
200
100
0

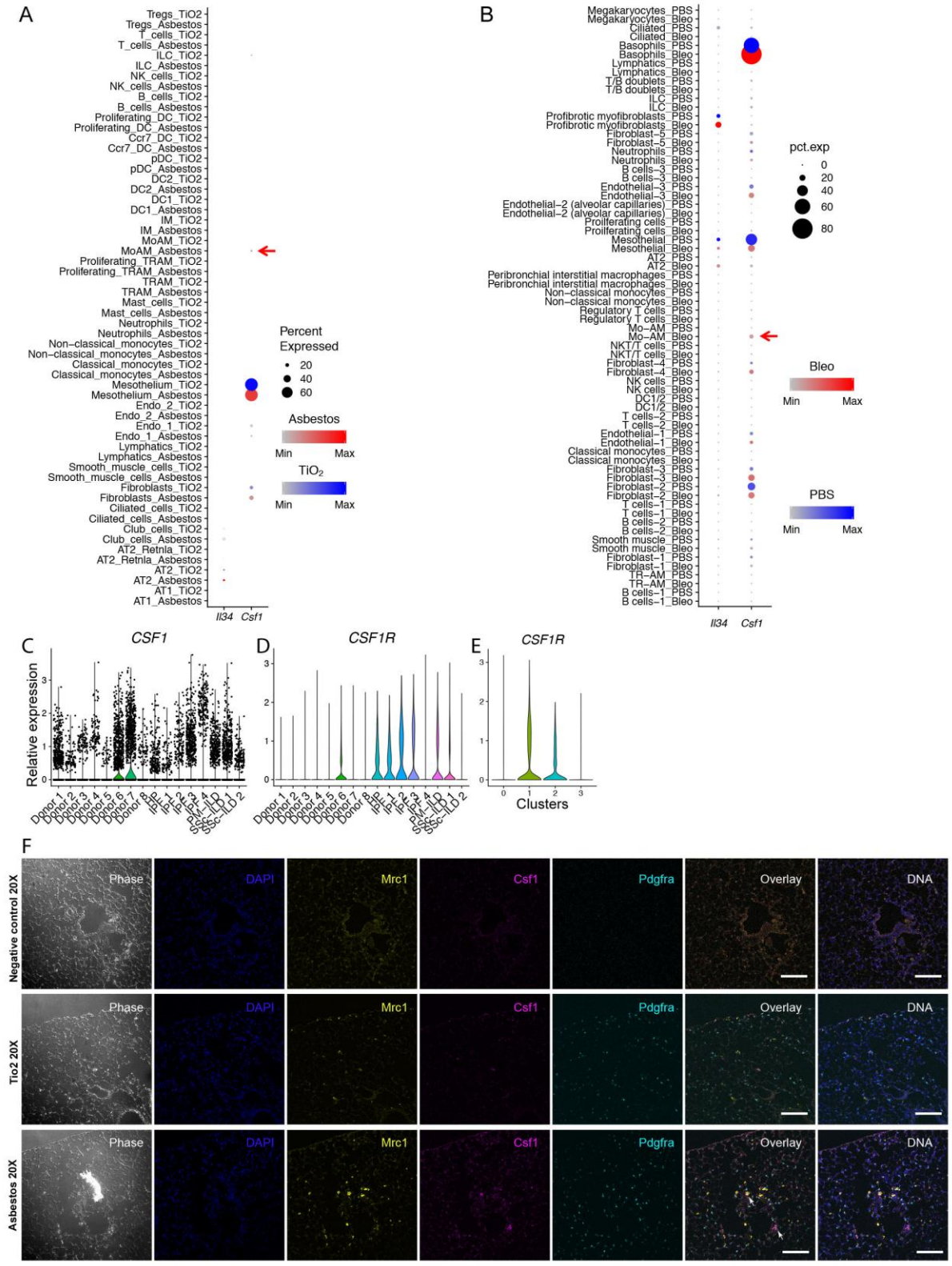
A
Tregs_TiO2
Tregs_Asbestos
T_cells_TiO2
T_cells_Asbestos
ILC_TiO2
ILC_Asbestos
NK_cells_TiO2
NK_cells_Asbestos
B_cells_TiO2
B_cells_Asbestos
Proliferating_DC_TiO2
Proliferating_DC_Asbestos
Ccr7_DC_TiO2
Ccr7_DC_Asbestos
pDC_TiO2
pDC_Asbestos
DC2_TiO2
DC2_Asbestos
DC1_TiO2
DC1_Asbestos
IM_TiO2
IM_Asbestos
MoAM_TiO2
MoAM_Asbestos
Proliferating_TRAM_TiO2
Proliferating_TRAM_Asbestos
TRAM_TiO2
TRAM_Asbestos
Mast_cells_TiO2
Mast_cells_Asbestos
Neutrophils_TiO2
Neutrophils_Asbestos
Non−classical_monocytes_TiO2
Non−classical_monocytes_Asbestos
Classical_monocytes_TiO2
Classical_monocytes_Asbestos
Mesothelium_TiO2
Mesothelium_Asbestos
Endo_2_TiO2
Endo_2_Asbestos
Endo_1_TiO2
Endo_1_Asbestos
Lymphatics_TiO2
Lymphatics_Asbestos
Smooth_muscle_cells_TiO2
Smooth_muscle_cells_Asbestos
Fibroblasts_TiO2
Fibroblasts_Asbestos
Ciliated_cells_TiO2
Ciliated_cells_Asbestos
Club_cells_TiO2
Club_cells_Asbestos
AT2_Retnla_TiO2
AT2_Retnla_Asbestos
AT2_TiO2
AT2_Asbestos
AT1_TiO2
AT1_Asbestos
Il34
Csf1
Percent Expressed
20
40
60
Asbestos
Min
Max
TiO2
Min
Max
B
Megakaryocytes_PBS
Megakaryocytes_Bleo
Ciliated_PBS
Ciliated_Bleo
Basophils_PBS
Basophils_Bleo
Lymphatics_PBS
Lymphatics_Bleo
T/B doublets_PBS
T/B doublets_Bleo
ILC_PBS
ILC_Bleo
Profibrotic myofibroblasts_PBS
Profibrotic myofibroblasts_Bleo
Fibroblast−5_PBS
Fibroblast−5_Bleo
Neutrophils_PBS
Neutrophils_Bleo
B cells−3_PBS
B cells−3_Bleo
Endothelial−3_PBS
Endothelial−3_Bleo
Endothelial−2 (alveolar capillaries)_PBS
Endothelial−2 (alveolar capillaries)_Bleo
Proliferating cells_PBS
Proliferating cells_Bleo
Mesothelial_PBS
Mesothelial_Bleo
AT2_PBS
AT2_Bleo
Peribronchial interstitial macrophages_PBS
Peribronchial interstitial macrophages_Bleo
Non−classical monocytes_PBS
Non−classical monocytes_Bleo
Regulatory T cells_PBS
Regulatory T cells_Bleo
Mo−AM_PBS
Mo−AM_Bleo
NKT/T cells_PBS
NKT/T cells_Bleo
Fibroblast−4_PBS
Fibroblast−4_Bleo
NK cells_PBS
NK cells_Bleo
DC1/2_PBS
DC1/2_Bleo
T cells−2_PBS
T cells−2_Bleo
Endothelial−1_PBS
Endothelial−1_Bleo
Classical monocytes_PBS
Classical monocytes_Bleo
Fibroblast−3_PBS
Fibroblast−3_Bleo
Fibroblast−2_PBS
Fibroblast−2_Bleo
T cells−1_PBS
T cells−1_Bleo
B cells−2_PBS
B cells−2_Bleo
Smooth muscle_PBS
Smooth muscle_Bleo
Fibroblast−1_PBS
Fibroblast−1_Bleo
TR−AM_PBS
TR−AM_Bleo
B cells−1_PBS
B cells−1_Bleo
Il34
Csf1
pct.exp
0
20
40
60
80
Bleo
Min
Max
PBS
Min
Max
C
CSF1
Relative expression
Donor 1
Donor 2
Donor 3
Donor 4
Donor 5
Donor 6
Donor 7
Donor 8
IPF 1
IPF 2
IPF 3
IPF 4
PM_ILD
SSc_ILD 1
SSc_ILD 2
D
CSF1R
E
CSF1R
Clusters
F
Negative control 20X
Tio2 20X
Asbestos 20X
Phase
DAPI
Mrc1
Csf1
Pdgfra
Overlay
DNA

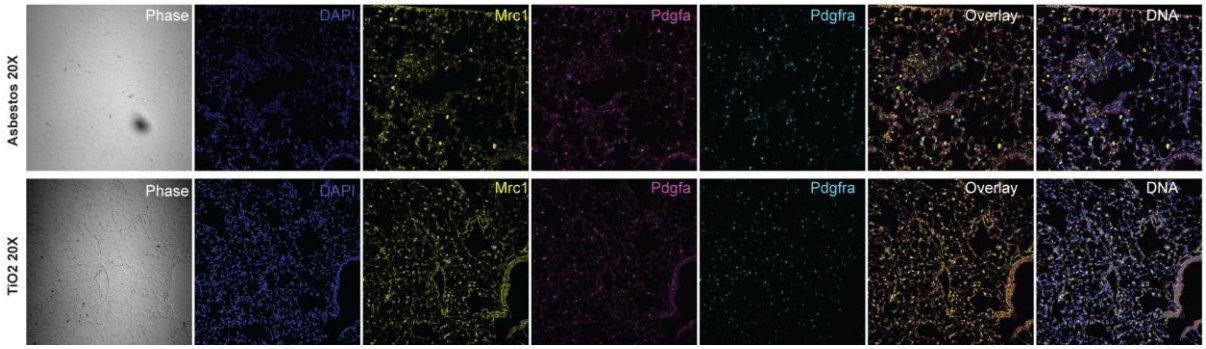
Asbestos 20X
TiO2 20X
Phase
DAPI
Mrc1
Pdgfa
Pdgfra
Overlay
DNA

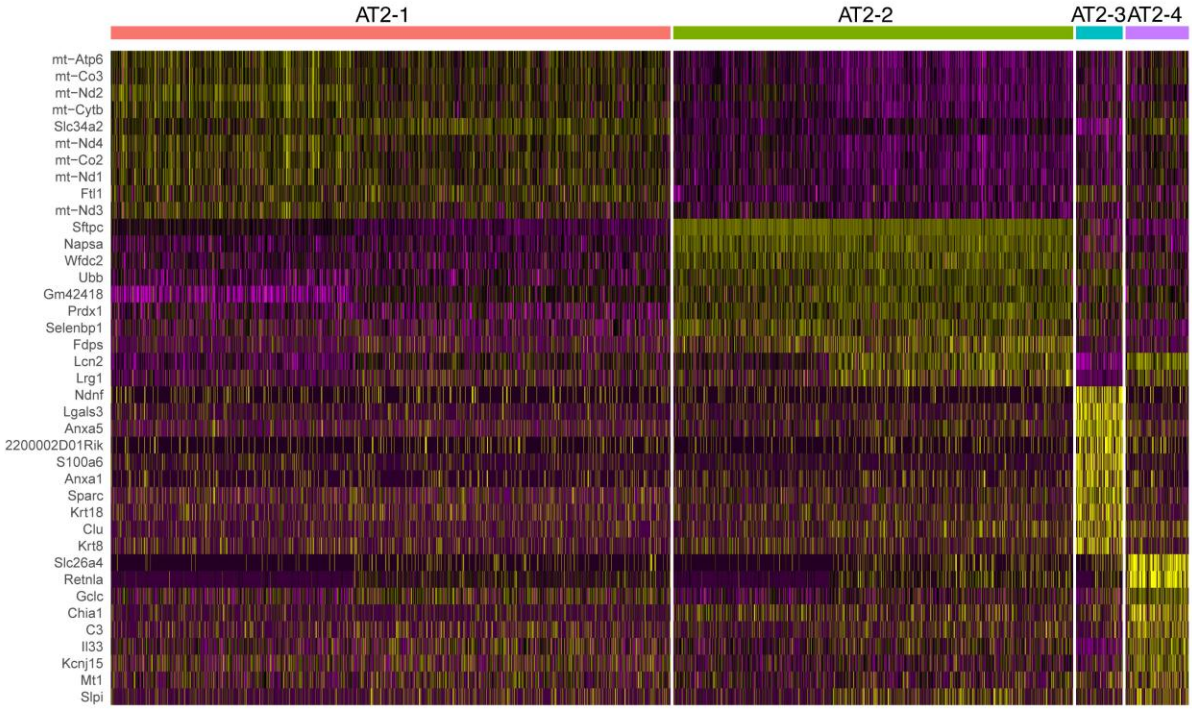
AT2-1
AT2-2
AT2-3
AT2-4
mt−Atp6
mt−Co3
mt−Nd2
mt−Cytb
Slc34a2
mt−Nd4
mt−Co2
mt−Nd1
Ftl1
mt−Nd3
Sftpc
Napsa
Wfdc2
Ubb
Gm42418
Prdx1
Selenbp1
Fdps
Lcn2
Lrg1
Ndnf
Lgals3
Anxa5
2200002D01Rik
S100a6
Anxa1
Sparc
Krt18
Clu
Krt8
Slc26a4
Retnla
Gclc
Chia1
C3
Il33
Kcnj15
Mt1
Slpi

	p_val	avg_logFC	pct.1	pct.2	p_val_adj	cluster	gene
Igfbp2	0	3.176915	0.955	0.012	0	AT1	Igfbp2
Rtkn2	0	2.536294	0.97	0.009	0	AT1	Rtkn2
Spock2	0	2.456821	0.924	0.013	0	AT1	Spock2
Col4a3	0	2.278221	0.97	0.02	0	AT1	Col4a3
Pdpn	0	2.259297	0.939	0.03	0	AT1	Pdpn
Akap5	0	2.160173	0.924	0.026	0	AT1	Akap5
Fbln5	0	1.912882	0.864	0.021	0	AT1	Fbln5
Scnn1g	0	1.858229	0.879	0.016	0	AT1	Scnn1g
Nbl1	0	1.808845	0.879	0.025	0	AT1	Nbl1
Bdnf	0	1.764973	0.773	0.004	0	AT1	Bdnf
Cped1	0	1.759137	0.909	0.032	0	AT1	Cped1
Sema3e	0	1.743166	0.848	0.027	0	AT1	Sema3e
Flrt3	0	1.702252	0.773	0.012	0	AT1	Flrt3
2210011C2	0	1.399451	0.742	0.009	0	AT1	2210011C24Rik
Scel	0	1.338774	0.561	0.006	0	AT1	Scel
Itgb6	0	1.300399	0.606	0.012	0	AT1	Itgb6
Lama3	0	1.28507	0.697	0.01	0	AT1	Lama3
Plod2	0	1.23291	0.636	0.01	0	AT1	Plod2
Abca5	0	1.223442	0.652	0.008	0	AT1	Abca5
Sema3a	0	1.154991	0.606	0.004	0	AT1	Sema3a
Cdkn2b	1.38E-296	1.497621	0.758	0.024	2.43E-292	AT1	Cdkn2b
Ano1	5.29E-296	1.374069	0.758	0.024	9.29E-292	AT1	Ano1
Col4a4	6.99E-293	2.18511	0.939	0.041	1.23E-288	AT1	Col4a4
Scnn1b	6.45E-292	1.679199	0.848	0.032	1.13E-287	AT1	Scnn1b
Cyr61	4.02E-291	1.417823	0.667	0.019	7.06E-287	AT1	Cyr61
Arhgef26	2.15E-286	1.39402	0.742	0.024	3.78E-282	AT1	Arhgef26
Ndnf	1.35E-282	2.287881	0.909	0.039	2.37E-278	AT1	Ndnf
Plscr2	1.06E-277	1.127644	0.652	0.019	1.86E-273	AT1	Plscr2
Hbegf	2.04E-273	1.587295	0.682	0.021	3.59E-269	AT1	Hbegf
Col4a5	6.96E-246	1.248573	0.606	0.019	1.22E-241	AT1	Col4a5
Pxdc1	2.66E-229	2.363375	0.955	0.055	4.67E-225	AT1	Pxdc1
Hspg2	2.51E-201	1.280132	0.621	0.024	4.41E-197	AT1	Hspg2
Agrn	5.39E-199	1.405748	0.742	0.036	9.46E-195	AT1	Agrn
Pmp22	1.29E-197	2.500988	0.985	0.07	2.27E-193	AT1	Pmp22
Myo1b	2.41E-196	1.953797	0.955	0.067	4.23E-192	AT1	Myo1b
Vegfa	3.71E-190	2.913992	0.985	0.075	6.52E-186	AT1	Vegfa
F2r	7.22E-187	1.232212	0.682	0.031	1.27E-182	AT1	F2r
Krt7	1.17E-183	2.877888	1	0.081	2.06E-179	AT1	Krt7
Cyp2b10	3.75E-180	2.556542	0.985	0.079	6.59E-176	AT1	Cyp2b10
2310007B0	3.93E-179	1.020604	0.576	0.024	6.89E-175	AT1	2310007B03Rik
Cdkl5	3.76E-175	1.075897	0.545	0.022	6.60E-171	AT1	Cdkl5
Gipc2	3.63E-168	1.267655	0.758	0.045	6.37E-164	AT1	Gipc2
Pard6b	1.55E-164	1.228953	0.576	0.026	2.72E-160	AT1	Pard6b
Eps8l2	3.71E-163	1.153418	0.697	0.039	6.52E-159	AT1	Eps8l2
Ehd2	2.85E-160	1.808833	0.894	0.069	5.01E-156	AT1	Ehd2
Fam174b	2.31E-157	1.54162	0.712	0.043	4.05E-153	AT1	Fam174b

Gramd2	3.78E-155	1.327323	0.803	0.056	6.64E-151	AT1	Gramd2
Clic5	1.17E-154	2.731325	1	0.098	2.05E-150	AT1	Clic5
Tmem37	2.03E-153	1.663734	0.833	0.062	3.57E-149	AT1	Tmem37
Limch1	1.14E-150	2.340281	1	0.101	2.00E-146	AT1	Limch1
Timp3	2.94E-149	2.677319	1	0.1	5.16E-145	AT1	Timp3
Sec14l3	3.28E-149	2.042596	0.97	0.091	5.75E-145	AT1	Sec14l3
Cryab	1.01E-146	2.7928	0.985	0.102	1.78E-142	AT1	Cryab
Pdgfa	7.81E-146	1.892755	0.924	0.085	1.37E-141	AT1	Pdgfa
Tead1	1.13E-143	1.761001	0.833	0.068	1.98E-139	AT1	Tead1
Sdpr	1.33E-142	2.197362	0.955	0.09	2.33E-138	AT1	Sdpr
Htra1	4.52E-142	1.195904	0.545	0.027	7.94E-138	AT1	Htra1
Tspan8	1.06E-141	2.261261	0.97	0.1	1.86E-137	AT1	Tspan8
Cyp4b1	3.93E-141	2.011611	0.939	0.087	6.90E-137	AT1	Cyp4b1
Hopx	8.99E-141	2.894574	1	0.112	1.58E-136	AT1	Hopx
Pvrl3	9.39E-138	1.578271	0.818	0.067	1.65E-133	AT1	Pvrl3
Trim16	4.22E-137	1.079927	0.576	0.031	7.41E-133	AT1	Trim16
Cav1	9.06E-137	2.275268	1	0.106	1.59E-132	AT1	Cav1
Nebl	8.95E-136	1.49027	0.818	0.068	1.57E-131	AT1	Nebl
Hs2st1	2.13E-135	1.796331	0.894	0.085	3.74E-131	AT1	Hs2st1
Lamc2	2.55E-135	1.147887	0.636	0.039	4.48E-131	AT1	Lamc2
Ndst1	8.37E-135	1.500888	0.803	0.065	1.47E-130	AT1	Ndst1
Tmod1	4.15E-134	0.892473	0.591	0.033	7.29E-130	AT1	Tmod1
Phactr1	8.16E-134	1.149888	0.561	0.03	1.43E-129	AT1	Phactr1
Itga3	1.33E-133	1.317466	0.727	0.052	2.34E-129	AT1	Itga3
F3	3.34E-127	1.099701	0.545	0.03	5.86E-123	AT1	F3
Tspan15	1.34E-122	1.426641	0.742	0.06	2.35E-118	AT1	Tspan15
Mthfd1	8.65E-121	2.425243	0.924	0.107	1.52E-116	AT1	Mthfd1
Mpp5	1.33E-120	1.444819	0.758	0.066	2.33E-116	AT1	Mpp5
2200002D0	8.14E-119	1.376227	0.682	0.052	1.43E-114	AT1	2200002D01Rik
Magi3	1.94E-117	1.157225	0.682	0.052	3.41E-113	AT1	Magi3
Cxadr	3.46E-117	1.551999	0.864	0.09	6.08E-113	AT1	Cxadr
Igfbp6	6.27E-117	2.569855	1	0.134	1.10E-112	AT1	Igfbp6
Fhl1	1.70E-116	1.188233	0.621	0.042	2.98E-112	AT1	Fhl1
Slco3a1	2.48E-115	1.442158	0.773	0.069	4.36E-111	AT1	Slco3a1
Gprc5a	3.98E-115	2.482967	0.955	0.125	6.98E-111	AT1	Gprc5a
Dapk2	1.15E-113	1.164412	0.621	0.044	2.02E-109	AT1	Dapk2
Sema3b	4.19E-113	1.064629	0.515	0.03	7.36E-109	AT1	Sema3b
Lmo7	5.43E-110	2.40434	0.985	0.143	9.53E-106	AT1	Lmo7
Epn2	1.75E-107	1.034372	0.621	0.046	3.08E-103	AT1	Epn2
Cav2	3.84E-107	1.551638	0.924	0.113	6.74E-103	AT1	Cav2
Galnt18	9.30E-107	1.03531	0.606	0.044	1.63E-102	AT1	Galnt18
Clic3	5.22E-106	2.652645	0.97	0.144	9.16E-102	AT1	Clic3
Col4a2	4.74E-105	1.778394	0.864	0.102	8.33E-101	AT1	Col4a2
Slc6a14	4.79E-102	1.099924	0.576	0.042	8.41E-98	AT1	Slc6a14
Igfbp7	4.98E-102	2.157714	1	0.151	8.75E-98	AT1	Igfbp7
Slc39a4	1.04E-101	1.155884	0.712	0.066	1.82E-97	AT1	Slc39a4
Tnfrsf12a	2.50E-100	1.182403	0.667	0.058	4.39E-96	AT1	Tnfrsf12a

Mal2	4.18E-99	2.160513	0.955	0.148	7.34E-95	AT1	Mal2
Fads3	2.71E-98	1.237826	0.636	0.055	4.75E-94	AT1	Fads3
Fam189a2	1.39E-97	1.72814	0.773	0.087	2.44E-93	AT1	Fam189a2
Mfge8	1.59E-97	1.284812	0.758	0.078	2.80E-93	AT1	Mfge8
Osbpl6	9.72E-97	0.894207	0.515	0.035	1.71E-92	AT1	Osbpl6
AU021092	2.75E-96	1.524977	0.803	0.094	4.83E-92	AT1	AU021092
Npnt	1.01E-93	1.576579	0.818	0.1	1.77E-89	AT1	Npnt
Sparc	7.66E-92	3.192031	1	0.187	1.35E-87	AT1	Sparc
Scnn1a	1.53E-91	1.914222	0.909	0.137	2.68E-87	AT1	Scnn1a
Aqp5	2.27E-91	2.913487	1	0.19	3.98E-87	AT1	Aqp5
Crlf1	1.30E-90	0.915913	0.515	0.038	2.28E-86	AT1	Crlf1
Tmem140	3.62E-89	1.05733	0.712	0.072	6.36E-85	AT1	Tmem140
Fgf1	5.74E-89	1.335477	0.727	0.081	1.01E-84	AT1	Fgf1
Ocln	8.10E-88	0.85397	0.545	0.043	1.42E-83	AT1	Ocln
Ptprm	2.23E-84	0.922472	0.591	0.053	3.92E-80	AT1	Ptprm
Epb41l5	4.90E-84	1.158384	0.636	0.063	8.60E-80	AT1	Epb41l5
Krt8	2.20E-83	1.592123	0.848	0.121	3.87E-79	AT1	Krt8
Dusp7	4.91E-83	1.047684	0.652	0.065	8.62E-79	AT1	Dusp7
Pgrmc1	1.45E-82	1.825728	0.909	0.15	2.55E-78	AT1	Pgrmc1
Tspan2	6.40E-82	1.526933	0.818	0.118	1.12E-77	AT1	Tspan2
Zfyve21	9.23E-80	1.275721	0.667	0.075	1.62E-75	AT1	Zfyve21
Bcam	4.48E-79	1.839308	0.97	0.188	7.86E-75	AT1	Bcam
Myh14	3.52E-78	1.677582	0.864	0.139	6.18E-74	AT1	Myh14
Ptrf	6.69E-78	1.261229	0.788	0.104	1.18E-73	AT1	Ptrf
Emp2	1.31E-77	2.567753	1	0.228	2.29E-73	AT1	Emp2
Fnbp1l	2.06E-77	1.17967	0.758	0.097	3.62E-73	AT1	Fnbp1l
Ier3	2.92E-77	2.286034	0.955	0.191	5.12E-73	AT1	Ier3
Apbb1	4.61E-77	0.907514	0.591	0.059	8.09E-73	AT1	Apbb1
Rassf7	6.86E-76	0.948236	0.561	0.054	1.20E-71	AT1	Rassf7
Cadm1	1.28E-75	1.9875	0.924	0.183	2.25E-71	AT1	Cadm1
Wwp1	1.31E-73	1.446941	0.818	0.13	2.30E-69	AT1	Wwp1
Slc39a8	2.79E-73	1.794501	0.848	0.146	4.90E-69	AT1	Slc39a8
Otud7b	3.54E-73	1.036147	0.682	0.081	6.22E-69	AT1	Otud7b
Cldn18	4.03E-72	2.067855	1	0.236	7.07E-68	AT1	Cldn18
Mtcl1	4.61E-72	0.967053	0.606	0.066	8.10E-68	AT1	Mtcl1
Ager	4.54E-71	4.16263	1	0.273	7.96E-67	AT1	Ager
Serpinh1	6.16E-71	1.180011	0.818	0.121	1.08E-66	AT1	Serpinh1
Cystm1	5.13E-70	2.179524	0.97	0.226	9.01E-66	AT1	Cystm1
Dag1	2.97E-68	1.795595	0.924	0.195	5.22E-64	AT1	Dag1
Tm4sf1	2.00E-67	1.259176	0.652	0.078	3.51E-63	AT1	Tm4sf1
Tacstd2	1.78E-66	1.166008	0.606	0.071	3.13E-62	AT1	Tacstd2
Prmt2	1.86E-66	0.996509	0.576	0.064	3.27E-62	AT1	Prmt2
Rab11fip1	3.58E-66	1.25275	0.742	0.113	6.28E-62	AT1	Rab11fip1
Icam1	3.58E-66	2.10146	0.939	0.232	6.29E-62	AT1	Icam1
Bend7	2.50E-65	0.906012	0.591	0.068	4.39E-61	AT1	Bend7
Wwc2	3.21E-65	0.986598	0.636	0.079	5.64E-61	AT1	Wwc2
Krt18	3.56E-63	1.386604	0.758	0.124	6.26E-59	AT1	Krt18

Krt19	5.73E-63	1.601463	0.848	0.15	1.01E-58	AT1	Krt19
Pls3	1.41E-62	1.307346	0.758	0.126	2.48E-58	AT1	Pls3
Crip2	2.29E-62	2.248764	0.985	0.278	4.01E-58	AT1	Crip2
Mprip	2.96E-61	1.268371	0.818	0.148	5.20E-57	AT1	Mprip
Pdlim2	1.12E-60	1.482303	0.864	0.18	1.97E-56	AT1	Pdlim2
Mettl7a1	1.15E-60	1.8952	0.97	0.272	2.01E-56	AT1	Mettl7a1
Rgcc	1.60E-60	2.249964	0.939	0.245	2.81E-56	AT1	Rgcc
Dab2ip	3.42E-59	0.794683	0.515	0.056	6.01E-55	AT1	Dab2ip
Unc13d	3.95E-59	0.896483	0.545	0.063	6.93E-55	AT1	Unc13d
Scd2	4.84E-59	2.045082	1	0.31	8.49E-55	AT1	Scd2
Trp53bp2	1.13E-58	1.047688	0.606	0.08	1.98E-54	AT1	Trp53bp2
Esam	1.93E-58	0.975976	0.742	0.115	3.39E-54	AT1	Esam
Matn4	2.04E-58	1.060347	0.667	0.097	3.59E-54	AT1	Matn4
Serpinb9	1.35E-56	1.121861	0.712	0.114	2.38E-52	AT1	Serpinb9
Slc44a2	1.38E-56	1.448674	0.864	0.185	2.42E-52	AT1	Slc44a2
Parva	1.95E-56	0.861091	0.606	0.082	3.42E-52	AT1	Parva
Fdx1	2.74E-56	1.473211	0.879	0.207	4.81E-52	AT1	Fdx1
Col4a1	3.31E-55	1.357959	0.758	0.136	5.81E-51	AT1	Col4a1
Selenbp1	1.65E-54	1.85479	0.909	0.237	2.90E-50	AT1	Selenbp1
Serpinb6b	4.30E-54	1.335885	0.818	0.171	7.55E-50	AT1	Serpinb6b
Wwc1	6.25E-54	1.160389	0.727	0.128	1.10E-49	AT1	Wwc1
Pim3	1.30E-53	0.916641	0.636	0.094	2.29E-49	AT1	Pim3
Rbms3	1.29E-52	1.007249	0.621	0.09	2.27E-48	AT1	Rbms3
Timp2	1.40E-52	1.333835	0.833	0.17	2.46E-48	AT1	Timp2
Paqr7	6.21E-52	0.865003	0.561	0.075	1.09E-47	AT1	Paqr7
Anxa3	1.26E-51	1.820973	0.939	0.305	2.21E-47	AT1	Anxa3
Tns1	4.06E-51	1.559826	0.864	0.219	7.14E-47	AT1	Tns1
Prdx6	6.68E-51	3.023425	1	0.492	1.17E-46	AT1	Prdx6
Spint2	1.38E-49	1.514732	0.985	0.315	2.42E-45	AT1	Spint2
Arrdc3	2.94E-49	0.969815	0.621	0.096	5.16E-45	AT1	Arrdc3
Dlc1	3.10E-49	0.970209	0.606	0.092	5.45E-45	AT1	Dlc1
Myo1c	4.89E-49	1.089705	0.742	0.145	8.59E-45	AT1	Myo1c
Tgm2	7.80E-49	1.049051	0.788	0.155	1.37E-44	AT1	Tgm2
Dpysl2	4.03E-48	1.361472	0.894	0.249	7.08E-44	AT1	Dpysl2
Wdr45	1.18E-47	0.950852	0.606	0.096	2.07E-43	AT1	Wdr45
Alcam	3.70E-47	1.508472	1	0.348	6.50E-43	AT1	Alcam
Prkcz	7.47E-47	0.816766	0.53	0.074	1.31E-42	AT1	Prkcz
Tjp1	3.39E-46	1.043646	0.545	0.082	5.94E-42	AT1	Tjp1
Prkci	4.37E-46	1.045762	0.561	0.086	7.68E-42	AT1	Prkci
Fermt2	5.40E-46	0.844663	0.621	0.101	9.48E-42	AT1	Fermt2
Tmem63b	1.08E-45	0.910536	0.606	0.1	1.89E-41	AT1	Tmem63b
Cd151	2.09E-45	1.055024	0.712	0.14	3.67E-41	AT1	Cd151
Il18r1	7.62E-45	1.021088	0.712	0.141	1.34E-40	AT1	Il18r1
Rabgap1l	4.87E-43	1.249333	0.788	0.189	8.55E-39	AT1	Rabgap1l
Tppp3	1.69E-42	1.498022	0.955	0.331	2.96E-38	AT1	Tppp3
Igf1r	3.64E-42	0.815255	0.545	0.082	6.40E-38	AT1	Igf1r
F11r	1.28E-41	1.47794	0.848	0.262	2.24E-37	AT1	F11r

Ppp3ca	1.57E-41	1.372726	0.97	0.414	2.76E-37	AT1	Ppp3ca
Anxa5	2.31E-41	1.636601	1	0.532	4.05E-37	AT1	Anxa5
Amotl2	4.22E-41	0.89383	0.591	0.104	7.41E-37	AT1	Amotl2
Nkx2-1	1.41E-40	1.096468	0.833	0.21	2.48E-36	AT1	Nkx2-1
Cd81	8.26E-40	1.327527	0.955	0.359	1.45E-35	AT1	Cd81
Laptm4a	8.71E-40	1.445903	0.985	0.571	1.53E-35	AT1	Laptm4a
Hist1h2bc	2.31E-39	1.559769	0.848	0.284	4.05E-35	AT1	Hist1h2bc
Gabarapl1	2.74E-39	1.074179	0.727	0.17	4.81E-35	AT1	Gabarapl1
Cxcl16	3.28E-39	1.009618	0.697	0.145	5.77E-35	AT1	Cxcl16
Qk	5.45E-39	1.39456	0.879	0.296	9.56E-35	AT1	Qk
Neat1	6.58E-39	1.719716	0.985	0.616	1.16E-34	AT1	Neat1
Vamp5	1.05E-38	0.999633	0.697	0.157	1.85E-34	AT1	Vamp5
Id3	1.66E-38	0.916804	0.727	0.148	2.91E-34	AT1	Id3
Ltbp3	2.93E-38	0.844078	0.515	0.084	5.14E-34	AT1	Ltbp3
2810474O1	6.92E-38	1.526802	0.939	0.398	1.21E-33	AT1	2810474O19Rik
Lurap1l	1.14E-37	0.889078	0.545	0.094	2.00E-33	AT1	Lurap1l
Myl12a	3.81E-37	1.641507	0.985	0.745	6.69E-33	AT1	Myl12a
Bsg	6.08E-37	1.436646	0.97	0.597	1.07E-32	AT1	Bsg
Ctnna1	7.96E-37	1.40106	0.818	0.275	1.40E-32	AT1	Ctnna1
Creb3l2	9.94E-37	0.796317	0.515	0.086	1.75E-32	AT1	Creb3l2
Vamp8	9.81E-36	1.339554	0.985	0.707	1.72E-31	AT1	Vamp8
Lamb3	9.88E-36	0.779723	0.53	0.091	1.74E-31	AT1	Lamb3
Nckap5	1.03E-35	0.848391	0.53	0.092	1.82E-31	AT1	Nckap5
Cers2	1.50E-35	1.126615	0.864	0.295	2.63E-31	AT1	Cers2
Ptprf	2.16E-35	1.019491	0.864	0.235	3.80E-31	AT1	Ptprf
Arhgap5	4.13E-35	0.974587	0.591	0.118	7.26E-31	AT1	Arhgap5
Tpm1	1.68E-34	1.09037	0.818	0.249	2.96E-30	AT1	Tpm1
Rnase4	2.10E-34	1.192301	0.939	0.329	3.69E-30	AT1	Rnase4
Malat1	5.33E-34	1.163676	1	0.999	9.36E-30	AT1	Malat1
Tinagl1	1.64E-33	0.850018	0.53	0.098	2.87E-29	AT1	Tinagl1
Tjp2	2.93E-33	0.785985	0.53	0.099	5.15E-29	AT1	Tjp2
Npw	6.64E-33	1.046102	0.682	0.164	1.17E-28	AT1	Npw
Ahnak	6.77E-33	1.182532	0.97	0.533	1.19E-28	AT1	Ahnak
Gadd45b	1.05E-32	0.928763	0.667	0.153	1.84E-28	AT1	Gadd45b
Slc9a3r2	5.34E-32	0.767157	0.652	0.15	9.37E-28	AT1	Slc9a3r2
S100a6	6.92E-32	1.428146	1	0.592	1.22E-27	AT1	S100a6
Cfl2	1.14E-31	0.857332	0.591	0.128	2.01E-27	AT1	Cfl2
Nbeal1	2.33E-31	1.135691	0.682	0.181	4.10E-27	AT1	Nbeal1
Hspb1	1.44E-30	1.069384	0.606	0.142	2.52E-26	AT1	Hspb1
Gas6	1.48E-30	0.925925	0.712	0.188	2.59E-26	AT1	Gas6
Creb3	2.76E-30	0.944485	0.561	0.121	4.85E-26	AT1	Creb3
Prkar2a	3.12E-30	0.887325	0.621	0.154	5.47E-26	AT1	Prkar2a
Cdh1	3.54E-30	0.954078	0.773	0.224	6.21E-26	AT1	Cdh1
Ece1	4.55E-30	0.849126	0.621	0.142	8.00E-26	AT1	Ece1
Mecom	4.61E-30	1.07333	0.667	0.172	8.10E-26	AT1	Mecom
Fam63b	4.69E-30	0.981048	0.682	0.178	8.24E-26	AT1	Fam63b
Chst12	5.83E-30	0.730815	0.545	0.109	1.02E-25	AT1	Chst12

Lpin2	6.53E-30	1.132096	0.697	0.204	1.15E-25	AT1	Lpin2
Msn	1.29E-29	1.204081	0.955	0.607	2.27E-25	AT1	Msn
Chpt1	1.89E-29	0.807378	0.591	0.136	3.31E-25	AT1	Chpt1
Dstn	4.29E-29	1.100324	0.985	0.623	7.53E-25	AT1	Dstn
Hsp90aa1	5.82E-29	1.089468	0.97	0.583	1.02E-24	AT1	Hsp90aa1
Abca1	1.99E-28	0.822765	0.53	0.109	3.49E-24	AT1	Abca1
Cttnbp2nl	2.03E-28	0.716782	0.515	0.105	3.57E-24	AT1	Cttnbp2nl
Carkd	2.70E-28	0.766503	0.682	0.187	4.74E-24	AT1	Carkd
Ifi27	3.97E-28	1.034331	0.742	0.253	6.97E-24	AT1	Ifi27
Gcnt2	5.64E-28	0.84615	0.636	0.158	9.90E-24	AT1	Gcnt2
Rabac1	5.91E-28	1.033616	0.97	0.681	1.04E-23	AT1	Rabac1
Ptpre	1.18E-26	1.035088	0.712	0.22	2.07E-22	AT1	Ptpre
Mgst3	1.27E-26	0.831734	0.652	0.178	2.23E-22	AT1	Mgst3
Laptm4b	1.81E-26	0.771862	0.515	0.114	3.18E-22	AT1	Laptm4b
Aplp2	2.24E-26	1.020229	0.894	0.453	3.92E-22	AT1	Aplp2
Gpx4	2.64E-26	1.059219	0.924	0.778	4.64E-22	AT1	Gpx4
Eva1b	5.10E-26	0.96211	0.636	0.167	8.95E-22	AT1	Eva1b
Cdipt	5.49E-26	0.877178	0.652	0.187	9.63E-22	AT1	Cdipt
Adam9	6.88E-26	0.852351	0.515	0.119	1.21E-21	AT1	Adam9
4930523C0	1.49E-25	0.985349	0.803	0.3	2.62E-21	AT1	4930523C07Rik
Arhgef2	2.21E-25	0.980032	0.697	0.219	3.88E-21	AT1	Arhgef2
Ids	1.03E-24	1.054678	0.561	0.155	1.81E-20	AT1	Ids
Ctsl	1.04E-24	0.876488	0.742	0.252	1.83E-20	AT1	Ctsl
Myl12b	1.99E-24	1.119848	0.909	0.635	3.49E-20	AT1	Myl12b
Sptbn1	2.39E-24	0.946521	0.864	0.338	4.19E-20	AT1	Sptbn1
Arf3	5.03E-24	0.937565	0.697	0.244	8.83E-20	AT1	Arf3
Phldb2	1.30E-23	0.850467	0.545	0.142	2.29E-19	AT1	Phldb2
Sep-15	1.46E-23	1.009075	0.924	0.614	2.57E-19	AT1	Sep-15
Sod1	1.76E-23	1.162993	0.833	0.424	3.08E-19	AT1	Sod1
Macf1	2.37E-23	0.83389	0.773	0.273	4.16E-19	AT1	Macf1
Wls	9.18E-23	0.894926	0.727	0.271	1.61E-18	AT1	Wls
Errfi1	1.76E-22	0.940973	0.636	0.195	3.10E-18	AT1	Errfi1
Hes1	2.42E-22	0.754346	0.788	0.269	4.26E-18	AT1	Hes1
Lrpap1	2.51E-22	0.778487	0.606	0.184	4.40E-18	AT1	Lrpap1
Elovl5	2.57E-22	0.799288	0.712	0.245	4.52E-18	AT1	Elovl5
Prr15l	3.20E-22	0.755668	0.606	0.178	5.62E-18	AT1	Prr15l
Capn2	3.84E-22	0.922106	0.636	0.204	6.74E-18	AT1	Capn2
Sdc1	3.91E-22	0.771471	0.652	0.195	6.87E-18	AT1	Sdc1
Tmem59	6.68E-22	0.973063	0.894	0.565	1.17E-17	AT1	Tmem59
Csrp1	6.92E-22	0.820686	0.682	0.231	1.22E-17	AT1	Csrp1
Cyb5a	9.68E-21	0.838857	0.924	0.54	1.70E-16	AT1	Cyb5a
Cd9	1.34E-20	0.748024	0.939	0.538	2.36E-16	AT1	Cd9
Eif1	1.95E-20	0.707917	1	0.977	3.42E-16	AT1	Eif1
App	2.51E-20	0.883798	0.924	0.543	4.40E-16	AT1	App
Calm2	7.82E-20	0.813975	0.955	0.734	1.37E-15	AT1	Calm2
Ppic	1.07E-19	0.700072	0.545	0.157	1.87E-15	AT1	Ppic
Sec62	1.12E-19	0.963832	0.864	0.516	1.96E-15	AT1	Sec62

Emc4	1.42E-19	0.711063	0.591	0.187	2.49E-15	AT1	Emc4
Klf6	2.73E-19	0.85385	0.848	0.392	4.80E-15	AT1	Klf6
Slc25a36	3.15E-19	0.74625	0.53	0.157	5.52E-15	AT1	Slc25a36
Cnn2	4.51E-19	0.954786	0.879	0.494	7.92E-15	AT1	Cnn2
Serpinb6a	7.78E-19	0.897857	0.621	0.225	1.37E-14	AT1	Serpinb6a
Rhoa	9.04E-19	0.743744	0.939	0.763	1.59E-14	AT1	Rhoa
Chka	9.30E-19	0.752523	0.606	0.199	1.63E-14	AT1	Chka
2610001J0	1.25E-18	0.91531	0.697	0.29	2.20E-14	AT1	2610001J05Rik
Cux1	1.53E-18	0.793974	0.621	0.218	2.69E-14	AT1	Cux1
Mrpl14	3.31E-18	1.060208	0.758	0.419	5.81E-14	AT1	Mrpl14
Vapa	3.36E-18	0.799086	0.864	0.512	5.91E-14	AT1	Vapa
Slc43a2	3.99E-18	0.846584	0.606	0.211	7.00E-14	AT1	Slc43a2
Tmem160	4.00E-18	0.810345	0.864	0.437	7.03E-14	AT1	Tmem160
Ssr2	4.38E-18	0.803919	0.727	0.321	7.69E-14	AT1	Ssr2
S100a13	5.56E-18	0.776711	0.894	0.572	9.77E-14	AT1	S100a13
Mlf2	1.28E-17	0.892119	0.712	0.318	2.24E-13	AT1	Mlf2
Vimp	1.49E-17	0.776948	0.864	0.464	2.61E-13	AT1	Vimp
Rnf181	4.40E-17	0.799747	0.545	0.184	7.72E-13	AT1	Rnf181
Ube2h	7.06E-17	0.753462	0.53	0.169	1.24E-12	AT1	Ube2h
Wbp2	1.02E-16	0.745143	0.621	0.225	1.80E-12	AT1	Wbp2
Tmem176b	1.31E-16	0.769758	0.833	0.403	2.30E-12	AT1	Tmem176b
Itgb1	2.18E-16	0.773629	0.758	0.37	3.84E-12	AT1	Itgb1
Sptan1	8.70E-16	0.814083	0.545	0.199	1.53E-11	AT1	Sptan1
Dusp1	1.23E-15	0.865814	0.727	0.328	2.16E-11	AT1	Dusp1
Zbtb20	1.92E-15	0.789989	0.667	0.277	3.37E-11	AT1	Zbtb20
Anxa4	2.03E-15	0.717865	0.667	0.289	3.57E-11	AT1	Anxa4
Wnk1	2.11E-15	0.824101	0.758	0.391	3.70E-11	AT1	Wnk1
Slc25a4	2.92E-15	0.716004	0.788	0.413	5.13E-11	AT1	Slc25a4
Anxa1	4.09E-15	0.749212	0.788	0.414	7.18E-11	AT1	Anxa1
Serinc1	2.81E-14	0.753714	0.652	0.272	4.94E-10	AT1	Serinc1
Sypl	5.35E-14	0.747947	0.712	0.348	9.39E-10	AT1	Sypl
1810037I1	2.46E-13	0.769926	0.848	0.553	4.32E-09	AT1	1810037I17Rik
Asah1	3.91E-13	0.761627	0.682	0.357	6.87E-09	AT1	Asah1
Sftpc	0	3.578498	1	0.984	0	AT2	Sftpc
Sftpa1	0	3.265441	1	0.571	0	AT2	Sftpa1
Sftpb	0	3.169631	0.998	0.335	0	AT2	Sftpb
Scd1	0	2.995187	0.997	0.329	0	AT2	Scd1
Cxcl15	0	2.920394	0.996	0.247	0	AT2	Cxcl15
Slc34a2	0	2.91381	0.997	0.196	0	AT2	Slc34a2
Sftpd	0	2.738742	0.995	0.172	0	AT2	Sftpd
Sfta2	0	2.586934	0.991	0.104	0	AT2	Sfta2
S100g	0	2.51316	0.969	0.121	0	AT2	S100g
Lyz1	0	2.48439	0.512	0.171	0	AT2	Lyz1
Lamp3	0	2.385469	0.987	0.086	0	AT2	Lamp3
Chil1	0	2.364091	0.983	0.171	0	AT2	Chil1
Hc	0	2.266061	0.968	0.08	0	AT2	Hc
Lpcat1	0	1.953966	0.972	0.141	0	AT2	Lpcat1

Wfdc2	0	1.924533	0.997	0.229	0	AT2	Wfdc2
Fasn	0	1.813775	0.922	0.102	0	AT2	Fasn
Cldn181	0	1.792179	0.943	0.076	0	AT2	Cldn18
Npc2	0	1.771369	0.999	0.762	0	AT2	Npc2
Elovl1	0	1.724422	0.922	0.249	0	AT2	Elovl1
Rnase41	0	1.716822	0.952	0.188	0	AT2	Rnase4
Bex4	0	1.709163	0.847	0.039	0	AT2	Bex4
Atp1b1	0	1.692782	0.966	0.149	0	AT2	Atp1b1
Ppp1r14c	0	1.682852	0.918	0.066	0	AT2	Ppp1r14c
Dram1	0	1.657055	0.935	0.121	0	AT2	Dram1
Abca3	0	1.635066	0.937	0.147	0	AT2	Abca3
Wbp5	0	1.616359	0.965	0.255	0	AT2	Wbp5
Cbr2	0	1.605593	0.993	0.305	0	AT2	Cbr2
Scd21	0	1.555271	0.918	0.172	0	AT2	Scd2
Alcam1	0	1.548153	0.967	0.208	0	AT2	Alcam
Ptprf1	0	1.506904	0.886	0.087	0	AT2	Ptprf
Bex2	0	1.498166	0.596	0.026	0	AT2	Bex2
Mid1ip1	0	1.496596	0.866	0.185	0	AT2	Mid1ip1
Napsa	0	1.481787	0.971	0.439	0	AT2	Napsa
Fabp5	0	1.472451	0.929	0.346	0	AT2	Fabp5
Etv5	0	1.454542	0.839	0.056	0	AT2	Etv5
Car8	0	1.444403	0.844	0.07	0	AT2	Car8
Muc1	0	1.442489	0.836	0.067	0	AT2	Muc1
Ank3	0	1.434175	0.85	0.058	0	AT2	Ank3
Ager1	0	1.401679	0.936	0.123	0	AT2	Ager
Lgi3	0	1.376412	0.802	0.039	0	AT2	Lgi3
Apoc1	0	1.376094	0.633	0.071	0	AT2	Apoc1
Gclc	0	1.368582	0.795	0.131	0	AT2	Gclc
Il33	0	1.366077	0.7	0.046	0	AT2	Il33
Atp8a1	0	1.345782	0.906	0.197	0	AT2	Atp8a1
Nkx2-11	0	1.331818	0.822	0.071	0	AT2	Nkx2-1
Sdc4	0	1.327616	0.91	0.144	0	AT2	Sdc4
Chchd10	0	1.321318	0.957	0.221	0	AT2	Chchd10
Prnp	0	1.312224	0.827	0.084	0	AT2	Prnp
Spint21	0	1.29337	0.928	0.176	0	AT2	Spint2
Egfl6	0	1.285561	0.754	0.032	0	AT2	Egfl6
Cldn3	0	1.283732	0.797	0.074	0	AT2	Cldn3
Pla2g1b	0	1.279444	0.7	0.033	0	AT2	Pla2g1b
Socs2	0	1.273819	0.839	0.133	0	AT2	Socs2
Atp11a	0	1.271143	0.838	0.134	0	AT2	Atp11a
Errfi11	0	1.266033	0.744	0.07	0	AT2	Errfi1
Tgoln1	0	1.248179	0.871	0.264	0	AT2	Tgoln1
Zdhhc3	0	1.238403	0.787	0.148	0	AT2	Zdhhc3
Cpm	0	1.205063	0.737	0.058	0	AT2	Cpm
Irx1	0	1.201019	0.714	0.038	0	AT2	Irx1
Acot7	0	1.195796	0.762	0.131	0	AT2	Acot7
Aqp51	0	1.186164	0.759	0.063	0	AT2	Aqp5

Npw1	0	1.171985	0.711	0.041	0	AT2	Npw
Acsl4	0	1.15238	0.786	0.138	0	AT2	Acsl4
Ces1d	0	1.130841	0.786	0.094	0	AT2	Ces1d
Abcd3	0	1.124859	0.779	0.113	0	AT2	Abcd3
Sdc11	0	1.111554	0.745	0.07	0	AT2	Sdc1
Cmtm8	0	1.108666	0.741	0.074	0	AT2	Cmtm8
Gde1	0	1.103574	0.836	0.201	0	AT2	Gde1
Cystm11	0	1.100407	0.793	0.099	0	AT2	Cystm1
Pi4k2b	0	1.097244	0.703	0.069	0	AT2	Pi4k2b
Lyz2	0	1.09223	1	0.905	0	AT2	Lyz2
Cox6a2	0	1.088574	0.606	0.034	0	AT2	Cox6a2
Oat	0	1.084545	0.826	0.212	0	AT2	Oat
Nupr1	0	1.071475	0.82	0.266	0	AT2	Nupr1
Mme	0	1.054607	0.645	0.03	0	AT2	Mme
Rgcc1	0	1.047068	0.708	0.142	0	AT2	Rgcc
Fgfr2	0	1.039314	0.627	0.045	0	AT2	Fgfr2
Mettl7a11	0	1.025054	0.806	0.152	0	AT2	Mettl7a1
Selenbp11	0	1.024766	0.739	0.124	0	AT2	Selenbp1
Prr15l1	0	1.023367	0.679	0.064	0	AT2	Prr15l
Smim6	0	1.022535	0.661	0.052	0	AT2	Smim6
Ang	0	1.008825	0.647	0.075	0	AT2	Ang
Phlda1	0	0.992664	0.666	0.149	0	AT2	Phlda1
Lcn2	0	0.986239	0.874	0.23	0	AT2	Lcn2
Slc12a2	0	0.971511	0.64	0.075	0	AT2	Slc12a2
Kcnj15	0	0.969014	0.628	0.046	0	AT2	Kcnj15
mt-Nd2	0	0.961642	0.999	0.938	0	AT2	mt-Nd2
Cd36	0	0.957142	0.924	0.276	0	AT2	Cd36
Cat	0	0.95433	0.808	0.24	0	AT2	Cat
Acoxl	0	0.917969	0.53	0.017	0	AT2	Acoxl
Tmem243	0	0.912104	0.727	0.146	0	AT2	Tmem243
Mlc1	0	0.911654	0.582	0.023	0	AT2	Mlc1
Enpep	0	0.90283	0.574	0.029	0	AT2	Enpep
Pmvk	0	0.897421	0.569	0.129	0	AT2	Pmvk
Tpm11	0	0.896635	0.734	0.139	0	AT2	Tpm1
Mecom1	0	0.895602	0.627	0.069	0	AT2	Mecom
H2afj	0	0.895519	0.972	0.663	0	AT2	H2afj
Rasl11a	0	0.884826	0.522	0.051	0	AT2	Rasl11a
Tspan11	0	0.883803	0.553	0.035	0	AT2	Tspan11
Bsg1	0	0.882368	0.952	0.517	0	AT2	Bsg
Snx25	0	0.880112	0.582	0.055	0	AT2	Snx25
Cd63	0	0.880008	0.908	0.279	0	AT2	Cd63
Slc39a81	0	0.878917	0.607	0.043	0	AT2	Slc39a8
Vamp81	0	0.878091	0.979	0.646	0	AT2	Vamp8
Exosc7	0	0.870221	0.652	0.111	0	AT2	Exosc7
Lrp2	0	0.866246	0.503	0.029	0	AT2	Lrp2
Cdh11	0	0.865632	0.696	0.118	0	AT2	Cdh1
Ccdc141	0	0.865172	0.529	0.034	0	AT2	Ccdc141

Acly	0	0.861067	0.749	0.233	0	AT2	Acly
Map1lc3a	0	0.860457	0.794	0.235	0	AT2	Map1lc3a
Secisbp2l	0	0.858262	0.671	0.149	0	AT2	Secisbp2l
Abhd2	0	0.853052	0.596	0.119	0	AT2	Abhd2
Adk	0	0.846638	0.636	0.106	0	AT2	Adk
Avpi1	0	0.833002	0.662	0.136	0	AT2	Avpi1
Gas61	0	0.831706	0.64	0.086	0	AT2	Gas6
Smim22	0	0.830855	0.605	0.068	0	AT2	Smim22
Cadm11	0	0.830372	0.626	0.084	0	AT2	Cadm1
Scp2	0	0.829776	0.95	0.61	0	AT2	Scp2
Ngfrap1	0	0.828397	0.669	0.143	0	AT2	Ngfrap1
Slco4c1	0	0.828018	0.529	0.03	0	AT2	Slco4c1
Ctnnb1	0	0.823738	0.853	0.372	0	AT2	Ctnnb1
Irx3	0	0.821837	0.547	0.045	0	AT2	Irx3
Irx2	0	0.819951	0.521	0.041	0	AT2	Irx2
Rbpjl	0	0.804288	0.505	0.023	0	AT2	Rbpjl
Me1	0	0.789767	0.52	0.048	0	AT2	Me1
Adgrf5	0	0.784616	0.781	0.129	0	AT2	Adgrf5
Iah1	0	0.783356	0.674	0.196	0	AT2	Iah1
Phldb21	0	0.780126	0.531	0.054	0	AT2	Phldb2
Fdps	0	0.777781	0.512	0.118	0	AT2	Fdps
Ppic1	0	0.776481	0.562	0.065	0	AT2	Ppic
Grb14	0	0.776339	0.502	0.041	0	AT2	Grb14
Ctsh	0	0.774194	0.932	0.597	0	AT2	Ctsh
Gstt1	0	0.768816	0.511	0.047	0	AT2	Gstt1
mt-Nd4l	0	0.766773	0.951	0.552	0	AT2	mt-Nd4l
Lrrk2	0	0.76352	0.571	0.099	0	AT2	Lrrk2
mt-Nd5	0	0.762989	0.96	0.628	0	AT2	mt-Nd5
Ldhb	0	0.756114	0.597	0.101	0	AT2	Ldhb
Lpin21	0	0.75424	0.591	0.117	0	AT2	Lpin2
Mal21	0	0.746274	0.541	0.061	0	AT2	Mal2
Neat11	0	0.743157	0.923	0.547	0	AT2	Neat1
Myh141	0	0.727866	0.511	0.057	0	AT2	Myh14
Cd200	0	0.726153	0.702	0.165	0	AT2	Cd200
Yae1d1	0	0.716073	0.52	0.077	0	AT2	Yae1d1
Clic31	0	0.707948	0.514	0.062	0	AT2	Clic3
Epcam	0	0.706427	0.585	0.109	0	AT2	Epcam
Hmgn1	0	0.701718	0.82	0.343	0	AT2	Hmgn1
Slc26a4	0	1.74124	0.777	0.029	0	AT2_Retnla	Slc26a4
Chia1	3.91E-247	2.280867	0.798	0.096	6.86E-243	AT2_Retnla	Chia1
Il331	1.14E-195	1.721239	0.912	0.159	2.01E-191	AT2_Retnla	Il33
Me11	3.19E-194	1.173644	0.839	0.128	5.60E-190	AT2_Retnla	Me1
Retnla	5.93E-193	3.595585	0.99	0.258	1.04E-188	AT2_Retnla	Retnla
Kcnj151	7.85E-177	1.330375	0.85	0.147	1.38E-172	AT2_Retnla	Kcnj15
Hc1	3.66E-161	1.695436	0.99	0.238	6.42E-157	AT2_Retnla	Hc
Muc11	1.53E-159	1.208531	0.964	0.202	2.69E-155	AT2_Retnla	Muc1
Lrp21	1.70E-158	0.968653	0.731	0.11	2.98E-154	AT2_Retnla	Lrp2

Clip4	2.58E-158	0.810361	0.679	0.094	4.54E-154	AT2_Retnla	Clip4
Gclc1	2.82E-148	1.541756	0.959	0.247	4.96E-144	AT2_Retnla	Gclc
Chil11	7.53E-147	1.955696	1	0.315	1.32E-142	AT2_Retnla	Chil1
Sfta21	6.22E-141	1.537581	0.995	0.261	1.09E-136	AT2_Retnla	Sfta2
Enpep1	7.44E-141	0.897676	0.736	0.124	1.31E-136	AT2_Retnla	Enpep
Atp11a1	3.35E-137	1.243665	0.979	0.257	5.88E-133	AT2_Retnla	Atp11a
Sftpd1	2.85E-134	1.783715	1	0.318	5.01E-130	AT2_Retnla	Sftpd
Cystm12	2.50E-133	1.142791	0.917	0.221	4.39E-129	AT2_Retnla	Cystm1
S100g1	2.24E-132	1.617816	0.979	0.271	3.94E-128	AT2_Retnla	S100g
Lamp31	5.50E-129	1.297537	0.99	0.246	9.65E-125	AT2_Retnla	Lamp3
Ptgs1	2.99E-128	0.898304	0.736	0.134	5.25E-124	AT2_Retnla	Ptgs1
Slco4c11	6.78E-128	0.811021	0.689	0.117	1.19E-123	AT2_Retnla	Slco4c1
Ppp1r14c1	1.19E-127	1.110311	0.933	0.218	2.09E-123	AT2_Retnla	Ppp1r14c
Gja1	3.52E-127	0.852112	0.611	0.093	6.17E-123	AT2_Retnla	Gja1
Mme1	4.33E-126	0.840205	0.751	0.138	7.60E-122	AT2_Retnla	Mme
Fasn1	3.77E-125	1.254322	0.948	0.247	6.62E-121	AT2_Retnla	Fasn
Atp1b11	1.86E-124	1.292297	0.995	0.294	3.27E-120	AT2_Retnla	Atp1b1
Egfl61	3.92E-124	0.883495	0.813	0.159	6.88E-120	AT2_Retnla	Egfl6
Lgi31	1.68E-123	0.972483	0.834	0.174	2.95E-119	AT2_Retnla	Lgi3
Acsl41	1.03E-122	1.238955	0.907	0.251	1.81E-118	AT2_Retnla	Acsl4
Prnp1	1.21E-120	1.064723	0.886	0.215	2.12E-116	AT2_Retnla	Prnp
Car2	1.35E-119	0.921037	0.653	0.114	2.36E-115	AT2_Retnla	Car2
Prrg3	9.10E-119	0.764809	0.637	0.106	1.60E-114	AT2_Retnla	Prrg3
Nkx2-12	9.99E-119	1.015172	0.87	0.204	1.75E-114	AT2_Retnla	Nkx2-1
Sgpp2	1.06E-118	0.70554	0.565	0.084	1.86E-114	AT2_Retnla	Sgpp2
Snx7	1.47E-118	0.730183	0.642	0.11	2.58E-114	AT2_Retnla	Snx7
Car81	1.18E-116	1.015932	0.881	0.207	2.07E-112	AT2_Retnla	Car8
Slc34a21	1.49E-116	1.561559	0.995	0.339	2.62E-112	AT2_Retnla	Slc34a2
Lcn21	1.93E-116	1.57695	1	0.343	3.39E-112	AT2_Retnla	Lcn2
Dram11	2.79E-116	1.024759	0.979	0.265	4.91E-112	AT2_Retnla	Dram1
Tspan111	3.95E-116	0.783071	0.694	0.126	6.94E-112	AT2_Retnla	Tspan11
Cxcl151	8.00E-116	1.65815	1	0.38	1.40E-111	AT2_Retnla	Cxcl15
Ppic2	5.73E-113	0.78119	0.756	0.151	1.01E-108	AT2_Retnla	Ppic
Mlc11	5.84E-113	0.701406	0.679	0.121	1.03E-108	AT2_Retnla	Mlc1
Ager2	9.79E-113	1.065571	0.953	0.267	1.72E-108	AT2_Retnla	Ager
Ptprf2	2.18E-112	1.017117	0.912	0.229	3.83E-108	AT2_Retnla	Ptprf
Cldn182	6.07E-112	1.072122	0.922	0.23	1.07E-107	AT2_Retnla	Cldn18
Etv51	2.00E-111	0.930727	0.86	0.195	3.51E-107	AT2_Retnla	Etv5
Wbp51	1.34E-110	1.335063	0.984	0.381	2.35E-106	AT2_Retnla	Wbp5
Sdc12	8.26E-110	0.81605	0.839	0.189	1.45E-105	AT2_Retnla	Sdc1
Lpcat11	2.92E-108	1.10778	0.99	0.289	5.12E-104	AT2_Retnla	Lpcat1
Pdzk1ip1	2.90E-105	0.719244	0.606	0.108	5.10E-101	AT2_Retnla	Pdzk1ip1
Prr15l2	3.11E-104	0.83116	0.772	0.172	5.47E-100	AT2_Retnla	Prr15l
Smim61	4.77E-104	0.850668	0.741	0.159	8.37E-100	AT2_Retnla	Smim6
Abcd31	5.04E-103	1.006565	0.86	0.23	8.84E-99	AT2_Retnla	Abcd3
Wfdc21	3.06E-101	1.342304	0.99	0.366	5.38E-97	AT2_Retnla	Wfdc2
Tgoln11	4.51E-101	1.160588	0.974	0.371	7.92E-97	AT2_Retnla	Tgoln1

Scd11	6.61E-101	1.535009	1	0.448	1.16E-96	AT2_Retnla Scd1
Sdc41	2.11E-98	0.987747	0.959	0.279	3.70E-94	AT2_Retnla Sdc4
C6	4.85E-97	0.719399	0.503	0.081	8.52E-93	AT2_Retnla C6
Npc21	6.56E-97	1.405989	1	0.804	1.15E-92	AT2_Retnla Npc2
Apoc11	1.07E-95	1.254446	0.725	0.17	1.87E-91	AT2_Retnla Apoc1
Smim221	2.81E-95	0.72992	0.736	0.162	4.94E-91	AT2_Retnla Smim22
Pi4k2b1	2.85E-95	0.811911	0.767	0.181	5.01E-91	AT2_Retnla Pi4k2b
Nkd1	1.17E-94	0.717558	0.663	0.134	2.05E-90	AT2_Retnla Nkd1
Alcam2	4.91E-94	1.060074	0.99	0.342	8.62E-90	AT2_Retnla Alcam
Slc12a21	4.96E-94	0.847607	0.751	0.174	8.72E-90	AT2_Retnla Slc12a2
Snx251	4.38E-91	0.725067	0.679	0.148	7.68E-87	AT2_Retnla Snx25
Abca31	1.26E-90	0.955237	0.922	0.288	2.21E-86	AT2_Retnla Abca3
Irx11	3.95E-90	0.755524	0.705	0.158	6.93E-86	AT2_Retnla Irx1
Spint22	5.91E-90	0.925005	0.959	0.309	1.04E-85	AT2_Retnla Spint2
Ank31	8.96E-90	0.729263	0.819	0.199	1.57E-85	AT2_Retnla Ank3
Sftpa11	4.53E-88	1.596285	1	0.647	7.96E-84	AT2_Retnla Sftpa1
Sftpb1	3.40E-87	1.394186	1	0.453	5.97E-83	AT2_Retnla Sftpb
Scd22	1.45E-85	0.921171	0.938	0.305	2.54E-81	AT2_Retnla Scd2
Serpinb6b1	2.88E-85	0.733848	0.715	0.167	5.05E-81	AT2_Retnla Serpinb6b
Aox3	2.32E-84	0.795487	0.554	0.111	4.07E-80	AT2_Retnla Aox3
Ngfrap11	1.92E-83	0.829144	0.813	0.234	3.37E-79	AT2_Retnla Ngfrap1
Cldn31	3.55E-82	0.761081	0.793	0.203	6.23E-78	AT2_Retnla Cldn3
Chchd101	1.26E-79	0.881713	0.964	0.351	2.21E-75	AT2_Retnla Chchd10
Avpi11	1.49E-78	0.781607	0.788	0.227	2.62E-74	AT2_Retnla Avpi1
Itih4	8.35E-78	0.757129	0.523	0.102	1.47E-73	AT2_Retnla Itih4
Atp8a11	4.03E-77	0.876323	0.927	0.322	7.07E-73	AT2_Retnla Atp8a1
Elovl11	6.20E-77	1.026799	0.938	0.369	1.09E-72	AT2_Retnla Elovl1
Rasl11a1	5.97E-76	0.795022	0.596	0.134	1.05E-71	AT2_Retnla Rasl11a
Lrrk21	7.04E-76	0.741201	0.705	0.181	1.24E-71	AT2_Retnla Lrrk2
Sftpc1	9.66E-76	1.444245	1	0.987	1.70E-71	AT2_Retnla Sftpc
Tmem2431	1.05E-74	0.817805	0.813	0.248	1.85E-70	AT2_Retnla Tmem243
Fdx11	2.79E-73	0.789306	0.72	0.204	4.91E-69	AT2_Retnla Fdx1
Cd2001	2.01E-72	0.769636	0.829	0.259	3.52E-68	AT2_Retnla Cd200
Clu	3.27E-71	0.755521	0.591	0.139	5.75E-67	AT2_Retnla Clu
Cd631	1.78E-70	0.912689	0.959	0.391	3.13E-66	AT2_Retnla Cd63
Socs21	1.55E-65	0.755312	0.798	0.259	2.72E-61	AT2_Retnla Socs2
Clic32	1.27E-64	0.702194	0.575	0.142	2.22E-60	AT2_Retnla Clic3
Zdhhc31	2.21E-63	0.764077	0.798	0.262	3.89E-59	AT2_Retnla Zdhhc3
Scp21	2.32E-62	0.881406	0.964	0.67	4.07E-58	AT2_Retnla Scp2
Mid1ip11	2.42E-62	0.838079	0.85	0.306	4.24E-58	AT2_Retnla Mid1ip1
H2afj1	3.18E-62	0.801391	0.99	0.718	5.58E-58	AT2_Retnla H2afj
Tmem30a	4.82E-60	0.806195	0.907	0.385	8.47E-56	AT2_Retnla Tmem30a
Bsg2	1.26E-59	0.80435	0.974	0.594	2.21E-55	AT2_Retnla Bsg
Gde11	3.76E-59	0.72109	0.85	0.314	6.60E-55	AT2_Retnla Gde1
Lrg1	1.12E-58	0.82399	0.813	0.288	1.97E-54	AT2_Retnla Lrg1
Ccnd1	1.76E-57	0.718876	0.658	0.195	3.09E-53	AT2_Retnla Ccnd1
Napsa1	2.05E-57	0.978975	0.959	0.534	3.59E-53	AT2_Retnla Napsa

Ctnnb11	3.33E-56	0.793508	0.933	0.457	5.86E-52	AT2_Retnla	Ctnnb1
Phlda11	9.35E-54	0.822042	0.725	0.24	1.64E-49	AT2_Retnla	Phlda1
Mt1	6.42E-45	0.943603	0.865	0.414	1.13E-40	AT2_Retnla	Mt1
Scgb3a2	0	3.916931	0.948	0.173	0	Club_cells	Scgb3a2
Cyp2f2	0	3.423249	0.99	0.155	0	Club_cells	Cyp2f2
Aldh1a1	0	2.13	0.913	0.068	0	Club_cells	Aldh1a1
Lypd2	0	1.600044	0.735	0.016	0	Club_cells	Lypd2
Cp	0	1.585971	0.854	0.033	0	Club_cells	Cp
Pigr	0	1.457145	0.783	0.021	0	Club_cells	Pigr
Sec14l31	0	1.226767	0.783	0.08	0	Club_cells	Sec14l3
Cldn10	0	1.201255	0.832	0.018	0	Club_cells	Cldn10
5330417C2	0	1.072984	0.848	0.075	0	Club_cells	5330417C22Rik
Tspan1	0	1.039529	0.812	0.061	0	Club_cells	Tspan1
Gsta3	0	1.032872	0.79	0.05	0	Club_cells	Gsta3
Gsta4	0	1.025365	0.841	0.085	0	Club_cells	Gsta4
Cxcl17	0	1.007045	0.725	0.06	0	Club_cells	Cxcl17
Gabrp	0	1.006791	0.761	0.006	0	Club_cells	Gabrp
Kcnk2	0	0.918675	0.718	0.026	0	Club_cells	Kcnk2
Aldh1a7	0	0.90987	0.761	0.089	0	Club_cells	Aldh1a7
Cckar	0	0.868396	0.738	0.014	0	Club_cells	Cckar
Gstm2	0	0.866869	0.751	0.045	0	Club_cells	Gstm2
Pon1	0	0.854077	0.621	0.042	0	Club_cells	Pon1
Gpx2	0	0.824329	0.722	0.022	0	Club_cells	Gpx2
Fxyd3	0	0.818875	0.531	0.015	0	Club_cells	Fxyd3
Slc16a11	0	0.798187	0.706	0.024	0	Club_cells	Slc16a11
Enah	0	0.773469	0.715	0.023	0	Club_cells	Enah
Cyp4b11	0	0.744038	0.773	0.076	0	Club_cells	Cyp4b1
Scnn1b1	0	0.726074	0.689	0.022	0	Club_cells	Scnn1b
Chad	0	0.710738	0.531	0.002	0	Club_cells	Chad
Tst	6.88E-280	0.818244	0.793	0.109	1.21E-275	Club_cells	Tst
Krt181	8.11E-280	0.832976	0.812	0.113	1.42E-275	Club_cells	Krt18
Krt81	1.39E-268	0.875123	0.78	0.111	2.43E-264	Club_cells	Krt8
Qsox1	1.40E-231	0.836138	0.696	0.097	2.46E-227	Club_cells	Qsox1
Ldhb1	7.41E-227	1.187047	0.854	0.181	1.30E-222	Club_cells	Ldhb
Selenbp12	6.07E-226	1.4217	0.935	0.226	1.07E-221	Club_cells	Selenbp1
Cbr21	2.07E-213	2.156304	0.997	0.423	3.64E-209	Club_cells	Cbr2
Wfdc22	3.81E-211	1.868381	1	0.361	6.69E-207	Club_cells	Wfdc2
Pgrmc11	8.20E-206	0.754715	0.796	0.14	1.44E-201	Club_cells	Pgrmc1
Ces1d1	1.55E-204	1.259303	0.9	0.21	2.72E-200	Club_cells	Ces1d
Scgb1a1	6.65E-193	4.32029	1	1	1.17E-188	Club_cells	Scgb1a1
Alas1	5.44E-192	0.74972	0.764	0.142	9.55E-188	Club_cells	Alas1
Por	1.11E-190	0.924513	0.871	0.199	1.95E-186	Club_cells	Por
Mecom2	3.72E-188	0.76422	0.828	0.16	6.53E-184	Club_cells	Mecom
Rasl11a2	2.21E-173	0.707853	0.712	0.128	3.88E-169	Club_cells	Rasl11a
Dcxr	1.95E-160	0.95473	0.835	0.229	3.42E-156	Club_cells	Dcxr
Prdx61	2.14E-156	1.475472	0.958	0.484	3.76E-152	Club_cells	Prdx6
Mgst1	1.17E-150	1.2937	0.981	0.536	2.05E-146	Club_cells	Mgst1

Cldn32	4.76E-150	0.7713	0.838	0.197	8.37E-146	Club_cells	Cldn3
Hp	4.26E-149	1.803058	0.971	0.526	7.48E-145	Club_cells	Hp
Gstm1	3.28E-143	1.09889	0.88	0.301	5.77E-139	Club_cells	Gstm1
Gsto1	6.61E-139	1.368537	0.848	0.252	1.16E-134	Club_cells	Gsto1
Cdh12	2.73E-137	0.739991	0.832	0.214	4.79E-133	Club_cells	Cdh1
Hes11	1.82E-130	1.033257	0.841	0.26	3.19E-126	Club_cells	Hes1
Retnla1	4.50E-126	3.068416	0.767	0.257	7.91E-122	Club_cells	Retnla
Cd24a	1.22E-118	0.986386	0.864	0.28	2.14E-114	Club_cells	Cd24a
Tmem176a	2.67E-111	0.763723	0.919	0.319	4.69E-107	Club_cells	Tmem176a
Nupr11	4.92E-111	0.937349	0.913	0.359	8.65E-107	Club_cells	Nupr1
Spint23	2.48E-104	0.711974	0.913	0.305	4.36E-100	Club_cells	Spint2
Cyb5a1	1.66E-83	0.771855	0.932	0.534	2.92E-79	Club_cells	Cyb5a
mt-Nd51	5.76E-60	0.92504	0.955	0.685	1.01E-55	Club_cells	mt-Nd5
mt-Nd4	5.63E-48	0.74487	0.997	0.964	9.88E-44	Club_cells	mt-Nd4
mt-Nd21	5.77E-43	0.794187	0.987	0.949	1.01E-38	Club_cells	mt-Nd2
mt-Nd4l1	7.51E-42	0.70007	0.919	0.621	1.32E-37	Club_cells	mt-Nd4l
Ccdc153	0	2.951874	1	0.021	0	Ciliated_cel	Ccdc153
1110017D1	0	2.751329	0.972	0.017	0	Ciliated_cel	1110017D15Rik
Dynlrb2	0	2.748478	0.982	0.053	0	Ciliated_cel	Dynlrb2
1700016K1	0	2.673224	0.986	0.014	0	Ciliated_cel	1700016K19Rik
Aldh1a11	0	2.617201	0.972	0.072	0	Ciliated_cel	Aldh1a1
Sec14l32	0	2.610413	0.991	0.081	0	Ciliated_cel	Sec14l3
Riiad1	0	2.535747	0.972	0.016	0	Ciliated_cel	Riiad1
Tmem212	0	2.439006	0.954	0.015	0	Ciliated_cel	Tmem212
Cyp2s1	0	2.421018	0.972	0.028	0	Ciliated_cel	Cyp2s1
AU040972	0	2.357872	0.742	0.01	0	Ciliated_cel	AU040972
1700007K1	0	2.318022	0.954	0.013	0	Ciliated_cel	1700007K13Rik
Fam183b	0	2.271218	0.935	0.015	0	Ciliated_cel	Fam183b
Foxj1	0	2.264009	0.959	0.018	0	Ciliated_cel	Foxj1
Hspa4l	0	2.241102	0.986	0.117	0	Ciliated_cel	Hspa4l
Rsph1	0	2.180542	0.931	0.015	0	Ciliated_cel	Rsph1
3300002A1	0	2.077803	0.894	0.011	0	Ciliated_cel	3300002A11Rik
Cfap126	0	2.040712	0.94	0.025	0	Ciliated_cel	Cfap126
Pcp4l1	0	1.983391	0.825	0.018	0	Ciliated_cel	Pcp4l1
Igfbp5	0	1.97349	0.949	0.033	0	Ciliated_cel	Igfbp5
Mlf1	0	1.921624	0.912	0.015	0	Ciliated_cel	Mlf1
Traf3ip1	0	1.910415	0.912	0.034	0	Ciliated_cel	Traf3ip1
Lrrc51	0	1.908859	0.894	0.029	0	Ciliated_cel	Lrrc51
Meig1	0	1.908386	0.889	0.014	0	Ciliated_cel	Meig1
Vpreb3	0	1.860314	0.926	0.104	0	Ciliated_cel	Vpreb3
Gm867	0	1.850751	0.866	0.01	0	Ciliated_cel	Gm867
Tm4sf11	0	1.841954	0.963	0.067	0	Ciliated_cel	Tm4sf1
Gm1673	0	1.834625	0.912	0.04	0	Ciliated_cel	Gm1673
Dnah5	0	1.833271	0.876	0.011	0	Ciliated_cel	Dnah5
Sntn	0	1.792907	0.866	0.01	0	Ciliated_cel	Sntn
Tmem107	0	1.770359	0.908	0.057	0	Ciliated_cel	Tmem107
Krt82	0	1.76589	0.926	0.113	0	Ciliated_cel	Krt8

Cetn4	0	1.73378	0.885	0.028	0	Ciliated_cel	Cetn4
Ccdc181	0	1.722649	0.899	0.044	0	Ciliated_cel	Ccdc181
BC051019	0	1.707714	0.889	0.011	0	Ciliated_cel	BC051019
Tspan12	0	1.703054	0.866	0.065	0	Ciliated_cel	Tspan1
Pifo	0	1.68676	0.889	0.012	0	Ciliated_cel	Pifo
Stmnd1	0	1.684628	0.871	0.01	0	Ciliated_cel	Stmnd1
Gm29538	0	1.681657	0.806	0.01	0	Ciliated_cel	Gm29538
Dmkn	0	1.679331	0.839	0.041	0	Ciliated_cel	Dmkn
Csrp2	0	1.67512	0.88	0.078	0	Ciliated_cel	Csrp2
Slc23a2	0	1.674399	0.889	0.083	0	Ciliated_cel	Slc23a2
Clic6	0	1.659009	0.843	0.024	0	Ciliated_cel	Clic6
Ctxn1	0	1.658529	0.871	0.016	0	Ciliated_cel	Ctxn1
Calml4	0	1.656682	0.797	0.014	0	Ciliated_cel	Calml4
1110004E0	0	1.650253	0.908	0.093	0	Ciliated_cel	1110004E09Rik
Bphl	0	1.622658	0.889	0.09	0	Ciliated_cel	Bphl
Dnah12	0	1.620166	0.834	0.013	0	Ciliated_cel	Dnah12
Cdhr3	0	1.618529	0.853	0.011	0	Ciliated_cel	Cdhr3
Tctex1d4	0	1.616939	0.857	0.012	0	Ciliated_cel	Tctex1d4
Spa17	0	1.613795	0.853	0.023	0	Ciliated_cel	Spa17
Smim5	0	1.60991	0.848	0.035	0	Ciliated_cel	Smim5
1700088E0	0	1.594703	0.843	0.019	0	Ciliated_cel	1700088E04Rik
2410004P0	0	1.578002	0.853	0.016	0	Ciliated_cel	2410004P03Rik
Lrrc23	0	1.575688	0.848	0.011	0	Ciliated_cel	Lrrc23
Hsph1	0	1.575644	0.843	0.083	0	Ciliated_cel	Hsph1
Cfap53	0	1.571029	0.797	0.012	0	Ciliated_cel	Cfap53
Trp53bp21	0	1.567042	0.866	0.071	0	Ciliated_cel	Trp53bp2
Efcab10	0	1.562637	0.765	0.008	0	Ciliated_cel	Efcab10
Cxcl171	0	1.550364	0.765	0.063	0	Ciliated_cel	Cxcl17
Map1b	0	1.546223	0.857	0.027	0	Ciliated_cel	Map1b
Dnali1	0	1.540209	0.843	0.011	0	Ciliated_cel	Dnali1
Ccdc113	0	1.535754	0.797	0.008	0	Ciliated_cel	Ccdc113
1700001C0	0	1.515666	0.816	0.009	0	Ciliated_cel	1700001C02Rik
Spag17	0	1.514753	0.839	0.009	0	Ciliated_cel	Spag17
Erich2	0	1.511501	0.825	0.016	0	Ciliated_cel	Erich2
1700026L0	0	1.510235	0.82	0.029	0	Ciliated_cel	1700026L06Rik
Fam161a	0	1.489885	0.829	0.015	0	Ciliated_cel	Fam161a
Plcb3	0	1.48161	0.848	0.052	0	Ciliated_cel	Plcb3
Kif21a	0	1.473335	0.774	0.03	0	Ciliated_cel	Kif21a
Nme5	0	1.472774	0.783	0.01	0	Ciliated_cel	Nme5
Cep83	0	1.469048	0.843	0.069	0	Ciliated_cel	Cep83
Ift43	0	1.454782	0.816	0.06	0	Ciliated_cel	Ift43
2610028H2	0	1.452483	0.825	0.045	0	Ciliated_cel	2610028H24Rik
Dnah6	0	1.431416	0.829	0.011	0	Ciliated_cel	Dnah6
Fhad1	0	1.429825	0.829	0.019	0	Ciliated_cel	Fhad1
Wdr66	0	1.429175	0.82	0.013	0	Ciliated_cel	Wdr66
Anxa8	0	1.427981	0.783	0.014	0	Ciliated_cel	Anxa8
4833427G0	0	1.419079	0.82	0.008	0	Ciliated_cel	4833427G06Rik

Enkur	0	1.400874	0.788	0.014	0	Ciliated_cel	Enkur
Cdhr4	0	1.400664	0.76	0.009	0	Ciliated_cel	Cdhr4
Odf3b	0	1.392888	0.797	0.009	0	Ciliated_cel	Odf3b
Chchd6	0	1.392696	0.82	0.048	0	Ciliated_cel	Chchd6
Arhgdig	0	1.38396	0.76	0.012	0	Ciliated_cel	Arhgdig
Dnaja4	0	1.375271	0.793	0.048	0	Ciliated_cel	Dnaja4
Cfap206	0	1.374155	0.742	0.009	0	Ciliated_cel	Cfap206
Dusp14	0	1.374052	0.756	0.022	0	Ciliated_cel	Dusp14
Cfap43	0	1.370231	0.802	0.049	0	Ciliated_cel	Cfap43
Capsl	0	1.369895	0.76	0.018	0	Ciliated_cel	Capsl
Osbpl61	0	1.367588	0.765	0.026	0	Ciliated_cel	Osbpl6
Mns1	0	1.361735	0.779	0.02	0	Ciliated_cel	Mns1
Ccdc78	0	1.360434	0.742	0.011	0	Ciliated_cel	Ccdc78
Ccdc39	0	1.358699	0.76	0.01	0	Ciliated_cel	Ccdc39
Cfap77	0	1.358384	0.756	0.01	0	Ciliated_cel	Cfap77
Ccdc108	0	1.357032	0.733	0.01	0	Ciliated_cel	Ccdc108
Tekt1	0	1.355282	0.724	0.008	0	Ciliated_cel	Tekt1
Agr3	0	1.351756	0.756	0.007	0	Ciliated_cel	Agr3
Enah1	0	1.348443	0.802	0.026	0	Ciliated_cel	Enah
Ubxn10	0	1.346414	0.779	0.009	0	Ciliated_cel	Ubxn10
Ccdc17	0	1.334845	0.756	0.019	0	Ciliated_cel	Ccdc17
Mapk15	0	1.333042	0.779	0.009	0	Ciliated_cel	Mapk15
Spef2	0	1.322131	0.779	0.013	0	Ciliated_cel	Spef2
Ppil6	0	1.315485	0.756	0.012	0	Ciliated_cel	Ppil6
Cyp2b101	0	1.311871	0.76	0.073	0	Ciliated_cel	Cyp2b10
Prom1	0	1.308163	0.714	0.023	0	Ciliated_cel	Prom1
Ccdc146	0	1.306113	0.724	0.023	0	Ciliated_cel	Ccdc146
D430036J1	0	1.303817	0.719	0.009	0	Ciliated_cel	D430036J16Rik
Gipc21	0	1.303372	0.774	0.038	0	Ciliated_cel	Gipc2
Cdc14a	0	1.30022	0.779	0.068	0	Ciliated_cel	Cdc14a
Wdr60	0	1.289025	0.751	0.025	0	Ciliated_cel	Wdr60
Spag6l	0	1.285241	0.71	0.008	0	Ciliated_cel	Spag6l
Cyb561	0	1.282045	0.857	0.092	0	Ciliated_cel	Cyb561
Cfap45	0	1.274032	0.747	0.014	0	Ciliated_cel	Cfap45
Zc2hc1a	0	1.266168	0.76	0.057	0	Ciliated_cel	Zc2hc1a
Prr18	0	1.264824	0.71	0.011	0	Ciliated_cel	Prr18
Hspa2	0	1.263945	0.719	0.024	0	Ciliated_cel	Hspa2
Rsph9	0	1.260147	0.7	0.024	0	Ciliated_cel	Rsph9
Fam216a	0	1.259935	0.747	0.042	0	Ciliated_cel	Fam216a
Lrrc10b	0	1.255732	0.71	0.012	0	Ciliated_cel	Lrrc10b
Cep126	0	1.250249	0.724	0.01	0	Ciliated_cel	Cep126
Drc1	0	1.242847	0.705	0.009	0	Ciliated_cel	Drc1
Cdkn1c	0	1.242196	0.525	0.029	0	Ciliated_cel	Cdkn1c
1700024G1	0	1.239121	0.65	0.007	0	Ciliated_cel	1700024G13Rik
Ccpg1os	0	1.230489	0.724	0.036	0	Ciliated_cel	Ccpg1os
Wdr78	0	1.21998	0.705	0.014	0	Ciliated_cel	Wdr78
Ak7	0	1.212266	0.733	0.008	0	Ciliated_cel	Ak7

Saxo2	0	1.211495	0.7	0.01	0	Ciliated_cel	Saxo2
1700001L1	0	1.207418	0.691	0.009	0	Ciliated_cel	1700001L19Rik
Rabl2	0	1.207173	0.733	0.021	0	Ciliated_cel	Rabl2
Fam213a	0	1.205959	0.779	0.078	0	Ciliated_cel	Fam213a
Bok	0	1.20438	0.76	0.016	0	Ciliated_cel	Bok
Iqca	0	1.200809	0.742	0.007	0	Ciliated_cel	Iqca
Fbxo36	0	1.196056	0.659	0.024	0	Ciliated_cel	Fbxo36
Fam216b	0	1.193336	0.7	0.007	0	Ciliated_cel	Fam216b
Dusp18	0	1.191696	0.76	0.061	0	Ciliated_cel	Dusp18
Fam92b	0	1.187955	0.733	0.008	0	Ciliated_cel	Fam92b
Dnah9	0	1.186578	0.696	0.008	0	Ciliated_cel	Dnah9
Efcab1	0	1.185587	0.7	0.008	0	Ciliated_cel	Efcab1
Lrrc48	0	1.18475	0.687	0.008	0	Ciliated_cel	Lrrc48
Spef1	0	1.179119	0.737	0.034	0	Ciliated_cel	Spef1
Cfap44	0	1.17646	0.737	0.008	0	Ciliated_cel	Cfap44
Cfap69	0	1.1721	0.659	0.014	0	Ciliated_cel	Cfap69
Ift74	0	1.169928	0.71	0.032	0	Ciliated_cel	Ift74
Prr29	0	1.158789	0.677	0.009	0	Ciliated_cel	Prr29
Hydin	0	1.157812	0.687	0.007	0	Ciliated_cel	Hydin
B9d1	0	1.14266	0.687	0.025	0	Ciliated_cel	B9d1
Rsph4a	0	1.133507	0.696	0.007	0	Ciliated_cel	Rsph4a
Ccdc40	0	1.126261	0.696	0.008	0	Ciliated_cel	Ccdc40
Ddr1	0	1.122198	0.673	0.035	0	Ciliated_cel	Ddr1
Fam47e	0	1.118735	0.71	0.008	0	Ciliated_cel	Fam47e
Cfap100	0	1.115039	0.659	0.008	0	Ciliated_cel	Cfap100
Ift172	0	1.111582	0.668	0.042	0	Ciliated_cel	Ift172
Ift81	0	1.097505	0.719	0.036	0	Ciliated_cel	Ift81
Cep290	0	1.095661	0.664	0.035	0	Ciliated_cel	Cep290
Nek5	0	1.095342	0.659	0.01	0	Ciliated_cel	Nek5
Stk33	0	1.095289	0.65	0.007	0	Ciliated_cel	Stk33
Gpx21	0	1.093808	0.682	0.027	0	Ciliated_cel	Gpx2
Lrrc74b	0	1.093034	0.613	0.008	0	Ciliated_cel	Lrrc74b
Cfap161	0	1.087501	0.668	0.008	0	Ciliated_cel	Cfap161
Iqcg	0	1.062461	0.645	0.008	0	Ciliated_cel	Iqcg
Aebp1	0	1.06041	0.687	0.034	0	Ciliated_cel	Aebp1
Bbof1	0	1.056269	0.645	0.007	0	Ciliated_cel	Bbof1
Zmynd10	0	1.05069	0.659	0.012	0	Ciliated_cel	Zmynd10
Ttll3	0	1.045507	0.687	0.037	0	Ciliated_cel	Ttll3
Dync2h1	0	1.041656	0.618	0.025	0	Ciliated_cel	Dync2h1
Rsph10b	0	1.02955	0.618	0.008	0	Ciliated_cel	Rsph10b
9530053A0	0	1.025766	0.618	0.007	0	Ciliated_cel	9530053A07Rik
Phtf1	0	1.020949	0.659	0.043	0	Ciliated_cel	Phtf1
Lrriq1	0	1.014291	0.618	0.006	0	Ciliated_cel	Lrriq1
Fhdc1	0	1.012426	0.618	0.042	0	Ciliated_cel	Fhdc1
Fank1	0	1.010306	0.627	0.006	0	Ciliated_cel	Fank1
Fsd1l	0	1.010223	0.594	0.021	0	Ciliated_cel	Fsd1l
Spag16	0	1.009981	0.613	0.008	0	Ciliated_cel	Spag16

Vwa3a	0	1.008506	0.627	0.008	0	Ciliated_cel	Vwa3a
Kcnmb2	0	1.00732	0.641	0.013	0	Ciliated_cel	Kcnmb2
Dnaic2	0	1.002238	0.664	0.007	0	Ciliated_cel	Dnaic2
Ccdc30	0	0.994884	0.622	0.009	0	Ciliated_cel	Ccdc30
Lca5	0	0.987802	0.627	0.014	0	Ciliated_cel	Lca5
Dcdc2a	0	0.981962	0.613	0.007	0	Ciliated_cel	Dcdc2a
Ppp1r36	0	0.98187	0.558	0.007	0	Ciliated_cel	Ppp1r36
Sox2	0	0.981735	0.608	0.014	0	Ciliated_cel	Sox2
Fam81b	0	0.977259	0.604	0.005	0	Ciliated_cel	Fam81b
Syt5	0	0.977123	0.576	0.007	0	Ciliated_cel	Syt5
Ttc39a	0	0.970434	0.608	0.023	0	Ciliated_cel	Ttc39a
Pih1d2	0	0.968003	0.599	0.011	0	Ciliated_cel	Pih1d2
Dnah10	0	0.967032	0.553	0.008	0	Ciliated_cel	Dnah10
Ift88	0	0.965486	0.585	0.021	0	Ciliated_cel	Ift88
Dnah3	0	0.962621	0.571	0.006	0	Ciliated_cel	Dnah3
Wdr63	0	0.961911	0.567	0.006	0	Ciliated_cel	Wdr63
Akap14	0	0.960149	0.585	0.007	0	Ciliated_cel	Akap14
Elmod1	0	0.937448	0.553	0.007	0	Ciliated_cel	Elmod1
Rpgrip1l	0	0.931419	0.594	0.018	0	Ciliated_cel	Rpgrip1l
Myb	0	0.926384	0.585	0.013	0	Ciliated_cel	Myb
Fhit	0	0.919957	0.544	0.012	0	Ciliated_cel	Fhit
Oscp1	0	0.917189	0.585	0.017	0	Ciliated_cel	Oscp1
Ldlrad1	0	0.914628	0.558	0.006	0	Ciliated_cel	Ldlrad1
Dnah7a	0	0.914021	0.548	0.005	0	Ciliated_cel	Dnah7a
Ccdc191	0	0.913907	0.618	0.036	0	Ciliated_cel	Ccdc191
Ttc21a	0	0.912518	0.571	0.006	0	Ciliated_cel	Ttc21a
Mak	0	0.910947	0.581	0.021	0	Ciliated_cel	Mak
Ulk4	0	0.91084	0.553	0.009	0	Ciliated_cel	Ulk4
Fam167a	0	0.907538	0.599	0.013	0	Ciliated_cel	Fam167a
Uckl1os	0	0.906725	0.581	0.009	0	Ciliated_cel	Uckl1os
Tekt4	0	0.900196	0.558	0.007	0	Ciliated_cel	Tekt4
Cmbl	0	0.898316	0.562	0.023	0	Ciliated_cel	Cmbl
Erich3	0	0.897331	0.539	0.007	0	Ciliated_cel	Erich3
Cfap54	0	0.894243	0.576	0.007	0	Ciliated_cel	Cfap54
Eno4	0	0.89363	0.553	0.007	0	Ciliated_cel	Eno4
Ttc25	0	0.891606	0.59	0.011	0	Ciliated_cel	Ttc25
Usp2	0	0.887538	0.567	0.021	0	Ciliated_cel	Usp2
Nek1	0	0.88665	0.608	0.03	0	Ciliated_cel	Nek1
Fam13a	0	0.877714	0.571	0.032	0	Ciliated_cel	Fam13a
Sema3e1	0	0.875894	0.539	0.023	0	Ciliated_cel	Sema3e
Acsl3	0	0.872054	0.618	0.035	0	Ciliated_cel	Acsl3
Ttc29	0	0.870973	0.571	0.006	0	Ciliated_cel	Ttc29
Ttc16	0	0.87007	0.539	0.006	0	Ciliated_cel	Ttc16
Spata24	0	0.859265	0.562	0.021	0	Ciliated_cel	Spata24
Lrrc36	0	0.852758	0.512	0.007	0	Ciliated_cel	Lrrc36
Hmgcs2	0	0.839739	0.507	0.01	0	Ciliated_cel	Hmgcs2
6820408C1	0	0.839459	0.525	0.006	0	Ciliated_cel	6820408C15Rik

Itpka	0	0.838787	0.521	0.007	0	Ciliated_cel	Itpka
1700007G1	0	0.83878	0.516	0.005	0	Ciliated_cel	1700007G11Rik
Ankrd65	0	0.829983	0.516	0.005	0	Ciliated_cel	Ankrd65
Fhl11	0	0.829176	0.585	0.037	0	Ciliated_cel	Fhl1
Ubxn11	0	0.826952	0.521	0.022	0	Ciliated_cel	Ubxn11
Dnajb13	0	0.825098	0.53	0.018	0	Ciliated_cel	Dnajb13
Fam166b	0	0.82496	0.512	0.005	0	Ciliated_cel	Fam166b
Kif9	0	0.820082	0.581	0.033	0	Ciliated_cel	Kif9
Maats1	0	0.817918	0.562	0.007	0	Ciliated_cel	Maats1
Ttc30b	0	0.814466	0.525	0.018	0	Ciliated_cel	Ttc30b
Fam179a	0	0.813951	0.558	0.02	0	Ciliated_cel	Fam179a
Ttc12	0	0.811143	0.521	0.009	0	Ciliated_cel	Ttc12
Agbl2	0	0.810504	0.516	0.007	0	Ciliated_cel	Agbl2
Cfap52	0	0.806573	0.516	0.006	0	Ciliated_cel	Cfap52
Wdr19	0	0.804625	0.507	0.014	0	Ciliated_cel	Wdr19
Lrrc34	0	0.803547	0.553	0.006	0	Ciliated_cel	Lrrc34
D630024D(	0	0.795261	0.502	0.012	0	Ciliated_cel	D630024D03Rik
1700029J0	0	0.793599	0.553	0.01	0	Ciliated_cel	1700029J07Rik
Nphp1	0	0.791551	0.53	0.02	0	Ciliated_cel	Nphp1
Fam149a	0	0.791346	0.544	0.025	0	Ciliated_cel	Fam149a
Smkr-ps	0	0.791242	0.507	0.016	0	Ciliated_cel	Smkr-ps
Arhgef28	0	0.781573	0.521	0.029	0	Ciliated_cel	Arhgef28
Dzip1l	0	0.77083	0.516	0.01	0	Ciliated_cel	Dzip1l
Wdr34	0	0.770134	0.512	0.019	0	Ciliated_cel	Wdr34
Rfx3	0	0.768429	0.516	0.028	0	Ciliated_cel	Rfx3
4430402I1	0	0.7672	0.502	0.01	0	Ciliated_cel	4430402I18Rik
Dnal1	0	0.761185	0.507	0.016	0	Ciliated_cel	Dnal1
Zfp474	0	0.760492	0.502	0.005	0	Ciliated_cel	Zfp474
Tmprss2	0	0.751744	0.512	0.027	0	Ciliated_cel	Tmprss2
Zdhhc1	0	0.739461	0.553	0.034	0	Ciliated_cel	Zdhhc1
Lrrc45	9.20E-305	0.851115	0.618	0.046	1.62E-300	Ciliated_cel	Lrrc45
Tcea3	9.50E-305	1.585363	0.908	0.121	1.67E-300	Ciliated_cel	Tcea3
Mapre3	1.14E-304	0.905864	0.618	0.047	1.99E-300	Ciliated_cel	Mapre3
Ccdc180	1.21E-302	0.967765	0.613	0.045	2.13E-298	Ciliated_cel	Ccdc180
Akip1	3.46E-295	0.997394	0.641	0.052	6.07E-291	Ciliated_cel	Akip1
4931406C0	1.31E-292	1.368243	0.733	0.074	2.29E-288	Ciliated_cel	4931406C07Rik
Fam84b	1.65E-290	1.29096	0.811	0.093	2.91E-286	Ciliated_cel	Fam84b
Strbp	2.51E-289	1.223974	0.783	0.084	4.41E-285	Ciliated_cel	Strbp
Kif3a	3.24E-288	0.749125	0.525	0.034	5.69E-284	Ciliated_cel	Kif3a
Jag1	3.51E-285	0.998427	0.608	0.049	6.17E-281	Ciliated_cel	Jag1
Kifap3	5.56E-283	0.974993	0.696	0.065	9.77E-279	Ciliated_cel	Kifap3
Pdgfa1	5.12E-276	1.049409	0.756	0.079	8.99E-272	Ciliated_cel	Pdgfa
1110032A0	1.56E-272	1.166333	0.737	0.079	2.74E-268	Ciliated_cel	1110032A03Rik
Cry2	2.21E-272	0.730333	0.53	0.037	3.88E-268	Ciliated_cel	Cry2
Dync2li1	3.70E-271	0.964013	0.631	0.056	6.50E-267	Ciliated_cel	Dync2li1
Cbx6	5.68E-270	1.274705	0.834	0.106	9.97E-266	Ciliated_cel	Cbx6
Cyp4b12	5.14E-269	0.985394	0.77	0.08	9.02E-265	Ciliated_cel	Cyp4b1

Eml2	3.17E-264	1.116349	0.737	0.082	5.57E-260	Ciliated_cel	Eml2
Serpine2	1.55E-263	1.032911	0.719	0.076	2.72E-259	Ciliated_cel	Serpine2
Ift22	2.06E-263	0.929738	0.668	0.064	3.61E-259	Ciliated_cel	Ift22
Wdyhv1	6.05E-260	0.915636	0.636	0.058	1.06E-255	Ciliated_cel	Wdyhv1
Ift57	4.38E-251	0.970702	0.641	0.062	7.69E-247	Ciliated_cel	Ift57
Cyp2f21	1.23E-250	2.042558	0.935	0.161	2.16E-246	Ciliated_cel	Cyp2f2
Morn2	2.12E-249	0.881736	0.59	0.052	3.72E-245	Ciliated_cel	Morn2
Plekhb1	8.06E-248	1.127655	0.76	0.093	1.42E-243	Ciliated_cel	Plekhb1
Tst1	1.55E-246	1.301533	0.82	0.112	2.72E-242	Ciliated_cel	Tst
Smco4	2.29E-244	1.119274	0.733	0.085	4.02E-240	Ciliated_cel	Smco4
Dpcd	6.52E-244	1.42089	0.871	0.138	1.14E-239	Ciliated_cel	Dpcd
Tmem216	1.19E-243	0.773153	0.539	0.044	2.09E-239	Ciliated_cel	Tmem216
Dnajb2	8.41E-243	1.122949	0.728	0.085	1.48E-238	Ciliated_cel	Dnajb2
Hmgn3	6.63E-242	0.817605	0.585	0.052	1.16E-237	Ciliated_cel	Hmgn3
Slc39a41	2.80E-240	1.017594	0.618	0.061	4.92E-236	Ciliated_cel	Slc39a4
Elof1	1.59E-237	2.560472	0.991	0.238	2.79E-233	Ciliated_cel	Elof1
Aldh3b1	7.03E-235	1.662293	0.88	0.152	1.23E-230	Ciliated_cel	Aldh3b1
Mycbp	4.14E-232	1.504398	0.866	0.146	7.27E-228	Ciliated_cel	Mycbp
Cds1	2.78E-231	0.847487	0.608	0.06	4.88E-227	Ciliated_cel	Cds1
Ascc1	6.62E-231	1.251108	0.747	0.098	1.16E-226	Ciliated_cel	Ascc1
Cfap36	7.04E-231	1.149162	0.783	0.107	1.24E-226	Ciliated_cel	Cfap36
4933434E2	9.64E-231	2.035804	0.94	0.194	1.69E-226	Ciliated_cel	4933434E20Rik
Nudt4	3.34E-226	1.45703	0.871	0.143	5.86E-222	Ciliated_cel	Nudt4
Appl2	1.54E-225	1.063592	0.65	0.071	2.71E-221	Ciliated_cel	Appl2
Gstm21	3.35E-224	0.740594	0.567	0.052	5.88E-220	Ciliated_cel	Gstm2
Cldn7	2.42E-219	1.21678	0.843	0.134	4.25E-215	Ciliated_cel	Cldn7
Igf1r1	1.89E-217	0.969518	0.668	0.075	3.31E-213	Ciliated_cel	Igf1r
Endog	6.10E-215	0.999559	0.654	0.077	1.07E-210	Ciliated_cel	Endog
Dalrd3	5.47E-214	1.035195	0.728	0.095	9.61E-210	Ciliated_cel	Dalrd3
Sco2	4.98E-212	0.837001	0.562	0.055	8.75E-208	Ciliated_cel	Sco2
Cd24a1	9.28E-212	2.649566	0.995	0.282	1.63E-207	Ciliated_cel	Cd24a
Gpx8	2.11E-210	1.062397	0.705	0.092	3.70E-206	Ciliated_cel	Gpx8
Tuba1a	9.57E-210	2.217883	0.991	0.257	1.68E-205	Ciliated_cel	Tuba1a
Rfk	1.91E-208	1.456631	0.894	0.174	3.35E-204	Ciliated_cel	Rfk
Cfap20	2.66E-207	1.21399	0.862	0.15	4.66E-203	Ciliated_cel	Cfap20
Smim222	4.63E-204	1.397856	0.862	0.159	8.12E-200	Ciliated_cel	Smim22
Ift46	1.42E-202	0.800262	0.594	0.064	2.49E-198	Ciliated_cel	Ift46
Cep164	4.96E-202	0.864395	0.65	0.078	8.71E-198	Ciliated_cel	Cep164
Pgrmc12	1.30E-199	1.212769	0.848	0.144	2.28E-195	Ciliated_cel	Pgrmc1
Crim1	9.76E-199	0.761823	0.562	0.057	1.71E-194	Ciliated_cel	Crim1
Tns3	6.35E-198	1.101971	0.783	0.123	1.11E-193	Ciliated_cel	Tns3
Tppp31	5.15E-196	2.793293	1	0.324	9.04E-192	Ciliated_cel	Tppp3
Arhgap18	2.49E-194	0.938689	0.664	0.085	4.38E-190	Ciliated_cel	Arhgap18
Mcee	2.64E-194	1.343612	0.871	0.17	4.64E-190	Ciliated_cel	Mcee
B230118H0	2.42E-191	0.709909	0.521	0.052	4.25E-187	Ciliated_cel	B230118H07Rik
Crip21	5.60E-191	1.710037	1	0.271	9.84E-187	Ciliated_cel	Crip2
Hdc	6.45E-189	1.4708	0.903	0.182	1.13E-184	Ciliated_cel	Hdc

Lsm14b	6.57E-189	0.713225	0.507	0.05	1.15E-184	Ciliated_cel	Lsm14b
Ift27	1.35E-188	0.947255	0.631	0.08	2.37E-184	Ciliated_cel	Ift27
4930402H2	4.70E-188	0.810098	0.594	0.069	8.26E-184	Ciliated_cel	4930402H24Rik
Myh142	5.04E-188	1.086716	0.802	0.133	8.85E-184	Ciliated_cel	Myh14
Ces1d2	7.44E-186	1.651431	0.945	0.214	1.31E-181	Ciliated_cel	Ces1d
Odc1	4.05E-185	1.166753	0.783	0.134	7.10E-181	Ciliated_cel	Odc1
Cspp1	5.36E-183	1.249678	0.853	0.163	9.41E-179	Ciliated_cel	Cspp1
Cldn33	3.15E-181	1.443392	0.922	0.2	5.53E-177	Ciliated_cel	Cldn3
Cd55	1.79E-179	1.011658	0.779	0.125	3.15E-175	Ciliated_cel	Cd55
Gstm11	2.06E-179	1.974231	0.977	0.303	3.61E-175	Ciliated_cel	Gstm1
Foxa2	1.48E-178	0.904814	0.659	0.092	2.59E-174	Ciliated_cel	Foxa2
Msi2	3.97E-178	1.073546	0.774	0.13	6.97E-174	Ciliated_cel	Msi2
Prkcz1	7.11E-178	0.78277	0.576	0.069	1.25E-173	Ciliated_cel	Prkcz
Hipk3	2.07E-177	1.053172	0.765	0.13	3.64E-173	Ciliated_cel	Hipk3
Pcbd1	3.22E-177	0.752196	0.516	0.055	5.66E-173	Ciliated_cel	Pcbd1
Chchd102	3.41E-177	2.2729	0.991	0.35	5.98E-173	Ciliated_cel	Chchd10
Adck4	4.40E-177	0.791761	0.654	0.089	7.73E-173	Ciliated_cel	Adck4
Syne1	9.48E-177	0.874402	0.664	0.091	1.67E-172	Ciliated_cel	Syne1
Tubb4b	6.73E-176	2.248211	0.986	0.353	1.18E-171	Ciliated_cel	Tubb4b
Alas11	3.66E-172	1.269334	0.779	0.145	6.42E-168	Ciliated_cel	Alas1
Ppp1r16a	2.43E-171	0.790332	0.622	0.083	4.27E-167	Ciliated_cel	Ppp1r16a
Casz1	3.52E-171	0.861932	0.627	0.084	6.19E-167	Ciliated_cel	Casz1
Nudc	5.91E-170	1.658146	0.959	0.3	1.04E-165	Ciliated_cel	Nudc
Med31	2.52E-169	0.955269	0.65	0.095	4.43E-165	Ciliated_cel	Med31
Cdh13	8.39E-169	1.338207	0.908	0.217	1.47E-164	Ciliated_cel	Cdh1
Mt2	2.85E-168	1.23031	0.641	0.089	5.01E-164	Ciliated_cel	Mt2
Pla2g16	3.33E-167	1.246958	0.843	0.178	5.85E-163	Ciliated_cel	Pla2g16
Tspan3	8.43E-167	0.810596	0.636	0.088	1.48E-162	Ciliated_cel	Tspan3
Slc25a17	5.60E-166	1.045926	0.696	0.113	9.84E-162	Ciliated_cel	Slc25a17
Akap9	1.13E-161	1.273521	0.88	0.21	1.98E-157	Ciliated_cel	Akap9
Odf2	1.96E-160	0.73788	0.581	0.076	3.43E-156	Ciliated_cel	Odf2
Mrps17	6.90E-160	1.27333	0.908	0.231	1.21E-155	Ciliated_cel	Mrps17
Lpgat1	3.01E-159	0.805966	0.645	0.095	5.28E-155	Ciliated_cel	Lpgat1
Gsn	4.24E-159	1.701453	0.968	0.334	7.45E-155	Ciliated_cel	Gsn
Cetn2	8.79E-159	1.374385	0.889	0.226	1.54E-154	Ciliated_cel	Cetn2
Net1	2.03E-156	1.038888	0.774	0.148	3.56E-152	Ciliated_cel	Net1
Krt182	6.15E-156	1.047268	0.7	0.119	1.08E-151	Ciliated_cel	Krt18
Nebl1	3.04E-155	0.703512	0.53	0.065	5.34E-151	Ciliated_cel	Nebl
PISD	7.48E-154	1.560866	0.972	0.336	1.31E-149	Ciliated_cel	PISD
Cbr22	3.55E-152	2.107527	1	0.427	6.23E-148	Ciliated_cel	Cbr2
Arl3	1.77E-150	1.039138	0.756	0.151	3.10E-146	Ciliated_cel	Arl3
Serf1	3.42E-150	0.86509	0.618	0.095	6.01E-146	Ciliated_cel	Serf1
D430042O(	8.95E-150	0.705818	0.539	0.07	1.57E-145	Ciliated_cel	D430042O09Rik
Hsp90aa11	2.85E-149	2.442647	1	0.579	5.00E-145	Ciliated_cel	Hsp90aa1
Cald1	5.02E-147	0.717693	0.641	0.097	8.81E-143	Ciliated_cel	Cald1
Srsf10	2.13E-145	1.168734	0.889	0.234	3.74E-141	Ciliated_cel	Srsf10
Ruvbl2	1.56E-142	0.73931	0.548	0.075	2.74E-138	Ciliated_cel	Ruvbl2

Plet1	4.91E-141	0.821051	0.843	0.156	8.62E-137	Ciliated_cel	Plet1
Scnn1a1	3.43E-140	0.965065	0.7	0.132	6.03E-136	Ciliated_cel	Scnn1a
Gsta41	6.40E-140	0.84951	0.599	0.093	1.12E-135	Ciliated_cel	Gsta4
Gclm	1.09E-137	0.821593	0.705	0.131	1.91E-133	Ciliated_cel	Gclm
Dynlt1f	3.39E-137	0.72452	0.558	0.081	5.96E-133	Ciliated_cel	Dynlt1f
Dgcr6	6.73E-136	0.879439	0.65	0.115	1.18E-131	Ciliated_cel	Dgcr6
Tbcel	1.72E-135	0.83198	0.581	0.092	3.03E-131	Ciliated_cel	Tbcel
Gstz1	3.42E-135	0.713704	0.521	0.073	6.00E-131	Ciliated_cel	Gstz1
Lztfl1	6.78E-135	0.774702	0.613	0.1	1.19E-130	Ciliated_cel	Lztfl1
Dpy30	1.48E-134	1.187407	0.894	0.263	2.60E-130	Ciliated_cel	Dpy30
Dnal4	1.68E-134	0.7232	0.512	0.071	2.95E-130	Ciliated_cel	Dnal4
Spint24	1.73E-134	1.300455	0.968	0.308	3.03E-130	Ciliated_cel	Spint2
Tsc22d1	5.30E-133	1.181957	0.871	0.233	9.30E-129	Ciliated_cel	Tsc22d1
Rabgap1l1	1.23E-132	0.991274	0.811	0.183	2.17E-128	Ciliated_cel	Rabgap1l
Dynll1	4.45E-132	1.627589	1	0.788	7.82E-128	Ciliated_cel	Dynll1
Stip1	1.98E-131	0.964796	0.719	0.144	3.48E-127	Ciliated_cel	Stip1
Cystm13	2.71E-131	1.125121	0.871	0.22	4.76E-127	Ciliated_cel	Cystm1
Hes12	1.08E-129	1.280777	0.917	0.262	1.89E-125	Ciliated_cel	Hes1
Mt11	2.60E-127	1.538833	0.991	0.411	4.57E-123	Ciliated_cel	Mt1
Acot1	1.46E-125	1.072609	0.733	0.162	2.56E-121	Ciliated_cel	Acot1
Calm1	1.54E-125	1.340642	1	0.891	2.70E-121	Ciliated_cel	Calm1
Gga1	1.58E-125	0.869013	0.691	0.139	2.78E-121	Ciliated_cel	Gga1
Nudt14	6.06E-125	0.87267	0.604	0.107	1.06E-120	Ciliated_cel	Nudt14
Irx5	1.17E-124	0.723652	0.567	0.092	2.05E-120	Ciliated_cel	Irx5
Ptges3	2.25E-124	1.270736	0.963	0.374	3.96E-120	Ciliated_cel	Ptges3
Qsox11	7.50E-123	0.723212	0.604	0.102	1.32E-118	Ciliated_cel	Qsox1
S100a1	9.23E-122	1.33019	0.959	0.37	1.62E-117	Ciliated_cel	S100a1
Cmtm81	8.61E-121	1.049739	0.788	0.191	1.51E-116	Ciliated_cel	Cmtm8
Ndufaf3	9.22E-121	0.802181	0.636	0.12	1.62E-116	Ciliated_cel	Ndufaf3
Lasp1	2.70E-120	1.143849	0.853	0.246	4.75E-116	Ciliated_cel	Lasp1
Mdm2	4.13E-120	0.861001	0.687	0.139	7.25E-116	Ciliated_cel	Mdm2
Lgals3bp	6.64E-120	0.916807	0.659	0.13	1.17E-115	Ciliated_cel	Lgals3bp
Plxnb2	8.40E-119	0.948592	0.774	0.191	1.48E-114	Ciliated_cel	Plxnb2
Kcnq1ot1	1.24E-118	1.215082	0.876	0.267	2.18E-114	Ciliated_cel	Kcnq1ot1
Cbr1	1.98E-118	0.883462	0.622	0.119	3.48E-114	Ciliated_cel	Cbr1
Epcam1	6.38E-117	0.975727	0.774	0.19	1.12E-112	Ciliated_cel	Epcam
Krt191	5.82E-116	0.922912	0.705	0.145	1.02E-111	Ciliated_cel	Krt19
Arhgap51	6.00E-115	0.759615	0.613	0.113	1.05E-110	Ciliated_cel	Arhgap5
Il18r11	9.52E-115	0.755701	0.677	0.136	1.67E-110	Ciliated_cel	Il18r1
Lbp	1.01E-114	0.729749	0.548	0.091	1.78E-110	Ciliated_cel	Lbp
Ifi35	1.30E-113	1.048974	0.719	0.167	2.28E-109	Ciliated_cel	Ifi35
Wfdc23	2.60E-113	1.35091	1	0.365	4.56E-109	Ciliated_cel	Wfdc2
Ezr	2.29E-112	1.28966	0.963	0.463	4.02E-108	Ciliated_cel	Ezr
Pltp	3.36E-112	0.827115	0.747	0.164	5.91E-108	Ciliated_cel	Pltp
Pebp1	3.72E-112	1.293529	0.931	0.408	6.53E-108	Ciliated_cel	Pebp1
Wwc11	4.69E-111	0.759493	0.631	0.124	8.23E-107	Ciliated_cel	Wwc1
Slain2	7.52E-111	0.862982	0.691	0.151	1.32E-106	Ciliated_cel	Slain2

Atpif1	1.07E-109	1.28098	0.986	0.589	1.88E-105	Ciliated_cel	Atpif1
Ckb	1.36E-109	0.775982	0.65	0.125	2.39E-105	Ciliated_cel	Ckb
Aig1	1.49E-109	0.864281	0.71	0.166	2.62E-105	Ciliated_cel	Aig1
Mprip1	2.16E-109	0.771696	0.673	0.143	3.80E-105	Ciliated_cel	Mprip
Hspb11	5.57E-108	0.862267	0.673	0.149	9.77E-104	Ciliated_cel	Hspb11
Mettl7a12	2.45E-107	1.017476	0.871	0.267	4.30E-103	Ciliated_cel	Mettl7a1
Prr15l3	3.09E-107	0.826453	0.742	0.172	5.42E-103	Ciliated_cel	Prr15l
Chuk	3.33E-106	0.777831	0.622	0.126	5.84E-102	Ciliated_cel	Chuk
Cdpf1	3.38E-106	0.768455	0.604	0.119	5.93E-102	Ciliated_cel	Cdpf1
Nupr12	1.18E-105	1.459669	0.926	0.362	2.07E-101	Ciliated_cel	Nupr1
Gsto11	1.60E-105	1.014735	0.857	0.256	2.81E-101	Ciliated_cel	Gsto1
Hipk1	3.22E-105	1.094811	0.829	0.261	5.66E-101	Ciliated_cel	Hipk1
Slc26a2	9.11E-105	0.718684	0.535	0.095	1.60E-100	Ciliated_cel	Slc26a2
Pcm1	1.24E-104	0.87669	0.687	0.159	2.18E-100	Ciliated_cel	Pcm1
1810037I1	6.61E-104	1.220652	0.986	0.548	1.16E-99	Ciliated_cel	1810037I17Rik
Baiap2	8.03E-104	0.722077	0.571	0.11	1.41E-99	Ciliated_cel	Baiap2
Ldhb2	1.61E-103	1.014962	0.737	0.186	2.83E-99	Ciliated_cel	Ldhb
Bola1	2.87E-103	0.753227	0.636	0.137	5.03E-99	Ciliated_cel	Bola1
Tomm7	5.13E-102	1.092344	0.986	0.761	9.01E-98	Ciliated_cel	Tomm7
Lmo71	7.51E-101	0.766379	0.65	0.139	1.32E-96	Ciliated_cel	Lmo7
Tob1	1.33E-99	0.843294	0.691	0.164	2.33E-95	Ciliated_cel	Tob1
Mrps6	2.77E-99	0.708968	0.567	0.11	4.86E-95	Ciliated_cel	Mrps6
Apoa1bp	6.64E-99	1.020909	0.793	0.245	1.17E-94	Ciliated_cel	Apoa1bp
Sms	4.37E-98	0.871235	0.797	0.229	7.67E-94	Ciliated_cel	Sms
Swi5	1.38E-97	1.239481	0.94	0.507	2.43E-93	Ciliated_cel	Swi5
Ktn1	8.14E-97	0.817883	0.742	0.191	1.43E-92	Ciliated_cel	Ktn1
Sord	1.25E-96	0.712898	0.558	0.111	2.20E-92	Ciliated_cel	Sord
Fam177a	4.72E-96	0.854903	0.747	0.203	8.29E-92	Ciliated_cel	Fam177a
Chpt11	5.44E-96	0.7528	0.608	0.131	9.56E-92	Ciliated_cel	Chpt1
Ptma	1.31E-95	0.861308	1	0.943	2.30E-91	Ciliated_cel	Ptma
Dcxr1	1.93E-95	0.998873	0.779	0.233	3.38E-91	Ciliated_cel	Dcxr
Map1lc3a1	4.42E-95	1.139893	0.894	0.332	7.76E-91	Ciliated_cel	Map1lc3a
Tusc3	1.46E-93	0.861499	0.696	0.18	2.56E-89	Ciliated_cel	Tusc3
Hsp90ab1	1.04E-92	1.035024	0.991	0.909	1.83E-88	Ciliated_cel	Hsp90ab1
Ssbp4	2.51E-88	0.80216	0.673	0.173	4.41E-84	Ciliated_cel	Ssbp4
Sdc42	7.90E-88	0.896868	0.88	0.279	1.39E-83	Ciliated_cel	Sdc4
Sod11	3.12E-87	1.042529	0.908	0.419	5.48E-83	Ciliated_cel	Sod1
Chchd2	1.97E-86	0.867835	0.991	0.865	3.47E-82	Ciliated_cel	Chchd2
Mecom3	5.55E-86	0.729505	0.673	0.167	9.75E-82	Ciliated_cel	Mecom
Smim62	1.24E-85	0.739975	0.659	0.16	2.18E-81	Ciliated_cel	Smim6
Ids1	5.25E-85	0.746848	0.618	0.15	9.21E-81	Ciliated_cel	Ids
Por1	1.19E-83	0.837378	0.714	0.205	2.09E-79	Ciliated_cel	Por
Prdx62	2.55E-83	0.962947	0.959	0.487	4.47E-79	Ciliated_cel	Prdx6
Golgb1	2.67E-83	0.894014	0.793	0.264	4.70E-79	Ciliated_cel	Golgb1
BC005624	7.38E-83	0.745437	0.71	0.194	1.30E-78	Ciliated_cel	BC005624
Oxct1	1.74E-82	0.766737	0.756	0.231	3.05E-78	Ciliated_cel	Oxct1
Znhit1	3.80E-82	0.858377	0.885	0.347	6.67E-78	Ciliated_cel	Znhit1

Ank32	4.35E-82	0.701519	0.747	0.199	7.64E-78	Ciliated_cel	Ank3
Ahsa1	1.15E-80	0.92496	0.783	0.269	2.01E-76	Ciliated_cel	Ahsa1
Sec14l1	3.06E-80	0.715789	0.682	0.19	5.37E-76	Ciliated_cel	Sec14l1
Ino80b	7.82E-80	0.73336	0.696	0.196	1.37E-75	Ciliated_cel	Ino80b
Dnajc15	2.41E-79	0.892873	0.788	0.276	4.23E-75	Ciliated_cel	Dnajc15
Hist1h2bc1	2.71E-79	0.951229	0.797	0.279	4.76E-75	Ciliated_cel	Hist1h2bc
Emc6	3.24E-79	0.913452	0.899	0.403	5.69E-75	Ciliated_cel	Emc6
Gde12	3.81E-79	0.936996	0.848	0.313	6.68E-75	Ciliated_cel	Gde1
Spop	6.70E-78	0.889394	0.853	0.341	1.18E-73	Ciliated_cel	Spop
Fam134b	1.87E-77	0.765114	0.696	0.199	3.29E-73	Ciliated_cel	Fam134b
Atp13a3	3.93E-77	0.767692	0.742	0.233	6.90E-73	Ciliated_cel	Atp13a3
Ift20	4.62E-77	0.909591	0.88	0.394	8.12E-73	Ciliated_cel	Ift20
Hes6	4.76E-77	0.817542	0.594	0.149	8.37E-73	Ciliated_cel	Hes6
Atp2a2	2.03E-76	0.921259	0.71	0.225	3.57E-72	Ciliated_cel	Atp2a2
mt-Nd41	5.25E-76	0.849444	1	0.964	9.22E-72	Ciliated_cel	mt-Nd4
Actn1	1.07E-75	0.804585	0.728	0.221	1.87E-71	Ciliated_cel	Actn1
Atp1a1	4.05E-72	0.913379	0.917	0.46	7.11E-68	Ciliated_cel	Atp1a1
Txnrd1	4.98E-72	0.710103	0.594	0.157	8.75E-68	Ciliated_cel	Txnrd1
Hadh	7.08E-71	0.713391	0.622	0.173	1.24E-66	Ciliated_cel	Hadh
Swt1	8.75E-71	0.757186	0.724	0.232	1.54E-66	Ciliated_cel	Swt1
Alcam3	1.02E-68	0.765221	0.894	0.343	1.79E-64	Ciliated_cel	Alcam
Skp1a	1.53E-68	0.806197	0.797	0.306	2.69E-64	Ciliated_cel	Skp1a
Rfc2	1.94E-68	0.724724	0.618	0.172	3.41E-64	Ciliated_cel	Rfc2
Txnip	2.69E-68	0.991675	0.949	0.574	4.73E-64	Ciliated_cel	Txnip
mt-Nd22	3.36E-68	0.824138	1	0.949	5.91E-64	Ciliated_cel	mt-Nd2
Slc9a3r1	9.28E-67	0.724328	0.733	0.242	1.63E-62	Ciliated_cel	Slc9a3r1
Hmgb1	2.37E-66	0.776511	0.982	0.682	4.16E-62	Ciliated_cel	Hmgb1
Ndufab1	6.43E-66	0.810696	0.839	0.359	1.13E-61	Ciliated_cel	Ndufab1
Ppp1cb	1.15E-65	0.753103	0.797	0.303	2.03E-61	Ciliated_cel	Ppp1cb
Ywhae	9.44E-65	0.822362	0.935	0.597	1.66E-60	Ciliated_cel	Ywhae
Cyb5a2	7.13E-64	0.92968	0.926	0.536	1.25E-59	Ciliated_cel	Cyb5a
Vimp1	3.83E-63	0.821222	0.899	0.459	6.73E-59	Ciliated_cel	Vimp
Mpc1	1.15E-62	0.861447	0.926	0.523	2.03E-58	Ciliated_cel	Mpc1
Cdkn1a	1.48E-62	0.721013	0.664	0.209	2.60E-58	Ciliated_cel	Cdkn1a
Hspd1	2.88E-62	0.746065	0.751	0.277	5.06E-58	Ciliated_cel	Hspd1
Gng5	3.57E-62	0.736752	0.972	0.848	6.27E-58	Ciliated_cel	Gng5
Vapa1	1.28E-61	0.862553	0.917	0.508	2.24E-57	Ciliated_cel	Vapa
Anxa11	2.47E-61	0.830907	0.885	0.409	4.33E-57	Ciliated_cel	Anxa1
mt-Cytb	3.95E-61	0.711693	1	0.973	6.94E-57	Ciliated_cel	mt-Cytb
Paip2	4.59E-61	0.772288	0.922	0.525	8.05E-57	Ciliated_cel	Paip2
Pcbd2	9.56E-61	0.702395	0.728	0.255	1.68E-56	Ciliated_cel	Pcbd2
Usmg5	1.25E-60	0.788877	0.954	0.631	2.19E-56	Ciliated_cel	Usmg5
Morf4l2	5.13E-60	0.759824	0.728	0.279	9.01E-56	Ciliated_cel	Morf4l2
Dstn1	6.33E-60	0.732343	0.977	0.619	1.11E-55	Ciliated_cel	Dstn
Bri3	1.58E-59	0.764921	0.954	0.58	2.78E-55	Ciliated_cel	Bri3
Fkbp4	2.10E-59	0.788427	0.811	0.342	3.69E-55	Ciliated_cel	Fkbp4
Nenf	3.18E-59	0.733182	0.806	0.321	5.58E-55	Ciliated_cel	Nenf

Tuba1b	3.74E-59	0.792366	0.912	0.482	6.56E-55	Ciliated_cel	Tuba1b
Hmgn11	1.09E-58	0.791366	0.889	0.426	1.92E-54	Ciliated_cel	Hmgn1
Pttg1	4.78E-55	0.72419	0.613	0.201	8.40E-51	Ciliated_cel	Pttg1
Sod2	1.65E-54	0.75825	0.788	0.343	2.89E-50	Ciliated_cel	Sod2
Ctnnb12	5.82E-54	0.73309	0.903	0.456	1.02E-49	Ciliated_cel	Ctnnb1
Zbtb201	2.43E-53	0.707964	0.728	0.273	4.27E-49	Ciliated_cel	Zbtb20
Cox14	7.14E-53	0.723627	0.899	0.487	1.25E-48	Ciliated_cel	Cox14
Ndufc2	1.41E-50	0.749031	0.899	0.527	2.47E-46	Ciliated_cel	Ndufc2
Dnaja1	6.81E-47	0.72775	0.903	0.525	1.20E-42	Ciliated_cel	Dnaja1
Bag1	2.43E-45	0.703061	0.806	0.408	4.26E-41	Ciliated_cel	Bag1
Inmt	0	3.919487	0.914	0.023	0	Fibroblasts	Inmt
Dcn	0	3.754254	0.6	0.018	0	Fibroblasts	Dcn
Col1a2	0	3.392731	0.99	0.012	0	Fibroblasts	Col1a2
Col3a1	0	3.380558	0.962	0.016	0	Fibroblasts	Col3a1
Gpx3	0	3.311874	0.895	0.05	0	Fibroblasts	Gpx3
Bgn	0	3.130538	1	0.027	0	Fibroblasts	Bgn
Mfap4	0	3.100626	0.857	0.008	0	Fibroblasts	Mfap4
Serping1	0	3.059591	0.99	0.014	0	Fibroblasts	Serping1
Clec3b	0	3.057796	0.905	0.012	0	Fibroblasts	Clec3b
Col1a1	0	2.852195	0.905	0.008	0	Fibroblasts	Col1a1
Sparcl1	0	2.830455	0.962	0.021	0	Fibroblasts	Sparcl1
Pcolce2	0	2.767445	0.971	0.011	0	Fibroblasts	Pcolce2
Ogn	0	2.693272	0.943	0.01	0	Fibroblasts	Ogn
Sod3	0	2.651636	0.924	0.008	0	Fibroblasts	Sod3
Eln	0	2.612593	0.867	0.022	0	Fibroblasts	Eln
Nbl11	0	2.488831	0.857	0.023	0	Fibroblasts	Nbl1
Mfap5	0	2.485399	0.81	0.005	0	Fibroblasts	Mfap5
Dpt	0	2.241393	0.819	0.004	0	Fibroblasts	Dpt
Dpep1	0	2.234176	0.838	0.003	0	Fibroblasts	Dpep1
Fhl12	0	2.227716	0.943	0.039	0	Fibroblasts	Fhl1
Plpp3	0	2.215355	0.895	0.053	0	Fibroblasts	Plpp3
Pcolce	0	2.211652	0.838	0.026	0	Fibroblasts	Pcolce
Pdgfra	0	2.188644	0.867	0.002	0	Fibroblasts	Pdgfra
Fbln1	0	2.187177	0.724	0.003	0	Fibroblasts	Fbln1
Prelp	0	2.15976	0.857	0.011	0	Fibroblasts	Prelp
Ltbp4	0	2.049785	0.886	0.024	0	Fibroblasts	Ltbp4
Rbp1	0	2.032002	0.943	0.02	0	Fibroblasts	Rbp1
Fxyd1	0	1.963063	0.876	0.008	0	Fibroblasts	Fxyd1
Plxdc2	0	1.928869	0.924	0.035	0	Fibroblasts	Plxdc2
C4b	0	1.891668	0.59	0.016	0	Fibroblasts	C4b
Loxl1	0	1.8915	0.895	0.006	0	Fibroblasts	Loxl1
Rarres2	0	1.891295	0.886	0.021	0	Fibroblasts	Rarres2
Gpc3	0	1.807243	0.762	0.018	0	Fibroblasts	Gpc3
Mxra8	0	1.764173	0.819	0.024	0	Fibroblasts	Mxra8
Fbn1	0	1.763586	0.752	0.008	0	Fibroblasts	Fbn1
C1s1	0	1.740868	0.743	0.008	0	Fibroblasts	C1s1
Crispld2	0	1.704409	0.657	0.018	0	Fibroblasts	Crispld2

Olfml3	0	1.701991	0.686	0.017	0	Fibroblasts	Olfml3
Mmp2	0	1.699487	0.619	0.003	0	Fibroblasts	Mmp2
Serpina3n	0	1.694346	0.552	0.003	0	Fibroblasts	Serpina3n
Ptgis	0	1.649546	0.743	0.011	0	Fibroblasts	Ptgis
Fstl1	0	1.639547	0.648	0.017	0	Fibroblasts	Fstl1
Cygb	0	1.621286	0.59	0.015	0	Fibroblasts	Cygb
Spon2	0	1.607668	0.571	0.002	0	Fibroblasts	Spon2
Ppp1r14a	0	1.584132	0.552	0.011	0	Fibroblasts	Ppp1r14a
Col6a3	0	1.57436	0.6	0.004	0	Fibroblasts	Col6a3
Gpm6b	0	1.551342	0.686	0.01	0	Fibroblasts	Gpm6b
Rcn3	0	1.49954	0.686	0.027	0	Fibroblasts	Rcn3
Adamts2	0	1.476041	0.638	0.01	0	Fibroblasts	Adamts2
Adh1	0	1.446834	0.676	0.004	0	Fibroblasts	Adh1
Spon1	0	1.438115	0.514	0.007	0	Fibroblasts	Spon1
Vcam1	0	1.415212	0.667	0.02	0	Fibroblasts	Vcam1
Abca8a	0	1.399267	0.657	0.001	0	Fibroblasts	Abca8a
Figf	0	1.353867	0.59	0.008	0	Fibroblasts	Figf
Col5a2	0	1.350913	0.543	0.008	0	Fibroblasts	Col5a2
Tnxb	0	1.350255	0.533	0.006	0	Fibroblasts	Tnxb
Htra3	0	1.344581	0.505	0.008	0	Fibroblasts	Htra3
Prex2	0	1.331747	0.638	0.019	0	Fibroblasts	Prex2
Lhfp	0	1.32446	0.733	0.028	0	Fibroblasts	Lhfp
Abi3bp	0	1.293532	0.629	0.022	0	Fibroblasts	Abi3bp
Atp1a2	0	1.275669	0.648	0.004	0	Fibroblasts	Atp1a2
C1ra	0	1.234753	0.552	0.015	0	Fibroblasts	C1ra
Colec12	0	1.221102	0.6	0.016	0	Fibroblasts	Colec12
Ddr2	0	1.219116	0.61	0.007	0	Fibroblasts	Ddr2
Cdh111	0	1.182828	0.571	0.004	0	Fibroblasts	Cdh11
Ltbp1	0	1.102368	0.524	0.01	0	Fibroblasts	Ltbp1
Myh10	0	1.082775	0.533	0.015	0	Fibroblasts	Myh10
Ms4a4d	0	1.080328	0.543	0.001	0	Fibroblasts	Ms4a4d
Lamb1	0	0.972545	0.514	0.005	0	Fibroblasts	Lamb1
Col6a2	1.19E-297	1.546372	0.657	0.028	2.10E-293	Fibroblasts	Col6a2
Fmo2	5.34E-293	2.527036	0.952	0.066	9.38E-289	Fibroblasts	Fmo2
Sdc2	1.02E-275	1.204108	0.562	0.022	1.79E-271	Fibroblasts	Sdc2
Prkcdbp	2.88E-257	1.355156	0.686	0.035	5.05E-253	Fibroblasts	Prkcdbp
Akap12	3.24E-255	1.252469	0.543	0.022	5.70E-251	Fibroblasts	Akap12
Mgp	1.11E-247	4.977265	1	0.095	1.96E-243	Fibroblasts	Mgp
Cped11	4.17E-227	1.227795	0.61	0.032	7.32E-223	Fibroblasts	Cped1
Sep-04	3.47E-220	1.611883	0.638	0.036	6.10E-216	Fibroblasts	Sep-04
Selm	4.02E-213	1.499683	0.79	0.061	7.06E-209	Fibroblasts	Selm
Timp31	3.41E-212	2.620302	0.962	0.098	6.00E-208	Fibroblasts	Timp3
Cfh	2.16E-209	2.137351	0.905	0.086	3.79E-205	Fibroblasts	Cfh
Slc43a3	8.48E-208	1.54547	0.752	0.055	1.49E-203	Fibroblasts	Slc43a3
Aebp11	9.69E-208	1.873682	0.638	0.039	1.70E-203	Fibroblasts	Aebp1
Scn7a	5.05E-206	1.074715	0.619	0.035	8.87E-202	Fibroblasts	Scn7a
Pmp221	1.39E-199	1.434328	0.829	0.068	2.44E-195	Fibroblasts	Pmp22

Fgfr1	9.88E-197	1.15031	0.619	0.039	1.73E-192	Fibroblasts	Fgfr1
Fkbp7	2.43E-195	0.942812	0.543	0.029	4.27E-191	Fibroblasts	Fkbp7
Gng11	1.63E-191	1.596925	0.705	0.05	2.86E-187	Fibroblasts	Gng11
Cp1	5.29E-188	1.614084	0.657	0.046	9.28E-184	Fibroblasts	Cp
Efemp1	2.76E-183	1.246113	0.648	0.046	4.85E-179	Fibroblasts	Efemp1
Ecm1	4.41E-174	1.401041	0.686	0.054	7.75E-170	Fibroblasts	Ecm1
Serpinh11	2.29E-170	2.134347	0.933	0.119	4.03E-166	Fibroblasts	Serpinh1
Hsd11b1	1.44E-162	2.011436	0.695	0.061	2.52E-158	Fibroblasts	Hsd11b1
Nr2f2	2.59E-162	1.35925	0.667	0.056	4.55E-158	Fibroblasts	Nr2f2
Heg1	2.06E-157	1.247184	0.733	0.067	3.61E-153	Fibroblasts	Heg1
Cald11	1.44E-156	1.516944	0.857	0.1	2.52E-152	Fibroblasts	Cald1
Pam	3.54E-156	1.693596	0.79	0.085	6.21E-152	Fibroblasts	Pam
Limch11	7.45E-154	2.200871	0.829	0.1	1.31E-149	Fibroblasts	Limch1
Col6a1	2.39E-153	1.611179	0.781	0.085	4.20E-149	Fibroblasts	Col6a1
Bicc1	4.37E-146	1.006596	0.59	0.048	7.68E-142	Fibroblasts	Bicc1
Gstm22	3.07E-138	1.119671	0.619	0.055	5.38E-134	Fibroblasts	Gstm2
Igfbp71	2.88E-137	1.959008	0.943	0.149	5.05E-133	Fibroblasts	Igfbp7
Sparc1	3.20E-135	3.090439	0.981	0.185	5.61E-131	Fibroblasts	Sparc
Nfib	4.22E-129	1.743611	0.933	0.157	7.42E-125	Fibroblasts	Nfib
Cpq	4.83E-122	1.14649	0.619	0.064	8.48E-118	Fibroblasts	Cpq
Mfge81	8.28E-122	1.115504	0.686	0.076	1.45E-117	Fibroblasts	Mfge8
Timp21	2.28E-119	1.910244	0.933	0.167	4.00E-115	Fibroblasts	Timp2
Igfbp4	2.16E-117	2.072592	0.705	0.087	3.80E-113	Fibroblasts	Igfbp4
Ccdc80	1.59E-113	1.319775	0.552	0.053	2.79E-109	Fibroblasts	Ccdc80
Igfbp61	6.52E-113	1.993767	0.819	0.133	1.14E-108	Fibroblasts	Igfbp6
Pkd2	1.03E-111	0.865222	0.505	0.045	1.80E-107	Fibroblasts	Pkd2
G0s2	3.24E-104	1.535943	0.543	0.055	5.69E-100	Fibroblasts	G0s2
Angptl4	1.29E-98	1.172735	0.524	0.054	2.27E-94	Fibroblasts	Angptl4
Aldh1a12	6.97E-98	1.791634	0.638	0.081	1.22E-93	Fibroblasts	Aldh1a1
Gsn1	1.00E-96	4.504663	1	0.339	1.76E-92	Fibroblasts	Gsn
Snhg18	3.92E-93	1.08787	0.667	0.096	6.89E-89	Fibroblasts	Snhg18
Egr1	2.09E-89	1.145335	0.533	0.061	3.68E-85	Fibroblasts	Egr1
Twsg1	3.24E-83	0.962464	0.543	0.07	5.68E-79	Fibroblasts	Twsg1
Gsta31	1.41E-82	1.17926	0.514	0.062	2.48E-78	Fibroblasts	Gsta3
Mylk	5.10E-81	1.222562	0.61	0.09	8.96E-77	Fibroblasts	Mylk
C3	1.36E-79	1.933606	0.867	0.228	2.39E-75	Fibroblasts	C3
Pmepa1	1.97E-79	1.188056	0.648	0.105	3.46E-75	Fibroblasts	Pmepa1
Cryab1	2.32E-79	1.099642	0.648	0.102	4.07E-75	Fibroblasts	Cryab
Igf1	7.45E-79	1.007624	0.533	0.066	1.31E-74	Fibroblasts	Igf1
Npnt1	1.10E-73	1.941379	0.6	0.099	1.94E-69	Fibroblasts	Npnt
Emp1	5.13E-73	1.092497	0.571	0.085	9.00E-69	Fibroblasts	Emp1
Ctsl1	6.57E-73	1.61581	0.895	0.249	1.15E-68	Fibroblasts	Ctsl
Lbh	8.55E-72	1.348165	0.743	0.157	1.50E-67	Fibroblasts	Lbh
Csrp11	1.12E-71	1.632689	0.848	0.229	1.97E-67	Fibroblasts	Csrp1
Zbtb202	2.49E-70	1.468757	0.924	0.275	4.37E-66	Fibroblasts	Zbtb20
Cd811	5.82E-69	1.767235	0.962	0.357	1.02E-64	Fibroblasts	Cd81
Pbx1	4.22E-68	1.317272	0.857	0.236	7.41E-64	Fibroblasts	Pbx1

Il11ra1	2.42E-66	0.986513	0.6	0.104	4.24E-62	Fibroblasts	Il11ra1
Tns11	1.89E-65	1.610758	0.81	0.218	3.31E-61	Fibroblasts	Tns1
Serpine21	4.57E-65	1.309387	0.514	0.082	8.03E-61	Fibroblasts	Serpine2
Col4a11	8.03E-63	0.982094	0.676	0.135	1.41E-58	Fibroblasts	Col4a1
Nedd4	1.30E-62	1.189121	0.771	0.197	2.28E-58	Fibroblasts	Nedd4
Gstm12	4.18E-62	1.439819	0.914	0.308	7.34E-58	Fibroblasts	Gstm1
Thbd	2.22E-60	1.254291	0.581	0.102	3.91E-56	Fibroblasts	Thbd
Sptbn11	8.70E-58	1.293777	0.924	0.337	1.53E-53	Fibroblasts	Sptbn1
Nfia	4.72E-53	0.914548	0.657	0.152	8.28E-49	Fibroblasts	Nfia
Ptrf1	7.31E-52	0.799485	0.552	0.104	1.28E-47	Fibroblasts	Ptrf
Klf9	1.83E-51	1.004121	0.667	0.16	3.21E-47	Fibroblasts	Klf9
Id31	1.91E-49	1.212331	0.648	0.147	3.36E-45	Fibroblasts	Id3
Tuba1a1	4.43E-49	1.159761	0.819	0.263	7.78E-45	Fibroblasts	Tuba1a
Fermt21	1.15E-48	0.853205	0.524	0.1	2.03E-44	Fibroblasts	Fermt2
Tcf4	4.94E-47	0.981216	0.79	0.235	8.67E-43	Fibroblasts	Tcf4
Macf11	5.34E-47	1.705413	0.771	0.272	9.38E-43	Fibroblasts	Macf1
Lrp1	7.76E-47	1.029319	0.829	0.271	1.36E-42	Fibroblasts	Lrp1
Phlda12	6.86E-46	1.168086	0.771	0.243	1.20E-41	Fibroblasts	Phlda1
Gas62	3.17E-44	1.173053	0.667	0.187	5.57E-40	Fibroblasts	Gas6
Cd632	1.18E-43	1.066438	0.971	0.394	2.07E-39	Fibroblasts	Cd63
Tns31	1.59E-43	0.921066	0.562	0.13	2.79E-39	Fibroblasts	Tns3
Pdlim21	2.33E-43	1.025598	0.648	0.179	4.09E-39	Fibroblasts	Pdlim2
Eva1b1	2.42E-43	0.866534	0.648	0.166	4.25E-39	Fibroblasts	Eva1b
Fn1	2.51E-42	1.132265	0.8	0.249	4.40E-38	Fibroblasts	Fn1
Tmem176a	1.76E-41	1.546415	0.79	0.328	3.10E-37	Fibroblasts	Tmem176a
Serpinb6a1	5.03E-39	0.909752	0.705	0.223	8.83E-35	Fibroblasts	Serpinb6a
Gstt11	1.81E-38	0.819845	0.543	0.132	3.18E-34	Fibroblasts	Gstt1
Nenf1	2.76E-38	0.998445	0.79	0.325	4.85E-34	Fibroblasts	Nenf
Apoe	2.25E-37	1.11729	0.895	0.475	3.95E-33	Fibroblasts	Apoe
Nfix	8.09E-37	0.87787	0.676	0.223	1.42E-32	Fibroblasts	Nfix
Zfp36l1	5.99E-36	0.97755	0.895	0.446	1.05E-31	Fibroblasts	Zfp36l1
Selenbp13	2.77E-35	0.889319	0.724	0.237	4.86E-31	Fibroblasts	Selenbp1
Fcgrt	4.44E-35	0.731307	0.648	0.187	7.79E-31	Fibroblasts	Fcgrt
Cst3	1.27E-34	0.824591	0.99	0.825	2.24E-30	Fibroblasts	Cst3
Cd302	1.96E-34	0.955506	0.762	0.304	3.44E-30	Fibroblasts	Cd302
Pid1	2.04E-34	0.878869	0.667	0.2	3.58E-30	Fibroblasts	Pid1
Tmem176b	2.35E-34	1.320883	0.819	0.402	4.12E-30	Fibroblasts	Tmem176b
Calu	2.60E-34	0.817411	0.533	0.144	4.56E-30	Fibroblasts	Calu
Tgfbr2	3.10E-33	1.0547	0.667	0.234	5.44E-29	Fibroblasts	Tgfbr2
Laptm4a1	8.44E-33	0.860706	0.971	0.57	1.48E-28	Fibroblasts	Laptm4a
Sh3bgrl	2.44E-32	0.963293	0.838	0.418	4.29E-28	Fibroblasts	Sh3bgrl
Rhob	1.72E-31	0.817168	0.6	0.184	3.01E-27	Fibroblasts	Rhob
Marcks	2.74E-31	0.769257	0.762	0.267	4.80E-27	Fibroblasts	Marcks
Nisch	6.14E-30	0.790507	0.733	0.284	1.08E-25	Fibroblasts	Nisch
Lgals1	1.08E-29	0.838637	0.933	0.492	1.90E-25	Fibroblasts	Lgals1
Dusp11	2.74E-28	0.875518	0.762	0.327	4.81E-24	Fibroblasts	Dusp1
Anxa51	2.77E-27	0.844842	0.895	0.532	4.87E-23	Fibroblasts	Anxa5

Pltp1	1.24E-26	0.728872	0.552	0.17	2.18E-22	Fibroblasts	Pltp
Nupr13	1.22E-25	1.047074	0.781	0.368	2.15E-21	Fibroblasts	Nupr1
Man2a1	6.00E-25	0.825372	0.524	0.176	1.05E-20	Fibroblasts	Man2a1
Hspa5	7.28E-25	0.935557	0.886	0.547	1.28E-20	Fibroblasts	Hspa5
Dpysl21	1.07E-24	0.742715	0.657	0.249	1.89E-20	Fibroblasts	Dpysl2
Mettl7a13	1.86E-24	1.270764	0.667	0.273	3.27E-20	Fibroblasts	Mettl7a1
Clic4	4.86E-24	0.784135	0.695	0.306	8.53E-20	Fibroblasts	Clic4
Slc25a41	4.62E-23	0.767964	0.781	0.412	8.12E-19	Fibroblasts	Slc25a4
Ifi271	8.04E-23	0.742899	0.629	0.252	1.41E-18	Fibroblasts	Ifi27
Lims1	1.24E-21	0.757971	0.6	0.233	2.18E-17	Fibroblasts	Lims1
Ahnak1	2.26E-20	0.816591	0.857	0.532	3.96E-16	Fibroblasts	Ahnak
Sec621	2.81E-20	0.710251	0.819	0.516	4.93E-16	Fibroblasts	Sec62
Ppp1r2	5.46E-20	0.714764	0.667	0.303	9.59E-16	Fibroblasts	Ppp1r2
Tmed3	7.97E-20	0.775322	0.657	0.335	1.40E-15	Fibroblasts	Tmed3
Celf2	1.84E-18	0.702951	0.79	0.431	3.23E-14	Fibroblasts	Celf2
Ly6a	1.93E-18	0.915413	0.505	0.193	3.39E-14	Fibroblasts	Ly6a
Dnajc3	2.49E-18	0.72979	0.686	0.363	4.37E-14	Fibroblasts	Dnajc3
Aldh2	4.89E-18	0.808586	0.8	0.507	8.58E-14	Fibroblasts	Aldh2
Mat2a	5.37E-16	0.797735	0.657	0.346	9.43E-12	Fibroblasts	Mat2a
Klf4	5.21E-13	0.737682	0.505	0.227	9.14E-09	Fibroblasts	Klf4
Tagln	0	3.810882	0.946	0.005	0	Smooth_m	Tagln
Tpm2	0	3.734276	0.919	0.01	0	Smooth_m	Tpm2
Myl9	0	3.42109	0.946	0.006	0	Smooth_m	Myl9
Myh11	0	3.160069	0.865	0.002	0	Smooth_m	Myh11
Des	0	2.952225	0.892	0.002	0	Smooth_m	Des
Actc1	0	2.911163	0.622	0.002	0	Smooth_m	Actc1
Ppp1r14a1	0	2.662759	0.946	0.013	0	Smooth_m	Ppp1r14a
Actg2	0	2.384294	0.649	0.001	0	Smooth_m	Actg2
Lmod1	0	2.107445	0.703	0.003	0	Smooth_m	Lmod1
Gucy1a3	0	2.104871	0.568	0.005	0	Smooth_m	Gucy1a3
Fxyd11	0	2.086472	0.811	0.012	0	Smooth_m	Fxyd1
Cnn1	0	2.068118	0.622	0.001	0	Smooth_m	Cnn1
Synpo2	0	1.770484	0.622	0.002	0	Smooth_m	Synpo2
Postn	0	1.76282	0.541	0.001	0	Smooth_m	Postn
Notch3	0	1.718751	0.676	0.004	0	Smooth_m	Notch3
Kcnk3	0	1.529953	0.73	0.006	0	Smooth_m	Kcnk3
Wisp2	0	1.524603	0.514	0.004	0	Smooth_m	Wisp2
Pdgfrb	0	1.489984	0.514	0.003	0	Smooth_m	Pdgfrb
Lmcd1	0	1.437935	0.568	0.006	0	Smooth_m	Lmcd1
Gucy1b3	0	1.388856	0.622	0.003	0	Smooth_m	Gucy1b3
Heyl	0	1.243937	0.568	0.002	0	Smooth_m	Heyl
Prelp1	1.61E-306	1.79705	0.811	0.015	2.82E-302	Smooth_m	Prelp
Atp1a21	2.44E-304	1.266074	0.568	0.007	4.28E-300	Smooth_m	Atp1a2
Mustn1	8.42E-292	3.243912	0.892	0.02	1.48E-287	Smooth_m	Mustn1
Cdh131	1.16E-277	1.201806	0.514	0.006	2.04E-273	Smooth_m	Cdh13
Itga8	1.76E-276	1.374993	0.541	0.007	3.09E-272	Smooth_m	Itga8
Sod31	1.17E-271	1.799296	0.703	0.013	2.05E-267	Smooth_m	Sod3

Col3a11	1.64E-270	2.204925	0.865	0.02	2.88E-266	Smooth_m	Col3a1
Sparcl11	1.17E-269	2.802116	0.946	0.025	2.05E-265	Smooth_m	Sparcl1
Col18a1	1.21E-258	1.757749	0.595	0.01	2.12E-254	Smooth_m	Col18a1
Dmpk	7.79E-236	1.476508	0.514	0.008	1.37E-231	Smooth_m	Dmpk
Fbxl22	7.43E-235	1.249176	0.514	0.008	1.31E-230	Smooth_m	Fbxl22
Rarres21	8.29E-224	1.698381	0.865	0.024	1.46E-219	Smooth_m	Rarres2
Col1a21	7.45E-223	1.578206	0.73	0.017	1.31E-218	Smooth_m	Col1a2
Fstl11	9.72E-213	1.795091	0.757	0.02	1.71E-208	Smooth_m	Fstl1
Ndrg2	4.83E-205	1.200099	0.568	0.011	8.48E-201	Smooth_m	Ndrg2
Bgn1	1.02E-198	2.130773	0.919	0.032	1.79E-194	Smooth_m	Bgn
Prss23	4.27E-187	1.844901	0.757	0.022	7.50E-183	Smooth_m	Prss23
Adam33	6.46E-187	1.450483	0.622	0.015	1.13E-182	Smooth_m	Adam33
Acta2	4.52E-185	4.5464	0.919	0.036	7.94E-181	Smooth_m	Acta2
Col1a11	1.29E-184	1.367389	0.568	0.012	2.26E-180	Smooth_m	Col1a1
Eln1	3.96E-178	2.717442	0.784	0.026	6.95E-174	Smooth_m	Eln
Crispld21	2.06E-138	1.800644	0.622	0.021	3.61E-134	Smooth_m	Crispld2
Ltbp41	1.83E-137	1.23886	0.73	0.028	3.21E-133	Smooth_m	Ltbp4
Cyr611	1.75E-130	1.492294	0.595	0.02	3.08E-126	Smooth_m	Cyr61
Pde3a	5.49E-121	1.167587	0.514	0.016	9.65E-117	Smooth_m	Pde3a
Map1b1	7.80E-119	1.585654	0.757	0.037	1.37E-114	Smooth_m	Map1b
Lhfp1	6.17E-101	1.371833	0.649	0.031	1.08E-96	Smooth_m	Lhfp
Mcam	2.33E-99	1.613159	0.703	0.038	4.10E-95	Smooth_m	Mcam
Mxra81	8.67E-94	1.131827	0.595	0.028	1.52E-89	Smooth_m	Mxra8
Fhl13	1.83E-88	1.722768	0.703	0.043	3.22E-84	Smooth_m	Fhl1
Rhoj	1.00E-87	1.270111	0.622	0.033	1.76E-83	Smooth_m	Rhoj
Tgfb1i1	7.18E-85	1.28486	0.568	0.029	1.26E-80	Smooth_m	Tgfb1i1
F31	8.96E-80	1.408825	0.568	0.031	1.57E-75	Smooth_m	F3
Mylk1	1.17E-78	2.769825	0.919	0.092	2.05E-74	Smooth_m	Mylk
Thbs1	2.38E-77	2.345534	0.649	0.042	4.17E-73	Smooth_m	Thbs1
Prkcdbp1	6.50E-77	1.689796	0.622	0.038	1.14E-72	Smooth_m	Prkcdbp
Cald12	1.09E-75	2.924079	0.946	0.103	1.92E-71	Smooth_m	Cald1
Fblim1	7.41E-67	1.338378	0.541	0.033	1.30E-62	Smooth_m	Fblim1
Gpx31	1.07E-65	2.036064	0.676	0.055	1.88E-61	Smooth_m	Gpx3
Timp32	4.52E-62	2.021429	0.892	0.102	7.93E-58	Smooth_m	Timp3
Selm1	1.35E-58	1.228605	0.703	0.064	2.37E-54	Smooth_m	Selm
Mgp1	5.41E-58	2.532471	0.838	0.099	9.50E-54	Smooth_m	Mgp
Gng111	9.42E-57	1.336553	0.649	0.053	1.65E-52	Smooth_m	Gng11
Ecm11	1.77E-52	1.59773	0.622	0.057	3.11E-48	Smooth_m	Ecm1
Aebp12	1.33E-51	1.467705	0.541	0.042	2.34E-47	Smooth_m	Aebp1
Lamb2	2.86E-48	1.341098	0.595	0.057	5.03E-44	Smooth_m	Lamb2
Igfbp51	2.71E-47	1.670607	0.541	0.045	4.77E-43	Smooth_m	Igfbp5
Sparc2	1.32E-45	2.10279	0.973	0.188	2.32E-41	Smooth_m	Sparc
Serpinh12	2.00E-45	1.407467	0.838	0.122	3.51E-41	Smooth_m	Serpinh1
Lpp	3.42E-43	2.311862	0.865	0.157	6.00E-39	Smooth_m	Lpp
Igfbp72	9.60E-43	1.774984	0.892	0.153	1.69E-38	Smooth_m	Igfbp7
Ptrf2	1.03E-42	1.649781	0.757	0.106	1.81E-38	Smooth_m	Ptrf
Nr2f21	8.41E-42	1.349054	0.568	0.059	1.48E-37	Smooth_m	Nr2f2

Ckb1	1.05E-41	1.529135	0.838	0.131	1.85E-37	Smooth_mı	Ckb
Fermt22	6.66E-38	1.574297	0.703	0.102	1.17E-33	Smooth_mı	Fermt2
Tns12	1.43E-36	1.895416	0.919	0.221	2.51E-32	Smooth_mı	Tns1
Id32	1.35E-34	1.302026	0.838	0.148	2.37E-30	Smooth_mı	Id3
Shroom3	2.21E-34	1.055328	0.514	0.058	3.88E-30	Smooth_mı	Shroom3
Plpp31	3.13E-34	1.451188	0.514	0.057	5.49E-30	Smooth_mı	Plpp3
Tinagl11	2.18E-33	1.42133	0.649	0.099	3.83E-29	Smooth_mı	Tinagl1
Pdlim7	2.95E-33	1.021149	0.568	0.071	5.18E-29	Smooth_mı	Pdlim7
Mfge82	4.05E-33	1.506394	0.595	0.079	7.11E-29	Smooth_mı	Mfge8
Rbms31	8.65E-33	1.278461	0.622	0.091	1.52E-28	Smooth_mı	Rbms3
Cnn3	1.04E-32	1.179525	0.595	0.078	1.83E-28	Smooth_mı	Cnn3
Serpine22	4.36E-32	1.252212	0.595	0.083	7.66E-28	Smooth_mı	Serpine2
Ehd21	9.69E-30	1.022685	0.541	0.071	1.70E-25	Smooth_mı	Ehd2
Slmap	3.83E-29	1.274668	0.676	0.124	6.72E-25	Smooth_mı	Slmap
Tpm12	7.87E-29	2.584435	0.865	0.25	1.38E-24	Smooth_mı	Tpm1
Tm4sf12	4.98E-28	0.966626	0.568	0.079	8.75E-24	Smooth_mı	Tm4sf1
Snhg181	3.99E-27	1.220826	0.595	0.099	7.01E-23	Smooth_mı	Snhg18
Csrp12	6.13E-26	2.12472	0.811	0.232	1.08E-21	Smooth_mı	Csrp1
Cryab2	2.94E-25	1.404488	0.595	0.105	5.16E-21	Smooth_mı	Cryab
Npnt2	3.20E-25	1.075346	0.595	0.102	5.62E-21	Smooth_mı	Npnt
Gsn2	5.12E-24	1.504921	0.919	0.342	8.99E-20	Smooth_mı	Gsn
Cd812	6.94E-24	1.653814	0.946	0.36	1.22E-19	Smooth_mı	Cd81
Vcl	8.48E-24	1.120908	0.595	0.109	1.49E-19	Smooth_mı	Vcl
Dst	8.91E-24	1.048954	0.73	0.167	1.57E-19	Smooth_mı	Dst
Flna	3.89E-23	2.08103	0.946	0.428	6.84E-19	Smooth_mı	Flna
Hspb12	4.57E-22	1.559982	0.649	0.143	8.02E-18	Smooth_mı	Hspb1
Thra	5.36E-22	0.966427	0.595	0.117	9.42E-18	Smooth_mı	Thra
Zbtb203	9.96E-22	1.388022	0.838	0.278	1.75E-17	Smooth_mı	Zbtb20
Col6a11	1.20E-21	1.08758	0.514	0.089	2.11E-17	Smooth_mı	Col6a1
Filip1l	1.80E-21	1.457729	0.811	0.241	3.15E-17	Smooth_mı	Filip1l
Nedd41	1.84E-21	1.189277	0.757	0.199	3.23E-17	Smooth_mı	Nedd4
Pls31	8.30E-21	1.116185	0.595	0.127	1.46E-16	Smooth_mı	Pls3
Nfia1	8.97E-19	1.137045	0.622	0.154	1.57E-14	Smooth_mı	Nfia
Myl6	3.17E-18	1.786852	1	0.912	5.56E-14	Smooth_mı	Myl6
Fam129a	3.76E-18	1.517221	0.73	0.238	6.61E-14	Smooth_mı	Fam129a
Marveld1	5.25E-18	0.897073	0.541	0.116	9.21E-14	Smooth_mı	Marveld1
Slc25a42	1.87E-17	1.226062	0.892	0.413	3.28E-13	Smooth_mı	Slc25a4
Cav11	2.54E-17	0.766257	0.541	0.109	4.46E-13	Smooth_mı	Cav1
Rbpms	4.08E-17	1.07976	0.568	0.135	7.17E-13	Smooth_mı	Rbpms
Col4a12	1.09E-16	1.148845	0.568	0.138	1.91E-12	Smooth_mı	Col4a1
Itgb11	2.43E-16	1.313	0.811	0.37	4.27E-12	Smooth_mı	Itgb1
Crip22	2.74E-16	0.959194	0.811	0.28	4.82E-12	Smooth_mı	Crip2
Ccdc107	3.37E-16	1.144629	0.595	0.163	5.91E-12	Smooth_mı	Ccdc107
Clic41	4.69E-16	1.171087	0.811	0.307	8.23E-12	Smooth_mı	Clic4
Dstn2	5.44E-16	1.824374	0.919	0.624	9.54E-12	Smooth_mı	Dstn
Ccser2	9.09E-16	0.886867	0.514	0.115	1.60E-11	Smooth_mı	Ccser2
Kctd10	1.33E-15	1.043818	0.595	0.165	2.34E-11	Smooth_mı	Kctd10

Epas1	2.68E-15	1.136284	0.784	0.282	4.70E-11	Smooth_m	Epas1
Sepw1	3.35E-14	1.200314	0.946	0.675	5.88E-10	Smooth_m	Sepw1
Svil	5.55E-14	1.0024	0.676	0.231	9.75E-10	Smooth_m	Svil
Pbxip1	4.15E-13	1.252147	0.703	0.286	7.29E-09	Smooth_m	Pbxip1
Lgals11	1.03E-12	0.947184	0.946	0.493	1.81E-08	Smooth_m	Lgals1
Atp2a21	1.82E-12	1.245601	0.622	0.231	3.19E-08	Smooth_m	Atp2a2
Actn11	1.97E-12	1.032375	0.649	0.227	3.46E-08	Smooth_m	Actn1
Rsu1	2.08E-12	0.95393	0.73	0.284	3.65E-08	Smooth_m	Rsu1
Mprip2	4.45E-12	0.873937	0.514	0.15	7.82E-08	Smooth_m	Mprip
Zeb2	6.07E-12	1.04656	0.838	0.353	1.07E-07	Smooth_m	Zeb2
Zfhx3	7.58E-12	1.026637	0.595	0.201	1.33E-07	Smooth_m	Zfhx3
Crip1	1.13E-11	1.160495	0.973	0.795	1.98E-07	Smooth_m	Crip1
Sh3bgrl1	1.28E-11	1.065918	0.811	0.42	2.24E-07	Smooth_m	Sh3bgrl
Klf91	1.56E-11	0.768147	0.541	0.162	2.74E-07	Smooth_m	Klf9
Nfib1	1.72E-11	0.871408	0.541	0.162	3.02E-07	Smooth_m	Nfib
Dynll11	2.87E-11	0.872794	0.973	0.79	5.04E-07	Smooth_m	Dynll1
Ppp1cb1	9.91E-11	0.806815	0.703	0.309	1.74E-06	Smooth_m	Ppp1cb
Axl	1.70E-10	0.723463	0.541	0.155	2.98E-06	Smooth_m	Axl
Ptp4a3	2.90E-10	0.919266	0.514	0.159	5.09E-06	Smooth_m	Ptp4a3
Tuba1a2	3.14E-10	0.813905	0.676	0.266	5.52E-06	Smooth_m	Tuba1a
Rhoc	3.73E-10	0.792855	0.541	0.179	6.55E-06	Smooth_m	Rhoc
Ilk	8.55E-10	0.886933	0.622	0.25	1.50E-05	Smooth_m	Ilk
Lmna	1.41E-09	0.772011	0.622	0.243	2.48E-05	Smooth_m	Lmna
Myadm	1.62E-09	0.708543	0.622	0.244	2.84E-05	Smooth_m	Myadm
Hcfc1r1	1.85E-09	0.79477	0.703	0.359	3.25E-05	Smooth_m	Hcfc1r1
Nptn	4.27E-09	0.812135	0.568	0.231	7.49E-05	Smooth_m	Nptn
Cdc42ep3	6.99E-09	0.974187	0.649	0.313	0.000123	Smooth_m	Cdc42ep3
Dpysl22	7.85E-09	0.754128	0.622	0.251	0.000138	Smooth_m	Dpysl2
Oxct11	1.20E-08	0.84916	0.568	0.238	0.00021	Smooth_m	Oxct1
Ndufa11	2.45E-08	0.71216	0.73	0.414	0.00043	Smooth_m	Ndufa11
Sep-07	3.11E-08	0.78785	0.703	0.38	0.000546	Smooth_m	Sep-07
Kif5b	3.38E-08	0.820278	0.757	0.468	0.000593	Smooth_m	Kif5b
Ctnna11	1.62E-07	0.707384	0.595	0.277	0.002838	Smooth_m	Ctnna1
Map1lc3a2	2.66E-07	0.789137	0.649	0.339	0.00467	Smooth_m	Map1lc3a
Sptbn12	5.00E-07	0.71094	0.676	0.34	0.008774	Smooth_m	Sptbn1
Ahnak2	8.16E-07	0.754768	0.784	0.534	0.014332	Smooth_m	Ahnak
Nenf2	1.23E-06	0.781588	0.622	0.327	0.02161	Smooth_m	Nenf
Gm42418	1.28E-06	0.790611	0.892	0.741	0.022548	Smooth_m	Gm42418
Macf12	3.52E-06	0.798464	0.541	0.275	0.061806	Smooth_m	Macf1
Pbx11	5.09E-06	0.711377	0.514	0.239	0.089368	Smooth_m	Pbx1
Mat2a1	1.08E-05	0.818285	0.595	0.348	0.1896	Smooth_m	Mat2a
mt-Nd4l2	4.65E-05	0.762357	0.811	0.627	0.816739	Smooth_m	mt-Nd4l
Actn4	0.000153	0.724896	0.514	0.297	1	Smooth_m	Actn4
Rgs2	0.000243	0.92429	0.622	0.387	1	Smooth_m	Rgs2
Ccl21a	0	5.605131	1	0.016	0	Lymphatics	Ccl21a
Mmrn1	0	3.23261	1	0.002	0	Lymphatics	Mmrn1
Gm21541	0	2.505829	0.909	0	0	Lymphatics	Gm21541

Fxyd6	0	2.373091	0.939	0.015	0	Lymphatics Fxyd6
Flt4	0	2.207339	0.97	0.006	0	Lymphatics Flt4
Reln	0	2.128907	0.909	0.001	0	Lymphatics Reln
Prox1	0	2.002976	0.879	0.003	0	Lymphatics Prox1
Ptx3	0	1.568015	0.667	0.001	0	Lymphatics Ptx3
Scn3a	0	1.410206	0.545	0.003	0	Lymphatics Scn3a
Sema3d	0	1.361786	0.667	0.005	0	Lymphatics Sema3d
Apold1	0	1.344859	0.576	0.002	0	Lymphatics Apold1
Unc5b	0	1.326188	0.636	0.007	0	Lymphatics Unc5b
Sh3gl3	0	1.125851	0.576	0	0	Lymphatics Sh3gl3
Apba2	0	0.961697	0.576	0	0	Lymphatics Apba2
Lama4	1.02E-276	1.456902	0.667	0.01	1.79E-272	Lymphatics Lama4
Prss231	1.27E-211	2.161841	0.848	0.022	2.23E-207	Lymphatics Prss23
Gpm6a	3.15E-208	1.220006	0.576	0.01	5.54E-204	Lymphatics Gpm6a
Mmrn2	1.05E-198	1.205371	0.606	0.012	1.84E-194	Lymphatics Mmrn2
Meox1	2.16E-191	1.189285	0.606	0.012	3.78E-187	Lymphatics Meox1
Fscn1	1.22E-177	1.13021	0.576	0.012	2.13E-173	Lymphatics Fscn1
Ltbp42	1.66E-172	2.021423	0.848	0.028	2.91E-168	Lymphatics Ltbp4
Fgd5	2.49E-172	0.839447	0.576	0.012	4.38E-168	Lymphatics Fgd5
Tie1	8.57E-145	1.495414	0.758	0.026	1.50E-140	Lymphatics Tie1
Scn1b	1.06E-143	1.202017	0.636	0.019	1.87E-139	Lymphatics Scn1b
Meis2	4.91E-143	1.321045	0.667	0.02	8.62E-139	Lymphatics Meis2
Gng112	1.46E-139	3.495333	1	0.053	2.56E-135	Lymphatics Gng11
Tshz2	3.62E-138	1.886902	0.727	0.026	6.36E-134	Lymphatics Tshz2
Pard6g	7.23E-137	1.650399	0.727	0.026	1.27E-132	Lymphatics Pard6g
Sox18	1.26E-134	1.077171	0.606	0.018	2.21E-130	Lymphatics Sox18
Prkcdbp2	8.40E-133	2.323819	0.848	0.038	1.47E-128	Lymphatics Prkcdbp
Stab1	3.18E-129	2.069918	0.909	0.044	5.58E-125	Lymphatics Stab1
Ntn1	6.01E-128	1.535119	0.636	0.021	1.06E-123	Lymphatics Ntn1
Ecscr	9.69E-125	1.576337	0.879	0.041	1.70E-120	Lymphatics Ecscr
Ldb2	1.77E-117	0.975486	0.545	0.016	3.11E-113	Lymphatics Ldb2
Fbln51	2.46E-115	1.294019	0.636	0.023	4.32E-111	Lymphatics Fbln5
Nr2f22	3.37E-111	2.155009	0.939	0.058	5.92E-107	Lymphatics Nr2f2
Abi3bp1	5.28E-109	1.273158	0.636	0.024	9.27E-105	Lymphatics Abi3bp
Prelp2	8.77E-108	1.103318	0.515	0.016	1.54E-103	Lymphatics Prelp
Pear1	3.97E-105	0.940139	0.515	0.016	6.96E-101	Lymphatics Pear1
Tbx1	1.30E-104	0.860615	0.515	0.017	2.28E-100	Lymphatics Tbx1
Kdr	2.66E-92	1.746437	0.879	0.057	4.67E-88	Lymphatics Kdr
Plvap	4.54E-92	1.543968	0.667	0.032	7.98E-88	Lymphatics Plvap
Tspan18	2.64E-85	0.949324	0.576	0.025	4.64E-81	Lymphatics Tspan18
Cldn5	9.10E-85	2.36153	1	0.083	1.60E-80	Lymphatics Cldn5
N4bp3	3.99E-83	1.089853	0.606	0.029	7.01E-79	Lymphatics N4bp3
Ndrg1	1.25E-80	1.751133	0.788	0.055	2.20E-76	Lymphatics Ndrg1
Ptpn14	2.65E-80	1.034219	0.545	0.025	4.66E-76	Lymphatics Ptpn14
Bok1	2.53E-78	1.070055	0.545	0.026	4.44E-74	Lymphatics Bok
Lyve1	4.35E-77	2.139154	0.636	0.035	7.63E-73	Lymphatics Lyve1
Rasip1	1.03E-76	0.966079	0.576	0.028	1.80E-72	Lymphatics Rasip1

Aqp1	2.74E-75	2.353941	0.879	0.072	4.80E-71	Lymphatics Aqp1
Maf	5.91E-74	2.713539	0.97	0.099	1.04E-69	Lymphatics Maf
Rhoj1	1.10E-73	1.134884	0.606	0.033	1.93E-69	Lymphatics Rhoj
Timp33	1.54E-73	2.551952	1	0.102	2.71E-69	Lymphatics Timp3
Myct1	6.24E-73	1.110149	0.576	0.03	1.10E-68	Lymphatics Myct1
Sema6a	2.86E-72	1.403363	0.606	0.034	5.02E-68	Lymphatics Sema6a
Abcg2	4.17E-72	1.188037	0.545	0.027	7.32E-68	Lymphatics Abcg2
Sdpr1	8.04E-69	2.255226	0.939	0.092	1.41E-64	Lymphatics Sdpr
Pdpn1	8.43E-68	1.251048	0.576	0.033	1.48E-63	Lymphatics Pdpn
Ppfibp1	1.24E-66	1.6601	0.758	0.062	2.18E-62	Lymphatics Ppfibp1
Nrp2	5.85E-66	2.257614	0.848	0.082	1.03E-61	Lymphatics Nrp2
Cdh5	6.58E-62	1.266326	0.788	0.065	1.16E-57	Lymphatics Cdh5
Selm2	1.85E-61	1.412826	0.758	0.064	3.25E-57	Lymphatics Selm
Ramp2	7.98E-58	1.233046	0.818	0.075	1.40E-53	Lymphatics Ramp2
Cp2	1.57E-56	1.676008	0.636	0.049	2.75E-52	Lymphatics Cp
Atp2b4	5.45E-56	0.832461	0.545	0.035	9.57E-52	Lymphatics Atp2b4
Mmp14	6.94E-56	1.344997	0.545	0.036	1.22E-51	Lymphatics Mmp14
Igfbp41	1.40E-55	1.822457	0.848	0.089	2.46E-51	Lymphatics Igfbp4
Cnn31	1.08E-53	1.367011	0.788	0.077	1.89E-49	Lymphatics Cnn3
S100a16	1.15E-52	1.667454	0.909	0.116	2.02E-48	Lymphatics S100a16
Myzap	6.50E-51	0.783697	0.515	0.033	1.14E-46	Lymphatics Myzap
Fam43a	7.00E-51	1.236004	0.697	0.065	1.23E-46	Lymphatics Fam43a
Egfl7	2.26E-49	1.891988	0.818	0.094	3.97E-45	Lymphatics Egfl7
Fgfr11	4.30E-47	0.847138	0.545	0.041	7.55E-43	Lymphatics Fgfr1
Elk3	2.30E-46	1.533602	0.848	0.114	4.04E-42	Lymphatics Elk3
Podxl	6.73E-46	0.929668	0.545	0.041	1.18E-41	Lymphatics Podxl
Dapk21	2.84E-44	1.071141	0.545	0.046	4.99E-40	Lymphatics Dapk2
Ank	1.53E-43	0.9435	0.515	0.041	2.68E-39	Lymphatics Ank
Sash1	9.29E-43	1.130908	0.667	0.072	1.63E-38	Lymphatics Sash1
Arhgap29	1.25E-42	1.124478	0.697	0.076	2.19E-38	Lymphatics Arhgap29
Arl4a	3.18E-42	1.454341	0.758	0.095	5.59E-38	Lymphatics Arl4a
Amotl1	3.70E-41	1.114631	0.606	0.061	6.51E-37	Lymphatics Amotl1
Kank3	1.24E-38	1.019613	0.606	0.063	2.17E-34	Lymphatics Kank3
Thy1	9.55E-38	1.035893	0.697	0.079	1.68E-33	Lymphatics Thy1
Marcksl1	1.11E-36	1.447917	0.788	0.12	1.94E-32	Lymphatics Marcksl1
Smad1	1.75E-36	1.490447	0.667	0.088	3.07E-32	Lymphatics Smad1
Ipo11	1.92E-36	0.986556	0.515	0.049	3.38E-32	Lymphatics Ipo11
Zcchc14	5.71E-36	0.930715	0.576	0.061	1.00E-31	Lymphatics Zcchc14
Plpp1	3.23E-35	0.921692	0.576	0.06	5.68E-31	Lymphatics Plpp1
Plod1	1.07E-34	0.968787	0.606	0.069	1.88E-30	Lymphatics Plod1
Gja11	3.70E-34	1.446635	0.697	0.098	6.49E-30	Lymphatics Gja1
Timp22	1.65E-33	1.632997	0.879	0.171	2.89E-29	Lymphatics Timp2
Efna1	3.52E-33	0.861369	0.515	0.052	6.19E-29	Lymphatics Efna1
Ptprb	4.19E-33	0.92446	0.667	0.086	7.36E-29	Lymphatics Ptprb
Eng	1.16E-32	0.773272	0.576	0.062	2.04E-28	Lymphatics Eng
Col4a13	1.73E-32	1.380207	0.788	0.138	3.04E-28	Lymphatics Col4a1
Peak1	7.30E-32	0.981881	0.545	0.06	1.28E-27	Lymphatics Peak1

Wwtr1	1.28E-31	0.812829	0.576	0.068	2.25E-27	Lymphatics Wwtr1
Pvrl2	3.37E-31	1.129988	0.667	0.102	5.93E-27	Lymphatics Pvrl2
Cav12	5.77E-31	1.256964	0.727	0.109	1.01E-26	Lymphatics Cav1
Serpinh13	7.43E-30	1.401336	0.727	0.123	1.31E-25	Lymphatics Serpinh1
Dock9	7.72E-30	1.232491	0.697	0.112	1.36E-25	Lymphatics Dock9
Cald13	3.30E-29	1.206613	0.667	0.104	5.80E-25	Lymphatics Cald1
Abca11	6.69E-29	1.187985	0.697	0.11	1.17E-24	Lymphatics Abca1
Tcf41	3.54E-28	1.707637	0.909	0.238	6.22E-24	Lymphatics Tcf4
Pam1	9.08E-28	1.115791	0.606	0.089	1.59E-23	Lymphatics Pam
Crim11	3.69E-27	1.016893	0.515	0.063	6.48E-23	Lymphatics Crim1
Creb5	5.74E-27	0.71744	0.515	0.062	1.01E-22	Lymphatics Creb5
Ehd22	6.16E-27	1.022422	0.545	0.071	1.08E-22	Lymphatics Ehd2
Nfia2	6.29E-27	1.506533	0.758	0.154	1.10E-22	Lymphatics Nfia
Pecam1	7.20E-27	1.004836	0.697	0.111	1.26E-22	Lymphatics Pecam1
Cracr2b	4.02E-26	1.020232	0.727	0.131	7.06E-22	Lymphatics Cracr2b
Tgm21	1.53E-25	1.079911	0.788	0.156	2.68E-21	Lymphatics Tgm2
Pald1	5.22E-25	0.823855	0.515	0.068	9.17E-21	Lymphatics Pald1
Notch1	5.36E-25	1.193222	0.697	0.133	9.41E-21	Lymphatics Notch1
Tm4sf13	5.93E-25	0.791695	0.576	0.079	1.04E-20	Lymphatics Tm4sf1
Map4k2	1.35E-24	1.119927	0.606	0.096	2.36E-20	Lymphatics Map4k2
Pea15a	1.91E-24	1.061474	0.697	0.131	3.35E-20	Lymphatics Pea15a
4931406P1	1.13E-23	0.941958	0.606	0.096	1.98E-19	Lymphatics 4931406P16Rik
Eva1b2	1.83E-22	1.064512	0.758	0.168	3.21E-18	Lymphatics Eva1b
Fcgrt1	1.84E-22	1.132903	0.788	0.189	3.24E-18	Lymphatics Fcgrt
Tgfbr21	2.14E-22	1.617168	0.818	0.235	3.75E-18	Lymphatics Tgfbr2
Nfib2	4.28E-22	1.121299	0.727	0.161	7.51E-18	Lymphatics Nfib
Ece11	2.05E-21	1.219594	0.667	0.143	3.59E-17	Lymphatics Ece1
Ptrf3	2.07E-21	0.997324	0.606	0.106	3.64E-17	Lymphatics Ptrf
Syne11	1.36E-20	0.815054	0.576	0.098	2.40E-16	Lymphatics Syne1
Zbtb204	1.80E-20	1.18754	0.879	0.278	3.16E-16	Lymphatics Zbtb20
Hjurp	2.82E-20	0.968752	0.515	0.085	4.95E-16	Lymphatics Hjurp
Itga9	3.27E-20	0.818563	0.545	0.092	5.75E-16	Lymphatics Itga9
Lmo2	3.73E-20	1.180569	0.667	0.146	6.55E-16	Lymphatics Lmo2
Marcks1	3.86E-20	1.374127	0.848	0.269	6.78E-16	Lymphatics Marcks
Sparc3	3.94E-20	1.643892	0.727	0.189	6.92E-16	Lymphatics Sparc
Lims11	4.81E-20	1.400897	0.788	0.235	8.45E-16	Lymphatics Lims1
Sepp1	1.25E-19	1.889405	1	0.6	2.20E-15	Lymphatics Sepp1
F11r1	2.24E-19	1.229983	0.848	0.263	3.92E-15	Lymphatics F11r
Crip23	2.70E-19	1.164313	0.879	0.28	4.74E-15	Lymphatics Crip2
Icam2	4.87E-19	0.737368	0.576	0.1	8.56E-15	Lymphatics Icam2
Creb3l21	6.16E-19	0.839624	0.515	0.087	1.08E-14	Lymphatics Creb3l2
Emp11	6.18E-19	0.916613	0.515	0.087	1.08E-14	Lymphatics Emp1
Rhob1	6.53E-19	1.077747	0.727	0.185	1.15E-14	Lymphatics Rhob
Kctd12	1.31E-18	1.317004	0.758	0.222	2.31E-14	Lymphatics Kctd12
Tpm4	1.45E-18	1.270417	0.939	0.449	2.55E-14	Lymphatics Tpm4
Smagp	1.65E-18	0.968449	0.606	0.121	2.89E-14	Lymphatics Smagp
S1pr1	1.81E-18	0.881635	0.636	0.123	3.19E-14	Lymphatics S1pr1

Aplp21	2.11E-18	1.244104	0.939	0.454	3.71E-14	Lymphatics Aplp2
Npdc1	3.39E-18	0.74592	0.545	0.1	5.96E-14	Lymphatics Npdc1
Abhd17b	5.46E-18	1.160786	0.636	0.153	9.58E-14	Lymphatics Abhd17b
Lbp1	6.22E-18	0.959933	0.515	0.097	1.09E-13	Lymphatics Lbp
Ddit4	1.82E-17	0.780669	0.576	0.111	3.20E-13	Lymphatics Ddit4
Snrk	4.11E-17	1.278258	0.697	0.195	7.22E-13	Lymphatics Snrk
Sox4	4.80E-17	0.933986	0.515	0.099	8.43E-13	Lymphatics Sox4
Sptbn13	6.07E-17	1.326003	0.848	0.34	1.07E-12	Lymphatics Sptbn1
Dab2	6.62E-17	0.897396	0.667	0.153	1.16E-12	Lymphatics Dab2
Nfat5	2.81E-16	1.155961	0.576	0.13	4.93E-12	Lymphatics Nfat5
Utrn	4.56E-16	0.947935	0.576	0.129	8.00E-12	Lymphatics Utrn
Rab11a	4.65E-16	1.271669	0.879	0.408	8.17E-12	Lymphatics Rab11a
Fkbp1a	2.39E-15	1.234836	0.939	0.525	4.20E-11	Lymphatics Fkbp1a
Ets2	5.46E-15	0.804585	0.515	0.106	9.59E-11	Lymphatics Ets2
Bst2	6.55E-15	0.934979	0.818	0.293	1.15E-10	Lymphatics Bst2
Tns13	5.28E-14	0.977212	0.697	0.221	9.27E-10	Lymphatics Tns1
Sh3bp5	1.08E-13	0.77197	0.606	0.146	1.90E-09	Lymphatics Sh3bp5
Cyb5r3	2.23E-13	0.958569	0.788	0.297	3.92E-09	Lymphatics Cyb5r3
Fgl2	2.37E-13	1.185418	0.545	0.141	4.16E-09	Lymphatics Fgl2
Mef2c	3.19E-13	0.769924	0.788	0.254	5.60E-09	Lymphatics Mef2c
Stt3b	4.88E-13	0.741303	0.697	0.213	8.57E-09	Lymphatics Stt3b
Dst1	7.96E-13	0.815795	0.606	0.167	1.40E-08	Lymphatics Dst
Ppp1r21	7.99E-13	1.031266	0.758	0.305	1.40E-08	Lymphatics Ppp1r2
Add1	1.12E-12	0.701961	0.636	0.182	1.97E-08	Lymphatics Add1
Mrc1	1.67E-12	0.727463	0.667	0.177	2.93E-08	Lymphatics Mrc1
Ets1	5.28E-12	0.777471	0.636	0.178	9.27E-08	Lymphatics Ets1
Map3k1	9.26E-12	0.93055	0.576	0.158	1.63E-07	Lymphatics Map3k1
Adam10	1.35E-11	0.879835	0.606	0.188	2.37E-07	Lymphatics Adam10
Ccdc85b	1.63E-11	0.723817	0.515	0.127	2.87E-07	Lymphatics Ccdc85b
Hes13	1.80E-11	0.881812	0.758	0.271	3.16E-07	Lymphatics Hes1
Laptm4a2	2.07E-11	0.964189	0.909	0.572	3.64E-07	Lymphatics Laptm4a
Tcn2	2.50E-11	0.830967	0.636	0.21	4.39E-07	Lymphatics Tcn2
Cd633	6.03E-11	0.824171	0.879	0.397	1.06E-06	Lymphatics Cd63
Capns1	7.37E-11	0.927827	0.848	0.524	1.29E-06	Lymphatics Capns1
Serpinb6a2	7.41E-11	0.771333	0.697	0.226	1.30E-06	Lymphatics Serpinb6a
Dusp12	9.36E-11	0.743482	0.818	0.329	1.64E-06	Lymphatics Dusp1
Nedd42	1.06E-10	0.84361	0.606	0.2	1.85E-06	Lymphatics Nedd4
Itgb12	1.18E-10	0.854237	0.788	0.371	2.08E-06	Lymphatics Itgb1
Twf1	1.39E-10	0.861628	0.515	0.141	2.44E-06	Lymphatics Twf1
Jup	1.66E-10	0.777571	0.576	0.184	2.92E-06	Lymphatics Jup
Eid1	1.80E-10	0.72724	0.576	0.178	3.17E-06	Lymphatics Eid1
Slc9a3r21	1.81E-10	0.860315	0.515	0.151	3.19E-06	Lymphatics Slc9a3r2
Ctnna12	1.83E-10	0.842671	0.697	0.277	3.22E-06	Lymphatics Ctnna1
Tubb5	2.63E-10	0.808247	0.879	0.505	4.62E-06	Lymphatics Tubb5
Serinc3	3.46E-10	0.877969	0.939	0.603	6.08E-06	Lymphatics Serinc3
Ppp2r5a	5.59E-10	0.853214	0.667	0.261	9.82E-06	Lymphatics Ppp2r5a
Tspan14	5.68E-10	0.844643	0.576	0.175	9.98E-06	Lymphatics Tspan14

Tuba1a3	7.93E-10	0.759779	0.697	0.266	1.39E-05	Lymphatics	Tuba1a
Anxa52	1.07E-09	0.95837	0.879	0.534	1.88E-05	Lymphatics	Anxa5
Ctsl2	1.16E-09	0.7193	0.667	0.253	2.04E-05	Lymphatics	Ctsl
Fus	1.50E-09	0.770427	0.879	0.509	2.63E-05	Lymphatics	Fus
Gm424181	6.14E-09	1.057182	0.939	0.741	0.000108	Lymphatics	Gm42418
Gnas	6.76E-09	1.018468	0.818	0.615	0.000119	Lymphatics	Gnas
Reep3	9.43E-09	0.771899	0.667	0.267	0.000166	Lymphatics	Reep3
Txnip1	1.04E-08	0.883534	0.909	0.579	0.000182	Lymphatics	Txnip
Ndufc21	1.28E-08	0.967544	0.818	0.531	0.000225	Lymphatics	Ndufc2
Degs1	1.75E-08	0.742727	0.727	0.344	0.000307	Lymphatics	Degs1
Sptssa	1.89E-08	0.869114	0.697	0.355	0.000333	Lymphatics	Sptssa
Sptan11	1.98E-08	0.718201	0.545	0.199	0.000348	Lymphatics	Sptan1
Plec	2.05E-08	0.801972	0.545	0.202	0.000359	Lymphatics	Plec
Wnk11	2.29E-08	0.796311	0.758	0.392	0.000402	Lymphatics	Wnk1
Rhoc1	4.35E-08	0.776783	0.515	0.18	0.000763	Lymphatics	Rhoc
Mxd4	4.63E-08	0.784541	0.636	0.291	0.000812	Lymphatics	Mxd4
Gls	6.21E-08	0.742145	0.515	0.18	0.001091	Lymphatics	Gls
S100a10	7.81E-08	0.868835	0.909	0.698	0.001372	Lymphatics	S100a10
Sep-71	2.57E-07	0.822665	0.697	0.38	0.004511	Lymphatics	Sep-07
Slc38a2	2.76E-07	0.807345	0.636	0.295	0.00484	Lymphatics	Slc38a2
Glud1	2.97E-07	0.740564	0.758	0.387	0.00521	Lymphatics	Glud1
Sep-02	6.05E-07	0.709717	0.636	0.301	0.010629	Lymphatics	Sep-02
Actn41	6.99E-07	0.796487	0.606	0.297	0.012268	Lymphatics	Actn4
Cd813	1.19E-06	0.763112	0.697	0.361	0.020844	Lymphatics	Cd81
Slc3a2	3.20E-06	0.721565	0.667	0.313	0.056239	Lymphatics	Slc3a2
Klf61	7.90E-06	0.76967	0.697	0.393	0.138731	Lymphatics	Klf6
Lmna1	4.60E-05	0.87799	0.515	0.243	0.806938	Lymphatics	Lmna
Ptprb1	0	2.668341	0.931	0.068	0	Endo_1	Ptprb
Vwf	0	2.60007	0.547	0.037	0	Endo_1	Vwf
Tm4sf14	0	2.543293	0.832	0.063	0	Endo_1	Tm4sf1
Lyve11	0	2.434778	0.772	0.02	0	Endo_1	Lyve1
Ramp21	0	2.350106	0.955	0.057	0	Endo_1	Ramp2
Cldn51	0	2.331101	0.934	0.067	0	Endo_1	Cldn5
Hpgd	0	2.270649	0.838	0.123	0	Endo_1	Hpgd
Ctla2a	0	2.253395	0.889	0.094	0	Endo_1	Ctla2a
Tmem100	0	2.244117	0.814	0.047	0	Endo_1	Tmem100
Egfl71	0	2.238517	0.955	0.077	0	Endo_1	Egfl7
Calcrl	0	2.220897	0.943	0.074	0	Endo_1	Calcrl
Cav13	0	2.220343	0.922	0.092	0	Endo_1	Cav1
Plvap1	0	2.205757	0.775	0.017	0	Endo_1	Plvap
Ly6a1	0	2.19336	0.946	0.179	0	Endo_1	Ly6a
Sdpr2	0	2.173038	0.865	0.077	0	Endo_1	Sdpr
Aqp11	0	2.153888	0.865	0.056	0	Endo_1	Aqp1
Tspan7	0	2.128988	0.874	0.045	0	Endo_1	Tspan7
Clec14a	0	2.05949	0.826	0.023	0	Endo_1	Clec14a
Cd93	0	2.001317	0.832	0.099	0	Endo_1	Cd93
Cdh51	0	1.963687	0.925	0.047	0	Endo_1	Cdh5

Eng1	0	1.929352	0.832	0.046	0	Endo_1	Eng
Pecam11	0	1.89299	0.91	0.094	0	Endo_1	Pecam1
Sema3c	0	1.890685	0.532	0.033	0	Endo_1	Sema3c
Edn1	0	1.845531	0.517	0.01	0	Endo_1	Edn1
Thbd1	0	1.842822	0.832	0.089	0	Endo_1	Thbd
Gpihbp1	0	1.840842	0.583	0.017	0	Endo_1	Gpihbp1
Id33	0	1.838761	0.883	0.134	0	Endo_1	Id3
Hilpda	0	1.789638	0.556	0.053	0	Endo_1	Hilpda
Acvrl1	0	1.699483	0.88	0.101	0	Endo_1	Acvrl1
Heg11	0	1.666822	0.688	0.058	0	Endo_1	Heg1
Ly6c1	0	1.661761	0.823	0.129	0	Endo_1	Ly6c1
Ace	0	1.645149	0.814	0.105	0	Endo_1	Ace
Cyyr1	0	1.596387	0.694	0.022	0	Endo_1	Cyyr1
Flt1	0	1.584364	0.751	0.094	0	Endo_1	Flt1
Ptrf4	0	1.57249	0.721	0.094	0	Endo_1	Ptrf
Tek	0	1.560117	0.667	0.015	0	Endo_1	Tek
Tmem2	0	1.557522	0.622	0.033	0	Endo_1	Tmem2
Icam21	0	1.507211	0.775	0.086	0	Endo_1	Icam2
S1pr11	0	1.480667	0.808	0.109	0	Endo_1	S1pr1
Esam1	0	1.464881	0.748	0.104	0	Endo_1	Esam
Stmn2	0	1.454571	0.568	0.023	0	Endo_1	Stmn2
Slc43a31	0	1.446245	0.64	0.047	0	Endo_1	Slc43a3
Podxl1	0	1.415374	0.625	0.029	0	Endo_1	Podxl
Clec1a	0	1.384192	0.574	0.028	0	Endo_1	Clec1a
Ecscr1	0	1.379772	0.667	0.029	0	Endo_1	Ecscr
Acer2	0	1.377041	0.544	0.02	0	Endo_1	Acer2
Gng113	0	1.375529	0.667	0.041	0	Endo_1	Gng11
Foxf1	0	1.341997	0.625	0.028	0	Endo_1	Foxf1
Plpp11	0	1.25205	0.565	0.05	0	Endo_1	Plpp1
Rhoj2	0	1.248779	0.532	0.023	0	Endo_1	Rhoj
Adgrl4	0	1.236841	0.547	0.014	0	Endo_1	Adgrl4
Tie11	0	1.214118	0.55	0.016	0	Endo_1	Tie1
Fmo1	0	1.181124	0.559	0.029	0	Endo_1	Fmo1
Gata2	0	1.155847	0.52	0.021	0	Endo_1	Gata2
Myct11	0	1.119627	0.514	0.02	0	Endo_1	Myct1
Id1	2.67E-302	1.654625	0.787	0.125	4.68E-298	Endo_1	Id1
S100a161	2.50E-292	1.584596	0.709	0.104	4.38E-288	Endo_1	S100a16
Bmpr2	1.15E-282	1.591285	0.811	0.151	2.02E-278	Endo_1	Bmpr2
Slco2a1	2.95E-280	1.503219	0.757	0.124	5.18E-276	Endo_1	Slco2a1
Dlc11	7.68E-275	1.226579	0.628	0.082	1.35E-270	Endo_1	Dlc1
Epas11	1.97E-256	2.080066	0.943	0.269	3.46E-252	Endo_1	Epas1
Slc9a3r22	2.38E-248	1.480102	0.748	0.139	4.18E-244	Endo_1	Slc9a3r2
Ehd4	1.17E-243	1.858923	0.892	0.236	2.05E-239	Endo_1	Ehd4
Adgrf51	6.20E-237	1.658073	0.895	0.237	1.09E-232	Endo_1	Adgrf5
Itga6	2.23E-233	1.238302	0.538	0.07	3.91E-229	Endo_1	Itga6
Tinagl12	2.22E-232	1.489017	0.595	0.089	3.90E-228	Endo_1	Tinagl1
Ehd23	4.88E-232	1.084942	0.517	0.063	8.57E-228	Endo_1	Ehd2

Nfib3	2.73E-227	1.394209	0.745	0.15	4.80E-223	Endo_1	Nfib
Ece12	2.22E-225	1.399264	0.7	0.132	3.90E-221	Endo_1	Ece1
Pltp2	1.58E-216	1.530969	0.763	0.159	2.77E-212	Endo_1	Pltp
Ddah2	7.64E-212	1.107091	0.508	0.067	1.34E-207	Endo_1	Ddah2
Cxx1a	4.98E-208	1.198624	0.568	0.085	8.74E-204	Endo_1	Cxx1a
Cnn32	5.48E-187	0.950405	0.502	0.07	9.61E-183	Endo_1	Cnn3
Klf7	1.72E-181	1.161135	0.643	0.127	3.03E-177	Endo_1	Klf7
Crip24	1.12E-180	1.344476	0.874	0.268	1.97E-176	Endo_1	Crip2
Tcf42	2.46E-180	1.278368	0.817	0.226	4.32E-176	Endo_1	Tcf4
Cav21	4.40E-176	1.081236	0.58	0.106	7.72E-172	Endo_1	Cav2
Igfbp42	3.38E-174	1.074954	0.529	0.081	5.94E-170	Endo_1	Igfbp4
Tspan13	1.92E-166	1.206636	0.88	0.281	3.37E-162	Endo_1	Tspan13
BC028528	9.01E-166	1.324212	0.67	0.154	1.58E-161	Endo_1	BC028528
4931406P1	3.54E-163	0.953506	0.517	0.088	6.21E-159	Endo_1	4931406P16Rik
Sptbn14	5.77E-161	1.538824	0.865	0.329	1.01E-156	Endo_1	Sptbn1
Klhl5	7.55E-160	1.123519	0.541	0.102	1.33E-155	Endo_1	Klhl5
Cyth3	1.78E-159	0.943429	0.592	0.117	3.13E-155	Endo_1	Cyth3
Serpinh14	1.17E-158	0.997127	0.58	0.114	2.06E-154	Endo_1	Serpinh1
Fermt23	2.71E-153	0.959544	0.52	0.094	4.76E-149	Endo_1	Fermt2
Jun	1.74E-146	1.362239	0.835	0.311	3.05E-142	Endo_1	Jun
Clic51	1.03E-143	0.949208	0.508	0.093	1.80E-139	Endo_1	Clic5
Cd361	1.24E-129	1.335932	0.886	0.387	2.18E-125	Endo_1	Cd36
Cd2002	2.31E-125	1.564147	0.736	0.255	4.05E-121	Endo_1	Cd200
Fkbp1a1	1.64E-122	1.296909	0.901	0.517	2.89E-118	Endo_1	Fkbp1a
Smad7	3.16E-122	1.046207	0.55	0.128	5.55E-118	Endo_1	Smad7
Klf41	2.02E-121	1.17043	0.694	0.219	3.55E-117	Endo_1	Klf4
Jup1	1.46E-117	1.085595	0.61	0.175	2.57E-113	Endo_1	Jup
Arhgap31	2.92E-115	1.189822	0.745	0.283	5.12E-111	Endo_1	Arhgap31
Clic42	1.17E-106	1.140506	0.748	0.299	2.05E-102	Endo_1	Clic4
Notch11	4.80E-105	1.011854	0.508	0.126	8.43E-101	Endo_1	Notch1
Klf2	2.16E-104	1.109907	0.847	0.379	3.79E-100	Endo_1	Klf2
Nrp1	1.33E-100	0.97886	0.76	0.325	2.33E-96	Endo_1	Nrp1
Col4a14	3.16E-95	1.094711	0.502	0.131	5.55E-91	Endo_1	Col4a1
Ier31	4.35E-95	0.953428	0.604	0.185	7.64E-91	Endo_1	Ier3
Bst21	8.98E-86	0.940044	0.691	0.285	1.58E-81	Endo_1	Bst2
Foxp1	7.90E-84	0.927807	0.853	0.479	1.39E-79	Endo_1	Foxp1
Sparc4	7.99E-83	0.930258	0.565	0.182	1.40E-78	Endo_1	Sparc
Clec2d	2.80E-78	0.894662	0.664	0.255	4.92E-74	Endo_1	Clec2d
Itm2b	6.44E-78	0.714133	0.994	0.931	1.13E-73	Endo_1	Itm2b
Rhob2	8.58E-78	0.88753	0.544	0.179	1.51E-73	Endo_1	Rhob
Rdx	2.51E-77	1.061814	0.742	0.379	4.41E-73	Endo_1	Rdx
Zbtb205	2.98E-77	0.886171	0.661	0.271	5.23E-73	Endo_1	Zbtb20
Ifitm3	6.54E-76	0.780013	0.943	0.455	1.15E-71	Endo_1	Ifitm3
Adgre5	1.12E-74	0.85432	0.787	0.369	1.96E-70	Endo_1	Adgre5
Ctnna13	1.65E-74	0.932032	0.634	0.27	2.89E-70	Endo_1	Ctnna1
Hes14	2.09E-74	0.9877	0.673	0.263	3.68E-70	Endo_1	Hes1
Rhoc2	1.94E-73	0.848547	0.526	0.173	3.41E-69	Endo_1	Rhoc

Snrk1	1.62E-72	0.764698	0.556	0.188	2.84E-68	Endo_1	Snrk
Nedd43	1.56E-70	0.820502	0.547	0.193	2.74E-66	Endo_1	Nedd4
Aldh21	5.42E-70	0.993878	0.826	0.502	9.52E-66	Endo_1	Aldh2
Tcn21	3.81E-69	0.81805	0.556	0.203	6.70E-65	Endo_1	Tcn2
Il6st	7.66E-69	0.950891	0.541	0.198	1.35E-64	Endo_1	Il6st
Slc3a21	8.76E-67	0.983999	0.652	0.306	1.54E-62	Endo_1	Slc3a2
Smarca2	1.08E-66	0.858485	0.511	0.177	1.89E-62	Endo_1	Smarca2
H2-Q7	1.21E-62	0.730185	0.589	0.213	2.13E-58	Endo_1	H2-Q7
Sptan12	1.91E-60	0.744379	0.517	0.193	3.36E-56	Endo_1	Sptan1
Cdkn1a1	4.83E-52	0.79782	0.52	0.209	8.48E-48	Endo_1	Cdkn1a
Sec622	4.43E-48	0.701945	0.781	0.512	7.77E-44	Endo_1	Sec62
Cldn52	0	3.524484	0.996	0.068	0	Endo_2	Cldn5
Ly6c11	0	3.314532	0.965	0.128	0	Endo_2	Ly6c1
Ramp22	0	3.309933	0.989	0.059	0	Endo_2	Ramp2
Igfbp73	0	3.198604	0.923	0.14	0	Endo_2	Igfbp7
Ly6a2	0	3.177574	0.986	0.18	0	Endo_2	Ly6a
Kdr1	0	3.003199	0.919	0.043	0	Endo_2	Kdr
Car4	0	2.934919	0.908	0.103	0	Endo_2	Car4
Cyp4b13	0	2.901095	0.915	0.075	0	Endo_2	Cyp4b1
Tmem1001	0	2.894426	0.954	0.047	0	Endo_2	Tmem100
Egfl72	0	2.874716	0.986	0.079	0	Endo_2	Egfl7
Cdh52	0	2.797924	0.972	0.049	0	Endo_2	Cdh5
Icam22	0	2.718618	0.915	0.085	0	Endo_2	Icam2
Calcrl1	0	2.638891	0.968	0.076	0	Endo_2	Calcrl
Acvrl11	0	2.567206	0.958	0.102	0	Endo_2	Acvrl1
Fibin	0	2.561351	0.782	0.014	0	Endo_2	Fibin
Ecscr2	0	2.485943	0.87	0.027	0	Endo_2	Ecscr
Pmp222	0	2.477219	0.863	0.059	0	Endo_2	Pmp22
Aqp12	0	2.420325	0.947	0.057	0	Endo_2	Aqp1
Ednrb	0	2.37515	0.817	0.012	0	Endo_2	Ednrb
Thbd2	0	2.367466	0.933	0.09	0	Endo_2	Thbd
Slc9a3r23	0	2.345193	0.908	0.138	0	Endo_2	Slc9a3r2
Tbx3	0	2.336898	0.849	0.019	0	Endo_2	Tbx3
Pecam12	0	2.336011	0.919	0.097	0	Endo_2	Pecam1
Kitl	0	2.31449	0.856	0.039	0	Endo_2	Kitl
Sdpr3	0	2.31258	0.915	0.078	0	Endo_2	Sdpr
Tspan71	0	2.220823	0.901	0.048	0	Endo_2	Tspan7
Ctla2a1	0	2.199776	0.866	0.097	0	Endo_2	Ctla2a
Slco2a11	0	2.197921	0.908	0.124	0	Endo_2	Slco2a1
Sep-41	0	2.184394	0.757	0.026	0	Endo_2	Sep-04
Scn7a1	0	2.153951	0.813	0.024	0	Endo_2	Scn7a
Eng2	0	2.150547	0.877	0.048	0	Endo_2	Eng
Prx	0	2.142371	0.775	0.014	0	Endo_2	Prx
S1pr12	0	2.092509	0.884	0.11	0	Endo_2	S1pr1
Ace1	0	2.071554	0.901	0.105	0	Endo_2	Ace
Esam2	0	2.070355	0.845	0.104	0	Endo_2	Esam
Stmn21	0	2.061998	0.764	0.021	0	Endo_2	Stmn2

Pcdh1	0	2.03278	0.729	0.017	0	Endo_2	Pcdh1
Id34	0	2.028723	0.898	0.136	0	Endo_2	Id3
Hpgd1	0	2.018001	0.891	0.124	0	Endo_2	Hpgd
Clic52	0	2.012838	0.806	0.089	0	Endo_2	Clic5
Fmo11	0	2.007454	0.785	0.027	0	Endo_2	Fmo1
Foxf11	0	2.002037	0.792	0.027	0	Endo_2	Foxf1
Plpp12	0	1.991539	0.775	0.048	0	Endo_2	Plpp1
Cav14	0	1.98384	0.919	0.095	0	Endo_2	Cav1
Id11	0	1.963387	0.845	0.126	0	Endo_2	Id1
Cyth31	0	1.950559	0.817	0.114	0	Endo_2	Cyth3
Cd34	0	1.928692	0.704	0.021	0	Endo_2	Cd34
Tmcc2	0	1.920847	0.673	0.021	0	Endo_2	Tmcc2
Clec1a1	0	1.902072	0.718	0.027	0	Endo_2	Clec1a
Tmem204	0	1.877246	0.722	0.017	0	Endo_2	Tmem204
Podxl2	0	1.868808	0.732	0.029	0	Endo_2	Podxl
Cxx1a1	0	1.86602	0.743	0.083	0	Endo_2	Cxx1a
Myzap1	0	1.8242	0.757	0.021	0	Endo_2	Myzap
Rgs12	0	1.762545	0.662	0.027	0	Endo_2	Rgs12
Tbx2	0	1.759843	0.637	0.012	0	Endo_2	Tbx2
Tspan181	0	1.692285	0.623	0.015	0	Endo_2	Tspan18
Myct12	0	1.686533	0.683	0.019	0	Endo_2	Myct1
Sema6a1	0	1.683882	0.63	0.024	0	Endo_2	Sema6a
Impdh1	0	1.680396	0.669	0.039	0	Endo_2	Impdh1
Sema3f	0	1.668144	0.63	0.022	0	Endo_2	Sema3f
Chst1	0	1.645041	0.585	0.007	0	Endo_2	Chst1
Cnn33	0	1.615938	0.662	0.068	0	Endo_2	Cnn3
Sema7a	0	1.579251	0.539	0.01	0	Endo_2	Sema7a
Clec14a1	0	1.559724	0.63	0.029	0	Endo_2	Clec14a
Galnt181	0	1.54854	0.581	0.036	0	Endo_2	Galnt18
Gng114	0	1.538744	0.627	0.044	0	Endo_2	Gng11
Trib2	0	1.53113	0.606	0.046	0	Endo_2	Trib2
Pllp	0	1.529129	0.546	0.012	0	Endo_2	Pllp
Gata21	0	1.525384	0.606	0.021	0	Endo_2	Gata2
Lims2	0	1.494095	0.539	0.019	0	Endo_2	Lims2
Mapt	0	1.426843	0.528	0.016	0	Endo_2	Mapt
Enho	0	1.409968	0.514	0.009	0	Endo_2	Enho
Smad6	0	1.407754	0.563	0.026	0	Endo_2	Smad6
Mfap2	0	1.391746	0.521	0.018	0	Endo_2	Mfap2
Slc43a32	0	1.36057	0.585	0.05	0	Endo_2	Slc43a3
Ripply3	0	1.321224	0.504	0.015	0	Endo_2	Ripply3
Arap3	0	1.317074	0.518	0.033	0	Endo_2	Arap3
Cyyr11	0	1.281525	0.504	0.028	0	Endo_2	Cyyr1
Adgrl2	3.51E-303	1.445666	0.553	0.05	6.17E-299	Endo_2	Adgrl2
Afap1l1	3.02E-299	1.664898	0.676	0.08	5.31E-295	Endo_2	Afap1l1
Tmem1401	1.37E-295	1.562498	0.613	0.064	2.40E-291	Endo_2	Tmem140
Hspb13	1.13E-282	2.298379	0.806	0.131	1.98E-278	Endo_2	Hspb1
Cav22	3.04E-280	1.709601	0.732	0.105	5.34E-276	Endo_2	Cav2

Hilpda1	5.43E-274	1.458328	0.556	0.055	9.53E-270	Endo_2	Hilpda
Klf71	1.98E-273	1.81358	0.782	0.126	3.48E-269	Endo_2	Klf7
Ptp4a31	2.33E-269	1.978398	0.824	0.147	4.09E-265	Endo_2	Ptp4a3
Pitpnc1	1.13E-267	1.457528	0.651	0.08	1.98E-263	Endo_2	Pitpnc1
Ankrd33b	9.05E-266	1.217498	0.511	0.046	1.59E-261	Endo_2	Ankrd33b
Nhlrc2	1.57E-265	1.476581	0.577	0.064	2.75E-261	Endo_2	Nhlrc2
Phlda3	2.45E-265	1.663859	0.602	0.07	4.29E-261	Endo_2	Phlda3
Tspan131	3.05E-256	2.420738	0.979	0.281	5.36E-252	Endo_2	Tspan13
Adgrf52	1.44E-251	2.099698	0.944	0.238	2.53E-247	Endo_2	Adgrf5
Ppp1r16b	3.68E-250	1.301342	0.525	0.053	6.45E-246	Endo_2	Ppp1r16b
Emp21	7.70E-248	2.726116	0.894	0.218	1.35E-243	Endo_2	Emp2
Ehd41	1.29E-242	2.164222	0.923	0.238	2.27E-238	Endo_2	Ehd4
Bmpr21	1.45E-241	1.833848	0.796	0.153	2.54E-237	Endo_2	Bmpr2
Nkd11	2.59E-240	1.804852	0.743	0.129	4.54E-236	Endo_2	Nkd1
Epas12	1.54E-233	1.993429	0.958	0.271	2.70E-229	Endo_2	Epas1
Nrp11	1.38E-216	2.370308	0.947	0.323	2.42E-212	Endo_2	Nrp1
Crip25	4.78E-215	2.147855	0.926	0.269	8.40E-211	Endo_2	Crip2
Jun-01	1.50E-213	2.057706	0.951	0.31	2.64E-209	Endo_2	Jun
Cxx1b	3.75E-208	1.429014	0.563	0.077	6.59E-204	Endo_2	Cxx1b
Bcam1	4.79E-201	1.87389	0.785	0.18	8.41E-197	Endo_2	Bcam
Timp34	1.51E-200	1.514774	0.616	0.095	2.65E-196	Endo_2	Timp3
Cdkn1a2	2.11E-197	1.918213	0.82	0.204	3.70E-193	Endo_2	Cdkn1a
Emp12	1.43E-195	1.367613	0.556	0.079	2.51E-191	Endo_2	Emp1
Klf42	3.87E-190	1.743554	0.831	0.217	6.80E-186	Endo_2	Klf4
Clu1	2.36E-189	1.645317	0.69	0.135	4.14E-185	Endo_2	Clu
Flt11	1.20E-188	1.311821	0.613	0.099	2.10E-184	Endo_2	Flt1
Clic43	9.90E-181	1.718088	0.898	0.298	1.74E-176	Endo_2	Clic4
Fermt24	5.15E-179	1.39245	0.574	0.094	9.05E-175	Endo_2	Fermt2
Cd362	1.67E-178	1.739476	0.982	0.387	2.94E-174	Endo_2	Cd36
Smagp1	1.59E-177	1.469604	0.616	0.112	2.80E-173	Endo_2	Smagp
4931406P1	1.22E-173	1.285658	0.553	0.089	2.14E-169	Endo_2	4931406P16Rik
Timp23	4.03E-173	1.470289	0.725	0.162	7.08E-169	Endo_2	Timp2
Tuba1a4	5.77E-172	1.677503	0.859	0.256	1.01E-167	Endo_2	Tuba1a
Vcl1	1.16E-171	1.413057	0.581	0.101	2.04E-167	Endo_2	Vcl
Arhgef3	6.62E-171	1.289741	0.581	0.099	1.16E-166	Endo_2	Arhgef3
Fkbp1a2	3.46E-164	2.069245	0.954	0.517	6.07E-160	Endo_2	Fkbp1a
Vat1	2.48E-163	1.422523	0.662	0.14	4.35E-159	Endo_2	Vat1
S100a162	2.92E-163	1.316119	0.592	0.108	5.13E-159	Endo_2	S100a16
Tspan81	2.02E-161	1.321843	0.553	0.095	3.55E-157	Endo_2	Tspan8
Tspan121	6.20E-157	1.262993	0.507	0.082	1.09E-152	Endo_2	Tspan12
Rhoc3	2.65E-154	1.454542	0.704	0.17	4.65E-150	Endo_2	Rhoc
Nfib4	1.56E-151	1.349523	0.669	0.153	2.75E-147	Endo_2	Nfib
Serpinh15	6.45E-150	1.225124	0.592	0.115	1.13E-145	Endo_2	Serpinh1
Sptbn15	2.41E-146	1.523915	0.866	0.331	4.23E-142	Endo_2	Sptbn1
Serinc31	3.17E-140	1.529935	0.972	0.597	5.57E-136	Endo_2	Serinc3
Cracr2b1	1.10E-139	1.332768	0.577	0.124	1.94E-135	Endo_2	Cracr2b
Col4a21	2.76E-138	1.22812	0.521	0.097	4.84E-134	Endo_2	Col4a2

Tcn22	6.20E-138	1.52665	0.704	0.202	1.09E-133	Endo_2	Tcn2
Cd1511	1.06E-136	1.351307	0.595	0.134	1.86E-132	Endo_2	Cd151
Itm2b1	1.89E-135	1.208097	1	0.931	3.32E-131	Endo_2	Itm2b
Col4a15	1.37E-131	1.235666	0.588	0.13	2.41E-127	Endo_2	Col4a1
Mgll	7.59E-131	1.503622	0.581	0.132	1.33E-126	Endo_2	Mgll
Anxa31	1.32E-125	1.502376	0.796	0.298	2.31E-121	Endo_2	Anxa3
Sepp11	3.99E-124	1.459287	0.958	0.594	7.00E-120	Endo_2	Sepp1
Ptrf5	5.95E-124	1.098734	0.514	0.1	1.04E-119	Endo_2	Ptrf
Ly6e	1.99E-122	1.238268	1	0.852	3.49E-118	Endo_2	Ly6e
AW112010	3.22E-120	1.308253	0.817	0.291	5.65E-116	Endo_2	AW112010
Snrk2	4.14E-116	1.331079	0.648	0.188	7.26E-112	Endo_2	Snrk
Dpysl23	8.16E-115	1.355974	0.711	0.243	1.43E-110	Endo_2	Dpysl2
Gpr146	9.79E-115	1.231532	0.514	0.112	1.72E-110	Endo_2	Gpr146
App1	8.87E-113	1.382153	0.923	0.538	1.56E-108	Endo_2	App
BC0285281	1.48E-112	1.206447	0.602	0.157	2.60E-108	Endo_2	BC028528
Mtus1	1.36E-111	1.189386	0.592	0.153	2.40E-107	Endo_2	Mtus1
Adgre51	4.54E-111	1.240566	0.856	0.369	7.96E-107	Endo_2	Adgre5
Ece13	5.99E-110	1.158037	0.553	0.136	1.05E-105	Endo_2	Ece1
Arhgap311	6.33E-110	1.340278	0.743	0.284	1.11E-105	Endo_2	Arhgap31
Tcf43	1.27E-108	1.193095	0.708	0.23	2.23E-104	Endo_2	Tcf4
Ier32	1.21E-107	1.260489	0.641	0.186	2.13E-103	Endo_2	Ier3
Klf21	1.48E-103	1.218094	0.849	0.381	2.60E-99	Endo_2	Klf2
St3gal6	5.09E-102	1.110675	0.511	0.12	8.94E-98	Endo_2	St3gal6
Marcks2	1.70E-97	1.17578	0.732	0.262	2.99E-93	Endo_2	Marcks
Gimap6	6.72E-95	1.016145	0.616	0.167	1.18E-90	Endo_2	Gimap6
Cd47	2.21E-94	1.129238	0.926	0.655	3.88E-90	Endo_2	Cd47
Eva1b3	1.20E-92	1.186369	0.556	0.162	2.11E-88	Endo_2	Eva1b
Bin1	3.61E-87	1.094286	0.56	0.163	6.34E-83	Endo_2	Bin1
Smarca21	8.47E-86	1.187131	0.56	0.177	1.49E-81	Endo_2	Smarca2
Rasgrp2	6.84E-84	1.049098	0.627	0.206	1.20E-79	Endo_2	Rasgrp2
Tmbim1	1.48E-82	1.123836	0.574	0.191	2.60E-78	Endo_2	Tmbim1
Tmem176a	4.04E-82	1.138792	0.75	0.323	7.09E-78	Endo_2	Tmem176a
Jup2	1.21E-74	1.224749	0.532	0.178	2.13E-70	Endo_2	Jup
Ctnna14	1.11E-72	1.084222	0.637	0.271	1.95E-68	Endo_2	Ctnna1
Ybx1	4.28E-71	1.023903	0.891	0.753	7.51E-67	Endo_2	Ybx1
Map1lc3a3	5.07E-70	1.117403	0.704	0.333	8.90E-66	Endo_2	Map1lc3a
Rcsd1	5.16E-70	0.944069	0.514	0.159	9.06E-66	Endo_2	Rcsd1
Arl2bp	7.57E-69	1.00548	0.518	0.171	1.33E-64	Endo_2	Arl2bp
Pltp3	2.23E-66	0.952106	0.521	0.166	3.91E-62	Endo_2	Pltp
Nfic	2.38E-65	1.077274	0.528	0.192	4.18E-61	Endo_2	Nfic
Gstm13	3.22E-65	1.003131	0.68	0.306	5.65E-61	Endo_2	Gstm1
Hes15	5.69E-65	1.172434	0.637	0.265	9.99E-61	Endo_2	Hes1
Mxd41	3.81E-61	1.082338	0.616	0.286	6.69E-57	Endo_2	Mxd4
Dynll12	6.07E-58	0.775757	0.933	0.788	1.07E-53	Endo_2	Dynll1
Myl12a1	4.61E-56	0.789018	0.901	0.743	8.10E-52	Endo_2	Myl12a
Gnai2	1.05E-54	0.760144	0.912	0.739	1.85E-50	Endo_2	Gnai2
Laptm4a3	4.79E-54	0.893964	0.799	0.569	8.40E-50	Endo_2	Laptm4a

Txnip2	1.22E-51	0.770028	0.842	0.575	2.14E-47	Endo_2	Txnip
Gngt2	1.38E-50	0.738081	0.775	0.427	2.43E-46	Endo_2	Gngt2
Icam11	2.95E-49	1.04958	0.528	0.23	5.18E-45	Endo_2	Icam1
Nfkbia	1.22E-47	0.778634	0.757	0.46	2.14E-43	Endo_2	Nfkbia
Sec623	7.38E-47	0.802405	0.771	0.513	1.30E-42	Endo_2	Sec62
Wasf2	1.40E-46	0.8956	0.627	0.338	2.46E-42	Endo_2	Wasf2
Atf4	1.51E-46	0.948241	0.585	0.303	2.64E-42	Endo_2	Atf4
Bst22	1.63E-44	0.88	0.577	0.289	2.85E-40	Endo_2	Bst2
Ctsl3	1.03E-43	0.771242	0.539	0.248	1.81E-39	Endo_2	Ctsl
Dusp13	1.04E-41	0.749147	0.623	0.324	1.83E-37	Endo_2	Dusp1
Clec2d1	1.42E-41	0.934111	0.542	0.259	2.49E-37	Endo_2	Clec2d
Rap1a	4.89E-40	0.777043	0.768	0.573	8.59E-36	Endo_2	Rap1a
Mbnl2	6.24E-40	0.882357	0.585	0.324	1.10E-35	Endo_2	Mbnl2
Rab11a1	4.97E-39	0.878629	0.623	0.405	8.74E-35	Endo_2	Rab11a
Mef2a	6.48E-38	0.808867	0.539	0.277	1.14E-33	Endo_2	Mef2a
Rdx1	1.65E-36	0.854743	0.609	0.382	2.90E-32	Endo_2	Rdx
Rbms1	1.37E-35	0.773799	0.665	0.458	2.41E-31	Endo_2	Rbms1
Lamp1	1.61E-35	0.712496	0.771	0.576	2.82E-31	Endo_2	Lamp1
Grina	1.91E-35	0.722641	0.567	0.301	3.36E-31	Endo_2	Grina
Mapk3	2.38E-32	0.810014	0.57	0.347	4.17E-28	Endo_2	Mapk3
Serinc11	6.04E-32	0.797685	0.507	0.27	1.06E-27	Endo_2	Serinc1
Hpcal1	8.12E-32	0.727688	0.577	0.35	1.43E-27	Endo_2	Hpcal1
Tppp32	1.12E-31	0.709598	0.581	0.329	1.97E-27	Endo_2	Tppp3
Tmco1	6.83E-31	0.804552	0.616	0.426	1.20E-26	Endo_2	Tmco1
Qk1	8.41E-31	0.861327	0.514	0.295	1.48E-26	Endo_2	Qk
Atp8a12	2.03E-30	0.719555	0.585	0.325	3.56E-26	Endo_2	Atp8a1
Ubald2	1.05E-28	0.755441	0.556	0.337	1.84E-24	Endo_2	Ubald2
Csnk1a1	6.93E-23	0.763577	0.609	0.474	1.22E-18	Endo_2	Csnk1a1
Rarres22	0	4.396443	0.986	0.022	0	Mesotheliu	Rarres2
Igfbp52	0	4.004646	1	0.042	0	Mesotheliu	Igfbp5
Gpc31	0	3.436403	1	0.018	0	Mesotheliu	Gpc3
Msln	0	3.329422	0.986	0.006	0	Mesotheliu	Msln
Upk3b	0	3.155584	0.986	0.002	0	Mesotheliu	Upk3b
Dcn1	0	3.130998	1	0.017	0	Mesotheliu	Dcn
Gpm6a1	0	2.945582	0.986	0.007	0	Mesotheliu	Gpm6a
C4b1	0	2.819045	0.93	0.016	0	Mesotheliu	C4b
Efemp11	0	2.686543	0.986	0.046	0	Mesotheliu	Efemp1
Slurp1	0	2.595947	0.676	0.003	0	Mesotheliu	Slurp1
Fxyd31	0	2.592581	0.915	0.021	0	Mesotheliu	Fxyd3
Nkain4	0	2.571072	0.93	0.003	0	Mesotheliu	Nkain4
Aebp13	0	2.529183	1	0.039	0	Mesotheliu	Aebp1
Serping11	0	2.507907	0.958	0.016	0	Mesotheliu	Serping1
Pcolce1	0	2.469317	0.972	0.027	0	Mesotheliu	Pcolce
Bgn2	0	2.319963	0.958	0.03	0	Mesotheliu	Bgn
Col3a12	0	2.294044	0.859	0.018	0	Mesotheliu	Col3a1
C2	0	2.219812	0.93	0.006	0	Mesotheliu	C2
Sbsn	0	2.215936	0.93	0.016	0	Mesotheliu	Sbsn

Lgals2	0	2.178138	0.761	0.001	0	Mesotheliu	Lgals2
Sfrp2	0	2.151132	0.803	0.001	0	Mesotheliu	Sfrp2
Lrrn4	0	2.109885	0.958	0.001	0	Mesotheliu	Lrrn4
Sparcl12	0	2.093363	0.901	0.023	0	Mesotheliu	Sparcl1
Upk1b	0	2.023483	0.901	0.002	0	Mesotheliu	Upk1b
Ltbp43	0	2.013002	0.93	0.025	0	Mesotheliu	Ltbp4
Aldh1a2	0	1.998644	0.915	0.009	0	Mesotheliu	Aldh1a2
Cldn15	0	1.956549	0.93	0.005	0	Mesotheliu	Cldn15
Rspo1	0	1.954262	0.958	0.012	0	Mesotheliu	Rspo1
Cpe	0	1.951867	0.817	0.01	0	Mesotheliu	Cpe
Sulf1	0	1.903164	0.887	0.007	0	Mesotheliu	Sulf1
Ptgis1	0	1.874138	0.887	0.012	0	Mesotheliu	Ptgis
Gas1	0	1.872841	0.817	0.005	0	Mesotheliu	Gas1
Ogn1	0	1.863727	0.873	0.013	0	Mesotheliu	Ogn
C1s11	0	1.847515	0.93	0.009	0	Mesotheliu	C1s1
Eln2	0	1.809886	0.859	0.024	0	Mesotheliu	Eln
Prkcdbp3	0	1.796064	0.944	0.035	0	Mesotheliu	Prkcdbp
Clec3b1	0	1.776735	0.803	0.014	0	Mesotheliu	Clec3b
Mfap21	0	1.707574	0.873	0.024	0	Mesotheliu	Mfap2
Gm20186	0	1.700139	0.817	0.029	0	Mesotheliu	Gm20186
Rbp11	0	1.69802	0.873	0.023	0	Mesotheliu	Rbp1
Prss232	0	1.663646	0.901	0.02	0	Mesotheliu	Prss23
Podn	0	1.625671	0.803	0.008	0	Mesotheliu	Podn
Gm12840	0	1.608308	0.873	0.027	0	Mesotheliu	Gm12840
Tgfb2	0	1.532679	0.775	0.012	0	Mesotheliu	Tgfb2
Htra11	0	1.488988	0.859	0.025	0	Mesotheliu	Htra1
P3h4	0	1.487154	0.831	0.023	0	Mesotheliu	P3h4
Spock21	0	1.4094	0.831	0.013	0	Mesotheliu	Spock2
Prelp3	0	1.395446	0.803	0.013	0	Mesotheliu	Prelp
Pdpn2	0	1.387392	0.873	0.03	0	Mesotheliu	Pdpn
Flrt2	0	1.378138	0.732	0.005	0	Mesotheliu	Flrt2
C1ra1	0	1.359934	0.789	0.015	0	Mesotheliu	C1ra
Muc16	0	1.352667	0.817	0.001	0	Mesotheliu	Muc16
Fbln52	0	1.351528	0.746	0.021	0	Mesotheliu	Fbln5
Chst4	0	1.308854	0.69	0.001	0	Mesotheliu	Chst4
Ptprd	0	1.277378	0.761	0.005	0	Mesotheliu	Ptprd
Bicd1	0	1.237669	0.662	0.015	0	Mesotheliu	Bicd1
Bace2	0	1.181665	0.62	0.01	0	Mesotheliu	Bace2
Nnmt	0	1.163287	0.69	0.007	0	Mesotheliu	Nnmt
Fras1	0	1.162455	0.662	0.001	0	Mesotheliu	Fras1
Ndn	0	1.156545	0.676	0.006	0	Mesotheliu	Ndn
Col1a22	0	1.144295	0.676	0.016	0	Mesotheliu	Col1a2
Tmem151a	0	1.143328	0.69	0.007	0	Mesotheliu	Tmem151a
Smpd3	0	1.128235	0.563	0.013	0	Mesotheliu	Smpd3
Csf1	0	1.122998	0.704	0.015	0	Mesotheliu	Csf1
Adam331	0	1.117847	0.704	0.013	0	Mesotheliu	Adam33
Crym	0	1.11709	0.662	0.004	0	Mesotheliu	Crym

Myrf	0	1.068653	0.718	0.007	0	Mesotheliu Myrf
Wt1	0	1.03948	0.592	0	0	Mesotheliu Wt1
Cygb1	0	1.037483	0.704	0.016	0	Mesotheliu Cygb
Sema3d1	0	1.030338	0.606	0.004	0	Mesotheliu Sema3d
Sfrp1	0	1.002597	0.606	0.004	0	Mesotheliu Sfrp1
Ildr2	0	1.00085	0.648	0.003	0	Mesotheliu Ildr2
Chrdl1	0	0.978352	0.592	0.001	0	Mesotheliu Chrdl1
Fam180a	0	0.948736	0.563	0.001	0	Mesotheliu Fam180a
Hlf	0	0.912094	0.592	0.004	0	Mesotheliu Hlf
Plce1	0	0.874294	0.563	0.011	0	Mesotheliu Plce1
Aplp1	0	0.863158	0.549	0.006	0	Mesotheliu Aplp1
Ddr21	0	0.861854	0.577	0.008	0	Mesotheliu Ddr2
Ngb	0	0.85155	0.549	0.001	0	Mesotheliu Ngb
Smtnl2	0	0.845573	0.549	0.011	0	Mesotheliu Smtnl2
Bnc1	0	0.839975	0.592	0	0	Mesotheliu Bnc1
Loxl11	0	0.828454	0.592	0.009	0	Mesotheliu Loxl1
Efna5	0	0.816394	0.521	0.006	0	Mesotheliu Efna5
Timp1	0	0.800577	0.592	0.008	0	Mesotheliu Timp1
Cfb	0	0.799094	0.521	0.005	0	Mesotheliu Cfb
Prss12	0	0.734213	0.535	0.003	0	Mesotheliu Prss12
Cdon	1.12E-305	0.866659	0.549	0.012	1.97E-301	Mesotheliu Cdon
Rcn31	8.65E-305	1.565893	0.789	0.028	1.52E-300	Mesotheliu Rcn3
Spink2	6.11E-298	0.873496	0.521	0.011	1.07E-293	Mesotheliu Spink2
Col6a21	5.18E-292	1.455588	0.789	0.029	9.09E-288	Mesotheliu Col6a2
Nbl12	2.77E-291	1.452902	0.746	0.025	4.86E-287	Mesotheliu Nbl1
Sema3c1	1.17E-289	1.729584	0.915	0.04	2.06E-285	Mesotheliu Sema3c
Kank1	3.90E-282	1.068656	0.704	0.024	6.86E-278	Mesotheliu Kank1
Plxdc21	6.19E-282	1.447969	0.873	0.037	1.09E-277	Mesotheliu Plxdc2
Smo	5.85E-281	0.840126	0.535	0.013	1.03E-276	Mesotheliu Smo
Fibin1	7.36E-275	1.183189	0.732	0.025	1.29E-270	Mesotheliu Fibin
Sdc21	3.44E-247	1.028693	0.648	0.023	6.05E-243	Mesotheliu Sdc2
Gsta32	1.42E-244	2.726866	0.986	0.061	2.50E-240	Mesotheliu Gsta3
Fxyd61	2.30E-232	0.933787	0.507	0.014	4.03E-228	Mesotheliu Fxyd6
Tgfb3	2.30E-231	0.902263	0.577	0.019	4.04E-227	Mesotheliu Tgfb3
Colec121	1.19E-226	0.798466	0.549	0.017	2.10E-222	Mesotheliu Colec12
Cd341	3.04E-222	0.925903	0.718	0.03	5.34E-218	Mesotheliu Cd34
Fbxo2	1.50E-221	0.754958	0.521	0.016	2.64E-217	Mesotheliu Fbxo2
Fmo21	2.59E-221	3.296038	0.986	0.068	4.54E-217	Mesotheliu Fmo2
Aqp13	9.38E-221	2.947801	1	0.069	1.65E-216	Mesotheliu Aqp1
Ahnak21	8.75E-219	1.416616	0.803	0.041	1.54E-214	Mesotheliu Ahnak2
Espn	4.88E-215	1.005854	0.606	0.023	8.56E-211	Mesotheliu Espn
Hmcn1	5.82E-210	0.755642	0.577	0.02	1.02E-205	Mesotheliu Hmcn1
Ptpn141	2.70E-209	0.924402	0.606	0.023	4.75E-205	Mesotheliu Ptpn14
Selm3	8.18E-209	1.856919	0.93	0.062	1.44E-204	Mesotheliu Selm
Fstl12	1.92E-204	0.916292	0.549	0.019	3.38E-200	Mesotheliu Fstl1
Ntn11	1.68E-197	1.028553	0.549	0.02	2.94E-193	Mesotheliu Ntn1
Plscr21	2.10E-197	0.881828	0.535	0.019	3.69E-193	Mesotheliu Plscr2

Tm4sf15	8.30E-183	2.111047	0.972	0.076	1.46E-178	Mesotheliu Tm4sf1
Kdr2	1.37E-181	1.281397	0.859	0.055	2.41E-177	Mesotheliu Kdr
Tmem108	5.73E-178	0.734553	0.521	0.02	1.01E-173	Mesotheliu Tmem108
Col14a1	2.14E-174	0.945506	0.521	0.02	3.77E-170	Mesotheliu Col14a1
Bicc11	7.20E-173	1.432088	0.761	0.048	1.26E-168	Mesotheliu Bicc1
Adamtsl1	1.88E-172	0.752022	0.521	0.021	3.30E-168	Mesotheliu Adamtsl1
Hotairm1	2.21E-172	0.862005	0.606	0.028	3.89E-168	Mesotheliu Hotairm1
Slc16a1	7.40E-172	1.543413	0.803	0.055	1.30E-167	Mesotheliu Slc16a1
Abi3bp2	1.31E-167	0.77714	0.549	0.023	2.30E-163	Mesotheliu Abi3bp
Crim12	1.32E-165	1.668026	0.831	0.06	2.33E-161	Mesotheliu Crim1
Mgp2	1.23E-164	3.188507	1	0.097	2.15E-160	Mesotheliu Mgp
Cfh1	6.23E-163	2.233625	0.958	0.088	1.09E-158	Mesotheliu Cfh
Cldn101	2.14E-161	1.01567	0.62	0.032	3.76E-157	Mesotheliu Cldn10
Cpq1	1.94E-158	1.360884	0.831	0.064	3.41E-154	Mesotheliu Cpq
Cyp2s11	5.76E-155	0.953232	0.676	0.039	1.01E-150	Mesotheliu Cyp2s1
Zfp579	8.28E-155	1.031091	0.634	0.035	1.45E-150	Mesotheliu Zfp579
Ccdc801	1.64E-154	1.173294	0.775	0.053	2.88E-150	Mesotheliu Ccdc80
Stk26	1.77E-154	0.806317	0.563	0.027	3.11E-150	Mesotheliu Stk26
Ptrf6	3.74E-154	2.077982	1	0.103	6.57E-150	Mesotheliu Ptrf
Cmah	3.19E-149	1.340112	0.817	0.062	5.60E-145	Mesotheliu Cmah
Krt71	2.57E-147	1.907706	0.887	0.082	4.52E-143	Mesotheliu Krt7
Ghr	5.59E-142	0.903291	0.606	0.035	9.82E-138	Mesotheliu Ghr
Gstm23	5.50E-138	1.128456	0.746	0.056	9.66E-134	Mesotheliu Gstm2
Cav15	4.24E-135	2.047699	0.972	0.106	7.45E-131	Mesotheliu Cav1
Fkbp71	2.07E-133	0.814952	0.549	0.03	3.64E-129	Mesotheliu Fkbp7
AU021092:	8.70E-132	2.058033	0.887	0.094	1.53E-127	Mesotheliu AU021092
Lhfp2	9.94E-131	0.7895	0.549	0.03	1.75E-126	Mesotheliu Lhfp
Igfbp62	1.81E-130	3.823924	1	0.133	3.18E-126	Mesotheliu Igfbp6
Ecm12	3.78E-129	1.178854	0.718	0.055	6.64E-125	Mesotheliu Ecm1
Cryab3	5.55E-129	1.859919	0.915	0.102	9.75E-125	Mesotheliu Cryab
Twsg11	2.54E-126	1.344256	0.775	0.07	4.47E-122	Mesotheliu Twsg1
AI661453	7.38E-126	0.805258	0.549	0.032	1.30E-121	Mesotheliu AI661453
Col6a12	1.62E-124	1.52557	0.845	0.086	2.85E-120	Mesotheliu Col6a1
Col4a41	1.63E-123	0.904372	0.62	0.042	2.86E-119	Mesotheliu Col4a4
Serpinh16	8.68E-123	2.007435	0.958	0.12	1.52E-118	Mesotheliu Serpinh1
Clu2	1.49E-122	2.587505	1	0.141	2.61E-118	Mesotheliu Clu
Basp1	4.66E-122	1.137233	0.718	0.058	8.18E-118	Mesotheliu Basp1
Ddr11	6.61E-122	0.928282	0.606	0.041	1.16E-117	Mesotheliu Ddr1
Gbp2	1.77E-119	0.933841	0.69	0.053	3.11E-115	Mesotheliu Gbp2
Rbm28	2.69E-117	2.365157	0.944	0.129	4.71E-113	Mesotheliu Rbm28
Smim1	5.29E-116	1.826134	0.915	0.117	9.29E-112	Mesotheliu Smim1
Tmem98	8.87E-114	1.058628	0.648	0.052	1.56E-109	Mesotheliu Tmem98
Hspb14	1.19E-110	2.120253	0.972	0.14	2.09E-106	Mesotheliu Hspb1
Gata6	1.26E-109	0.955564	0.718	0.065	2.22E-105	Mesotheliu Gata6
Fhl14	3.29E-109	0.736455	0.592	0.042	5.77E-105	Mesotheliu Fhl1
1190002N1	9.30E-109	1.121542	0.69	0.061	1.63E-104	Mesotheliu 1190002N15Rik
Sema6a2	1.28E-101	0.735495	0.507	0.033	2.24E-97	Mesotheliu Sema6a

Cobll1	4.00E-101	0.855837	0.592	0.046	7.03E-97	Mesotheliu Cobll1
Syne2	2.76E-99	1.602693	0.845	0.113	4.84E-95	Mesotheliu Syne2
Timp24	3.23E-99	2.232927	0.986	0.169	5.68E-95	Mesotheliu Timp2
Tspan4	3.49E-99	0.851608	0.549	0.041	6.13E-95	Mesotheliu Tspan4
Myo5b	2.26E-98	0.789887	0.563	0.044	3.96E-94	Mesotheliu Myo5b
Tns32	1.42E-96	1.450117	0.901	0.129	2.49E-92	Mesotheliu Tns3
Dctn6	4.25E-96	1.435197	0.873	0.118	7.47E-92	Mesotheliu Dctn6
Sgce	3.46E-94	0.750551	0.521	0.039	6.08E-90	Mesotheliu Sgce
Cd1512	6.72E-94	1.464102	0.915	0.139	1.18E-89	Mesotheliu Cd151
Aldh1a13	3.25E-93	1.241999	0.761	0.082	5.71E-89	Mesotheliu Aldh1a1
Kitl1	7.46E-93	0.77555	0.606	0.051	1.31E-88	Mesotheliu Kitl
Cald14	1.05E-92	1.358011	0.803	0.102	1.84E-88	Mesotheliu Cald1
Snhg182	4.94E-91	1.157574	0.789	0.097	8.68E-87	Mesotheliu Snhg18
Sparc5	5.16E-90	2.061428	0.986	0.186	9.06E-86	Mesotheliu Sparc
Lamb21	7.88E-90	0.940374	0.606	0.056	1.38E-85	Mesotheliu Lamb2
Tspan5	5.39E-89	0.816004	0.606	0.054	9.47E-85	Mesotheliu Tspan5
Plpp13	1.27E-88	0.80794	0.634	0.059	2.23E-84	Mesotheliu Plpp1
Cxadr1	1.37E-88	1.161395	0.746	0.09	2.40E-84	Mesotheliu Cxadr
Gas63	1.89E-88	2.097117	0.972	0.186	3.33E-84	Mesotheliu Gas6
C31	3.80E-86	3.679663	1	0.228	6.67E-82	Mesotheliu C3
Ctdspl	1.24E-84	0.813176	0.662	0.068	2.17E-80	Mesotheliu Ctdspl
Fkbp9	3.15E-84	0.800648	0.606	0.058	5.53E-80	Mesotheliu Fkbp9
Bmpr1a	1.43E-83	0.811779	0.634	0.064	2.50E-79	Mesotheliu Bmpr1a
Bcam2	1.43E-83	1.680216	0.986	0.187	2.52E-79	Mesotheliu Bcam
Il18r12	3.09E-83	1.496359	0.873	0.14	5.42E-79	Mesotheliu Il18r1
Sdpr4	4.34E-83	0.821288	0.775	0.091	7.62E-79	Mesotheliu Sdpr
Igfbp74	2.15E-82	1.16812	0.93	0.151	3.77E-78	Mesotheliu Igfbp7
Heg12	3.56E-81	0.838479	0.662	0.069	6.26E-77	Mesotheliu Heg1
Cobl	6.61E-81	0.876423	0.592	0.059	1.16E-76	Mesotheliu Cobl
Krt192	1.70E-80	1.930929	0.887	0.15	2.98E-76	Mesotheliu Krt19
Mmd	2.39E-79	1.4251	0.831	0.128	4.20E-75	Mesotheliu Mmd
Pmp223	5.03E-79	0.775461	0.662	0.071	8.82E-75	Mesotheliu Pmp22
Slc39a82	7.79E-79	1.608234	0.859	0.146	1.37E-74	Mesotheliu Slc39a8
Gpx81	8.55E-79	1.130248	0.746	0.098	1.50E-74	Mesotheliu Gpx8
Alad	6.05E-78	1.088529	0.775	0.109	1.06E-73	Mesotheliu Alad
Gabarapl11	4.40E-75	1.626252	0.887	0.169	7.73E-71	Mesotheliu Gabarapl1
Npdc11	1.76E-74	1.106364	0.732	0.099	3.09E-70	Mesotheliu Npdc1
Arhgap291	9.94E-73	0.98271	0.634	0.074	1.75E-68	Mesotheliu Arhgap29
Id12	1.86E-72	1.530371	0.831	0.136	3.26E-68	Mesotheliu Id1
Stbd1	1.52E-70	0.712141	0.535	0.054	2.67E-66	Mesotheliu Stbd1
Ehd24	2.87E-70	0.73553	0.62	0.07	5.04E-66	Mesotheliu Ehd2
Ppfibp2	8.79E-70	1.010741	0.634	0.08	1.54E-65	Mesotheliu Ppfibp2
Dpp4	3.60E-66	1.223829	0.761	0.123	6.31E-62	Mesotheliu Dpp4
Npr1	7.16E-66	0.81151	0.676	0.091	1.26E-61	Mesotheliu Npr1
Ndrg11	6.28E-65	0.785417	0.521	0.054	1.10E-60	Mesotheliu Ndrg1
Rbpms1	6.30E-64	1.079257	0.789	0.133	1.11E-59	Mesotheliu Rbpms
Thra1	2.90E-63	0.897525	0.746	0.115	5.09E-59	Mesotheliu Thra

Nedd44	3.49E-63	1.334975	0.901	0.197	6.12E-59	Mesotheliu Nedd4
Dab21	4.18E-63	1.085144	0.859	0.151	7.35E-59	Mesotheliu Dab2
Slco2a12	4.22E-63	1.37748	0.775	0.135	7.41E-59	Mesotheliu Slco2a1
Daglb	5.40E-63	1.132103	0.69	0.104	9.48E-59	Mesotheliu Daglb
Mpp6	1.31E-62	0.905123	0.606	0.079	2.31E-58	Mesotheliu Mpp6
Slc9a3r11	2.35E-61	1.448685	0.944	0.246	4.12E-57	Mesotheliu Slc9a3r1
Igf1r2	3.35E-61	0.761349	0.634	0.081	5.88E-57	Mesotheliu Igf1r
Ryk	7.25E-60	0.744584	0.62	0.083	1.27E-55	Mesotheliu Ryk
Id35	2.15E-59	1.167482	0.831	0.147	3.78E-55	Mesotheliu Id3
Npnt3	2.08E-57	0.965535	0.662	0.1	3.65E-53	Mesotheliu Npnt
Krt183	2.28E-57	1.127375	0.732	0.124	4.01E-53	Mesotheliu Krt18
Rnase42	1.14E-56	1.869085	0.986	0.329	2.00E-52	Mesotheliu Rnase4
Ptgs11	4.74E-55	1.022429	0.761	0.139	8.32E-51	Mesotheliu Ptgs1
Cd2ap	5.95E-55	1.240375	0.831	0.183	1.04E-50	Mesotheliu Cd2ap
Cd814	6.00E-55	1.911539	0.972	0.359	1.05E-50	Mesotheliu Cd81
Ppfibp11	8.97E-55	0.808125	0.507	0.062	1.57E-50	Mesotheliu Ppfibp1
Lbp2	1.09E-54	1.075547	0.62	0.095	1.91E-50	Mesotheliu Lbp
Rbms32	1.11E-54	0.931393	0.606	0.09	1.94E-50	Mesotheliu Rbms3
Ltbp31	2.13E-54	0.782162	0.592	0.083	3.74E-50	Mesotheliu Ltbp3
Amotl21	2.26E-54	1.001494	0.648	0.103	3.97E-50	Mesotheliu Amotl2
Gstt12	3.91E-54	1.097384	0.718	0.132	6.87E-50	Mesotheliu Gstt1
Nfib5	1.64E-53	1.245938	0.775	0.16	2.88E-49	Mesotheliu Nfib
Creb3l22	2.76E-52	0.784174	0.592	0.085	4.85E-48	Mesotheliu Creb3l2
Oasl2	4.27E-52	0.8193	0.592	0.083	7.50E-48	Mesotheliu Oasl2
Esam3	1.05E-51	0.788465	0.69	0.115	1.84E-47	Mesotheliu Esam
Anxa32	1.23E-51	1.415369	0.958	0.305	2.16E-47	Mesotheliu Anxa3
Arhgap181	1.50E-51	0.86546	0.606	0.091	2.64E-47	Mesotheliu Arhgap18
Clic33	5.56E-51	0.957831	0.746	0.145	9.76E-47	Mesotheliu Clic3
Nfia3	2.24E-50	1.112381	0.746	0.152	3.93E-46	Mesotheliu Nfia
Stom	2.24E-50	0.971397	0.718	0.136	3.94E-46	Mesotheliu Stom
Gsta42	7.52E-49	0.888548	0.606	0.098	1.32E-44	Mesotheliu Gsta4
Tead11	7.73E-49	0.741691	0.507	0.069	1.36E-44	Mesotheliu Tead1
Lrpap11	1.31E-48	1.037005	0.803	0.183	2.30E-44	Mesotheliu Lrpap1
Ezr1	3.75E-48	1.651578	1	0.468	6.59E-44	Mesotheliu Ezr
Sptbn16	2.58E-47	1.209966	0.986	0.338	4.53E-43	Mesotheliu Sptbn1
Krt83	7.45E-47	0.826154	0.676	0.122	1.31E-42	Mesotheliu Krt8
Crip11	1.10E-46	2.158079	1	0.794	1.93E-42	Mesotheliu Crip1
Nenf3	1.23E-46	1.53664	0.915	0.325	2.16E-42	Mesotheliu Nenf
Laptm4a4	2.55E-46	1.664177	1	0.571	4.47E-42	Mesotheliu Laptm4a
F11r2	5.84E-46	1.089494	0.901	0.261	1.03E-41	Mesotheliu F11r
Ifi272	1.55E-45	1.12955	0.887	0.252	2.72E-41	Mesotheliu Ifi27
Mprip3	2.60E-44	0.880322	0.718	0.148	4.57E-40	Mesotheliu Mprip
Bsg3	3.03E-44	1.695514	0.986	0.597	5.31E-40	Mesotheliu Bsg
Gja12	1.29E-43	0.701589	0.592	0.097	2.26E-39	Mesotheliu Gja1
Serpinb1a	6.67E-43	0.800929	0.704	0.135	1.17E-38	Mesotheliu Serpinb1a
Fam84b1	8.93E-43	0.753246	0.592	0.101	1.57E-38	Mesotheliu Fam84b
Csrp21	8.47E-42	0.857195	0.549	0.087	1.49E-37	Mesotheliu Csrp2

Man1a	4.63E-41	1.05859	0.789	0.205	8.14E-37	Mesotheliu Man1a
Serpinb6a3	5.33E-41	1.006756	0.831	0.224	9.35E-37	Mesotheliu Serpinb6a
Arhgef12	7.62E-40	0.788931	0.634	0.124	1.34E-35	Mesotheliu Arhgef12
Tbl1x	9.51E-40	0.757872	0.69	0.142	1.67E-35	Mesotheliu Tbl1x
Gstm14	1.10E-39	1.192128	0.915	0.31	1.93E-35	Mesotheliu Gstm1
Ctsl4	1.20E-39	1.010176	0.845	0.251	2.11E-35	Mesotheliu Ctsl
S100a61	1.70E-39	1.607652	1	0.592	2.98E-35	Mesotheliu S100a6
Slc48a1	5.25E-39	0.86248	0.803	0.202	9.22E-35	Mesotheliu Slc48a1
Ang1	6.09E-39	0.788433	0.775	0.18	1.07E-34	Mesotheliu Ang
Il6st1	4.76E-38	0.984958	0.775	0.203	8.37E-34	Mesotheliu Il6st
Hist1h1c	7.74E-38	0.885976	0.732	0.171	1.36E-33	Mesotheliu Hist1h1c
Rnf11	1.55E-37	0.821572	0.676	0.153	2.73E-33	Mesotheliu Rnf11
Pbx12	9.20E-37	1.032909	0.789	0.237	1.62E-32	Mesotheliu Pbx1
Cyb5r31	1.25E-36	1.081292	0.873	0.295	2.19E-32	Mesotheliu Cyb5r3
Tpm13	2.74E-35	0.923004	0.831	0.249	4.81E-31	Mesotheliu Tpm1
S100a11	3.14E-35	1.013535	0.958	0.376	5.52E-31	Mesotheliu S100a1
Tmem176b	6.10E-35	1.134146	0.944	0.403	1.07E-30	Mesotheliu Tmem176b
Bst1	8.98E-34	0.943122	0.69	0.17	1.58E-29	Mesotheliu Bst1
Nfix1	1.06E-33	0.823594	0.789	0.223	1.87E-29	Mesotheliu Nfix
Rabgap1l2	1.42E-33	0.953511	0.718	0.189	2.49E-29	Mesotheliu Rabgap1l
Crip26	3.64E-33	0.879505	0.873	0.278	6.38E-29	Mesotheliu Crip2
Myl61	7.09E-33	0.940067	1	0.912	1.25E-28	Mesotheliu Myl6
Tbrg1	1.43E-32	0.824286	0.789	0.221	2.52E-28	Mesotheliu Tbrg1
Hcfc1r11	1.47E-32	1.110698	0.873	0.357	2.58E-28	Mesotheliu Hcfc1r1
Tmem176a	3.19E-32	0.93235	0.901	0.328	5.61E-28	Mesotheliu Tmem176a
S100a101	1.12E-31	1.038887	1	0.697	1.97E-27	Mesotheliu S100a10
Zbtb206	4.28E-31	0.89202	0.845	0.276	7.51E-27	Mesotheliu Zbtb20
Cd82	4.92E-31	0.731439	0.775	0.215	8.64E-27	Mesotheliu Cd82
Tapbp	1.44E-30	0.982514	0.944	0.418	2.53E-26	Mesotheliu Tapbp
Maged1	4.50E-30	0.712434	0.535	0.114	7.90E-26	Mesotheliu Maged1
Serpinb6b2	1.28E-29	0.761069	0.662	0.171	2.25E-25	Mesotheliu Serpinb6b
Dpysl24	5.03E-29	0.732654	0.803	0.249	8.84E-25	Mesotheliu Dpysl2
Rabac11	2.18E-28	0.933334	0.972	0.681	3.83E-24	Mesotheliu Rabac1
Cltb	2.92E-28	0.799381	0.732	0.222	5.12E-24	Mesotheliu Cltb
App2	7.88E-28	0.921187	0.958	0.543	1.38E-23	Mesotheliu App
Pdia3	1.13E-27	0.95001	0.958	0.604	1.98E-23	Mesotheliu Pdia3
Cyb5a3	1.38E-27	1.035438	0.944	0.54	2.43E-23	Mesotheliu Cyb5a
Adk1	4.42E-27	0.715554	0.718	0.203	7.76E-23	Mesotheliu Adk
Hsp90b1	5.32E-27	0.921725	0.972	0.672	9.35E-23	Mesotheliu Hsp90b1
Aplp22	1.45E-26	0.902924	0.93	0.453	2.54E-22	Mesotheliu Aplp2
Ahnak3	3.26E-26	0.874324	0.972	0.533	5.72E-22	Mesotheliu Ahnak
Dync1i2	3.56E-26	0.919387	0.901	0.496	6.25E-22	Mesotheliu Dync1i2
Nbeal11	3.67E-26	0.728203	0.662	0.181	6.45E-22	Mesotheliu Nbeal1
Rhob3	1.18E-25	0.771061	0.648	0.184	2.08E-21	Mesotheliu Rhob
Aprt	1.46E-25	0.908932	0.915	0.411	2.56E-21	Mesotheliu Aprt
Hist1h2bc2	3.37E-25	0.834221	0.803	0.284	5.92E-21	Mesotheliu Hist1h2bc
Ergic3	3.43E-25	0.744635	0.845	0.323	6.02E-21	Mesotheliu Ergic3

Sec624	5.15E-25	0.858134	0.93	0.516	9.04E-21	Mesotheliu	Sec62
Pdia6	1.15E-24	0.865446	0.915	0.476	2.01E-20	Mesotheliu	Pdia6
Slc25a43	1.47E-24	0.840384	0.873	0.412	2.59E-20	Mesotheliu	Slc25a4
Sdc43	5.27E-24	0.737895	0.845	0.285	9.25E-20	Mesotheliu	Sdc4
Spint25	5.32E-24	0.814615	0.859	0.315	9.34E-20	Mesotheliu	Spint2
Ces1d3	5.42E-24	0.866529	0.718	0.222	9.52E-20	Mesotheliu	Ces1d
Dnajc31	1.25E-23	0.850451	0.831	0.363	2.20E-19	Mesotheliu	Dnajc3
Hspa51	1.71E-23	1.081243	0.93	0.548	3.00E-19	Mesotheliu	Hspa5
Gm424182	6.64E-23	0.881358	0.972	0.74	1.17E-18	Mesotheliu	Gm42418
Nupr14	2.35E-22	0.799811	0.873	0.368	4.12E-18	Mesotheliu	Nupr1
Cd2003	3.71E-22	0.72692	0.761	0.263	6.51E-18	Mesotheliu	Cd200
Gnas1	1.18E-21	0.738514	0.972	0.614	2.07E-17	Mesotheliu	Gnas
Gstp1	1.38E-21	1.13817	0.704	0.276	2.42E-17	Mesotheliu	Gstp1
Atpif11	3.83E-21	0.71889	0.972	0.593	6.72E-17	Mesotheliu	Atpif1
Calr	3.36E-20	0.813885	0.93	0.643	5.91E-16	Mesotheliu	Calr
Ndufa5	1.54E-19	0.724231	0.817	0.355	2.70E-15	Mesotheliu	Ndufa5
Clic44	1.87E-19	0.778843	0.761	0.307	3.29E-15	Mesotheliu	Clic4
Tmed31	2.47E-17	0.738757	0.718	0.335	4.33E-13	Mesotheliu	Tmed3
Mgst11	2.06E-16	0.743794	0.915	0.543	3.62E-12	Mesotheliu	Mgst1
Manf	8.49E-14	0.767751	0.761	0.437	1.49E-09	Mesotheliu	Manf
Slpi	2.47E-12	1.217374	0.746	0.389	4.33E-08	Mesotheliu	Slpi
S100a4	0	1.937043	0.993	0.238	0	Classical_m	S100a4
Ly6c2	0	1.932754	0.943	0.176	0	Classical_m	Ly6c2
Plac8	0	1.798281	0.997	0.343	0	Classical_m	Plac8
Ms4a6c	0	1.737509	0.978	0.211	0	Classical_m	Ms4a6c
F13a1	0	1.716163	0.893	0.069	0	Classical_m	F13a1
Ccr2	0	1.628927	0.962	0.175	0	Classical_m	Ccr2
Ifitm31	0	1.602247	0.998	0.39	0	Classical_m	Ifitm3
Ccl9	0	1.447991	0.931	0.198	0	Classical_m	Ccl9
Fn11	0	1.410523	0.877	0.165	0	Classical_m	Fn1
Tgfbi	0	1.371465	0.948	0.333	0	Classical_m	Tgfbi
Smpdl3a	0	1.269187	0.945	0.408	0	Classical_m	Smpdl3a
Lgals3	0	1.25481	0.999	0.516	0	Classical_m	Lgals3
Ms4a4c	0	1.214027	0.78	0.118	0	Classical_m	Ms4a4c
Ifi27l2a	0	1.194996	0.859	0.383	0	Classical_m	Ifi27l2a
Vcan	0	1.191127	0.599	0.024	0	Classical_m	Vcan
Ifitm6	0	1.134448	0.834	0.14	0	Classical_m	Ifitm6
Alox5ap	0	1.130576	0.996	0.442	0	Classical_m	Alox5ap
Pld4	0	1.084424	0.885	0.263	0	Classical_m	Pld4
Vim	0	1.050413	0.994	0.627	0	Classical_m	Vim
Ms4a6b	0	1.044136	0.825	0.192	0	Classical_m	Ms4a6b
Clec4a1	0	1.016745	0.74	0.119	0	Classical_m	Clec4a1
Emilin2	0	0.970884	0.719	0.123	0	Classical_m	Emilin2
Prdx5	0	0.968229	0.981	0.632	0	Classical_m	Prdx5
Ms4a6d	0	0.963637	0.637	0.129	0	Classical_m	Ms4a6d
Gsr	0	0.946097	0.902	0.332	0	Classical_m	Gsr
Emb	0	0.945404	0.907	0.432	0	Classical_m	Emb

F10	0	0.940104	0.631	0.101	0	Classical_mF10
Lst1	0	0.938695	0.944	0.285	0	Classical_mLst1
S100a62	0	0.926431	0.999	0.537	0	Classical_mS100a6
Tyrobp	0	0.918675	1	0.608	0	Classical_mTyrobp
Fam96a	0	0.902779	0.874	0.384	0	Classical_mFam96a
Ifi204	0	0.902209	0.59	0.085	0	Classical_mIfi204
Pirb	0	0.901738	0.783	0.209	0	Classical_mPirb
Ifitm2	0	0.899066	0.988	0.463	0	Classical_mIfitm2
Zeb21	0	0.890481	0.836	0.286	0	Classical_mZeb2
Ifi30	0	0.881185	0.883	0.411	0	Classical_mIfi30
Cybb	0	0.880364	0.963	0.357	0	Classical_mCybb
Igsf6	0	0.878917	0.655	0.115	0	Classical_mIgsf6
Gpx1	0	0.875234	0.998	0.773	0	Classical_mGpx1
Clec4a3	0	0.871358	0.761	0.21	0	Classical_mClec4a3
Lyz21	0	0.870385	1	0.911	0	Classical_mLyz2
Fcer1g	0	0.863025	1	0.555	0	Classical_mFcer1g
Pycard	0	0.861509	0.803	0.295	0	Classical_mPycard
Arhgdib	0	0.843534	0.98	0.614	0	Classical_mArhgdib
Vsir	0	0.84303	0.804	0.251	0	Classical_mVsir
Crip12	0	0.842738	1	0.767	0	Classical_mCrip1
Msrb1	0	0.834553	0.992	0.51	0	Classical_mMsrb1
Arpc1b	0	0.831523	0.994	0.777	0	Classical_mArpc1b
Aprt1	0	0.826676	0.834	0.354	0	Classical_mAprt
Sirpb1c	0	0.823513	0.611	0.158	0	Classical_mSirpb1c
Rassf4	0	0.818117	0.751	0.228	0	Classical_mRassf4
AB124611	0	0.816214	0.81	0.235	0	Classical_mAB124611
Tpd52	0	0.816132	0.889	0.41	0	Classical_mTpd52
Psma7	0	0.812899	0.937	0.582	0	Classical_mPsma7
Erp29	0	0.812304	0.92	0.504	0	Classical_mErp29
Tmsb10	0	0.798098	0.998	0.843	0	Classical_mTmsb10
Clec4a2	0	0.797294	0.645	0.164	0	Classical_mClec4a2
Fos	0	0.795193	0.834	0.363	0	Classical_mFos
Plbd1	0	0.793773	0.766	0.21	0	Classical_mPlbd1
Pkm	0	0.792328	0.929	0.559	0	Classical_mPkm
Spi1	0	0.787832	0.949	0.418	0	Classical_mSpi1
Ncf2	0	0.782946	0.828	0.308	0	Classical_mNcf2
Coro1a	0	0.781548	0.994	0.64	0	Classical_mCoro1a
Ly86	0	0.776034	0.717	0.194	0	Classical_mLy86
Ccdc109b	0	0.769653	0.585	0.129	0	Classical_mCcdc109b
Hspa8	0	0.766734	0.991	0.884	0	Classical_mHspa8
Cmtm7	0	0.762852	0.783	0.282	0	Classical_mCmtm7
Lyn	0	0.757551	0.846	0.342	0	Classical_mLyn
H3f3a	0	0.752735	0.999	0.956	0	Classical_mH3f3a
Fam49b	0	0.752728	0.844	0.387	0	Classical_mFam49b
H2afz	0	0.746635	0.99	0.782	0	Classical_mH2afz
Hacd4	0	0.745343	0.616	0.14	0	Classical_mHacd4
Rbm3	0	0.744389	0.928	0.604	0	Classical_mRbm3

Eno1	0	0.732468	0.85	0.381	0	Classical_m	Eno1
Fcgr3	0	0.731241	0.819	0.278	0	Classical_m	Fcgr3
Ahnak4	0	0.729493	0.901	0.483	0	Classical_m	Ahnak
Emp3	0	0.726073	0.908	0.443	0	Classical_m	Emp3
Shfm1	0	0.725181	0.995	0.846	0	Classical_m	Shfm1
Lamtor4	0	0.724598	0.812	0.398	0	Classical_m	Lamtor4
Gyg	0	0.724378	0.642	0.212	0	Classical_m	Gyg
Mrpl33	0	0.723206	0.953	0.616	0	Classical_m	Mrpl33
Gapdh	0	0.722326	0.979	0.746	0	Classical_m	Gapdh
Sap30	0	0.716882	0.555	0.126	0	Classical_m	Sap30
Ethe1	0	0.716298	0.53	0.104	0	Classical_m	Ethe1
Ncf4	0	0.71604	0.694	0.204	0	Classical_m	Ncf4
Cotl1	0	0.711582	0.949	0.532	0	Classical_m	Cotl1
Cyba	0	0.705365	0.996	0.788	0	Classical_m	Cyba
Plac81	0	1.76325	0.97	0.389	0	Non-classic	Plac8
Gngt21	0	1.727893	0.962	0.4	0	Non-classic	Gngt2
Lst11	0	1.718487	0.984	0.327	0	Non-classic	Lst1
Ifitm32	0	1.346476	0.997	0.431	0	Non-classic	Ifitm3
Adgre4	0	1.322316	0.559	0.037	0	Non-classic	Adgre4
Ace2	0	1.25501	0.615	0.088	0	Non-classic	Ace
Nr4a1	0	1.213731	0.514	0.083	0	Non-classic	Nr4a1
Clec4a11	0	1.163796	0.722	0.162	0	Non-classic	Clec4a1
Csf1r	0	1.112713	0.798	0.234	0	Non-classic	Csf1r
Fcer1g1	0	1.10801	1	0.585	0	Non-classic	Fcer1g
Cx3cr1	0	1.087787	0.622	0.12	0	Non-classic	Cx3cr1
Gpx11	0	1.063993	0.996	0.788	0	Non-classic	Gpx1
Ms4a6c1	0	1.016209	0.852	0.271	0	Non-classic	Ms4a6c
Ifitm61	0	0.988758	0.718	0.194	0	Non-classic	Ifitm6
Cst31	0	0.74209	1	0.814	0	Non-classic	Cst3
Itgal	3.45E-304	1.292971	0.734	0.258	6.07E-300	Non-classic	Itgal
B2m	1.47E-302	0.778664	1	0.954	2.59E-298	Non-classic	B2m
Pou2f2	4.24E-293	1.202592	0.689	0.212	7.44E-289	Non-classic	Pou2f2
Tyrobp1	1.91E-280	0.890771	1	0.634	3.35E-276	Non-classic	Tyrobp
Sat1	1.43E-277	1.143146	0.958	0.696	2.51E-273	Non-classic	Sat1
Cd300a	4.23E-267	0.939784	0.608	0.173	7.42E-263	Non-classic	Cd300a
Fyb	4.32E-266	0.9881	0.77	0.278	7.59E-262	Non-classic	Fyb
S100a41	1.15E-261	0.876711	0.859	0.297	2.02E-257	Non-classic	S100a4
Apoe1	6.36E-260	0.959571	0.869	0.452	1.12E-255	Non-classic	Apoe
Clec4a31	2.13E-249	0.958323	0.707	0.251	3.75E-245	Non-classic	Clec4a3
Gm2a	2.66E-247	0.976992	0.855	0.438	4.68E-243	Non-classic	Gm2a
Cybb1	9.54E-240	0.916975	0.896	0.402	1.68E-235	Non-classic	Cybb
Plbd11	2.01E-230	0.894714	0.702	0.252	3.54E-226	Non-classic	Plbd1
Spi11	3.71E-225	0.819452	0.908	0.457	6.51E-221	Non-classic	Spi1
Ifi27l2a1	5.28E-220	1.20943	0.828	0.417	9.28E-216	Non-classic	Ifi27l2a
Rap1b	8.36E-220	0.920865	0.895	0.597	1.47E-215	Non-classic	Rap1b
Samsn1	7.66E-214	0.921607	0.661	0.246	1.35E-209	Non-classic	Samsn1
Fgr	5.98E-208	0.908392	0.631	0.232	1.05E-203	Non-classic	Fgr

Hck	1.81E-203	0.886084	0.596	0.21	3.18E-199	Non-classic	Hck
Tnfrsf1b	1.25E-196	0.866921	0.529	0.17	2.20E-192	Non-classic	Tnfrsf1b
Atox1	1.16E-189	0.71327	0.949	0.737	2.03E-185	Non-classic	Atox1
Rap1a1	1.21E-187	0.839999	0.845	0.56	2.12E-183	Non-classic	Rap1a
Pld41	2.32E-187	0.793031	0.734	0.315	4.08E-183	Non-classic	Pld4
Rgs21	2.53E-185	0.827687	0.761	0.364	4.45E-181	Non-classic	Rgs2
AF251705	1.29E-184	0.860817	0.615	0.235	2.26E-180	Non-classic	AF251705
Ifngr1	1.20E-179	0.817563	0.802	0.439	2.11E-175	Non-classic	Ifngr1
Ptprc	2.40E-178	0.765539	0.891	0.579	4.22E-174	Non-classic	Ptprc
Metrnl	3.88E-177	0.895148	0.592	0.235	6.81E-173	Non-classic	Metrnl
Ctsb	5.60E-177	0.779749	0.921	0.644	9.83E-173	Non-classic	Ctsb
Adgre52	1.83E-151	0.751487	0.723	0.356	3.22E-147	Non-classic	Adgre5
Zeb22	1.34E-149	0.752077	0.703	0.331	2.36E-145	Non-classic	Zeb2
Smpdl3a1	3.97E-148	0.725602	0.794	0.453	6.97E-144	Non-classic	Smpdl3a
Lyn1	5.33E-139	0.71846	0.724	0.384	9.36E-135	Non-classic	Lyn
Samhd1	3.74E-138	0.733025	0.763	0.447	6.58E-134	Non-classic	Samhd1
Nadk	5.76E-133	0.737694	0.666	0.355	1.01E-128	Non-classic	Nadk
Prkcd	5.74E-125	0.722511	0.603	0.3	1.01E-120	Non-classic	Prkcd
Emp31	7.36E-115	0.740447	0.778	0.482	1.29E-110	Non-classic	Emp3
Tgfbi1	5.06E-114	0.713146	0.721	0.389	8.88E-110	Non-classic	Tgfbi
S100a9	0	5.093801	1	0.508	0	Neutrophils	S100a9
S100a8	0	5.067683	1	0.635	0	Neutrophils	S100a8
Retnlg	0	4.672953	0.961	0.119	0	Neutrophils	Retnlg
Ifitm1	0	3.71891	0.912	0.126	0	Neutrophils	Ifitm1
Wfdc17	0	2.82934	0.96	0.433	0	Neutrophils	Wfdc17
Wfdc211	0	2.766971	0.942	0.215	0	Neutrophils	Wfdc21
Il1b	0	2.569478	0.894	0.102	0	Neutrophils	Il1b
Pglyrp1	0	2.536381	0.958	0.17	0	Neutrophils	Pglyrp1
Slpi1	0	2.53267	0.966	0.344	0	Neutrophils	Slpi
S100a111	0	2.168776	1	0.829	0	Neutrophils	S100a11
Mmp9	0	1.988708	0.735	0.02	0	Neutrophils	Mmp9
Lcn22	0	1.98747	0.878	0.308	0	Neutrophils	Lcn2
Cxcr2	0	1.984957	0.767	0.023	0	Neutrophils	Cxcr2
S100a63	0	1.967094	0.993	0.561	0	Neutrophils	S100a6
Csf3r	0	1.952069	0.804	0.086	0	Neutrophils	Csf3r
Lrg11	0	1.920003	0.902	0.244	0	Neutrophils	Lrg1
Clec4d	0	1.859516	0.706	0.057	0	Neutrophils	Clec4d
Srgn	0	1.840066	0.988	0.556	0	Neutrophils	Srgn
Ifitm21	0	1.831785	0.988	0.49	0	Neutrophils	Ifitm2
Msrb11	0	1.814025	1	0.534	0	Neutrophils	Msrb1
Hdc1	0	1.736816	0.77	0.144	0	Neutrophils	Hdc
Grina1	0	1.72515	0.835	0.263	0	Neutrophils	Grina
Mmp8	0	1.696656	0.586	0.108	0	Neutrophils	Mmp8
Mxd1	0	1.585552	0.651	0.076	0	Neutrophils	Mxd1
Dusp15	0	1.484981	0.78	0.293	0	Neutrophils	Dusp1
Alox5ap1	0	1.420479	0.984	0.472	0	Neutrophils	Alox5ap
Hp1	0	1.388573	0.97	0.499	0	Neutrophils	Hp

Prr13	0	1.346481	0.898	0.574	0	Neutrophils	Prr13
Lmnb1	0	1.313114	0.526	0.092	0	Neutrophils	Lmnb1
Ccr1	0	1.305682	0.529	0.1	0	Neutrophils	Ccr1
Gadd45a	0	1.304221	0.526	0.106	0	Neutrophils	Gadd45a
Clec4e	0	1.285657	0.519	0.077	0	Neutrophils	Clec4e
Gsr1	0	1.262778	0.847	0.366	0	Neutrophils	Gsr
Tyrobp2	0	1.262227	1	0.628	0	Neutrophils	Tyrobp
Pilra	0	1.245826	0.642	0.173	0	Neutrophils	Pilra
Tmcc1	0	1.242474	0.75	0.323	0	Neutrophils	Tmcc1
Selplg	0	1.237348	0.862	0.431	0	Neutrophils	Selplg
Mcemp1	0	1.234468	0.699	0.25	0	Neutrophils	Mcemp1
Taldo1	0	1.213783	0.944	0.607	0	Neutrophils	Taldo1
Junb	0	1.195073	0.936	0.628	0	Neutrophils	Junb
Rac2	0	1.179804	0.966	0.558	0	Neutrophils	Rac2
Pla2g7	0	1.17471	0.568	0.139	0	Neutrophils	Pla2g7
Fxyd5	0	1.167899	0.972	0.605	0	Neutrophils	Fxyd5
C5ar1	0	1.162058	0.537	0.122	0	Neutrophils	C5ar1
2310001H1	0	1.15922	0.544	0.137	0	Neutrophils	2310001H17Rik
Spi12	0	1.141079	0.892	0.45	0	Neutrophils	Spi1
Hmgb2	0	1.137531	0.86	0.481	0	Neutrophils	Hmgb2
Prdx51	0	1.129161	0.922	0.655	0	Neutrophils	Prdx5
Gmfg	0	1.129056	0.886	0.488	0	Neutrophils	Gmfg
Cd52	0	1.034759	1	0.72	0	Neutrophils	Cd52
Mrpl331	2.41E-302	1.010998	0.899	0.638	4.23E-298	Neutrophils	Mrpl33
Anxa12	3.87E-301	1.333205	0.773	0.386	6.79E-297	Neutrophils	Anxa1
Ifitm33	1.03E-295	0.878094	0.96	0.425	1.80E-291	Neutrophils	Ifitm3
Gda	4.80E-291	1.085533	0.727	0.297	8.44E-287	Neutrophils	Gda
Lst12	1.07E-287	1.010681	0.801	0.331	1.88E-283	Neutrophils	Lst1
Gapdh1	1.14E-282	0.898057	0.957	0.76	2.00E-278	Neutrophils	Gapdh
Lcp1	9.31E-282	0.94597	0.898	0.614	1.64E-277	Neutrophils	Lcp1
AB1246111	3.57E-281	1.067969	0.695	0.274	6.27E-277	Neutrophils	AB124611
Txn1	4.41E-279	0.960657	0.963	0.77	7.75E-275	Neutrophils	Txn1
Map1lc3b	1.00E-274	1.113397	0.853	0.615	1.76E-270	Neutrophils	Map1lc3b
Fcer1g2	3.51E-273	0.832944	0.989	0.579	6.16E-269	Neutrophils	Fcer1g
R3hdm4	4.44E-253	1.279847	0.641	0.287	7.80E-249	Neutrophils	R3hdm4
Rgs22	1.87E-250	1.045899	0.749	0.358	3.28E-246	Neutrophils	Rgs2
Gpsm3	8.34E-250	1.036343	0.737	0.375	1.46E-245	Neutrophils	Gpsm3
Adipor1	2.53E-249	1.119901	0.747	0.436	4.44E-245	Neutrophils	Adipor1
Pkm1	5.52E-245	0.964945	0.851	0.584	9.69E-241	Neutrophils	Pkm
Zyx	6.59E-238	1.064762	0.689	0.332	1.16E-233	Neutrophils	Zyx
Btg1	1.82E-234	0.797077	0.96	0.842	3.20E-230	Neutrophils	Btg1
Litaf	1.22E-225	1.103276	0.589	0.247	2.14E-221	Neutrophils	Litaf
Lsp1	2.03E-220	0.800365	0.91	0.577	3.57E-216	Neutrophils	Lsp1
Tspo	3.30E-220	0.895321	0.876	0.696	5.79E-216	Neutrophils	Tspo
Cdkn2d	3.58E-209	0.958605	0.534	0.196	6.28E-205	Neutrophils	Cdkn2d
Fcgr31	1.98E-206	0.918544	0.68	0.317	3.48E-202	Neutrophils	Fcgr3
Stk17b	5.60E-204	0.958033	0.706	0.378	9.84E-200	Neutrophils	Stk17b

Ifitm62	4.99E-200	1.138216	0.553	0.199	8.76E-196	Neutrophils	Ifitm6
Hcst	2.41E-195	0.821311	0.63	0.269	4.23E-191	Neutrophils	Hcst
Tpd521	1.54E-188	0.895335	0.735	0.448	2.71E-184	Neutrophils	Tpd52
Sat11	5.87E-187	0.711739	0.898	0.697	1.03E-182	Neutrophils	Sat1
Sell	1.39E-176	0.815886	0.598	0.25	2.44E-172	Neutrophils	Sell
Sorl1	3.64E-160	0.889274	0.523	0.235	6.39E-156	Neutrophils	Sorl1
Fos1	1.01E-157	0.853932	0.69	0.4	1.77E-153	Neutrophils	Fos
Mcl1	2.47E-148	0.77229	0.756	0.55	4.33E-144	Neutrophils	Mcl1
Eif4ebp1	4.22E-147	0.914468	0.547	0.273	7.42E-143	Neutrophils	Eif4ebp1
Rhog	1.38E-139	0.81338	0.647	0.392	2.42E-135	Neutrophils	Rhog
Vasp	1.92E-132	0.897021	0.647	0.425	3.36E-128	Neutrophils	Vasp
Ier2	5.01E-127	0.787126	0.639	0.399	8.81E-123	Neutrophils	Ier2
Pirb1	3.17E-125	0.766922	0.526	0.26	5.56E-121	Neutrophils	Pirb
Ypel3	1.14E-121	0.749033	0.697	0.512	2.01E-117	Neutrophils	Ypel3
Fam32a	5.62E-116	0.82995	0.616	0.404	9.86E-112	Neutrophils	Fam32a
Ncf21	2.05E-115	0.718186	0.606	0.353	3.61E-111	Neutrophils	Ncf2
Gm26740	1.72E-113	0.723399	0.512	0.256	3.02E-109	Neutrophils	Gm26740
Slfn2	2.11E-110	0.713452	0.659	0.422	3.70E-106	Neutrophils	Slfn2
Cdk2ap2	2.13E-90	0.804576	0.733	0.658	3.73E-86	Neutrophils	Cdk2ap2
Rnf149	6.87E-79	0.717958	0.508	0.329	1.21E-74	Neutrophils	Rnf149
Atg3	3.63E-75	0.705239	0.506	0.34	6.37E-71	Neutrophils	Atg3
Mcpt8	0	2.680063	0.667	0	0	Mast_cells	Mcpt8
Cyp11a1	0	2.389331	0.75	0.001	0	Mast_cells	Cyp11a1
Csrp3	0	2.177036	0.625	0.001	0	Mast_cells	Csrp3
Cd200r3	0	2.163687	0.792	0.002	0	Mast_cells	Cd200r3
Fcer1a	0	2.055394	0.542	0.001	0	Mast_cells	Fcer1a
Ccl3	2.18E-99	3.596703	0.875	0.041	3.83E-95	Mast_cells	Ccl3
Gata22	6.80E-82	1.921432	0.708	0.031	1.19E-77	Mast_cells	Gata2
Ccl4	1.33E-79	2.437952	0.625	0.025	2.33E-75	Mast_cells	Ccl4
Cd7	8.08E-72	2.528363	0.875	0.056	1.42E-67	Mast_cells	Cd7
Tbc1d4	2.66E-20	1.452302	0.542	0.075	4.67E-16	Mast_cells	Tbc1d4
Lilr4b	7.21E-19	1.609764	0.625	0.112	1.27E-14	Mast_cells	Lilr4b
Ifitm11	1.84E-18	2.168505	0.792	0.184	3.23E-14	Mast_cells	Ifitm1
Hdc2	2.61E-14	1.887334	0.708	0.191	4.59E-10	Mast_cells	Hdc
Ier33	6.93E-14	1.540045	0.708	0.194	1.22E-09	Mast_cells	Ier3
Ccl91	1.83E-12	2.516167	0.75	0.288	3.21E-08	Mast_cells	Ccl9
Hcst1	6.07E-12	1.469067	0.792	0.296	1.07E-07	Mast_cells	Hcst
Lat2	1.82E-11	1.657127	0.583	0.163	3.19E-07	Mast_cells	Lat2
Tnfaip8	1.90E-11	1.702159	0.75	0.298	3.34E-07	Mast_cells	Tnfaip8
Igsf61	2.80E-11	1.491091	0.625	0.181	4.91E-07	Mast_cells	Igsf6
Hacd41	9.65E-11	1.493483	0.625	0.198	1.69E-06	Mast_cells	Hacd4
Itm2b2	1.10E-10	0.761124	1	0.932	1.93E-06	Mast_cells	Itm2b
Ccl6	1.91E-10	1.771516	0.917	0.553	3.35E-06	Mast_cells	Ccl6
S100a102	2.29E-10	1.039606	1	0.698	4.03E-06	Mast_cells	S100a10
Txnip3	3.26E-10	1.231871	0.917	0.579	5.72E-06	Mast_cells	Txnip
Cnn21	5.32E-10	1.151039	0.875	0.495	9.35E-06	Mast_cells	Cnn2
Calm21	7.26E-10	1.076925	0.917	0.735	1.27E-05	Mast_cells	Calm2

Fam107b	1.97E-09	1.325472	0.625	0.214	3.46E-05	Mast_cells	Fam107b
Taldo11	2.39E-09	1.146221	0.917	0.632	4.20E-05	Mast_cells	Taldo1
Cd634	7.58E-09	1.389534	0.792	0.397	0.000133	Mast_cells	Cd63
Hmha1	9.13E-09	1.176158	0.833	0.473	0.00016	Mast_cells	Hmha1
Fyb1	9.77E-09	1.283746	0.708	0.307	0.000172	Mast_cells	Fyb
Cyp4f18	1.90E-08	1.208815	0.583	0.194	0.000333	Mast_cells	Cyp4f18
Fxyd51	2.10E-08	1.298931	0.875	0.633	0.000369	Mast_cells	Fxyd5
Srgn1	2.95E-08	0.971056	0.917	0.588	0.000519	Mast_cells	Srgn
Alox5ap2	1.09E-07	0.892404	0.958	0.51	0.001916	Mast_cells	Alox5ap
Csf2rb	1.75E-07	1.219245	0.583	0.233	0.003068	Mast_cells	Csf2rb
Emilin21	1.77E-07	1.284342	0.542	0.196	0.003104	Mast_cells	Emilin2
Ptpn18	3.02E-07	0.791019	0.875	0.566	0.005298	Mast_cells	Ptpn18
Tagln2	3.94E-07	0.831937	0.917	0.709	0.006913	Mast_cells	Tagln2
Samsn11	4.72E-07	1.020955	0.625	0.271	0.00829	Mast_cells	Samsn1
Cd53	7.50E-07	0.824675	0.833	0.515	0.013163	Mast_cells	Cd53
Rsrp1	1.10E-06	0.813272	0.917	0.774	0.019284	Mast_cells	Rsrp1
Gimap1	1.18E-06	0.841148	0.542	0.184	0.020708	Mast_cells	Gimap1
Tyrobp3	1.62E-06	0.811057	0.917	0.656	0.028427	Mast_cells	Tyrobp
Vasp1	2.06E-06	0.832483	0.75	0.441	0.036124	Mast_cells	Vasp
H3f3b	2.52E-06	1.409195	1	0.94	0.044196	Mast_cells	H3f3b
Rnf167	3.57E-06	0.918428	0.583	0.241	0.062744	Mast_cells	Rnf167
Plp2	4.23E-06	1.385116	0.542	0.256	0.074304	Mast_cells	Plp2
Limd2	4.80E-06	0.921262	0.833	0.503	0.084341	Mast_cells	Limd2
Arpc5	8.85E-06	0.803275	0.875	0.671	0.155358	Mast_cells	Arpc5
Clic1	1.23E-05	0.781521	0.875	0.703	0.21628	Mast_cells	Clic1
Hmgb21	2.59E-05	0.776842	0.75	0.509	0.454222	Mast_cells	Hmgb2
Gmfg1	3.56E-05	0.872401	0.75	0.518	0.624714	Mast_cells	Gmfg
Gpi1	4.73E-05	1.047679	0.667	0.513	0.831062	Mast_cells	Gpi1
Ypel31	6.06E-05	0.804258	0.75	0.526	1	Mast_cells	Ypel3
Grina2	6.17E-05	1.020069	0.583	0.306	1	Mast_cells	Grina
Rab11a2	6.58E-05	0.820438	0.625	0.409	1	Mast_cells	Rab11a
Prdx63	0.000145	0.884874	0.708	0.494	1	Mast_cells	Prdx6
1810058I2	0.000234	1.547094	0.583	0.394	1	Mast_cells	1810058I24Rik
Rgs23	0.00027	0.832163	0.625	0.388	1	Mast_cells	Rgs2
Mpc2	0.000293	1.123604	0.667	0.506	1	Mast_cells	Mpc2
Ier21	0.000373	0.80084	0.667	0.417	1	Mast_cells	Ier2
Rap1b1	0.000518	1.097789	0.75	0.615	1	Mast_cells	Rap1b
Tpm41	0.00054	1.088833	0.625	0.45	1	Mast_cells	Tpm4
Gm9843	0.000818	0.715076	0.833	0.778	1	Mast_cells	Gm9843
Pim1	0.000977	1.525792	0.542	0.373	1	Mast_cells	Pim1
Tprgl	0.001056	0.741296	0.542	0.341	1	Mast_cells	Tprgl
Myl12b1	0.001274	0.704539	0.75	0.636	1	Mast_cells	Myl12b
Gstm15	0.001473	0.728819	0.542	0.312	1	Mast_cells	Gstm1
Pabpc1	0.001888	0.757653	0.875	0.832	1	Mast_cells	Pabpc1
Jun-02	0.002696	0.731174	0.542	0.322	1	Mast_cells	Jun
Ncf22	0.003173	0.785123	0.542	0.372	1	Mast_cells	Ncf2
Zyx1	0.003385	0.749916	0.542	0.359	1	Mast_cells	Zyx

Ear2	0	2.52824	0.975	0.174	0	TRAM	Ear2
Chil3	0	2.39854	1	0.55	0	TRAM	Chil3
Lpl	0	2.34659	0.983	0.162	0	TRAM	Lpl
Cd91	0	2.273439	1	0.487	0	TRAM	Cd9
Ear1	0	2.208248	0.815	0.034	0	TRAM	Ear1
Abcg1	0	2.165101	0.967	0.121	0	TRAM	Abcg1
Plet11	0	2.080076	0.956	0.076	0	TRAM	Plet1
Ctsd	0	2.041723	1	0.538	0	TRAM	Ctsd
Ccl61	0	2.029578	0.998	0.503	0	TRAM	Ccl6
Fabp1	0	1.966012	0.69	0.019	0	TRAM	Fabp1
Hebp1	0	1.833211	0.928	0.092	0	TRAM	Hebp1
Atp6v0d2	0	1.754474	0.894	0.047	0	TRAM	Atp6v0d2
Ltc4s	0	1.74516	0.851	0.041	0	TRAM	Ltc4s
Mrc11	0	1.692728	0.925	0.093	0	TRAM	Mrc1
Tnfaip2	0	1.667023	0.95	0.197	0	TRAM	Tnfaip2
Il18	0	1.649844	0.866	0.084	0	TRAM	Il18
Clec4n	0	1.641345	0.844	0.063	0	TRAM	Clec4n
Mt12	0	1.620084	0.92	0.362	0	TRAM	Mt1
Tcf7l2	0	1.57785	0.882	0.108	0	TRAM	Tcf7l2
Axl1	0	1.565486	0.871	0.075	0	TRAM	Axl
Cd44	0	1.564017	0.983	0.47	0	TRAM	Cd44
Krt79	0	1.500734	0.655	0.022	0	TRAM	Krt79
Krt193	0	1.481112	0.75	0.085	0	TRAM	Krt19
Cd164	0	1.466049	0.92	0.247	0	TRAM	Cd164
Sgk1	0	1.464914	0.889	0.168	0	TRAM	Sgk1
Pld3	0	1.448096	0.871	0.144	0	TRAM	Pld3
Cebpb	0	1.418327	0.912	0.211	0	TRAM	Cebpb
Ctsk	0	1.413154	0.658	0.055	0	TRAM	Ctsk
Plin2	0	1.410876	0.906	0.282	0	TRAM	Plin2
Mpeg1	0	1.407173	0.975	0.339	0	TRAM	Mpeg1
Nceh1	0	1.380027	0.84	0.134	0	TRAM	Nceh1
Klhdc4	0	1.364513	0.793	0.081	0	TRAM	Klhdc4
Sirpa	0	1.30249	0.918	0.224	0	TRAM	Sirpa
Ctss	0	1.293861	0.999	0.558	0	TRAM	Ctss
Fth1	0	1.271874	1	0.992	0	TRAM	Fth1
S100a12	0	1.228842	0.846	0.325	0	TRAM	S100a1
Itgax	0	1.213972	0.774	0.106	0	TRAM	Itgax
Ftl1	0	1.184402	1	0.981	0	TRAM	Ftl1
F7	0	1.181272	0.671	0.036	0	TRAM	F7
Lipa	0	1.18037	0.791	0.143	0	TRAM	Lipa
Olr1	0	1.176563	0.646	0.025	0	TRAM	Olr1
Spp1	0	1.170745	0.634	0.072	0	TRAM	Spp1
Adipor2	0	1.169975	0.825	0.193	0	TRAM	Adipor2
Car41	0	1.1616	0.635	0.059	0	TRAM	Car4
Laptm5	0	1.1385	0.99	0.568	0	TRAM	Laptm5
Lmna2	0	1.136209	0.792	0.181	0	TRAM	Lmna
Bcl2a1a	0	1.119809	0.708	0.093	0	TRAM	Bcl2a1a

Cstb	0	1.099417	0.895	0.482	0	TRAM	Cstb
Slc7a2	0	1.088688	0.632	0.054	0	TRAM	Slc7a2
Bcl2a1b	0	1.080533	0.768	0.173	0	TRAM	Bcl2a1b
Lmo4	0	1.071395	0.905	0.434	0	TRAM	Lmo4
Cidec	0	1.063958	0.552	0.011	0	TRAM	Cidec
Cd3021	0	1.061124	0.805	0.25	0	TRAM	Cd302
Dab22	0	1.055097	0.736	0.088	0	TRAM	Dab2
Reep5	0	1.053119	0.964	0.609	0	TRAM	Reep5
Mcemp11	0	1.047538	0.86	0.218	0	TRAM	Mcemp1
Abhd12	0	1.045134	0.755	0.167	0	TRAM	Abhd12
Prdx1	0	1.044041	0.965	0.673	0	TRAM	Prdx1
Furin	0	1.041028	0.743	0.198	0	TRAM	Furin
Slc6a6	0	1.024274	0.808	0.277	0	TRAM	Slc6a6
Ms4a8a	0	1.023517	0.636	0.078	0	TRAM	Ms4a8a
Gm10116	0	1.023192	0.832	0.426	0	TRAM	Gm10116
Colgalt1	0	1.00917	0.734	0.164	0	TRAM	Colgalt1
Lrp11	0	0.995881	0.823	0.212	0	TRAM	Lrp1
Lpin1	0	0.99018	0.632	0.083	0	TRAM	Lpin1
Bst11	0	0.983349	0.682	0.114	0	TRAM	Bst1
AU020206	0	0.982494	0.665	0.092	0	TRAM	AU020206
Sep-09	0	0.981359	0.741	0.184	0	TRAM	Sep-09
Itpripl2	0	0.973697	0.697	0.141	0	TRAM	Itpripl2
Snx10	0	0.971845	0.723	0.171	0	TRAM	Snx10
Fpr1	0	0.968478	0.546	0.034	0	TRAM	Fpr1
Baz1a	0	0.967994	0.777	0.219	0	TRAM	Baz1a
Gns	0	0.966776	0.744	0.22	0	TRAM	Gns
Shtn1	0	0.960596	0.664	0.138	0	TRAM	Shtn1
Ptpn12	0	0.958951	0.669	0.128	0	TRAM	Ptpn12
Pla2g15	0	0.953264	0.586	0.06	0	TRAM	Pla2g15
Trf	0	0.951175	0.862	0.306	0	TRAM	Trf
Grn	0	0.948099	0.9	0.393	0	TRAM	Grn
Anxa2	0	0.945257	0.975	0.624	0	TRAM	Anxa2
Cybb2	0	0.945019	0.954	0.372	0	TRAM	Cybb
Psap	0	0.94296	0.997	0.682	0	TRAM	Psap
Lgals31	0	0.928752	0.983	0.529	0	TRAM	Lgals3
Plek	0	0.924553	0.801	0.226	0	TRAM	Plek
Creg1	0	0.91572	0.854	0.435	0	TRAM	Creg1
Sulf2	0	0.913175	0.635	0.114	0	TRAM	Sulf2
Camk1	0	0.912527	0.704	0.181	0	TRAM	Camk1
Aprt2	0	0.911343	0.867	0.361	0	TRAM	Aprt
Mertk	0	0.907709	0.54	0.036	0	TRAM	Mertk
Sort1	0	0.900499	0.692	0.186	0	TRAM	Sort1
Dmxl2	0	0.897368	0.564	0.059	0	TRAM	Dmxl2
Prkar2b	0	0.889024	0.547	0.054	0	TRAM	Prkar2b
Anxa53	0	0.884727	0.908	0.492	0	TRAM	Anxa5
Sdcbp	0	0.882961	0.924	0.545	0	TRAM	Sdcbp
Csf2rb1	0	0.880601	0.716	0.178	0	TRAM	Csf2rb

Iqgap1	0	0.875041	0.969	0.662	0	TRAM	Iqgap1
Cd68	0	0.874208	0.757	0.259	0	TRAM	Cd68
Slc15a3	0	0.871905	0.625	0.106	0	TRAM	Slc15a3
Wfdc212	0	0.861288	0.87	0.202	0	TRAM	Wfdc21
Myof	0	0.860471	0.655	0.175	0	TRAM	Myof
Rexo2	0	0.856424	0.794	0.323	0	TRAM	Rexo2
Akr1a1	0	0.852343	0.957	0.636	0	TRAM	Akr1a1
Runx1	0	0.851529	0.707	0.243	0	TRAM	Runx1
Txn11	0	0.851486	0.982	0.763	0	TRAM	Txn1
Nabp1	0	0.848781	0.652	0.153	0	TRAM	Nabp1
Cdc42ep31	0	0.847333	0.722	0.267	0	TRAM	Cdc42ep3
AI504432	0	0.839239	0.509	0.042	0	TRAM	AI504432
Blvra	0	0.834127	0.588	0.12	0	TRAM	Blvra
Hsp90b11	0	0.83377	0.954	0.641	0	TRAM	Hsp90b1
Net11	0	0.830239	0.577	0.108	0	TRAM	Net1
Ucp2	0	0.827087	0.987	0.736	0	TRAM	Ucp2
Canx	0	0.825637	0.891	0.451	0	TRAM	Canx
Vim1	0	0.820019	0.995	0.636	0	TRAM	Vim
Bcl2a1d	0	0.81023	0.593	0.109	0	TRAM	Bcl2a1d
Tlr2	0	0.808045	0.547	0.098	0	TRAM	Tlr2
Lcp11	0	0.801004	0.958	0.598	0	TRAM	Lcp1
Cd300lf	0	0.799523	0.588	0.095	0	TRAM	Cd300lf
Cox5a	0	0.790911	0.917	0.629	0	TRAM	Cox5a
Cib2	0	0.786045	0.521	0.077	0	TRAM	Cib2
Ccnd2	0	0.781789	0.755	0.273	0	TRAM	Ccnd2
Tgm22	0	0.781612	0.581	0.109	0	TRAM	Tgm2
Itgb2	0	0.781589	0.867	0.372	0	TRAM	Itgb2
Ptms	0	0.781522	0.808	0.354	0	TRAM	Ptms
Naaa	0	0.78088	0.792	0.248	0	TRAM	Naaa
Mgst31	0	0.778	0.518	0.141	0	TRAM	Mgst3
Capg	0	0.777509	0.825	0.342	0	TRAM	Capg
Anxa41	0	0.776639	0.682	0.246	0	TRAM	Anxa4
Atp6v1b2	0	0.772428	0.8	0.342	0	TRAM	Atp6v1b2
Clic45	0	0.767324	0.765	0.257	0	TRAM	Clic4
Vat11	0	0.762021	0.556	0.103	0	TRAM	Vat1
Ptp4a1	0	0.759943	0.737	0.302	0	TRAM	Ptp4a1
Flna1	0	0.756721	0.843	0.382	0	TRAM	Flna
Sh2d1b1	0	0.756246	0.532	0.068	0	TRAM	Sh2d1b1
Sh3bgrl2	0	0.747613	0.824	0.374	0	TRAM	Sh3bgrl
Hvcn1	0	0.747222	0.567	0.085	0	TRAM	Hvcn1
Cd471	0	0.745159	0.953	0.626	0	TRAM	Cd47
Fcgrt2	0	0.739061	0.587	0.144	0	TRAM	Fcgrt
Atp6v0e	0	0.737775	0.946	0.673	0	TRAM	Atp6v0e
Ctsa	0	0.736756	0.797	0.333	0	TRAM	Ctsa
Serpinb6a4	0	0.736547	0.609	0.183	0	TRAM	Serpinb6a
Pnpla8	0	0.732848	0.53	0.107	0	TRAM	Pnpla8
Comt	0	0.732607	0.713	0.294	0	TRAM	Comt

Plgrkt	0	0.731862	0.609	0.156	0	TRAM	Plgrkt
Fam129a1	0	0.726235	0.616	0.196	0	TRAM	Fam129a
Mapk31	0	0.724986	0.754	0.306	0	TRAM	Mapk3
Mgll1	0	0.72118	0.528	0.095	0	TRAM	Mgll
Unc119	0	0.718824	0.73	0.276	0	TRAM	Unc119
Cd2	0	0.718006	0.642	0.146	0	TRAM	Cd2
Qdpr	0	0.711752	0.57	0.152	0	TRAM	Qdpr
Idh1	0	0.710999	0.632	0.208	0	TRAM	Idh1
Lilrb4a	0	0.710617	0.656	0.194	0	TRAM	Lilrb4a
Ppp1r14b	0	0.704091	0.533	0.119	0	TRAM	Ppp1r14b
AF2517051	0	0.70125	0.677	0.21	0	TRAM	AF251705
Tmem14c	7.79E-303	0.756893	0.847	0.469	1.37E-298	TRAM	Tmem14c
Kcnq1ot11	6.40E-288	0.722429	0.652	0.233	1.12E-283	TRAM	Kcnq1ot1
Ctsz	2.76E-279	0.708993	0.903	0.548	4.85E-275	TRAM	Ctsz
Atp6v1e1	5.95E-275	0.724771	0.816	0.436	1.04E-270	TRAM	Atp6v1e1
Gstm16	3.95E-267	0.707731	0.678	0.271	6.94E-263	TRAM	Gstm1
Gm424183	1.69E-200	0.809912	0.943	0.718	2.97E-196	TRAM	Gm42418
Top2a	0	2.143375	0.878	0.024	0	Proliferatin	Top2a
2810417H1	0	1.914819	0.887	0.023	0	Proliferatin	2810417H13Rik
Birc5	0	1.770262	0.922	0.018	0	Proliferatin	Birc5
Mki67	0	1.662451	0.896	0.02	0	Proliferatin	Mki67
Rrm2	0	1.623402	0.765	0.017	0	Proliferatin	Rrm2
Nusap1	0	1.498734	0.817	0.011	0	Proliferatin	Nusap1
Ube2c	0	1.48354	0.757	0.033	0	Proliferatin	Ube2c
Cdca3	0	1.433864	0.852	0.021	0	Proliferatin	Cdca3
Ccnb2	0	1.378528	0.8	0.021	0	Proliferatin	Ccnb2
Lockd	0	1.349487	0.739	0.03	0	Proliferatin	Lockd
Prc1	0	1.349359	0.757	0.014	0	Proliferatin	Prc1
Ccna2	0	1.338856	0.817	0.011	0	Proliferatin	Ccna2
Cenpf	0	1.321318	0.748	0.016	0	Proliferatin	Cenpf
Cdk1	0	1.251308	0.696	0.014	0	Proliferatin	Cdk1
Cenpe	0	1.156892	0.687	0.012	0	Proliferatin	Cenpe
Kif23	0	1.156643	0.774	0.031	0	Proliferatin	Kif23
Spc25	0	1.026133	0.643	0.015	0	Proliferatin	Spc25
Hmmr	0	1.017356	0.591	0.005	0	Proliferatin	Hmmr
Kif11	0	1.005542	0.67	0.009	0	Proliferatin	Kif11
Cdca8	0	0.967008	0.67	0.018	0	Proliferatin	Cdca8
Tpx2	0	0.962179	0.67	0.012	0	Proliferatin	Tpx2
Ccnb1	0	0.934696	0.6	0.007	0	Proliferatin	Ccnb1
Ncapd2	0	0.894326	0.635	0.018	0	Proliferatin	Ncapd2
Tk1	0	0.890153	0.565	0.015	0	Proliferatin	Tk1
Asf1b	0	0.862686	0.591	0.018	0	Proliferatin	Asf1b
Anln	0	0.854185	0.635	0.014	0	Proliferatin	Anln
Ckap2l	0	0.840331	0.583	0.008	0	Proliferatin	Ckap2l
Bub1b	0	0.83395	0.583	0.022	0	Proliferatin	Bub1b
Sgol1	0	0.832811	0.53	0.007	0	Proliferatin	Sgol1
Aurkb	0	0.816678	0.574	0.018	0	Proliferatin	Aurkb

Tacc3	0	0.800276	0.591	0.017	0	Proliferatin	Tacc3
Plk1	0	0.735215	0.522	0.006	0	Proliferatin	Plk1
Nuf2	0	0.718985	0.53	0.005	0	Proliferatin	Nuf2
Smc2	9.37E-305	1.416136	0.861	0.053	1.64E-300	Proliferatin	Smc2
Mad2l1	1.68E-299	0.754756	0.583	0.023	2.96E-295	Proliferatin	Mad2l1
Spc24	1.84E-295	0.868096	0.583	0.023	3.23E-291	Proliferatin	Spc24
Racgap1	5.93E-286	1.112119	0.817	0.049	1.04E-281	Proliferatin	Racgap1
Rrm1	5.02E-258	1.160766	0.713	0.042	8.82E-254	Proliferatin	Rrm1
Knstrn	2.56E-252	0.830391	0.574	0.026	4.49E-248	Proliferatin	Knstrn
Incenp	1.91E-221	0.799878	0.583	0.031	3.36E-217	Proliferatin	Incenp
Cks1b	1.52E-219	1.308616	0.887	0.08	2.66E-215	Proliferatin	Cks1b
Cenpa	3.78E-210	1.309141	0.748	0.057	6.64E-206	Proliferatin	Cenpa
Ccdc34	1.48E-183	1.180126	0.852	0.087	2.59E-179	Proliferatin	Ccdc34
Atad2	8.58E-183	0.970674	0.661	0.05	1.51E-178	Proliferatin	Atad2
Hist1h2ap	7.60E-157	2.606821	0.8	0.095	1.33E-152	Proliferatin	Hist1h2ap
Ckap5	1.22E-147	0.725457	0.661	0.061	2.15E-143	Proliferatin	Ckap5
Lig1	1.54E-142	0.900017	0.565	0.047	2.70E-138	Proliferatin	Lig1
F71	5.40E-133	1.023774	0.791	0.096	9.47E-129	Proliferatin	F7
Mcm7	4.72E-132	0.845845	0.661	0.067	8.29E-128	Proliferatin	Mcm7
Ezh2	7.31E-130	0.783071	0.626	0.062	1.28E-125	Proliferatin	Ezh2
Cks2	1.29E-127	1.48802	0.93	0.16	2.27E-123	Proliferatin	Cks2
Gmnn	2.95E-121	0.960905	0.713	0.089	5.17E-117	Proliferatin	Gmnn
Spp11	3.68E-121	1.36571	0.843	0.124	6.45E-117	Proliferatin	Spp1
Stmn1	5.61E-121	2.241151	1	0.254	9.84E-117	Proliferatin	Stmn1
Ctsk1	7.13E-112	1.424201	0.774	0.112	1.25E-107	Proliferatin	Ctsk
Atp6v0d21	1.65E-110	1.129082	0.852	0.128	2.89E-106	Proliferatin	Atp6v0d2
Ear11	7.84E-107	1.191595	0.774	0.109	1.38E-102	Proliferatin	Ear1
Phgdh	4.08E-103	0.888763	0.661	0.085	7.16E-99	Proliferatin	Phgdh
Plet12	1.53E-101	1.16445	0.913	0.16	2.69E-97	Proliferatin	Plet1
Krt791	9.16E-98	0.975108	0.643	0.083	1.61E-93	Proliferatin	Krt79
Ltc4s1	2.87E-97	0.893071	0.791	0.119	5.04E-93	Proliferatin	Ltc4s
Hebp11	8.89E-93	1.210708	0.887	0.172	1.56E-88	Proliferatin	Hebp1
Smc4	1.81E-91	1.389656	0.904	0.213	3.17E-87	Proliferatin	Smc4
Pcna	7.91E-90	1.220746	0.739	0.131	1.39E-85	Proliferatin	Pcna
H2afx	4.89E-88	0.985902	0.661	0.099	8.59E-84	Proliferatin	H2afx
Cmc2	9.80E-88	0.857252	0.783	0.138	1.72E-83	Proliferatin	Cmc2
Mrc12	7.35E-84	1.046296	0.878	0.173	1.29E-79	Proliferatin	Mrc1
Tubb51	3.94E-81	1.911661	1	0.502	6.92E-77	Proliferatin	Tubb5
Tuba1b1	1.37E-80	1.899096	1	0.484	2.40E-76	Proliferatin	Tuba1b
Hmgn2	1.17E-79	1.377126	0.948	0.289	2.06E-75	Proliferatin	Hmgn2
Rad21	1.33E-76	1.034717	0.852	0.204	2.33E-72	Proliferatin	Rad21
Fabp11	5.89E-76	0.751671	0.591	0.084	1.04E-71	Proliferatin	Fabp1
Axl2	9.40E-76	0.885862	0.791	0.152	1.65E-71	Proliferatin	Axl
Tcf7l21	4.07E-75	0.98438	0.843	0.183	7.14E-71	Proliferatin	Tcf7l2
Rangap1	1.49E-74	0.705138	0.635	0.103	2.61E-70	Proliferatin	Rangap1
Klhdc41	3.50E-74	0.829041	0.774	0.149	6.15E-70	Proliferatin	Klhdc4
Tuba1c	2.28E-73	0.916838	0.722	0.143	4.00E-69	Proliferatin	Tuba1c

Ube2s	3.76E-71	1.391723	0.957	0.351	6.60E-67	Proliferatin Ube2s
Usp1	2.09E-70	0.765994	0.687	0.126	3.66E-66	Proliferatin Usp1
AU020206	2.81E-70	0.74516	0.757	0.146	4.93E-66	Proliferatin AU020206
Slc29a1	7.43E-69	0.706877	0.67	0.118	1.31E-64	Proliferatin Slc29a1
Lpl1	2.04E-68	1.001949	0.93	0.241	3.58E-64	Proliferatin Lpl
Hmgb22	3.47E-68	1.543553	1	0.506	6.09E-64	Proliferatin Hmgb2
Pcyox1	1.02E-67	0.773291	0.67	0.125	1.79E-63	Proliferatin Pcyox1
Ear21	4.12E-67	1.162431	0.93	0.251	7.24E-63	Proliferatin Ear2
Abcg11	6.36E-67	1.097356	0.835	0.203	1.12E-62	Proliferatin Abcg1
Dut	1.54E-66	0.813889	0.609	0.108	2.71E-62	Proliferatin Dut
Ms4a8a1	3.83E-66	0.763108	0.687	0.131	6.72E-62	Proliferatin Ms4a8a
H2afv	1.50E-65	1.268128	0.965	0.408	2.64E-61	Proliferatin H2afv
Il181	6.89E-65	0.884133	0.748	0.16	1.21E-60	Proliferatin Il18
Nceh11	7.12E-63	0.857077	0.826	0.202	1.25E-58	Proliferatin Nceh1
H2afz1	1.10E-62	1.332178	1	0.806	1.94E-58	Proliferatin H2afz
Dab23	1.47E-62	0.76471	0.73	0.15	2.57E-58	Proliferatin Dab2
Lsm2	3.67E-62	0.82133	0.765	0.174	6.44E-58	Proliferatin Lsm2
Cox6b2	1.40E-61	0.753401	0.583	0.104	2.47E-57	Proliferatin Cox6b2
Cd1641	1.35E-59	1.078823	0.93	0.312	2.38E-55	Proliferatin Cd164
Itgax1	2.47E-59	0.843307	0.757	0.17	4.33E-55	Proliferatin Itgax
Ptma1	6.37E-58	1.004229	1	0.944	1.12E-53	Proliferatin Ptma
Anp32b	2.72E-57	1.176044	0.974	0.514	4.78E-53	Proliferatin Anp32b
Nucks1	1.20E-56	1.073173	0.87	0.294	2.10E-52	Proliferatin Nucks1
2700094K1	7.40E-56	1.030358	0.904	0.312	1.30E-51	Proliferatin 2700094K13Rik
Bcl2a1a1	4.72E-55	0.701118	0.704	0.152	8.28E-51	Proliferatin Bcl2a1a
Ran	1.47E-53	1.068344	0.965	0.532	2.58E-49	Proliferatin Ran
Plgrkt1	2.77E-53	0.743312	0.774	0.199	4.86E-49	Proliferatin Plgrkt
Lmna3	5.27E-53	0.882665	0.835	0.239	9.26E-49	Proliferatin Lmna
Chil31	6.23E-53	1.872528	0.991	0.593	1.09E-48	Proliferatin Chil3
Car42	2.06E-52	0.714082	0.591	0.115	3.62E-48	Proliferatin Car4
Tmpo	1.02E-51	0.858981	0.861	0.264	1.79E-47	Proliferatin Tmpo
Clec4n1	3.14E-51	0.77695	0.643	0.139	5.51E-47	Proliferatin Clec4n
Cd92	3.80E-51	1.334589	0.983	0.536	6.67E-47	Proliferatin Cd9
Cdkn1a3	3.11E-49	0.829206	0.774	0.211	5.45E-45	Proliferatin Cdkn1a
Anp32e	5.18E-49	0.742794	0.774	0.215	9.09E-45	Proliferatin Anp32e
Bcl2a1b1	2.85E-48	0.794869	0.826	0.23	5.01E-44	Proliferatin Bcl2a1b
Nap1l1	4.22E-48	0.995881	0.957	0.504	7.41E-44	Proliferatin Nap1l1
Sgk11	1.44E-46	0.837926	0.809	0.238	2.53E-42	Proliferatin Sgk1
Snrpd1	1.81E-46	0.883075	0.826	0.282	3.17E-42	Proliferatin Snrpd1
Pld31	2.39E-46	0.73807	0.783	0.215	4.20E-42	Proliferatin Pld3
Dek	7.64E-46	1.04855	0.896	0.409	1.34E-41	Proliferatin Dek
Hmgb11	1.27E-45	1.002212	0.983	0.684	2.23E-41	Proliferatin Hmgb1
Tnfaip21	1.40E-45	0.851154	0.852	0.269	2.46E-41	Proliferatin Tnfaip2
Adipor21	3.93E-45	0.747685	0.826	0.253	6.91E-41	Proliferatin Adipor2
Cebpb1	7.21E-45	0.962095	0.843	0.279	1.27E-40	Proliferatin Cebpb
Mcemp12	2.28E-44	0.789342	0.852	0.279	4.01E-40	Proliferatin Mcemp1
1810037I1	4.55E-44	0.983013	0.948	0.551	7.98E-40	Proliferatin 1810037I17Rik

Cbx3	7.76E-44	0.794887	0.861	0.306	1.36E-39	Proliferatin	Cbx3
Hnrnpab	3.15E-43	1.007782	0.896	0.396	5.52E-39	Proliferatin	Hnrnpab
Ctsd1	3.36E-43	1.095975	0.974	0.582	5.91E-39	Proliferatin	Ctsd
Smc6	1.05E-42	0.748547	0.835	0.27	1.84E-38	Proliferatin	Smc6
Plin21	2.63E-41	0.851695	0.887	0.342	4.61E-37	Proliferatin	Plin2
Arl6ip1	6.99E-41	1.016472	0.983	0.627	1.23E-36	Proliferatin	Arl6ip1
Cd441	4.72E-40	0.963422	0.939	0.52	8.28E-36	Proliferatin	Cd44
Lipa1	4.78E-40	0.733082	0.713	0.206	8.40E-36	Proliferatin	Lipa
Sirpa1	1.07E-39	0.740487	0.861	0.291	1.87E-35	Proliferatin	Sirpa
Ccl62	1.20E-39	1.161688	0.948	0.55	2.11E-35	Proliferatin	Ccl6
Tubb4b1	1.39E-39	0.802636	0.887	0.358	2.45E-35	Proliferatin	Tubb4b
Cisd1	3.54E-39	0.793018	0.817	0.297	6.22E-35	Proliferatin	Cisd1
Hn1	4.12E-39	0.869883	0.913	0.452	7.23E-35	Proliferatin	Hn1
Cd3022	1.73E-38	0.809779	0.809	0.303	3.03E-34	Proliferatin	Cd302
Txn12	5.54E-37	0.820985	0.991	0.783	9.73E-33	Proliferatin	Txn1
Hdgf	1.27E-34	0.774776	0.809	0.319	2.23E-30	Proliferatin	Hdgf
M6pr	2.46E-34	0.775121	0.861	0.39	4.31E-30	Proliferatin	M6pr
Tagln21	4.40E-34	0.767301	0.974	0.707	7.73E-30	Proliferatin	Tagln2
Slbp	4.63E-34	0.756259	0.609	0.185	8.13E-30	Proliferatin	Slbp
Grn1	7.62E-34	0.795861	0.913	0.441	1.34E-29	Proliferatin	Grn
Mt13	1.14E-33	0.856243	0.922	0.415	2.01E-29	Proliferatin	Mt1
Lmo41	4.01E-31	0.804069	0.922	0.479	7.05E-27	Proliferatin	Lmo4
Reep51	4.40E-31	0.730485	0.957	0.643	7.73E-27	Proliferatin	Reep5
Ranbp1	2.47E-30	0.79719	0.843	0.405	4.33E-26	Proliferatin	Ranbp1
Ptms1	1.18E-29	0.713799	0.878	0.397	2.08E-25	Proliferatin	Ptms
Cstb1	1.00E-28	0.755618	0.939	0.521	1.76E-24	Proliferatin	Cstb
Vim2	3.16E-28	0.835946	0.965	0.67	5.55E-24	Proliferatin	Vim
Ctss1	2.77E-25	0.731031	0.957	0.601	4.87E-21	Proliferatin	Ctss
Lgals32	2.39E-23	0.760834	0.939	0.573	4.20E-19	Proliferatin	Lgals3
Gm424184	2.57E-16	0.803243	0.948	0.739	4.51E-12	Proliferatin	Gm42418
Mmp12	0	3.88508	0.939	0.058	0	MoAM	Mmp12
Ctsk2	0	2.39736	0.919	0.104	0	MoAM	Ctsk
AA467197	0	2.241635	0.818	0.067	0	MoAM	AA467197
Rnase2a	0	2.123799	0.579	0.011	0	MoAM	Rnase2a
Arg1	0	1.808521	0.547	0.016	0	MoAM	Arg1
Mmp19	0	1.741223	0.717	0.062	0	MoAM	Mmp19
Igf11	0	1.409023	0.777	0.058	0	MoAM	Igf1
Lhfpl2	8.66E-308	0.889163	0.547	0.039	1.52E-303	MoAM	Lhfpl2
Slc7a21	3.86E-288	1.537179	0.802	0.102	6.77E-284	MoAM	Slc7a2
Atp6v0d22	2.46E-265	1.449127	0.862	0.122	4.32E-261	MoAM	Atp6v0d2
Itgax2	2.94E-232	1.550473	0.887	0.163	5.16E-228	MoAM	Itgax
Gpnmb	7.00E-222	1.747685	0.607	0.071	1.23E-217	MoAM	Gpnmb
Mrc13	1.52E-220	1.510733	0.915	0.166	2.68E-216	MoAM	Mrc1
Spp12	3.26E-212	3.413158	0.733	0.12	5.72E-208	MoAM	Spp1
Lrp12	2.71E-211	0.771603	0.51	0.05	4.77E-207	MoAM	Lrp12
Bhlhe41	1.18E-203	0.907102	0.551	0.06	2.08E-199	MoAM	Bhlhe41
Fabp4	2.03E-202	1.497344	0.648	0.086	3.57E-198	MoAM	Fabp4

Ctsl5	1.09E-201	2.345064	0.927	0.243	1.91E-197	MoAM	Ctsl
Vat12	1.17E-195	1.080588	0.798	0.139	2.05E-191	MoAM	Vat1
Cd200r4	6.62E-193	0.847038	0.579	0.069	1.16E-188	MoAM	Cd200r4
Lgmn	1.36E-192	1.862129	0.988	0.32	2.38E-188	MoAM	Lgmn
Lipa2	8.19E-191	1.380551	0.883	0.198	1.44E-186	MoAM	Lipa
Hebp12	3.76E-188	1.367636	0.866	0.166	6.61E-184	MoAM	Hebp1
Pld32	6.69E-179	1.361299	0.887	0.208	1.17E-174	MoAM	Pld3
Sgk12	7.57E-179	1.515322	0.915	0.231	1.33E-174	MoAM	Sgk1
Cd200r1	3.48E-178	0.703527	0.51	0.058	6.12E-174	MoAM	Cd200r1
F72	3.02E-170	0.994606	0.628	0.093	5.31E-166	MoAM	F7
Abcg12	3.06E-170	1.140103	0.915	0.196	5.37E-166	MoAM	Abcg1
Fn12	8.69E-161	1.733153	0.903	0.242	1.53E-156	MoAM	Fn1
Nrp21	5.53E-155	0.775574	0.547	0.076	9.72E-151	MoAM	Nrp2
Psap1	1.83E-150	2.136128	1	0.71	3.21E-146	MoAM	Psap
Trem2	8.01E-149	1.255665	0.7	0.142	1.41E-144	MoAM	Trem2
Olr11	2.09E-145	0.857819	0.551	0.081	3.66E-141	MoAM	Olr1
Anxa42	3.60E-144	1.221642	0.887	0.281	6.33E-140	MoAM	Anxa4
Cebpb2	1.77E-143	1.396875	0.923	0.273	3.11E-139	MoAM	Cebpb
Lpl2	1.14E-142	1.88418	0.846	0.236	2.01E-138	MoAM	Lpl
Mertk1	1.57E-140	0.704033	0.543	0.08	2.76E-136	MoAM	Mertk
Ctsd2	2.43E-138	1.856351	0.996	0.579	4.26E-134	MoAM	Ctsd
Lilr4b1	4.01E-135	0.812806	0.607	0.105	7.04E-131	MoAM	Lilr4b
Ctsb1	1.48E-134	1.793129	1	0.655	2.60E-130	MoAM	Ctsb
Ear22	9.00E-132	1.367349	0.891	0.246	1.58E-127	MoAM	Ear2
Bhlhe40	7.67E-131	0.965768	0.725	0.16	1.35E-126	MoAM	Bhlhe40
Ccl63	9.11E-131	1.950689	0.984	0.546	1.60E-126	MoAM	Ccl6
Chil32	2.75E-128	3.079738	0.984	0.59	4.83E-124	MoAM	Chil3
Ctss2	5.33E-126	1.678593	0.996	0.597	9.35E-122	MoAM	Ctss
Colgalt11	1.38E-125	0.94991	0.818	0.213	2.43E-121	MoAM	Colgalt1
Myof1	2.96E-124	0.995858	0.794	0.215	5.21E-120	MoAM	Myof
Cd635	2.17E-119	1.534197	0.927	0.389	3.81E-115	MoAM	Cd63
Il11ra11	1.38E-118	0.843647	0.547	0.1	2.42E-114	MoAM	Il11ra1
Tgm23	1.35E-113	1.106687	0.656	0.15	2.37E-109	MoAM	Tgm2
Ccl92	2.58E-112	1.408308	0.87	0.279	4.53E-108	MoAM	Ccl9
Lilrb4a1	6.53E-109	0.970279	0.802	0.233	1.15E-104	MoAM	Lilrb4a
Atp6v1b21	2.49E-108	1.10566	0.923	0.38	4.38E-104	MoAM	Atp6v1b2
Cd84	8.49E-108	0.875155	0.85	0.251	1.49E-103	MoAM	Cd84
Plin22	8.90E-105	1.159796	0.883	0.337	1.56E-100	MoAM	Plin2
Acp5	1.10E-104	1.020112	0.692	0.181	1.93E-100	MoAM	Acp5
Cd442	4.01E-102	1.2303	0.984	0.515	7.04E-98	MoAM	Cd44
Bst12	5.43E-102	0.904151	0.672	0.164	9.54E-98	MoAM	Bst1
Dab24	7.74E-102	0.706082	0.66	0.146	1.36E-97	MoAM	Dab2
Grn2	5.44E-101	1.050291	0.943	0.437	9.56E-97	MoAM	Grn
Atp6v1a	6.14E-101	1.015618	0.858	0.322	1.08E-96	MoAM	Atp6v1a
Atp6ap2	7.05E-101	0.938118	0.781	0.247	1.24E-96	MoAM	Atp6ap2
Cd94	3.47E-100	1.12407	0.996	0.532	6.09E-96	MoAM	Cd9
Hsp90b12	1.50E-99	1.260215	0.988	0.668	2.64E-95	MoAM	Hsp90b1

Rtn4	3.13E-98	1.032463	0.866	0.332	5.50E-94	MoAM	Rtn4
Anpep	1.14E-95	0.895749	0.543	0.121	2.01E-91	MoAM	Anpep
Sdcbp1	1.96E-94	1.045563	0.964	0.578	3.44E-90	MoAM	Sdcbp
Cstb2	4.27E-94	1.311656	0.919	0.518	7.49E-90	MoAM	Cstb
Nceh12	3.62E-93	0.815354	0.721	0.198	6.35E-89	MoAM	Nceh1
Canx1	9.72E-93	1.044031	0.955	0.489	1.71E-88	MoAM	Canx
Creg11	1.10E-92	1.091125	0.919	0.471	1.93E-88	MoAM	Creg1
Axl3	3.11E-89	0.726753	0.632	0.149	5.46E-85	MoAM	Axl
Gns1	6.20E-89	0.87096	0.777	0.266	1.09E-84	MoAM	Gns
Ctsz1	6.78E-89	1.100635	0.939	0.579	1.19E-84	MoAM	Ctsz
Lgals33	2.01E-88	1.262983	0.992	0.569	3.52E-84	MoAM	Lgals3
Sdc3	6.60E-88	0.729746	0.567	0.129	1.16E-83	MoAM	Sdc3
Sirpa2	2.51E-87	0.852796	0.858	0.286	4.41E-83	MoAM	Sirpa
Lrp13	1.58E-83	0.809319	0.789	0.266	2.78E-79	MoAM	Lrp1
Bcl2a1b2	2.56E-83	0.850493	0.733	0.226	4.49E-79	MoAM	Bcl2a1b
Fabp51	6.19E-83	1.129507	0.943	0.448	1.09E-78	MoAM	Fabp5
Rhoc4	2.26E-81	0.711156	0.644	0.173	3.96E-77	MoAM	Rhoc
Atp6v1e11	3.24E-81	0.957761	0.923	0.468	5.70E-77	MoAM	Atp6v1e1
Itgb21	6.49E-81	0.893722	0.903	0.415	1.14E-76	MoAM	Itgb2
Ddhd1	1.51E-80	0.721269	0.595	0.157	2.66E-76	MoAM	Ddhd1
Timp25	4.02E-80	0.772453	0.628	0.165	7.06E-76	MoAM	Timp2
Clec4n2	2.61E-79	0.987125	0.551	0.136	4.58E-75	MoAM	Clec4n
Cd363	5.42E-77	1.114665	0.887	0.39	9.53E-73	MoAM	Cd36
Fcgr2b	1.36E-76	0.828067	0.729	0.233	2.38E-72	MoAM	Fcgr2b
Hspa52	1.61E-76	1.149857	0.923	0.543	2.83E-72	MoAM	Hspa5
Atp6v1c1	1.65E-75	0.740242	0.607	0.173	2.90E-71	MoAM	Atp6v1c1
S100a14	1.94E-73	1.231946	0.806	0.371	3.40E-69	MoAM	S100a1
Tpp1	8.40E-72	0.78902	0.721	0.252	1.47E-67	MoAM	Tpp1
Lamp11	2.13E-71	0.837031	0.947	0.573	3.73E-67	MoAM	Lamp1
Rnf1491	1.57E-70	0.842072	0.81	0.335	2.75E-66	MoAM	Rnf149
Mpeg11	3.13E-70	0.911372	0.887	0.397	5.50E-66	MoAM	Mpeg1
Anxa54	4.00E-69	0.858917	0.927	0.528	7.02E-65	MoAM	Anxa5
Soat1	6.25E-68	0.753774	0.842	0.368	1.10E-63	MoAM	Soat1
Hmox1	3.36E-67	0.796979	0.603	0.18	5.90E-63	MoAM	Hmox1
Prkcd1	2.37E-65	0.899085	0.777	0.311	4.16E-61	MoAM	Prkcd
Cybb3	1.65E-64	0.830437	0.935	0.424	2.89E-60	MoAM	Cybb
Ftl11	8.67E-63	1.02934	1	0.983	1.52E-58	MoAM	Ftl1
Naaa1	4.76E-62	0.78685	0.761	0.296	8.36E-58	MoAM	Naaa
Gm101161	1.50E-61	1.212973	0.818	0.462	2.63E-57	MoAM	Gm10116
Clec4a32	1.12E-57	0.727525	0.737	0.271	1.96E-53	MoAM	Clec4a3
BC005537	1.60E-57	0.84039	0.85	0.421	2.81E-53	MoAM	BC005537
Cyba1	3.05E-57	0.726881	0.984	0.811	5.35E-53	MoAM	Cyba
Plet13	3.47E-56	0.851502	0.538	0.16	6.08E-52	MoAM	Plet1
Fth11	7.88E-54	0.942173	1	0.993	1.38E-49	MoAM	Fth1
Txn13	1.07E-53	0.709485	0.976	0.782	1.88E-49	MoAM	Txn1
Pdia61	2.19E-50	0.875285	0.85	0.472	3.85E-46	MoAM	Pdia6
Hexa	7.81E-50	0.746037	0.826	0.433	1.37E-45	MoAM	Hexa

Cd681	5.98E-48	0.786544	0.7	0.304	1.05E-43	MoAM	Cd68
Gm424185	1.53E-47	1.134337	0.984	0.737	2.69E-43	MoAM	Gm42418
Prdx11	1.55E-46	0.835828	0.943	0.699	2.72E-42	MoAM	Prdx1
C1qa	0	3.905703	0.998	0.043	0	IM	C1qa
C1qb	0	3.642899	0.996	0.051	0	IM	C1qb
C1qc	0	3.587742	0.994	0.037	0	IM	C1qc
Pf4	0	2.873577	0.743	0.048	0	IM	Pf4
Ms4a7	0	1.942853	0.731	0.032	0	IM	Ms4a7
Mafb	0	1.935317	0.836	0.07	0	IM	Mafb
Maf1	0	1.675555	0.625	0.081	0	IM	Maf
Stab11	0	1.632957	0.591	0.027	0	IM	Stab1
Cxcl161	0	1.615654	0.806	0.124	0	IM	Cxcl16
Csf1r1	0	1.613643	0.886	0.246	0	IM	Csf1r
Aif1	0	1.611539	0.756	0.111	0	IM	Aif1
Cx3cr11	0	1.579637	0.728	0.129	0	IM	Cx3cr1
Dab25	0	1.530981	0.748	0.133	0	IM	Dab2
Mgl2	0	1.502314	0.562	0.036	0	IM	Mgl2
Igf12	0	1.436072	0.558	0.052	0	IM	Igf1
Adgre1	0	1.368011	0.729	0.157	0	IM	Adgre1
P2ry6	0	1.367206	0.7	0.104	0	IM	P2ry6
Apoe2	5.33E-282	3.275829	0.933	0.461	9.36E-278	IM	Apoe
Lgmn1	4.84E-275	1.517265	0.873	0.311	8.50E-271	IM	Lgmn
Tmem176b	2.78E-258	1.474356	0.931	0.386	4.88E-254	IM	Tmem176b
Rgs10	4.90E-243	1.289558	0.886	0.351	8.60E-239	IM	Rgs10
Pea15a1	4.29E-242	1.05625	0.58	0.116	7.54E-238	IM	Pea15a
Mrc14	6.20E-240	1.219532	0.709	0.159	1.09E-235	IM	Mrc1
Cd815	7.71E-224	1.291566	0.864	0.343	1.35E-219	IM	Cd81
H2-Eb1	5.31E-211	2.00316	0.884	0.458	9.33E-207	IM	H2-Eb1
Tmem176a	4.61E-206	1.268886	0.826	0.313	8.10E-202	IM	Tmem176a
Pid11	2.59E-204	1.142364	0.67	0.186	4.55E-200	IM	Pid1
Marcks3	7.27E-204	1.129749	0.774	0.252	1.28E-199	IM	Marcks
Pltp4	1.78E-197	1.097017	0.618	0.156	3.13E-193	IM	Pltp
Hexb	2.09E-196	1.22955	0.733	0.249	3.67E-192	IM	Hexb
Sepp12	6.21E-196	1.854548	0.935	0.589	1.09E-191	IM	Sepp1
Cst32	1.15E-195	0.963606	0.996	0.819	2.03E-191	IM	Cst3
H2-Aa	8.44E-184	1.733593	0.896	0.525	1.48E-179	IM	H2-Aa
Fcgr2b1	1.74E-182	1.154058	0.698	0.225	3.05E-178	IM	Fcgr2b
Ctsb2	7.53E-180	1.229481	0.97	0.65	1.32E-175	IM	Ctsb
H2-Ab1	1.10E-179	1.723704	0.899	0.535	1.92E-175	IM	H2-Ab1
Timp26	9.48E-178	0.944755	0.599	0.157	1.66E-173	IM	Timp2
Fth12	2.51E-175	0.79599	1	0.992	4.41E-171	IM	Fth1
Fcgr32	3.59E-174	1.022036	0.834	0.327	6.30E-170	IM	Fcgr3
Cd74	1.28E-173	1.596672	0.951	0.702	2.24E-169	IM	Cd74
Cd14	1.78E-168	0.99253	0.502	0.121	3.13E-164	IM	Cd14
Trem21	1.94E-161	1.031675	0.528	0.137	3.41E-157	IM	Trem2
Itm2b3	2.28E-151	1.018953	0.996	0.93	4.00E-147	IM	Itm2b
Ly861	2.83E-149	0.868326	0.709	0.242	4.98E-145	IM	Ly86

Unc93b1	5.66E-149	0.937543	0.797	0.344	9.94E-145	IM	Unc93b1
Cd636	8.54E-145	0.953261	0.86	0.381	1.50E-140	IM	Cd63
Trf1	1.91E-138	1.238658	0.759	0.348	3.35E-134	IM	Trf
Serinc32	1.13E-136	1.025292	0.899	0.593	1.98E-132	IM	Serinc3
Hexa1	1.71E-136	0.992852	0.819	0.425	3.01E-132	IM	Hexa
H2-DMb1	2.01E-127	1.126414	0.701	0.316	3.52E-123	IM	H2-DMb1
Fcgrt3	2.45E-127	0.993492	0.545	0.177	4.31E-123	IM	Fcgrt
C5ar11	5.40E-124	0.818872	0.504	0.141	9.48E-120	IM	C5ar1
Ctss3	4.67E-112	0.744435	0.97	0.59	8.20E-108	IM	Ctss
Kctd121	6.63E-110	0.77498	0.576	0.21	1.16E-105	IM	Kctd12
Ctsc	2.50E-106	0.764268	0.924	0.586	4.40E-102	IM	Ctsc
Grn3	1.19E-102	0.885559	0.789	0.432	2.09E-98	IM	Grn
AF2517052	1.71E-96	0.709775	0.614	0.245	3.01E-92	IM	AF251705
Bcl2a1b3	2.14E-94	0.718749	0.584	0.221	3.76E-90	IM	Bcl2a1b
H2-DMa	2.29E-93	0.883013	0.748	0.421	4.02E-89	IM	H2-DMa
Snx5	3.38E-90	0.753772	0.711	0.384	5.93E-86	IM	Snx5
Blvrb	1.98E-86	0.894268	0.539	0.232	3.47E-82	IM	Blvrb
Camk11	3.17E-79	0.73922	0.524	0.224	5.57E-75	IM	Camk1
Gm101162	9.46E-79	0.700115	0.756	0.458	1.66E-74	IM	Gm10116
Cltc	6.19E-76	0.895832	0.657	0.382	1.09E-71	IM	Cltc
Il10rb	2.33E-75	0.721483	0.558	0.26	4.09E-71	IM	Il10rb
Fam46a	3.41E-66	0.725831	0.53	0.25	5.99E-62	IM	Fam46a
Ckb2	0	1.920908	0.95	0.116	0	DC1	Ckb
Wdfy4	0	1.292221	0.842	0.115	0	DC1	Wdfy4
Xcr1	0	1.227133	0.696	0.006	0	DC1	Xcr1
Tnni2	0	1.17928	0.71	0.06	0	DC1	Tnni2
Sep-03	0	1.159824	0.65	0.007	0	DC1	Sep-03
Rab7b	0	1.147888	0.723	0.049	0	DC1	Rab7b
Amica1	0	1.105524	0.752	0.089	0	DC1	Amica1
Itgae	0	0.991223	0.574	0.014	0	DC1	Itgae
Hepacam2	0	0.980593	0.601	0.024	0	DC1	Hepacam2
Ifi205	0	0.959204	0.587	0.014	0	DC1	Ifi205
Pak1	0	0.956397	0.68	0.072	0	DC1	Pak1
Qpct	0	0.952672	0.554	0.042	0	DC1	Qpct
Tbc1d41	0	0.905859	0.644	0.064	0	DC1	Tbc1d4
Cldn1	0	0.895844	0.505	0.017	0	DC1	Cldn1
Klrb1b	0	0.861221	0.535	0.023	0	DC1	Klrb1b
Flt3	0	0.856851	0.561	0.029	0	DC1	Flt3
Tlr3	0	0.853941	0.545	0.024	0	DC1	Tlr3
Clec9a	0	0.847434	0.535	0.009	0	DC1	Clec9a
Batf3	2.29E-289	0.949474	0.683	0.08	4.02E-285	DC1	Batf3
Cd86	1.15E-283	0.71507	0.521	0.045	2.02E-279	DC1	Cd86
Cxx1b1	7.30E-278	1.052869	0.644	0.075	1.28E-273	DC1	Cxx1b
Xlr	1.03E-271	0.991132	0.545	0.053	1.81E-267	DC1	Xlr
Irf8	4.55E-267	1.988612	0.98	0.271	7.99E-263	DC1	Irf8
Naaa2	1.45E-251	1.865098	0.977	0.29	2.54E-247	DC1	Naaa
Gatm	4.88E-251	0.727097	0.518	0.051	8.56E-247	DC1	Gatm

Plbd12	1.17E-241	1.591754	0.97	0.265	2.06E-237	DC1	Plbd1
Cxx1a2	5.27E-237	0.884148	0.644	0.084	9.25E-233	DC1	Cxx1a
Pkib	7.55E-233	1.116072	0.818	0.15	1.32E-228	DC1	Pkib
Cbfa2t3	5.40E-222	1.078586	0.871	0.174	9.49E-218	DC1	Cbfa2t3
H2-DMb11	1.86E-216	1.488053	0.983	0.317	3.26E-212	DC1	H2-DMb1
Sep-06	3.18E-210	0.839368	0.686	0.104	5.58E-206	DC1	Sep-06
Ppm1m	1.14E-194	0.844669	0.693	0.119	2.00E-190	DC1	Ppm1m
Cd24a2	9.78E-194	1.071813	0.974	0.278	1.72E-189	DC1	Cd24a
Cst33	4.73E-192	2.618852	1	0.822	8.30E-188	DC1	Cst3
Fgd2	1.01E-191	0.797536	0.62	0.096	1.77E-187	DC1	Fgd2
Olfm1	5.89E-191	0.818231	0.66	0.108	1.03E-186	DC1	Olfm1
Camk1d	6.09E-187	0.88533	0.68	0.119	1.07E-182	DC1	Camk1d
Ppt1	8.20E-183	1.414138	0.921	0.312	1.44E-178	DC1	Ppt1
H2-Eb11	4.75E-180	1.780285	1	0.462	8.33E-176	DC1	H2-Eb1
H2-DMa1	3.67E-177	1.429788	0.99	0.421	6.45E-173	DC1	H2-DMa
H2-Ab11	1.03E-176	1.92127	1	0.538	1.81E-172	DC1	H2-Ab1
Aif11	6.95E-176	0.801299	0.693	0.123	1.22E-171	DC1	Aif1
H2-Aa1	3.36E-175	1.7618	1	0.528	5.91E-171	DC1	H2-Aa
Id2	3.72E-169	1.426776	0.99	0.441	6.53E-165	DC1	Id2
Naga	4.11E-168	0.901758	0.686	0.139	7.22E-164	DC1	Naga
St3gal5	2.89E-158	0.708409	0.531	0.086	5.08E-154	DC1	St3gal5
Rbpj	8.78E-155	0.790184	0.696	0.145	1.54E-150	DC1	Rbpj
Cd741	1.79E-151	1.622547	1	0.705	3.14E-147	DC1	Cd74
Rgs101	1.24E-137	1.025131	0.937	0.358	2.17E-133	DC1	Rgs10
Rnase6	3.89E-137	0.818677	0.713	0.166	6.83E-133	DC1	Rnase6
Crip13	6.51E-126	1.18871	1	0.791	1.14E-121	DC1	Crip1
Irf5	6.98E-126	0.767041	0.799	0.211	1.23E-121	DC1	Irf5
Gm2a1	7.76E-124	1.087947	0.99	0.453	1.36E-119	DC1	Gm2a
Bcl2a1d1	1.19E-123	0.734153	0.66	0.148	2.08E-119	DC1	Bcl2a1d
Hfe	1.56E-122	0.957438	0.62	0.146	2.75E-118	DC1	Hfe
BC0285282	8.57E-122	0.714664	0.67	0.155	1.51E-117	DC1	BC028528
Atox11	5.73E-121	0.966115	0.993	0.745	1.01E-116	DC1	Atox1
Txndc15	2.67E-117	0.786645	0.749	0.222	4.69E-113	DC1	Txndc15
Psmb9	8.43E-111	0.827619	0.832	0.282	1.48E-106	DC1	Psmb9
Itgb7	1.94E-104	0.75352	0.795	0.236	3.41E-100	DC1	Itgb7
Ccnd11	1.39E-101	0.799764	0.673	0.191	2.44E-97	DC1	Ccnd1
Efhd2	1.15E-96	0.825326	0.878	0.374	2.02E-92	DC1	Efhd2
Syngr2	6.22E-92	0.780455	0.835	0.331	1.09E-87	DC1	Syngr2
Sub1	5.67E-91	0.712838	0.993	0.838	9.96E-87	DC1	Sub1
Psap2	3.31E-86	0.737672	1	0.709	5.81E-82	DC1	Psap
Eef1b2	2.98E-85	0.702134	0.993	0.841	5.24E-81	DC1	Eef1b2
Commd8	8.27E-84	0.705923	0.729	0.255	1.45E-79	DC1	Commd8
Psmb8	6.36E-79	0.778881	0.944	0.563	1.12E-74	DC1	Psmb8
Psme1	9.37E-76	0.72991	0.941	0.572	1.65E-71	DC1	Psme1
Rala	2.15E-73	0.715516	0.782	0.334	3.78E-69	DC1	Rala
Ptms2	9.94E-73	0.730934	0.865	0.391	1.75E-68	DC1	Ptms
Cd209a	0	2.248845	0.766	0.017	0	DC2	Cd209a

Mgl21	0	1.710543	0.602	0.039	0	DC2	Mgl2
Ckb3	1.06E-248	1.056701	0.67	0.117	1.87E-244	DC2	Ckb
Cbfa2t31	1.02E-235	1.030619	0.781	0.171	1.80E-231	DC2	Cbfa2t3
H2-DMb12	3.23E-231	1.36622	0.923	0.313	5.67E-227	DC2	H2-DMb1
H2-DMa2	3.88E-220	1.346002	0.969	0.418	6.82E-216	DC2	H2-DMa
H2-Eb12	1.63E-208	1.930105	0.949	0.46	2.86E-204	DC2	H2-Eb1
Olfm11	2.46E-208	0.948773	0.581	0.106	4.32E-204	DC2	Olfm1
H2-Ab12	4.63E-201	1.864897	0.969	0.536	8.13E-197	DC2	H2-Ab1
Pid12	5.32E-198	0.981258	0.761	0.188	9.34E-194	DC2	Pid1
H2-Aa2	2.89E-195	1.750798	0.959	0.526	5.07E-191	DC2	H2-Aa
Plbd13	1.85E-187	0.973796	0.882	0.262	3.26E-183	DC2	Plbd1
Cd742	1.82E-179	1.655943	0.983	0.704	3.19E-175	DC2	Cd74
Gm2a2	5.14E-178	1.17329	0.976	0.449	9.02E-174	DC2	Gm2a
Crip14	2.02E-157	1.177087	0.993	0.79	3.54E-153	DC2	Crip1
Cst34	2.28E-155	1.290136	1	0.821	4.00E-151	DC2	Cst3
Rbpj1	5.16E-131	0.797096	0.561	0.145	9.06E-127	DC2	Rbpj
Cfp	2.60E-129	0.807475	0.646	0.185	4.56E-125	DC2	Cfp
Ccnd12	1.23E-125	0.947396	0.627	0.189	2.16E-121	DC2	Ccnd1
H2-DMb2	5.30E-118	0.75316	0.54	0.132	9.30E-114	DC2	H2-DMb2
H2afy	2.90E-112	0.900453	0.911	0.509	5.08E-108	DC2	H2afy
Tep1	4.55E-111	0.700067	0.588	0.174	7.99E-107	DC2	Tep1
Syngr21	1.90E-110	0.906984	0.769	0.329	3.34E-106	DC2	Syngr2
Hfe1	1.23E-107	0.743842	0.53	0.145	2.16E-103	DC2	Hfe
Fam46a1	8.69E-106	0.871529	0.68	0.248	1.53E-101	DC2	Fam46a
Ifi301	8.82E-103	0.885893	0.887	0.458	1.55E-98	DC2	Ifi30
Atox12	7.25E-102	0.844141	0.966	0.744	1.27E-97	DC2	Atox1
Lsp11	7.66E-98	0.776589	0.959	0.592	1.35E-93	DC2	Lsp1
Kctd122	5.19E-92	0.737681	0.61	0.212	9.12E-88	DC2	Kctd12
Fcgr2b2	9.40E-75	0.745067	0.595	0.231	1.65E-70	DC2	Fcgr2b
Ywhah	5.45E-71	0.713563	0.819	0.472	9.57E-67	DC2	Ywhah
Siglech	0	2.980561	0.991	0.008	0	pDC	Siglech
Ccr9	0	2.04719	0.821	0.011	0	pDC	Ccr9
Klk1	0	1.595277	0.518	0.001	0	pDC	Klk1
Lag3	0	1.35948	0.589	0.01	0	pDC	Lag3
Pacsin1	0	1.224481	0.562	0.012	0	pDC	Pacsin1
Upb1	0	1.215982	0.571	0.01	0	pDC	Upb1
Cd300c	0	1.175853	0.554	0.004	0	pDC	Cd300c
Smim51	2.36E-293	1.826391	0.75	0.041	4.14E-289	pDC	Smim5
Cd71	3.99E-253	1.768318	0.786	0.052	7.01E-249	pDC	Cd7
Runx2	4.90E-197	1.526972	0.714	0.057	8.60E-193	pDC	Runx2
Spib	1.95E-176	1.148824	0.554	0.035	3.43E-172	pDC	Spib
Bcl11a	3.51E-154	1.719587	0.795	0.092	6.16E-150	pDC	Bcl11a
Ly6d	4.81E-147	1.906979	0.955	0.135	8.45E-143	pDC	Ly6d
Cox6a21	4.62E-142	2.211975	0.884	0.136	8.12E-138	pDC	Cox6a2
Lair1	6.37E-141	1.620471	0.884	0.129	1.12E-136	pDC	Lair1
Gm5547	1.79E-129	1.03679	0.509	0.041	3.14E-125	pDC	Gm5547
Rnase61	1.78E-127	1.828475	0.92	0.171	3.12E-123	pDC	Rnase6

Sema4b	8.36E-126	1.045347	0.562	0.053	1.47E-121	pDC	Sema4b
P2ry14	6.51E-120	1.20376	0.625	0.07	1.14E-115	pDC	P2ry14
Tcf44	3.45E-116	2.151557	0.973	0.234	6.05E-112	pDC	Tcf4
Irf81	1.08E-113	2.553928	1	0.28	1.90E-109	pDC	Irf8
Bst23	1.42E-113	2.954989	1	0.289	2.50E-109	pDC	Bst2
Prkca	5.77E-109	1.059151	0.571	0.063	1.01E-104	pDC	Prkca
Dnajc7	1.05E-107	2.054563	0.973	0.258	1.84E-103	pDC	Dnajc7
Ppfia4	1.95E-100	1.296624	0.688	0.104	3.42E-96	pDC	Ppfia4
St8sia4	8.33E-80	1.376235	0.768	0.163	1.46E-75	pDC	St8sia4
Fyn	1.10E-78	1.169698	0.67	0.118	1.93E-74	pDC	Fyn
Rpl31	2.26E-71	1.31826	1	0.967	3.98E-67	pDC	Rpl31
Rell1	2.92E-71	1.034422	0.607	0.107	5.13E-67	pDC	Rell1
Tnfrsf13b	3.28E-67	1.010295	0.616	0.113	5.76E-63	pDC	Tnfrsf13b
Ccnd13	3.53E-67	1.345006	0.777	0.197	6.20E-63	pDC	Ccnd1
Ly6c21	4.04E-66	1.558508	0.902	0.266	7.09E-62	pDC	Ly6c2
Scimp	2.07E-64	0.91222	0.518	0.083	3.63E-60	pDC	Scimp
Fyb2	3.32E-61	1.199247	0.92	0.303	5.83E-57	pDC	Fyb
Mef2c1	1.85E-60	1.042277	0.875	0.25	3.26E-56	pDC	Mef2c
Sell1	4.64E-60	1.155755	0.884	0.272	8.14E-56	pDC	Sell
Pld42	4.73E-59	1.313645	0.911	0.336	8.31E-55	pDC	Pld4
Tspan132	7.68E-59	1.076723	0.884	0.29	1.35E-54	pDC	Tspan13
Rpgrip1	4.18E-58	1.096124	0.554	0.108	7.35E-54	pDC	Rpgrip1
Khk	2.60E-57	1.098588	0.598	0.131	4.57E-53	pDC	Khk
Lgals12	8.02E-57	1.43841	0.982	0.491	1.41E-52	pDC	Lgals1
Tsc22d11	2.61E-52	1.12326	0.768	0.238	4.58E-48	pDC	Tsc22d1
Klrd1	5.69E-52	0.716545	0.527	0.094	9.99E-48	pDC	Klrd1
Plac82	1.85E-51	1.14725	1	0.42	3.25E-47	pDC	Plac8
Ctsb3	3.94E-51	1.093363	1	0.659	6.92E-47	pDC	Ctsb
Amica11	6.03E-51	0.880156	0.518	0.099	1.06E-46	pDC	Amica1
Grn4	1.02E-50	1.212951	0.938	0.441	1.80E-46	pDC	Grn
Ctsl6	1.58E-50	1.030884	0.777	0.25	2.77E-46	pDC	Ctsl
Pltp5	6.87E-47	1.09141	0.652	0.169	1.21E-42	pDC	Pltp
Mvb12a	9.02E-47	1.080224	0.705	0.227	1.58E-42	pDC	Mvb12a
Pafah1b3	5.15E-46	1.016353	0.571	0.14	9.05E-42	pDC	Pafah1b3
Bmyc	7.18E-46	0.898966	0.58	0.14	1.26E-41	pDC	Bmyc
Snx51	1.78E-45	1.170307	0.875	0.392	3.13E-41	pDC	Snx5
Nucb2	4.42E-44	1.107049	0.75	0.271	7.76E-40	pDC	Nucb2
Tyrobp4	1.30E-43	0.977916	1	0.654	2.28E-39	pDC	Tyrobp
Mpeg12	9.07E-43	1.010597	0.938	0.401	1.59E-38	pDC	Mpeg1
Gltp	1.07E-42	1.085869	0.848	0.362	1.88E-38	pDC	Gltp
Ly6a3	6.19E-42	0.765828	0.688	0.192	1.09E-37	pDC	Ly6a
Pgls	2.80E-41	1.145362	0.875	0.479	4.92E-37	pDC	Pgls
Clec12a	1.57E-40	0.942762	0.598	0.162	2.77E-36	pDC	Clec12a
Dap	4.42E-40	1.027786	0.741	0.286	7.76E-36	pDC	Dap
Mbnl1	1.54E-39	0.986403	0.964	0.634	2.71E-35	pDC	Mbnl1
Cyth4	9.13E-38	0.888127	0.688	0.227	1.60E-33	pDC	Cyth4
Pkib1	3.09E-37	0.811897	0.58	0.16	5.43E-33	pDC	Pkib

Ctsh1	2.11E-33	0.805981	0.964	0.658	3.70E-29	pDC	Ctsh
Ly6e1	3.15E-33	0.744742	1	0.853	5.53E-29	pDC	Ly6e
Hhex	4.20E-33	0.83855	0.554	0.162	7.37E-29	pDC	Hhex
Kctd123	5.51E-33	0.885156	0.643	0.22	9.68E-29	pDC	Kctd12
Sec61b	4.38E-32	0.7458	0.973	0.8	7.69E-28	pDC	Sec61b
Fgfr1op2	6.10E-32	0.90368	0.759	0.347	1.07E-27	pDC	Fgfr1op2
H13	7.03E-31	0.876673	0.768	0.364	1.23E-26	pDC	H13
Sms1	1.44E-30	0.89262	0.634	0.234	2.53E-26	pDC	Sms
Uvrag	3.98E-30	0.846195	0.527	0.167	6.99E-26	pDC	Uvrag
Pkig	2.95E-29	0.931454	0.643	0.255	5.18E-25	pDC	Pkig
Bloc1s2	6.76E-29	0.793881	0.58	0.203	1.19E-24	pDC	Bloc1s2
Smim14	1.50E-28	0.770568	0.848	0.47	2.63E-24	pDC	Smim14
Syngr22	1.24E-27	0.827522	0.741	0.338	2.18E-23	pDC	Syngr2
Cnp	1.87E-27	0.746906	0.518	0.158	3.29E-23	pDC	Cnp
Serp1	5.25E-27	0.794726	0.92	0.621	9.22E-23	pDC	Serp1
Unc93b11	6.71E-27	0.788286	0.777	0.357	1.18E-22	pDC	Unc93b1
R3hdm41	3.22E-26	0.777308	0.696	0.311	5.65E-22	pDC	R3hdm4
Gnas2	5.66E-25	0.708041	0.902	0.614	9.94E-21	pDC	Gnas
Fam174a	7.56E-25	0.807156	0.705	0.352	1.33E-20	pDC	Fam174a
Selplg1	1.05E-24	0.727429	0.839	0.461	1.84E-20	pDC	Selplg
Ifnar2	2.97E-24	0.809098	0.562	0.22	5.21E-20	pDC	Ifnar2
Rgs102	7.68E-24	0.775568	0.732	0.367	1.35E-19	pDC	Rgs10
Tmed32	1.22E-23	0.843823	0.661	0.335	2.15E-19	pDC	Tmed3
Apobec3	1.41E-23	0.736413	0.643	0.272	2.48E-19	pDC	Apobec3
Abhd17a	3.42E-20	0.708844	0.545	0.228	6.00E-16	pDC	Abhd17a
Ogt	4.83E-19	0.747654	0.688	0.387	8.48E-15	pDC	Ogt
Rnf187	1.63E-18	0.84232	0.545	0.258	2.86E-14	pDC	Rnf187
Ccl22	0	3.229133	0.914	0.008	0	Ccr7_DC	Ccl22
Fscn11	0	2.832927	0.892	0.008	0	Ccr7_DC	Fscn1
Apol7c	0	2.018088	0.548	0.002	0	Ccr7_DC	Apol7c
Il4i1	0	1.874159	0.763	0.017	0	Ccr7_DC	Il4i1
Zmynd15	0	1.826353	0.645	0.018	0	Ccr7_DC	Zmynd15
Cacnb3	0	1.689959	0.828	0.011	0	Ccr7_DC	Cacnb3
Nr4a3	0	1.52874	0.548	0.008	0	Ccr7_DC	Nr4a3
Mreg	0	1.273053	0.591	0.009	0	Ccr7_DC	Mreg
Nudt17	0	1.150235	0.538	0.003	0	Ccr7_DC	Nudt17
Strip2	0	0.994508	0.548	0.007	0	Ccr7_DC	Strip2
Ccl17	1.12E-299	3.28077	0.828	0.041	1.97E-295	Ccr7_DC	Ccl17
Basp11	3.73E-256	1.792862	0.882	0.056	6.55E-252	Ccr7_DC	Basp1
Tbc1d42	3.09E-249	2.155114	0.946	0.071	5.42E-245	Ccr7_DC	Tbc1d4
Relb	7.22E-222	1.98572	0.957	0.082	1.27E-217	Ccr7_DC	Relb
Etv3	9.23E-198	1.663445	0.903	0.079	1.62E-193	Ccr7_DC	Etv3
Rgs1	3.33E-171	1.907919	0.645	0.043	5.85E-167	Ccr7_DC	Rgs1
Tspan31	3.20E-169	2.409196	0.871	0.091	5.62E-165	Ccr7_DC	Tspan3
Cd83	2.35E-165	1.652257	0.796	0.07	4.12E-161	Ccr7_DC	Cd83
Ccr7	5.49E-162	2.318919	0.925	0.105	9.64E-158	Ccr7_DC	Ccr7
Tnip3	1.57E-156	1.197117	0.505	0.028	2.75E-152	Ccr7_DC	Tnip3

Traf1	5.95E-152	1.658612	0.914	0.109	1.05E-147	Ccr7_DC	Traf1
Marcksl11	2.06E-150	2.444282	0.914	0.116	3.62E-146	Ccr7_DC	Marcksl1
Cd40	1.27E-138	0.985569	0.527	0.034	2.23E-134	Ccr7_DC	Cd40
Cxcl162	1.13E-133	1.845022	0.957	0.143	1.99E-129	Ccr7_DC	Cxcl16
Rogdi	4.24E-131	1.50393	0.817	0.1	7.44E-127	Ccr7_DC	Rogdi
Plxnc1	4.70E-128	0.973749	0.591	0.048	8.25E-124	Ccr7_DC	Plxnc1
Cpne2	1.85E-123	1.052244	0.613	0.053	3.25E-119	Ccr7_DC	Cpne2
Bcl2a1d2	9.28E-117	2.148167	0.925	0.154	1.63E-112	Ccr7_DC	Bcl2a1d
Birc2	2.56E-103	1.071934	0.667	0.075	4.50E-99	Ccr7_DC	Birc2
Rel	3.62E-102	1.477341	0.86	0.136	6.35E-98	Ccr7_DC	Rel
Gadd45b1	5.87E-99	1.735601	0.882	0.151	1.03E-94	Ccr7_DC	Gadd45b
Tmem123	2.04E-95	2.422035	0.968	0.243	3.58E-91	Ccr7_DC	Tmem123
AA4671971	3.83E-91	1.558516	0.634	0.076	6.73E-87	Ccr7_DC	AA467197
Arl5c	5.89E-91	1.093107	0.699	0.091	1.04E-86	Ccr7_DC	Arl5c
Bcl2a1b4	1.07E-90	2.16284	0.957	0.23	1.87E-86	Ccr7_DC	Bcl2a1b
Samsn12	1.42E-89	2.152475	0.989	0.267	2.50E-85	Ccr7_DC	Samsn1
Adam8	1.25E-86	0.981243	0.57	0.064	2.19E-82	Ccr7_DC	Adam8
Batf31	1.32E-85	1.117242	0.656	0.088	2.33E-81	Ccr7_DC	Batf3
Bcl2a1a2	2.54E-85	1.595892	0.817	0.152	4.46E-81	Ccr7_DC	Bcl2a1a
Rnf19b	5.60E-83	1.064555	0.71	0.106	9.83E-79	Ccr7_DC	Rnf19b
Marcks4	3.67E-82	1.702236	0.989	0.266	6.44E-78	Ccr7_DC	Marcks
Fam177a1	4.25E-76	1.464598	0.892	0.207	7.47E-72	Ccr7_DC	Fam177a
Fam60a	1.39E-75	0.894731	0.527	0.063	2.45E-71	Ccr7_DC	Fam60a
Lrrk1	2.10E-73	1.024335	0.753	0.133	3.68E-69	Ccr7_DC	Lrrk1
Dusp5	3.23E-73	0.922259	0.538	0.066	5.67E-69	Ccr7_DC	Dusp5
Jak2	1.33E-72	1.177565	0.667	0.11	2.33E-68	Ccr7_DC	Jak2
Bmp2k	3.22E-72	1.073315	0.677	0.108	5.65E-68	Ccr7_DC	Bmp2k
Cblb	4.72E-69	0.910632	0.527	0.068	8.29E-65	Ccr7_DC	Cblb
Tbc1d8	9.57E-68	1.025925	0.548	0.077	1.68E-63	Ccr7_DC	Tbc1d8
Ccl5	1.04E-61	1.855063	0.763	0.162	1.83E-57	Ccr7_DC	Ccl5
Anxa33	1.41E-61	1.51239	0.935	0.304	2.47E-57	Ccr7_DC	Anxa3
Mthfd2	2.03E-61	0.942858	0.548	0.082	3.56E-57	Ccr7_DC	Mthfd2
Cbfa2t32	2.29E-61	1.09915	0.828	0.184	4.02E-57	Ccr7_DC	Cbfa2t3
Ccdc88a	4.13E-60	1.332541	0.817	0.203	7.25E-56	Ccr7_DC	Ccdc88a
Rassf2	6.95E-60	1.114772	0.753	0.162	1.22E-55	Ccr7_DC	Rassf2
Syngr23	1.07E-59	1.393802	0.935	0.338	1.89E-55	Ccr7_DC	Syngr2
Tmcc3	1.43E-54	0.913313	0.602	0.109	2.51E-50	Ccr7_DC	Tmcc3
Zfp36l11	9.64E-54	1.367814	0.989	0.446	1.69E-49	Ccr7_DC	Zfp36l1
Serpinb6b3	2.41E-53	1.673699	0.699	0.17	4.23E-49	Ccr7_DC	Serpinb6b
Psme2	1.17E-52	1.598834	0.946	0.497	2.05E-48	Ccr7_DC	Psme2
Rab8b	4.21E-52	1.156634	0.817	0.218	7.40E-48	Ccr7_DC	Rab8b
Myo1g	3.09E-51	1.059555	0.731	0.174	5.42E-47	Ccr7_DC	Myo1g
Aebp2	5.02E-51	0.954431	0.667	0.142	8.82E-47	Ccr7_DC	Aebp2
D930015E0	7.70E-51	0.734864	0.516	0.082	1.35E-46	Ccr7_DC	D930015E06Rik
Tmsb4x	9.89E-51	1.07179	1	1	1.74E-46	Ccr7_DC	Tmsb4x
Cst35	1.09E-50	1.965954	1	0.825	1.92E-46	Ccr7_DC	Cst3
Swap70	2.97E-50	0.84192	0.57	0.103	5.22E-46	Ccr7_DC	Swap70

Iscu	2.80E-48	1.334158	0.903	0.4	4.92E-44	Ccr7_DC	Iscu
Fnbp1l1	5.32E-48	0.782821	0.538	0.097	9.34E-44	Ccr7_DC	Fnbp1l
Pgap2	6.16E-48	0.959651	0.656	0.151	1.08E-43	Ccr7_DC	Pgap2
Crip15	5.59E-45	1.695516	0.989	0.794	9.82E-41	Ccr7_DC	Crip1
Id21	5.75E-45	1.165017	0.978	0.448	1.01E-40	Ccr7_DC	Id2
Adrbk2	4.61E-44	0.910326	0.742	0.202	8.09E-40	Ccr7_DC	Adrbk2
Tank	7.59E-44	0.737964	0.57	0.111	1.33E-39	Ccr7_DC	Tank
Cdkn1a4	1.19E-43	1.135201	0.753	0.212	2.09E-39	Ccr7_DC	Cdkn1a
Rps27l	2.40E-43	1.37586	0.978	0.728	4.22E-39	Ccr7_DC	Rps27l
Fam49a	2.39E-42	0.79115	0.516	0.096	4.20E-38	Ccr7_DC	Fam49a
Psmg4	4.43E-42	1.005587	0.796	0.246	7.78E-38	Ccr7_DC	Psmg4
Net12	5.25E-42	1.050074	0.624	0.154	9.21E-38	Ccr7_DC	Net1
Ogfrl1	7.05E-42	0.869637	0.591	0.131	1.24E-37	Ccr7_DC	Ogfrl1
Clic46	8.98E-40	1.127422	0.839	0.305	1.58E-35	Ccr7_DC	Clic4
Sdhaf1	3.56E-39	0.769725	0.505	0.101	6.26E-35	Ccr7_DC	Sdhaf1
Socs22	1.38E-38	0.991197	0.806	0.263	2.43E-34	Ccr7_DC	Socs2
Csf2rb2	3.18E-38	0.971914	0.753	0.23	5.58E-34	Ccr7_DC	Csf2rb
Bhlhe401	3.76E-37	0.919132	0.656	0.166	6.60E-33	Ccr7_DC	Bhlhe40
Psmb81	2.18E-36	1.006998	0.978	0.568	3.83E-32	Ccr7_DC	Psmb8
H2-Q71	4.76E-36	0.75916	0.774	0.218	8.36E-32	Ccr7_DC	H2-Q7
Lsp12	1.33E-35	1.078433	0.989	0.6	2.33E-31	Ccr7_DC	Lsp1
Rap2b	4.42E-35	0.922975	0.559	0.135	7.76E-31	Ccr7_DC	Rap2b
Actg1	3.87E-34	0.950031	1	0.954	6.80E-30	Ccr7_DC	Actg1
Psme11	1.08E-33	1.06595	0.935	0.577	1.90E-29	Ccr7_DC	Psme1
Nfkbia1	1.53E-33	1.139017	0.903	0.463	2.69E-29	Ccr7_DC	Nfkbia
Tmem176a	3.33E-33	1.109286	0.839	0.328	5.85E-29	Ccr7_DC	Tmem176a
Btg11	1.22E-32	0.919673	0.978	0.85	2.15E-28	Ccr7_DC	Btg1
Tes	4.29E-32	0.821093	0.505	0.117	7.54E-28	Ccr7_DC	Tes
Lima1	2.51E-31	0.810104	0.57	0.151	4.40E-27	Ccr7_DC	Lima1
Rbpj2	3.96E-31	0.880722	0.57	0.154	6.95E-27	Ccr7_DC	Rbpj
Rnf115	4.88E-31	0.848547	0.656	0.213	8.56E-27	Ccr7_DC	Rnf115
Nudt9	4.94E-31	0.893492	0.527	0.14	8.67E-27	Ccr7_DC	Nudt9
Atox13	9.20E-31	1.066161	0.989	0.749	1.62E-26	Ccr7_DC	Atox1
Fabp52	2.21E-30	1.575993	0.925	0.453	3.89E-26	Ccr7_DC	Fabp5
Birc3	2.22E-30	0.733239	0.591	0.159	3.90E-26	Ccr7_DC	Birc3
Arhgap312	7.23E-30	0.969759	0.753	0.29	1.27E-25	Ccr7_DC	Arhgap31
Map4k4	1.34E-29	0.913377	0.57	0.165	2.35E-25	Ccr7_DC	Map4k4
Actb	1.91E-29	0.901856	1	0.992	3.35E-25	Ccr7_DC	Actb
B2m1	3.78E-26	0.807763	1	0.956	6.63E-22	Ccr7_DC	B2m
Tmem176b	8.58E-26	0.889562	0.86	0.402	1.51E-21	Ccr7_DC	Tmem176b
Idi1	1.22E-25	1.056326	0.527	0.157	2.14E-21	Ccr7_DC	Idi1
Ifi302	1.70E-25	0.883547	0.882	0.467	2.99E-21	Ccr7_DC	Ifi30
Cflar	2.78E-25	0.770524	0.624	0.202	4.89E-21	Ccr7_DC	Cflar
Apobec31	2.04E-24	0.730169	0.71	0.273	3.57E-20	Ccr7_DC	Apobec3
Fnbp1	3.56E-24	0.749759	0.559	0.18	6.26E-20	Ccr7_DC	Fnbp1
Cd743	4.63E-24	0.818013	1	0.709	8.13E-20	Ccr7_DC	Cd74
Nfkbib	1.99E-23	0.739916	0.527	0.164	3.50E-19	Ccr7_DC	Nfkbib

Gm101163	2.46E-23	0.909727	0.871	0.466	4.32E-19	Ccr7_DC	Gm10116
H2-Eb13	3.01E-23	0.982091	0.882	0.47	5.29E-19	Ccr7_DC	H2-Eb1
Wnk12	3.96E-23	0.871042	0.785	0.39	6.96E-19	Ccr7_DC	Wnk1
Psmb91	7.99E-23	0.821424	0.699	0.29	1.40E-18	Ccr7_DC	Psmb9
Cd637	1.72E-22	0.927284	0.839	0.395	3.03E-18	Ccr7_DC	Cd63
H2afz2	8.07E-22	0.8334	0.978	0.807	1.42E-17	Ccr7_DC	H2afz
Rgs103	1.06E-21	0.792746	0.785	0.367	1.87E-17	Ccr7_DC	Rgs10
Efhd21	1.22E-21	0.80495	0.763	0.381	2.14E-17	Ccr7_DC	Efhd2
Ktn11	5.63E-21	0.744047	0.57	0.196	9.88E-17	Ccr7_DC	Ktn1
Epsti1	8.99E-21	1.400675	0.581	0.232	1.58E-16	Ccr7_DC	Epsti1
H2-Aa3	6.18E-20	0.852978	0.914	0.536	1.09E-15	Ccr7_DC	H2-Aa
Txndc17	1.32E-19	0.971593	0.817	0.472	2.31E-15	Ccr7_DC	Txndc17
Rala1	1.42E-19	0.716579	0.72	0.34	2.49E-15	Ccr7_DC	Rala
Uba52	1.63E-19	0.714455	0.968	0.783	2.86E-15	Ccr7_DC	Uba52
Sqstm1	4.68E-19	0.916792	0.71	0.321	8.21E-15	Ccr7_DC	Sqstm1
Fam32a1	1.44E-18	0.729671	0.774	0.418	2.53E-14	Ccr7_DC	Fam32a
Sub11	1.16E-17	0.764869	1	0.84	2.04E-13	Ccr7_DC	Sub1
Klf62	1.93E-17	1.074227	0.731	0.392	3.38E-13	Ccr7_DC	Klf6
Cstb3	3.72E-17	0.808761	0.817	0.523	6.53E-13	Ccr7_DC	Cstb
Csrp13	4.44E-17	0.739821	0.57	0.231	7.79E-13	Ccr7_DC	Csrp1
Calm11	1.08E-16	0.796259	0.989	0.891	1.90E-12	Ccr7_DC	Calm1
Ftl12	3.04E-16	0.718097	1	0.983	5.34E-12	Ccr7_DC	Ftl1
AW112010	7.06E-16	0.928207	0.624	0.299	1.24E-11	Ccr7_DC	AW112010
Cytip	1.24E-14	0.907106	0.796	0.493	2.17E-10	Ccr7_DC	Cytip
Tagln22	3.78E-14	0.829028	0.882	0.708	6.63E-10	Ccr7_DC	Tagln2
Gyg1	2.21E-09	0.714642	0.516	0.264	3.88E-05	Ccr7_DC	Gyg
Top2a1	0	1.985445	0.95	0.027	0	Proliferatin	Top2a
2810417H1	0	1.878537	0.883	0.026	0	Proliferatin	2810417H13Rik
Birc51	0	1.554084	0.95	0.021	0	Proliferatin	Birc5
Mki671	0	1.49018	0.917	0.024	0	Proliferatin	Mki67
Nusap11	0	1.329489	0.817	0.014	0	Proliferatin	Nusap1
Cenpf1	0	1.221651	0.817	0.019	0	Proliferatin	Cenpf
Cdca31	0	1.181622	0.9	0.024	0	Proliferatin	Cdca3
Ccna21	0	1.154775	0.833	0.014	0	Proliferatin	Ccna2
Cdk11	0	1.030403	0.75	0.016	0	Proliferatin	Cdk1
Cdca81	0	0.995619	0.833	0.02	0	Proliferatin	Cdca8
Aurkb1	0	0.933769	0.733	0.019	0	Proliferatin	Aurkb
Cenpe1	0	0.896971	0.667	0.014	0	Proliferatin	Cenpe
Tpx21	0	0.832027	0.683	0.014	0	Proliferatin	Tpx2
Kif111	0	0.810082	0.633	0.012	0	Proliferatin	Kif11
Spc251	0	0.749081	0.733	0.017	0	Proliferatin	Spc25
Casc5	0	0.714936	0.617	0.01	0	Proliferatin	Casc5
Spc241	1.65E-296	1.01795	0.8	0.024	2.90E-292	Proliferatin	Spc24
Ccnb21	5.08E-288	1.154346	0.783	0.024	8.92E-284	Proliferatin	Ccnb2
Ube2c1	2.46E-274	1.750734	0.9	0.035	4.32E-270	Proliferatin	Ube2c
Rrm21	3.26E-274	1.132935	0.7	0.02	5.72E-270	Proliferatin	Rrm2
Asf1b1	6.17E-242	0.866164	0.65	0.019	1.08E-237	Proliferatin	Asf1b

Xcr11	1.23E-239	0.991704	0.617	0.018	2.17E-235	Proliferatin Xcr1
Hist1h1b	4.63E-223	0.708872	0.533	0.014	8.12E-219	Proliferatin Hist1h1b
Prc11	8.65E-220	0.738069	0.583	0.017	1.52E-215	Proliferatin Prc1
Lockd1	2.48E-195	0.93052	0.75	0.032	4.36E-191	Proliferatin Lockd
Itgae1	1.71E-175	0.823495	0.6	0.023	3.00E-171	Proliferatin Itgae
Kif231	5.17E-173	0.809311	0.717	0.033	9.08E-169	Proliferatin Kif23
Cldn11	2.68E-158	0.788491	0.583	0.024	4.71E-154	Proliferatin Cldn1
Ifi2051	4.53E-156	0.870802	0.567	0.023	7.95E-152	Proliferatin Ifi205
Hepacam21	4.09E-152	0.796752	0.667	0.033	7.19E-148	Proliferatin Hepacam2
Cks1b1	1.37E-151	1.709803	0.983	0.083	2.40E-147	Proliferatin Cks1b
Smc21	5.29E-132	1.065935	0.8	0.056	9.29E-128	Proliferatin Smc2
Racgap11	2.21E-127	0.918155	0.767	0.052	3.87E-123	Proliferatin Racgap1
Cenpa1	1.13E-125	1.253268	0.8	0.059	1.99E-121	Proliferatin Cenpa
Cdkn2c	9.04E-121	0.702473	0.733	0.05	1.59E-116	Proliferatin Cdkn2c
Flt31	9.33E-120	0.713944	0.633	0.037	1.64E-115	Proliferatin Flt3
Hist1h2ap1	7.39E-119	3.064171	0.933	0.097	1.30E-114	Proliferatin Hist1h2ap
Qpct1	3.67E-114	0.922538	0.7	0.049	6.45E-110	Proliferatin Qpct
H2afx1	1.90E-109	1.74402	0.917	0.1	3.34E-105	Proliferatin H2afx
Gatm1	4.05E-109	0.832822	0.75	0.057	7.11E-105	Proliferatin Gatm
Ckb4	1.97E-94	1.650468	0.983	0.129	3.46E-90	Proliferatin Ckb
Ezh21	1.81E-83	0.854437	0.683	0.063	3.18E-79	Proliferatin Ezh2
Tnni21	2.09E-82	1.022469	0.717	0.071	3.67E-78	Proliferatin Tnni2
Wdfy41	5.33E-80	1.233753	0.917	0.126	9.36E-76	Proliferatin Wdfy4
Ccdc341	2.59E-78	0.930089	0.783	0.09	4.54E-74	Proliferatin Ccdc34
Amica12	1.54E-75	1.072675	0.817	0.099	2.70E-71	Proliferatin Amica1
Rab7b1	3.72E-75	0.86029	0.633	0.06	6.54E-71	Proliferatin Rab7b
Pak11	5.81E-75	0.877116	0.733	0.082	1.02E-70	Proliferatin Pak1
Arsb	1.98E-70	0.786989	0.733	0.083	3.47E-66	Proliferatin Arsb
Lmnb11	3.82E-69	0.802603	0.9	0.122	6.71E-65	Proliferatin Lmnb1
Olfm12	1.80E-68	0.948999	0.85	0.116	3.16E-64	Proliferatin Olfm1
Stmn11	1.07E-62	2.013256	1	0.257	1.88E-58	Proliferatin Stmn1
Aif12	3.12E-62	0.947625	0.883	0.131	5.47E-58	Proliferatin Aif1
Batf32	2.92E-61	0.812875	0.717	0.089	5.14E-57	Proliferatin Batf3
Mis18a	5.84E-58	0.760825	0.717	0.094	1.03E-53	Proliferatin Mis18a
Cks21	1.80E-55	1.192119	0.883	0.163	3.16E-51	Proliferatin Cks2
Mcm71	2.62E-55	0.717436	0.6	0.07	4.61E-51	Proliferatin Mcm7
Xlr1	2.47E-54	1.051149	0.533	0.061	4.33E-50	Proliferatin Xlr
Tubb6	1.87E-49	0.781609	0.683	0.1	3.28E-45	Proliferatin Tubb6
Smc41	4.28E-48	1.180466	0.917	0.215	7.51E-44	Proliferatin Smc4
Dctpp1	5.26E-48	0.991595	0.783	0.14	9.24E-44	Proliferatin Dctpp1
Cbfa2t33	7.14E-48	0.963007	0.917	0.185	1.25E-43	Proliferatin Cbfa2t3
Plbd14	3.68E-45	1.327264	0.983	0.276	6.46E-41	Proliferatin Plbd1
Ppm1m1	1.35E-44	0.765185	0.75	0.128	2.37E-40	Proliferatin Ppm1m
Tmpo1	8.17E-44	1.025641	1	0.265	1.43E-39	Proliferatin Tmpo
Hmgb23	9.64E-44	2.029774	1	0.507	1.69E-39	Proliferatin Hmgb2
Naga1	3.24E-43	0.799692	0.783	0.148	5.68E-39	Proliferatin Naga
Tubb52	1.06E-42	2.03914	0.983	0.504	1.86E-38	Proliferatin Tubb5

Hmgn21	2.25E-42	1.182751	0.983	0.291	3.96E-38	Proliferatin Hmgn2
H2-DMb13	2.61E-42	1.330703	0.983	0.327	4.58E-38	Proliferatin H2-DMb1
Pkib2	4.64E-41	0.863149	0.8	0.161	8.15E-37	Proliferatin Pkib
Ube2s1	9.47E-41	1.289111	0.983	0.353	1.66E-36	Proliferatin Ube2s
Cxcl163	1.44E-40	0.767262	0.767	0.145	2.53E-36	Proliferatin Cxcl16
Camk1d1	1.97E-40	0.82105	0.7	0.128	3.46E-36	Proliferatin Camk1d
Tuba1b2	2.45E-40	1.950838	0.983	0.486	4.31E-36	Proliferatin Tuba1b
Dut1	3.23E-40	0.852066	0.65	0.11	5.68E-36	Proliferatin Dut
Naaa3	8.44E-40	1.633159	0.933	0.301	1.48E-35	Proliferatin Naaa
Anp32e1	5.43E-39	1.018183	0.867	0.216	9.53E-35	Proliferatin Anp32e
Ptma2	5.59E-39	1.356143	1	0.944	9.82E-35	Proliferatin Ptma
Nucks11	1.92E-38	1.084477	0.95	0.296	3.37E-34	Proliferatin Nucks1
H2afv1	2.10E-38	1.346501	0.983	0.41	3.69E-34	Proliferatin H2afv
H2-Ab13	5.26E-38	1.949593	1	0.546	9.23E-34	Proliferatin H2-Ab1
H2-Eb14	2.04E-37	1.726729	1	0.471	3.59E-33	Proliferatin H2-Eb1
H2afz3	2.38E-37	1.520695	1	0.807	4.17E-33	Proliferatin H2afz
H2-Aa4	4.55E-37	1.789001	1	0.536	7.99E-33	Proliferatin H2-Aa
H2-DMa3	6.36E-36	1.324236	1	0.43	1.12E-31	Proliferatin H2-DMa
Cst36	5.93E-35	2.145475	1	0.825	1.04E-30	Proliferatin Cst3
Dek1	4.42E-33	1.193224	0.967	0.41	7.76E-29	Proliferatin Dek
Crip16	2.72E-32	1.387184	1	0.795	4.77E-28	Proliferatin Crip1
Psmb92	7.71E-32	0.996809	0.9	0.29	1.35E-27	Proliferatin Psmb9
Cd744	6.44E-31	1.539484	1	0.71	1.13E-26	Proliferatin Cd74
Ran1	6.60E-30	0.990844	1	0.533	1.16E-25	Proliferatin Ran
Anp32b1	1.29E-28	1.084422	0.983	0.515	2.26E-24	Proliferatin Anp32b
Tmsb4x1	2.13E-28	0.747527	1	1	3.73E-24	Proliferatin Tmsb4x
2700094K1	8.00E-28	0.844874	0.9	0.314	1.41E-23	Proliferatin 2700094K13Rik
Id22	6.98E-27	1.259937	0.95	0.45	1.22E-22	Proliferatin Id2
Lsm5	7.89E-27	0.707336	0.967	0.318	1.39E-22	Proliferatin Lsm5
Ywhah1	9.99E-27	0.883205	0.983	0.479	1.75E-22	Proliferatin Ywhah
Hmgb12	1.29E-26	1.099901	0.983	0.685	2.26E-22	Proliferatin Hmgb1
Cd24a3	2.59E-26	0.806475	0.9	0.289	4.55E-22	Proliferatin Cd24a
Gltp1	1.47E-25	0.792446	0.95	0.363	2.57E-21	Proliferatin Gltp
Itgb71	1.64E-25	0.714527	0.867	0.244	2.88E-21	Proliferatin Itgb7
H2afy1	4.76E-25	0.968244	0.967	0.518	8.36E-21	Proliferatin H2afy
Snrpd11	7.91E-25	0.701533	0.867	0.284	1.39E-20	Proliferatin Snrpd1
Ppia	1.45E-24	0.73491	1	0.94	2.55E-20	Proliferatin Ppia
Atox14	2.23E-24	0.914073	0.983	0.749	3.91E-20	Proliferatin Atox1
Hn11	2.50E-24	0.916247	0.95	0.453	4.40E-20	Proliferatin Hn1
Rgs104	3.65E-24	0.883354	0.917	0.368	6.41E-20	Proliferatin Rgs10
Irf82	4.65E-24	1.472979	0.733	0.283	8.16E-20	Proliferatin Irf8
Ppt11	6.63E-24	0.967269	0.867	0.322	1.16E-19	Proliferatin Ppt1
Sdf2l1	7.37E-24	0.761838	0.867	0.293	1.29E-19	Proliferatin Sdf2l1
Gdi2	8.58E-24	0.842347	0.983	0.592	1.51E-19	Proliferatin Gdi2
Efhd22	1.05E-22	0.766154	0.95	0.381	1.84E-18	Proliferatin Efhd2
Sh3bgrl3	5.21E-22	0.706689	1	0.866	9.15E-18	Proliferatin Sh3bgrl3
Ranbp11	1.42E-20	0.803954	0.95	0.406	2.50E-16	Proliferatin Ranbp1

Hnrnpa3	7.38E-20	0.76509	0.983	0.621	1.30E-15	Proliferatin	Hnrnpa3
Psmb82	7.52E-20	0.835582	0.967	0.569	1.32E-15	Proliferatin	Psmb8
Nap1l11	9.13E-19	0.751325	0.983	0.505	1.60E-14	Proliferatin	Nap1l1
Ptms3	1.69E-18	0.76674	0.9	0.399	2.96E-14	Proliferatin	Ptms
Gm2a3	1.77E-18	0.758917	0.967	0.461	3.11E-14	Proliferatin	Gm2a
Tmsb101	2.07E-17	0.731565	1	0.862	3.64E-13	Proliferatin	Tmsb10
Vim3	4.33E-16	0.785362	1	0.671	7.60E-12	Proliferatin	Vim
Cd79a	0	2.978026	0.986	0.067	0	B_cells	Cd79a
Ebf1	0	2.632787	0.946	0.058	0	B_cells	Ebf1
Ly6d1	0	2.601194	0.917	0.069	0	B_cells	Ly6d
Cd79b	0	2.588478	0.958	0.1	0	B_cells	Cd79b
Ms4a1	0	2.191575	0.8	0.036	0	B_cells	Ms4a1
Fcmr	0	2.098099	0.74	0.034	0	B_cells	Fcmr
H2-DMb21	0	1.895218	0.775	0.085	0	B_cells	H2-DMb2
Gm43603	0	1.800054	0.664	0.035	0	B_cells	Gm43603
Mzb1	0	1.671185	0.595	0.028	0	B_cells	Mzb1
Mef2c2	0	1.639219	0.761	0.208	0	B_cells	Mef2c
Bank1	0	1.636876	0.587	0.034	0	B_cells	Bank1
Ltb	0	1.563178	0.823	0.209	0	B_cells	Ltb
Cd37	0	1.550789	0.778	0.214	0	B_cells	Cd37
H2-Ob	0	1.543127	0.592	0.062	0	B_cells	H2-Ob
Cd745	0	1.475128	1	0.684	0	B_cells	Cd74
Siglecg	0	1.427312	0.516	0.037	0	B_cells	Siglecg
Ptprcap	0	1.333184	0.774	0.168	0	B_cells	Ptprcap
Ralgps2	0	1.325201	0.504	0.05	0	B_cells	Ralgps2
Gimap11	0	1.218242	0.631	0.143	0	B_cells	Gimap1
H2-Ab14	0	1.209803	0.983	0.507	0	B_cells	H2-Ab1
Gimap61	0	1.192463	0.603	0.136	0	B_cells	Gimap6
H2-Aa5	0	1.17215	0.98	0.497	0	B_cells	H2-Aa
H2-Eb15	0	1.147631	0.975	0.426	0	B_cells	H2-Eb1
Rps27	0	0.930339	1	0.998	0	B_cells	Rps27
Rpl12	0	0.779217	0.997	0.917	0	B_cells	Rpl12
Rpl13a	0	0.750142	1	0.981	0	B_cells	Rpl13a
Rpl18a	0	0.723498	1	0.984	0	B_cells	Rpl18a
Rps24	0	0.718864	1	0.974	0	B_cells	Rps24
Rps20	0	0.714266	0.998	0.953	0	B_cells	Rps20
Ly6e2	4.53E-289	0.727323	0.983	0.843	7.96E-285	B_cells	Ly6e
Shisa5	1.23E-288	0.980508	0.869	0.653	2.16E-284	B_cells	Shisa5
Rps27rt	4.99E-282	1.016175	0.901	0.712	8.76E-278	B_cells	Rps27rt
Foxp11	1.01E-278	1.092878	0.757	0.462	1.78E-274	B_cells	Foxp1
Btg12	7.31E-275	0.801036	0.955	0.841	1.28E-270	B_cells	Btg1
Apobec32	3.62E-250	1.059934	0.586	0.246	6.35E-246	B_cells	Apobec3
4930523C0	9.59E-231	1.085531	0.596	0.275	1.68E-226	B_cells	4930523C07Rik
Limd21	1.11E-165	0.78789	0.715	0.484	1.95E-161	B_cells	Limd2
Pou2f21	1.65E-160	0.822688	0.502	0.217	2.90E-156	B_cells	Pou2f2
Tsc22d3	1.90E-158	0.8864	0.708	0.516	3.34E-154	B_cells	Tsc22d3
Smim141	8.98E-155	0.86209	0.645	0.457	1.58E-150	B_cells	Smim14

Hmha11	1.01E-137	0.744252	0.668	0.455	1.78E-133	B_cells	Hmha1
Crlf3	1.41E-126	0.821109	0.515	0.289	2.47E-122	B_cells	Crlf3
Pold4	3.47E-109	0.83286	0.512	0.318	6.10E-105	B_cells	Pold4
Arhgef1	7.24E-98	0.719537	0.533	0.35	1.27E-93	B_cells	Arhgef1
Gzma	0	4.105639	0.977	0.053	0	NK_cells	Gzma
Ccl51	0	3.828504	0.996	0.137	0	NK_cells	Ccl5
Nkg7	0	3.30338	1	0.08	0	NK_cells	Nkg7
AW112010	0	2.827561	0.994	0.277	0	NK_cells	AW112010
Klre1	0	2.38602	0.877	0.019	0	NK_cells	Klre1
Klrk1	0	2.352561	0.894	0.034	0	NK_cells	Klrk1
Gzmb	0	2.275829	0.683	0.015	0	NK_cells	Gzmb
Klra4	0	2.264914	0.536	0.006	0	NK_cells	Klra4
Klra8	0	2.18915	0.536	0.009	0	NK_cells	Klra8
Klrd11	0	2.169926	0.841	0.072	0	NK_cells	Klrd1
Klrb1c	0	1.943318	0.746	0.012	0	NK_cells	Klrb1c
Ncr1	0	1.931141	0.72	0.01	0	NK_cells	Ncr1
Ctsw	0	1.654191	0.661	0.041	0	NK_cells	Ctsw
Txk	0	1.526308	0.677	0.062	0	NK_cells	Txk
Ms4a4b	0	1.498145	0.726	0.12	0	NK_cells	Ms4a4b
Ptprcap1	0	1.476536	0.867	0.197	0	NK_cells	Ptprcap
Il2rb	0	1.447218	0.54	0.026	0	NK_cells	Il2rb
Gimap4	0	1.411045	0.687	0.123	0	NK_cells	Gimap4
Lck	0	1.335165	0.585	0.084	0	NK_cells	Lck
Lgals13	5.73E-239	1.688749	0.953	0.479	1.01E-234	NK_cells	Lgals1
Sep-01	2.07E-227	1.191522	0.599	0.125	3.64E-223	NK_cells	Sep-01
Gimap12	3.81E-208	1.089676	0.683	0.167	6.69E-204	NK_cells	Gimap1
Hcst2	7.86E-207	1.288231	0.796	0.279	1.38E-202	NK_cells	Hcst
H2-Q72	2.65E-202	1.259059	0.706	0.204	4.66E-198	NK_cells	H2-Q7
Id23	6.45E-188	1.403672	0.879	0.437	1.13E-183	NK_cells	Id2
Pfn1	7.62E-178	0.853189	1	0.96	1.34E-173	NK_cells	Pfn1
Ccnd21	3.18E-177	1.310651	0.785	0.307	5.59E-173	NK_cells	Ccnd2
H2-K1	9.68E-169	0.977675	0.984	0.889	1.70E-164	NK_cells	H2-K1
H2afz4	1.29E-159	0.971923	0.978	0.802	2.26E-155	NK_cells	H2afz
Bcl2	3.41E-159	1.085139	0.54	0.135	5.99E-155	NK_cells	Bcl2
Rac21	2.60E-144	0.918295	0.939	0.577	4.56E-140	NK_cells	Rac2
Gimap62	1.12E-136	0.907443	0.571	0.162	1.97E-132	NK_cells	Gimap6
Irf83	1.24E-113	1.109193	0.644	0.273	2.18E-109	NK_cells	Irf8
S100a103	3.69E-105	0.789563	0.93	0.69	6.48E-101	NK_cells	S100a10
Cd521	5.08E-101	0.704348	0.99	0.733	8.93E-97	NK_cells	Cd52
Fcer1g3	1.93E-100	0.732362	0.984	0.597	3.40E-96	NK_cells	Fcer1g
Ptpn181	1.83E-99	0.806255	0.873	0.555	3.21E-95	NK_cells	Ptpn18
Selplg2	1.14E-90	0.830702	0.779	0.453	2.00E-86	NK_cells	Selplg
Ptprc1	1.35E-82	0.728194	0.847	0.589	2.37E-78	NK_cells	Ptprc
Jak1	1.50E-82	0.955903	0.654	0.382	2.63E-78	NK_cells	Jak1
Itga4	6.89E-77	0.938788	0.534	0.242	1.21E-72	NK_cells	Itga4
Pdcd4	3.59E-76	0.820259	0.534	0.236	6.30E-72	NK_cells	Pdcd4
Bin2	1.21E-73	0.805161	0.611	0.315	2.12E-69	NK_cells	Bin2

Itgb22	1.27E-73	0.810367	0.703	0.413	2.23E-69	NK_cells	Itgb2
Sell2	1.11E-64	0.72503	0.568	0.267	1.94E-60	NK_cells	Sell
Efhd23	1.13E-59	0.771488	0.609	0.376	1.98E-55	NK_cells	Efhd2
Pycard1	1.44E-48	0.729803	0.573	0.351	2.53E-44	NK_cells	Pycard
Cxcr6	0	1.932464	0.725	0.016	0	ILC	Cxcr6
Gata3	4.04E-255	1.603058	0.544	0.031	7.09E-251	ILC	Gata3
Il7r	5.90E-227	2.026631	0.839	0.092	1.04E-222	ILC	Il7r
Thy11	9.59E-147	1.667478	0.631	0.075	1.68E-142	ILC	Thy1
Cd3g	8.40E-108	1.688721	0.611	0.094	1.48E-103	ILC	Cd3g
Lat	2.52E-105	1.225364	0.597	0.089	4.42E-101	ILC	Lat
Ltb1	1.35E-92	1.498711	0.899	0.255	2.37E-88	ILC	Ltb
Skap1	1.37E-92	1.127911	0.503	0.071	2.41E-88	ILC	Skap1
Ptprcap2	6.51E-81	1.172393	0.832	0.214	1.14E-76	ILC	Ptprcap
Rora	3.66E-78	1.26272	0.537	0.103	6.43E-74	ILC	Rora
Maf2	1.80E-74	1.278071	0.523	0.096	3.17E-70	ILC	Maf
Id24	1.77E-70	1.445458	0.926	0.447	3.10E-66	ILC	Id2
Ctla2a2	7.81E-55	0.911947	0.503	0.107	1.37E-50	ILC	Ctla2a
S100a42	2.04E-50	1.026253	0.879	0.326	3.58E-46	ILC	S100a4
S100a104	6.06E-47	1.100212	0.96	0.696	1.06E-42	ILC	S100a10
Ramp1	9.65E-47	1.251562	0.805	0.441	1.69E-42	ILC	Ramp1
Cd821	7.43E-45	1.086644	0.611	0.214	1.30E-40	ILC	Cd82
Ccnd22	1.52E-43	1.099691	0.745	0.318	2.66E-39	ILC	Ccnd2
Gimap13	2.73E-39	0.807442	0.591	0.181	4.79E-35	ILC	Gimap1
Tmem176a	1.77E-37	1.033379	0.711	0.327	3.11E-33	ILC	Tmem176a
Tmem176b	1.09E-36	1.01126	0.772	0.401	1.91E-32	ILC	Tmem176b
Itgb72	4.24E-32	0.981217	0.591	0.244	7.44E-28	ILC	Itgb7
Hcst3	2.49E-31	0.929878	0.651	0.293	4.37E-27	ILC	Hcst
Gm10073	3.64E-30	0.72149	0.987	0.845	6.40E-26	ILC	Gm10073
Lgals14	2.28E-26	1.064317	0.772	0.492	4.00E-22	ILC	Lgals1
Uba521	5.35E-26	0.866219	0.919	0.783	9.40E-22	ILC	Uba52
Capg1	2.37E-20	0.859089	0.644	0.389	4.16E-16	ILC	Capg
Ppp1cc	2.80E-19	1.006763	0.604	0.404	4.91E-15	ILC	Ppp1cc
Pdcd41	8.38E-19	0.733386	0.503	0.243	1.47E-14	ILC	Pdcd4
Sptssa1	2.32E-17	0.836387	0.557	0.353	4.07E-13	ILC	Sptssa
Lmo42	1.05E-12	0.816792	0.617	0.481	1.85E-08	ILC	Lmo4
Ncor1	1.25E-11	0.710685	0.544	0.407	2.20E-07	ILC	Ncor1
Cd3d	0	2.075202	0.858	0.035	0	T_cells	Cd3d
Cd3g1	0	1.935623	0.839	0.033	0	T_cells	Cd3g
Ms4a4b1	0	1.685368	0.785	0.083	0	T_cells	Ms4a4b
Il7r1	0	1.451286	0.618	0.053	0	T_cells	Il7r
Lat1	0	1.4165	0.606	0.049	0	T_cells	Lat
Thy12	0	1.407801	0.59	0.035	0	T_cells	Thy1
Lck1	0	1.341063	0.616	0.055	0	T_cells	Lck
Rpl121	0	1.332891	0.998	0.917	0	T_cells	Rpl12
Skap11	0	1.166138	0.517	0.036	0	T_cells	Skap1
H2-Q73	0	1.156809	0.693	0.179	0	T_cells	H2-Q7
Gimap3	0	1.146254	0.512	0.072	0	T_cells	Gimap3

Bcl21	0	1.128553	0.532	0.115	0	T_cells	Bcl2
Ltb2	0	1.125303	0.802	0.213	0	T_cells	Ltb
Rps15a	0	1.053051	0.998	0.969	0	T_cells	Rps15a
Hcst4	0	1.046776	0.71	0.26	0	T_cells	Hcst
Ccr71	0	1.021786	0.505	0.074	0	T_cells	Ccr7
Ms4a6b1	0	1.01935	0.701	0.232	0	T_cells	Ms4a6b
Rps241	0	1.01058	0.999	0.974	0	T_cells	Rps24
Rpl13a1	0	1.004006	0.998	0.981	0	T_cells	Rpl13a
Sep-11	0	1.001346	0.542	0.106	0	T_cells	Sep-01
Gimap41	0	0.991908	0.527	0.108	0	T_cells	Gimap4
Rps18	0	0.99055	0.998	0.954	0	T_cells	Rps18
Rps7	0	0.985993	0.998	0.957	0	T_cells	Rps7
Ptprcap3	0	0.981101	0.708	0.177	0	T_cells	Ptprcap
Ets11	0	0.949944	0.567	0.145	0	T_cells	Ets1
Rps271	0	0.942361	0.999	0.998	0	T_cells	Rps27
Rps16	0	0.939263	0.999	0.988	0	T_cells	Rps16
Rplp1	0	0.924809	0.998	0.981	0	T_cells	Rplp1
Rplp0	0	0.922182	0.998	0.961	0	T_cells	Rplp0
Rpsa	0	0.903513	0.998	0.94	0	T_cells	Rpsa
Rpl22l1	0	0.897416	0.947	0.815	0	T_cells	Rpl22l1
Rps201	0	0.896184	0.998	0.953	0	T_cells	Rps20
Rpl17	0	0.888136	0.999	0.981	0	T_cells	Rpl17
Rpl5	0	0.882214	0.994	0.903	0	T_cells	Rpl5
Rpl3	0	0.869769	0.997	0.917	0	T_cells	Rpl3
Rps3	0	0.868348	0.999	0.966	0	T_cells	Rps3
Rps6	0	0.867709	0.998	0.962	0	T_cells	Rps6
Rps13	0	0.863165	0.999	0.97	0	T_cells	Rps13
Rpl36a	0	0.861975	0.997	0.937	0	T_cells	Rpl36a
Tmsb102	0	0.852678	0.998	0.85	0	T_cells	Tmsb10
Rpl13	0	0.845702	0.999	0.97	0	T_cells	Rpl13
Rplp2	0	0.840019	0.999	0.979	0	T_cells	Rplp2
Rps23	0	0.824734	0.998	0.984	0	T_cells	Rps23
Rps4x	0	0.819148	0.999	0.962	0	T_cells	Rps4x
Rpl19	0	0.815663	0.999	0.968	0	T_cells	Rpl19
Rps10	0	0.808286	0.998	0.971	0	T_cells	Rps10
Eef1b21	0	0.803762	0.958	0.834	0	T_cells	Eef1b2
Rpl8	0	0.80201	0.999	0.961	0	T_cells	Rpl8
Rps15	0	0.795718	0.999	0.967	0	T_cells	Rps15
Rpl39	0	0.790775	0.998	0.983	0	T_cells	Rpl39
Rpl4	0	0.782492	0.994	0.927	0	T_cells	Rpl4
Rpl30	0	0.78234	0.998	0.965	0	T_cells	Rpl30
Rps5	0	0.77663	0.998	0.959	0	T_cells	Rps5
Rps21	0	0.773984	0.998	0.974	0	T_cells	Rps21
Rpl18a1	0	0.77396	0.998	0.985	0	T_cells	Rpl18a
Rpl23	0	0.762617	0.998	0.984	0	T_cells	Rpl23
Rpl18	0	0.761388	0.998	0.953	0	T_cells	Rpl18
Rpl9	0	0.760349	0.998	0.974	0	T_cells	Rpl9

Rps3a1	0	0.754826	0.998	0.967	0	T_cells	Rps3a1
Rpl14	0	0.751067	0.999	0.948	0	T_cells	Rpl14
Rpl32	0	0.750641	0.999	0.969	0	T_cells	Rpl32
Rpl10a	0	0.74938	0.994	0.921	0	T_cells	Rpl10a
Rps2	0	0.745209	0.99	0.934	0	T_cells	Rps2
Rpl23a	0	0.734106	0.998	0.971	0	T_cells	Rpl23a
Rpl36	0	0.727905	0.998	0.955	0	T_cells	Rpl36
Rps19	0	0.7275	0.999	0.972	0	T_cells	Rps19
Rps14	0	0.727022	1	0.984	0	T_cells	Rps14
Rps29	0	0.712424	1	0.997	0	T_cells	Rps29
Rpl11	0	0.707142	0.998	0.959	0	T_cells	Rpl11
Rpl35	0	0.706593	0.996	0.943	0	T_cells	Rpl35
Eef1g	3.32E-291	0.812895	0.93	0.78	5.83E-287	T_cells	Eef1g
Saraf	5.98E-289	1.068024	0.709	0.343	1.05E-284	T_cells	Saraf
Npm1	5.02E-271	0.805196	0.929	0.778	8.82E-267	T_cells	Npm1
Gimap14	8.38E-255	0.755502	0.548	0.153	1.47E-250	T_cells	Gimap1
Gimap63	1.04E-249	0.791998	0.525	0.145	1.83E-245	T_cells	Gimap6
Shisa51	2.52E-221	0.761932	0.885	0.652	4.43E-217	T_cells	Shisa5
Limd22	2.80E-219	0.84268	0.786	0.479	4.91E-215	T_cells	Limd2
Rpl15	6.24E-216	0.748711	0.934	0.817	1.10E-211	T_cells	Rpl15
Gm100731	1.73E-215	0.920636	0.949	0.837	3.04E-211	T_cells	Gm10073
Ptpn182	7.74E-201	0.705433	0.864	0.54	1.36E-196	T_cells	Ptpn18
Pdcd42	2.99E-165	0.776193	0.522	0.221	5.25E-161	T_cells	Pdcd4
Rps27rt1	8.10E-163	0.810894	0.853	0.717	1.42E-158	T_cells	Rps27rt
Ccnd23	3.40E-154	0.701402	0.619	0.296	5.97E-150	T_cells	Ccnd2
Gm9493	1.23E-147	0.762961	0.694	0.485	2.17E-143	T_cells	Gm9493
Crlf31	7.72E-147	0.718556	0.57	0.285	1.36E-142	T_cells	Crlf3
Peli1	4.43E-123	0.755065	0.537	0.304	7.78E-119	T_cells	Peli1
Uba522	1.91E-117	0.863144	0.904	0.774	3.36E-113	T_cells	Uba52
Klrg1	0	1.756864	0.697	0.016	0	Tregs	Klrg1
Tnfrsf4	0	1.447408	0.514	0.01	0	Tregs	Tnfrsf4
Icos	5.46E-290	1.434828	0.532	0.019	9.59E-286	Tregs	Icos
Ikzf2	6.91E-220	2.196519	0.697	0.047	1.21E-215	Tregs	Ikzf2
Gata31	2.14E-213	1.321314	0.587	0.032	3.76E-209	Tregs	Gata3
Tnfrsf18	7.48E-186	1.643984	0.633	0.045	1.31E-181	Tregs	Tnfrsf18
Cd3g2	1.34E-136	1.549172	0.798	0.094	2.36E-132	Tregs	Cd3g
Cd3e	6.73E-106	0.913641	0.541	0.053	1.18E-101	Tregs	Cd3e
Cd3d1	2.58E-104	1.299631	0.734	0.098	4.54E-100	Tregs	Cd3d
Lck2	3.81E-90	1.059294	0.688	0.097	6.70E-86	Tregs	Lck
Lat3	8.34E-86	1.11464	0.633	0.09	1.46E-81	Tregs	Lat
Ptprcap4	6.19E-79	1.304438	0.936	0.215	1.09E-74	Tregs	Ptprcap
Maf3	8.34E-79	1.228994	0.624	0.097	1.46E-74	Tregs	Maf
Thy13	6.24E-74	1.040875	0.55	0.077	1.10E-69	Tregs	Thy1
Skap12	1.55E-71	0.858459	0.532	0.072	2.73E-67	Tregs	Skap1
AW112010	1.32E-68	1.56707	0.927	0.296	2.32E-64	Tregs	AW112010
Rhoh	1.01E-64	1.087265	0.725	0.15	1.77E-60	Tregs	Rhoh
Ptpn7	5.48E-61	0.786442	0.505	0.077	9.62E-57	Tregs	Ptpn7

Ets12	1.94E-53	0.886515	0.752	0.175	3.40E-49	Tregs	Ets1
Cd21	3.35E-52	0.996495	0.761	0.193	5.89E-48	Tregs	Cd2
Lgals15	4.46E-52	1.580378	0.963	0.491	7.84E-48	Tregs	Lgals1
Sep-12	1.67E-50	0.839765	0.642	0.138	2.94E-46	Tregs	Sep-01
Gimap31	2.61E-49	0.724605	0.56	0.105	4.59E-45	Tregs	Gimap3
H2-Q74	5.72E-49	1.124001	0.761	0.217	1.00E-44	Tregs	H2-Q7
H2afz5	4.65E-46	1.497353	1	0.806	8.16E-42	Tregs	H2afz
Gimap15	3.18E-45	0.855769	0.725	0.181	5.58E-41	Tregs	Gimap1
Itgb73	4.44E-42	1.044634	0.761	0.243	7.79E-38	Tregs	Itgb7
Lmnb12	5.28E-39	0.796219	0.523	0.122	9.27E-35	Tregs	Lmnb1
S100a105	1.83E-36	1.173754	0.945	0.697	3.22E-32	Tregs	S100a10
Ppia1	1.90E-34	0.791435	1	0.94	3.34E-30	Tregs	Ppia
Pfn11	1.97E-34	0.775597	1	0.961	3.46E-30	Tregs	Pfn1
Spn	6.25E-34	0.713599	0.532	0.135	1.10E-29	Tregs	Spn
Hmgb13	4.86E-33	1.009277	0.936	0.684	8.53E-29	Tregs	Hmgb1
Gimap42	1.10E-31	0.768968	0.541	0.139	1.93E-27	Tregs	Gimap4
Id25	2.46E-31	1.026855	0.872	0.449	4.33E-27	Tregs	Id2
Rac22	1.39E-30	0.799499	0.954	0.586	2.44E-26	Tregs	Rac2
H2-K11	3.13E-30	0.829053	1	0.891	5.50E-26	Tregs	H2-K1
Cd522	3.57E-28	0.843185	1	0.739	6.26E-24	Tregs	Cd52
Leprotl1	1.95E-27	0.820021	0.679	0.272	3.42E-23	Tregs	Leprotl1
Smc42	1.43E-26	0.961959	0.587	0.215	2.50E-22	Tregs	Smc4
Ran2	2.05E-26	1.063904	0.798	0.533	3.60E-22	Tregs	Ran
Ltb3	2.35E-25	0.884019	0.697	0.258	4.12E-21	Tregs	Ltb
Ptma3	3.05E-25	0.863217	1	0.944	5.36E-21	Tregs	Ptma
S100a43	1.28E-24	0.783318	0.826	0.328	2.25E-20	Tregs	S100a4
Anp32b2	4.65E-24	0.924705	0.807	0.515	8.16E-20	Tregs	Anp32b
Cmtm71	2.09E-22	0.751304	0.734	0.341	3.67E-18	Tregs	Cmtm7
Anp32a	4.80E-22	0.756119	0.844	0.55	8.43E-18	Tregs	Anp32a
Ccnd24	8.38E-22	0.778319	0.743	0.32	1.47E-17	Tregs	Ccnd2
Ube2s2	9.13E-20	0.977564	0.633	0.354	1.60E-15	Tregs	Ube2s
Hn12	3.70E-19	0.751056	0.761	0.453	6.50E-15	Tregs	Hn1
Ldha	1.14E-18	0.742341	0.826	0.622	2.00E-14	Tregs	Ldha
Tubb53	3.14E-18	1.159039	0.734	0.504	5.52E-14	Tregs	Tubb5
Hmgb24	1.49E-17	1.803453	0.706	0.508	2.61E-13	Tregs	Hmgb2
Samsn13	5.38E-17	0.714308	0.596	0.269	9.45E-13	Tregs	Samsn1
H2afv2	6.21E-17	0.847946	0.679	0.411	1.09E-12	Tregs	H2afv
Capg2	5.94E-15	0.86601	0.688	0.389	1.04E-10	Tregs	Capg
Dek2	1.67E-14	0.721711	0.661	0.411	2.94E-10	Tregs	Dek
Hmgn22	9.56E-12	0.846191	0.505	0.292	1.68E-07	Tregs	Hmgn2
Tuba1b3	8.83E-06	1.096184	0.541	0.487	0.155089	Tregs	Tuba1b

	p_val	avg_logFC	pct.1	pct.2	p_val_adj	cluster	gene
Ear1	1.57E-170	1.30316	0.895	0.338	2.76E-166	AM1	Ear1
Abcg1	1.25E-142	0.890637	0.979	0.61	2.19E-138	AM1	Abcg1
Ear2	7.98E-137	0.938778	0.993	0.632	1.40E-132	AM1	Ear2
Fabp1	2.66E-136	1.316311	0.758	0.241	4.66E-132	AM1	Fabp1
Lmo4	1.04E-112	0.798989	0.921	0.569	1.82E-108	AM1	Lmo4
Il18	1.65E-107	0.76224	0.876	0.44	2.90E-103	AM1	Il18
Krt19	3.93E-105	0.869586	0.785	0.327	6.91E-101	AM1	Krt19
Lsp1	9.92E-97	0.645872	0.934	0.657	1.74E-92	AM1	Lsp1
Anxa2	5.22E-94	0.618383	0.975	0.725	9.16E-90	AM1	Anxa2
Tcf7l2	3.50E-93	0.70306	0.882	0.528	6.15E-89	AM1	Tcf7l2
S100a11	3.36E-92	0.69498	0.976	0.795	5.89E-88	AM1	S100a11
Cidec	1.15E-91	0.827466	0.606	0.197	2.02E-87	AM1	Cidec
Cd164	1.43E-90	0.664027	0.919	0.599	2.52E-86	AM1	Cd164
Adipor2	6.83E-90	0.703897	0.83	0.474	1.20E-85	AM1	Adipor2
Cd9	1.44E-87	0.597874	1	0.79	2.53E-83	AM1	Cd9
Reep5	1.59E-86	0.587679	0.952	0.79	2.79E-82	AM1	Reep5
Tnfaip2	1.82E-85	0.6236	0.943	0.589	3.19E-81	AM1	Tnfaip2
Msrb1	4.16E-83	0.574745	0.971	0.694	7.31E-79	AM1	Msrb1
Mcemp1	3.84E-80	0.644859	0.846	0.445	6.75E-76	AM1	Mcemp1
Cdc42ep3	1.71E-78	0.716848	0.725	0.353	3.00E-74	AM1	Cdc42ep3
Ltc4s	4.53E-77	0.643676	0.853	0.504	7.95E-73	AM1	Ltc4s
Acaa1b	1.57E-76	0.770946	0.497	0.134	2.76E-72	AM1	Acaa1b
Plet1	1.71E-76	0.567965	0.953	0.498	3.00E-72	AM1	Plet1
Cd47	4.31E-75	0.520628	0.949	0.76	7.57E-71	AM1	Cd47
Lpl	1.13E-73	0.508275	0.983	0.697	1.99E-69	AM1	Lpl
Krt79	2.18E-67	0.740416	0.661	0.304	3.84E-63	AM1	Krt79
Cpne5	3.20E-66	0.644078	0.454	0.133	5.61E-62	AM1	Cpne5
Fam129a	1.08E-64	0.628203	0.682	0.353	1.90E-60	AM1	Fam129a
Unc119	5.67E-64	0.595372	0.727	0.416	9.96E-60	AM1	Unc119
Nceh1	6.32E-64	0.567307	0.831	0.547	1.11E-59	AM1	Nceh1
Cd44	7.46E-62	0.473183	0.983	0.752	1.31E-57	AM1	Cd44
Gal	1.82E-61	0.699185	0.381	0.091	3.20E-57	AM1	Gal
Fpr1	3.88E-61	0.643632	0.562	0.232	6.81E-57	AM1	Fpr1
Taldo1	6.00E-59	0.489957	0.906	0.716	1.05E-54	AM1	Taldo1
Sort1	4.82E-58	0.600057	0.683	0.378	8.46E-54	AM1	Sort1
Cytip	1.21E-57	0.617138	0.743	0.432	2.13E-53	AM1	Cytip
Laptm5	8.93E-56	0.363407	0.987	0.952	1.57E-51	AM1	Laptm5
Net1	9.57E-56	0.609938	0.584	0.285	1.68E-51	AM1	Net1
Flna	3.45E-53	0.5224	0.841	0.618	6.06E-49	AM1	Flna
Axl	8.39E-53	0.485048	0.87	0.653	1.47E-48	AM1	Axl
S100a10	2.53E-52	0.519424	0.924	0.764	4.44E-48	AM1	S100a10
Aprt	1.19E-51	0.508255	0.858	0.633	2.10E-47	AM1	Aprt
Ramp1	1.39E-51	0.513108	0.803	0.563	2.43E-47	AM1	Ramp1
Pygl	1.63E-51	0.565662	0.584	0.294	2.86E-47	AM1	Pygl
Mgst1	2.18E-51	0.494231	0.84	0.564	3.83E-47	AM1	Mgst1
Fpr2	2.28E-50	0.580792	0.509	0.213	4.00E-46	AM1	Fpr2

Cd302	1.39E-49	0.499642	0.799	0.58	2.44E-45	AM1	Cd302
Iqgap1	8.72E-49	0.403397	0.957	0.836	1.53E-44	AM1	Iqgap1
Klhdc4	3.08E-48	0.476284	0.776	0.463	5.41E-44	AM1	Klhdc4
Vim	3.81E-48	0.364346	0.992	0.914	6.70E-44	AM1	Vim
Hebp1	5.83E-48	0.393779	0.914	0.643	1.02E-43	AM1	Hebp1
Dstn	1.46E-47	0.41877	0.947	0.802	2.56E-43	AM1	Dstn
Itgal	3.85E-47	0.565169	0.624	0.357	6.77E-43	AM1	Itgal
Cd2	7.33E-47	0.558189	0.62	0.347	1.29E-42	AM1	Cd2
Baz1a	7.78E-47	0.502644	0.755	0.51	1.37E-42	AM1	Baz1a
Actb	1.07E-46	0.298965	1	1	1.88E-42	AM1	Actb
Myl12b	3.06E-46	0.463026	0.814	0.626	5.38E-42	AM1	Myl12b
Rexo2	2.79E-45	0.478037	0.765	0.542	4.89E-41	AM1	Rexo2
Kazald1	5.54E-45	0.530305	0.377	0.126	9.73E-41	AM1	Kazald1
Serpinb1a	6.74E-45	0.590944	0.489	0.228	1.18E-40	AM1	Serpinb1a
Flt1	7.69E-45	0.53969	0.511	0.24	1.35E-40	AM1	Flt1
Kcnq1ot1	3.70E-43	0.557231	0.66	0.412	6.50E-39	AM1	Kcnq1ot1
Ccnd2	8.95E-43	0.492632	0.733	0.439	1.57E-38	AM1	Ccnd2
Alox5ap	2.51E-42	0.381681	0.912	0.798	4.40E-38	AM1	Alox5ap
Cdk2ap2	6.09E-42	0.422613	0.876	0.688	1.07E-37	AM1	Cdk2ap2
Tppp3	6.75E-42	0.615131	0.595	0.338	1.19E-37	AM1	Tppp3
Sep-09	2.85E-41	0.482043	0.723	0.481	5.00E-37	AM1	Sep-09
Mpc2	3.33E-41	0.472911	0.753	0.563	5.84E-37	AM1	Mpc2
Scp2	5.56E-41	0.422868	0.85	0.694	9.76E-37	AM1	Scp2
Tagln2	7.04E-41	0.407459	0.917	0.822	1.24E-36	AM1	Tagln2
Actn1	1.31E-39	0.505656	0.588	0.351	2.31E-35	AM1	Actn1
Slpi	2.03E-39	0.557279	0.724	0.453	3.56E-35	AM1	Slpi
Mpeg1	3.17E-39	0.365617	0.97	0.835	5.56E-35	AM1	Mpeg1
Fxyd5	1.68E-38	0.369762	0.943	0.806	2.94E-34	AM1	Fxyd5
Lpin1	2.88E-38	0.506236	0.618	0.384	5.06E-34	AM1	Lpin1
Plin2	3.42E-38	0.34113	0.909	0.688	6.01E-34	AM1	Plin2
Cebpb	7.74E-38	0.356659	0.901	0.63	1.36E-33	AM1	Cebpb
Serf2	8.01E-38	0.250377	0.995	0.974	1.41E-33	AM1	Serf2
Tmbim6	7.68E-37	0.349927	0.932	0.802	1.35E-32	AM1	Tmbim6
Perp	1.93E-36	0.475564	0.433	0.2	3.39E-32	AM1	Perp
Lrrfip1	3.04E-36	0.46518	0.671	0.462	5.34E-32	AM1	Lrrfip1
Bnip3l	8.06E-36	0.398119	0.824	0.633	1.42E-31	AM1	Bnip3l
Siglecf	9.54E-35	0.487991	0.444	0.22	1.68E-30	AM1	Siglecf
Rara	1.27E-34	0.469098	0.424	0.197	2.24E-30	AM1	Rara
Sirpa	2.42E-34	0.359568	0.903	0.77	4.25E-30	AM1	Sirpa
Furin	2.74E-34	0.443692	0.733	0.518	4.82E-30	AM1	Furin
Gngt2	3.71E-34	0.378362	0.852	0.648	6.52E-30	AM1	Gngt2
Aplp2	7.59E-34	0.382164	0.807	0.619	1.33E-29	AM1	Aplp2
AI504432	7.64E-34	0.500991	0.51	0.29	1.34E-29	AM1	AI504432
Sh2d1b1	3.66E-33	0.452076	0.534	0.327	6.42E-29	AM1	Sh2d1b1
Ndufa4	6.90E-33	0.401727	0.826	0.689	1.21E-28	AM1	Ndufa4
Prdx5	8.07E-33	0.356882	0.889	0.764	1.42E-28	AM1	Prdx5
App	1.15E-32	0.351715	0.896	0.769	2.02E-28	AM1	App

Dmxl2	1.83E-32	0.477905	0.548	0.333	3.22E-28	AM1	Dmxl2
Ucp2	1.84E-32	0.279788	0.99	0.95	3.24E-28	AM1	Ucp2
Pag1	3.12E-32	0.468301	0.508	0.29	5.49E-28	AM1	Pag1
Aldoa	3.54E-32	0.335932	0.917	0.76	6.21E-28	AM1	Aldoa
Adarb1	3.78E-32	0.44483	0.332	0.134	6.63E-28	AM1	Adarb1
Snx10	6.03E-32	0.433009	0.693	0.49	1.06E-27	AM1	Snx10
Phlda1	7.82E-32	0.497922	0.408	0.191	1.37E-27	AM1	Phlda1
Prkar2b	9.12E-32	0.472801	0.508	0.294	1.60E-27	AM1	Prkar2b
Klra2	1.08E-31	0.433042	0.404	0.19	1.90E-27	AM1	Klra2
Camk2d	1.53E-31	0.436549	0.664	0.453	2.69E-27	AM1	Camk2d
Pilra	4.58E-31	0.448288	0.525	0.296	8.05E-27	AM1	Pilra
Ms4a8a	9.39E-31	0.426323	0.592	0.365	1.65E-26	AM1	Ms4a8a
AU020206	9.91E-31	0.431331	0.658	0.463	1.74E-26	AM1	AU020206
Gda	1.36E-30	0.38549	0.756	0.521	2.39E-26	AM1	Gda
Mapk3	2.23E-30	0.388115	0.743	0.562	3.91E-26	AM1	Mapk3
Cib2	2.32E-30	0.43159	0.521	0.309	4.07E-26	AM1	Cib2
Ezr	2.70E-30	0.459076	0.647	0.458	4.74E-26	AM1	Ezr
Evl	5.61E-30	0.432271	0.605	0.408	9.85E-26	AM1	Evl
Ptpn12	6.28E-30	0.408762	0.636	0.427	1.10E-25	AM1	Ptpn12
Myl6	6.87E-30	0.310833	0.974	0.94	1.21E-25	AM1	Myl6
Calm1	2.16E-29	0.254183	0.986	0.941	3.80E-25	AM1	Calm1
Il17ra	4.96E-29	0.449964	0.486	0.291	8.71E-25	AM1	Il17ra
Etfb	7.15E-29	0.434533	0.612	0.427	1.26E-24	AM1	Etfb
Nrip1	7.53E-29	0.43952	0.518	0.301	1.32E-24	AM1	Nrip1
Lsr	1.06E-28	0.46206	0.403	0.202	1.87E-24	AM1	Lsr
Akr1b3	1.47E-28	0.40834	0.666	0.495	2.58E-24	AM1	Akr1b3
Coro1a	4.46E-28	0.266693	0.8	0.563	7.84E-24	AM1	Coro1a
Gpcpd1	4.76E-28	0.410659	0.61	0.406	8.36E-24	AM1	Gpcpd1
Gapdh	7.90E-28	0.301694	0.936	0.815	1.39E-23	AM1	Gapdh
Runx1	2.48E-27	0.393137	0.719	0.554	4.35E-23	AM1	Runx1
Shtn1	2.90E-27	0.424593	0.66	0.474	5.09E-23	AM1	Shtn1
C5ar1	5.19E-27	0.312548	0.62	0.377	9.11E-23	AM1	C5ar1
Capg	3.58E-26	0.338601	0.812	0.627	6.29E-22	AM1	Capg
Acot1	3.76E-26	0.386605	0.307	0.125	6.60E-22	AM1	Acot1
Lima1	3.78E-26	0.413722	0.491	0.298	6.63E-22	AM1	Lima1
Ech1	4.05E-26	0.400631	0.534	0.346	7.11E-22	AM1	Ech1
Tmem14c	5.12E-26	0.329361	0.814	0.665	8.99E-22	AM1	Tmem14c
Hsd17b4	7.69E-26	0.414266	0.503	0.317	1.35E-21	AM1	Hsd17b4
Nedd9	1.34E-25	0.410909	0.416	0.236	2.36E-21	AM1	Nedd9
Mycbp2	1.66E-25	0.4102	0.61	0.427	2.91E-21	AM1	Mycbp2
Akap13	1.96E-25	0.337357	0.842	0.73	3.44E-21	AM1	Akap13
Xbp1	2.21E-25	0.349773	0.756	0.598	3.87E-21	AM1	Xbp1
Il1rn	3.53E-25	0.401313	0.469	0.276	6.20E-21	AM1	Il1rn
Nabp1	5.60E-25	0.362346	0.621	0.416	9.83E-21	AM1	Nabp1
Angptl4	5.63E-25	0.41461	0.365	0.186	9.89E-21	AM1	Angptl4
Lmna	7.10E-25	0.354278	0.774	0.617	1.25E-20	AM1	Lmna
Snx1	1.30E-24	0.390847	0.57	0.403	2.29E-20	AM1	Snx1

Bzw2	1.33E-24	0.399769	0.403	0.219	2.34E-20	AM1	Bzw2
Kcnn3	1.38E-24	0.38553	0.346	0.171	2.42E-20	AM1	Kcnn3
Clic4	1.93E-24	0.374445	0.732	0.58	3.39E-20	AM1	Clic4
Blvra	3.82E-24	0.356076	0.571	0.385	6.70E-20	AM1	Blvra
Cyb5r3	4.06E-24	0.38635	0.61	0.442	7.14E-20	AM1	Cyb5r3
Fam69a	4.90E-24	0.403356	0.467	0.289	8.61E-20	AM1	Fam69a
Mgst3	6.59E-24	0.453331	0.495	0.31	1.16E-19	AM1	Mgst3
Pdlim1	7.05E-24	0.342908	0.568	0.382	1.24E-19	AM1	Pdlim1
Myl12a	1.19E-23	0.269607	0.872	0.778	2.09E-19	AM1	Myl12a
Ptp4a1	1.46E-23	0.33919	0.699	0.498	2.57E-19	AM1	Ptp4a1
Gsto1	1.63E-23	0.353794	0.632	0.454	2.86E-19	AM1	Gsto1
Gsap	4.15E-23	0.331881	0.55	0.357	7.28E-19	AM1	Gsap
Card11	5.16E-23	0.407165	0.377	0.206	9.06E-19	AM1	Card11
Myh9	5.70E-23	0.367822	0.727	0.573	1.00E-18	AM1	Myh9
Capn1	7.05E-23	0.417441	0.451	0.28	1.24E-18	AM1	Capn1
Ptms	7.22E-23	0.341743	0.801	0.666	1.27E-18	AM1	Ptms
Chp1	9.95E-23	0.351689	0.648	0.484	1.75E-18	AM1	Chp1
Nap1l1	1.91E-22	0.329286	0.75	0.626	3.35E-18	AM1	Nap1l1
Nav2	2.10E-22	0.366928	0.26	0.109	3.68E-18	AM1	Nav2
Stk17b	5.26E-22	0.326551	0.654	0.483	9.24E-18	AM1	Stk17b
Mrpl33	6.36E-22	0.324259	0.779	0.648	1.12E-17	AM1	Mrpl33
Cd300lf	2.47E-21	0.331651	0.559	0.368	4.34E-17	AM1	Cd300lf
Plscr1	9.16E-21	0.351546	0.323	0.162	1.61E-16	AM1	Plscr1
Cox5a	1.47E-20	0.278197	0.906	0.786	2.58E-16	AM1	Cox5a
Phgdh	4.51E-20	0.371362	0.376	0.213	7.93E-16	AM1	Phgdh
Ski	5.47E-20	0.323489	0.59	0.428	9.60E-16	AM1	Ski
Alox5	5.79E-20	0.34954	0.409	0.242	1.02E-15	AM1	Alox5
Vasp	9.24E-20	0.340358	0.622	0.469	1.62E-15	AM1	Vasp
Lrp1	1.04E-19	0.30792	0.808	0.668	1.82E-15	AM1	Lrp1
Bst1	1.57E-19	0.310089	0.64	0.45	2.75E-15	AM1	Bst1
Apbb1ip	2.17E-19	0.345427	0.669	0.528	3.81E-15	AM1	Apbb1ip
Dynll1	2.64E-19	0.251261	0.933	0.847	4.64E-15	AM1	Dynll1
Diaph1	3.89E-19	0.332502	0.638	0.479	6.83E-15	AM1	Diaph1
Fcor	5.16E-19	0.35488	0.393	0.233	9.05E-15	AM1	Fcor
Slc25a5	9.33E-19	0.265879	0.874	0.761	1.64E-14	AM1	Slc25a5
Lpcat3	1.17E-18	0.331973	0.344	0.191	2.05E-14	AM1	Lpcat3
Snrk	1.23E-18	0.350366	0.361	0.205	2.16E-14	AM1	Snrk
Ywhab	1.27E-18	0.290043	0.809	0.719	2.24E-14	AM1	Ywhab
Gnas	1.31E-18	0.291311	0.771	0.655	2.30E-14	AM1	Gnas
Atxn10	1.35E-18	0.354549	0.487	0.341	2.38E-14	AM1	Atxn10
Csf2rb	4.84E-18	0.303825	0.674	0.508	8.50E-14	AM1	Csf2rb
Rassf5	5.15E-18	0.352245	0.451	0.296	9.05E-14	AM1	Rassf5
Pitpna	1.30E-17	0.254014	0.774	0.69	2.29E-13	AM1	Pitpna
Bcl2a1a	1.33E-17	0.281135	0.684	0.519	2.33E-13	AM1	Bcl2a1a
F7	1.47E-17	0.28189	0.626	0.441	2.58E-13	AM1	F7
Tgfb1	2.17E-17	0.296685	0.666	0.549	3.81E-13	AM1	Tgfb1
Amz1	2.25E-17	0.344039	0.405	0.263	3.95E-13	AM1	Amz1

Atp13a3	2.91E-17	0.327506	0.497	0.351	5.11E-13	AM1	Atp13a3
Mylip	3.94E-17	0.307754	0.268	0.128	6.93E-13	AM1	Mylip
Dhrs7b	5.49E-17	0.330883	0.419	0.27	9.65E-13	AM1	Dhrs7b
Abracl	5.51E-17	0.258525	0.818	0.713	9.68E-13	AM1	Abracl
Pnpla8	5.57E-17	0.339744	0.495	0.35	9.78E-13	AM1	Pnpla8
Svil	7.42E-17	0.341312	0.394	0.249	1.30E-12	AM1	Svil
Fgr	9.01E-17	0.354867	0.463	0.327	1.58E-12	AM1	Fgr
Lamtor2	9.47E-17	0.266472	0.791	0.697	1.66E-12	AM1	Lamtor2
Olr1	1.59E-16	0.271749	0.587	0.417	2.79E-12	AM1	Olr1
Txnip	1.63E-16	0.255629	0.86	0.799	2.87E-12	AM1	Txnip
Klf13	3.10E-16	0.322876	0.547	0.416	5.44E-12	AM1	Klf13
Serp1	5.65E-16	0.280757	0.813	0.701	9.92E-12	AM1	Serp1
Cyb5a	6.54E-16	0.259135	0.784	0.656	1.15E-11	AM1	Cyb5a
Map1lc3b	1.14E-15	0.268141	0.765	0.664	2.01E-11	AM1	Map1lc3b
Colgalt1	1.23E-15	0.298816	0.7	0.57	2.17E-11	AM1	Colgalt1
Samsn1	2.01E-15	0.343291	0.45	0.325	3.52E-11	AM1	Samsn1
Gmds	2.20E-15	0.270478	0.279	0.145	3.86E-11	AM1	Gmds
Plgrkt	2.36E-15	0.314734	0.563	0.434	4.15E-11	AM1	Plgrkt
Pcyox1	2.51E-15	0.316263	0.434	0.285	4.41E-11	AM1	Pcyox1
AW112010	2.54E-15	0.328517	0.356	0.215	4.46E-11	AM1	AW112010
Nucb2	2.67E-15	0.301124	0.508	0.36	4.68E-11	AM1	Nucb2
Idh1	3.76E-15	0.267067	0.6	0.466	6.60E-11	AM1	Idh1
Rab32	5.63E-15	0.314864	0.454	0.322	9.89E-11	AM1	Rab32
Rassf4	5.77E-15	0.291335	0.674	0.556	1.01E-10	AM1	Rassf4
Pros1	7.14E-15	0.297926	0.475	0.338	1.25E-10	AM1	Pros1
Scarb2	8.15E-15	0.28788	0.636	0.516	1.43E-10	AM1	Scarb2
Atxn1	1.04E-14	0.333308	0.316	0.19	1.83E-10	AM1	Atxn1
Stk10	1.26E-14	0.312385	0.409	0.281	2.22E-10	AM1	Stk10
B4galnt1	1.64E-14	0.316812	0.498	0.374	2.88E-10	AM1	B4galnt1
Tmem238	2.08E-14	0.285107	0.256	0.135	3.66E-10	AM1	Tmem238
Tmem154	2.43E-14	0.309821	0.353	0.225	4.27E-10	AM1	Tmem154
Chic2	2.52E-14	0.298351	0.576	0.458	4.43E-10	AM1	Chic2
Sulf2	2.97E-14	0.2744	0.622	0.495	5.21E-10	AM1	Sulf2
Itpripl2	2.98E-14	0.28898	0.658	0.541	5.24E-10	AM1	Itpripl2
Abhd12	3.04E-14	0.260465	0.747	0.653	5.33E-10	AM1	Abhd12
Clec2d	3.40E-14	0.281567	0.54	0.402	5.98E-10	AM1	Clec2d
Nfix	3.75E-14	0.299904	0.33	0.198	6.58E-10	AM1	Nfix
Fry	3.81E-14	0.304061	0.263	0.145	6.70E-10	AM1	Fry
Hist1h2bc	4.38E-14	0.283737	0.61	0.478	7.70E-10	AM1	Hist1h2bc
Glipr2	4.73E-14	0.255288	0.271	0.145	8.30E-10	AM1	Glipr2
Adcy3	5.38E-14	0.341283	0.329	0.202	9.45E-10	AM1	Adcy3
Comt	7.15E-14	0.259962	0.688	0.596	1.26E-09	AM1	Comt
Hvcn1	8.53E-14	0.285978	0.527	0.401	1.50E-09	AM1	Hvcn1
Psen2	1.72E-13	0.308809	0.446	0.324	3.02E-09	AM1	Psen2
Sirpb1c	1.80E-13	0.286157	0.463	0.338	3.16E-09	AM1	Sirpb1c
Pla2g15	1.80E-13	0.307006	0.561	0.437	3.17E-09	AM1	Pla2g15
Dst	1.84E-13	0.302562	0.505	0.38	3.23E-09	AM1	Dst

Dock10	1.92E-13	0.283074	0.636	0.52	3.37E-09	AM1	Dock10
Hcfc1r1	2.30E-13	0.263201	0.573	0.461	4.03E-09	AM1	Hcfc1r1
Tmed5	2.30E-13	0.263615	0.636	0.522	4.03E-09	AM1	Tmed5
Lepr	2.98E-13	0.257614	0.261	0.145	5.23E-09	AM1	Lepr
Ptpn6	3.02E-13	0.260184	0.611	0.5	5.30E-09	AM1	Ptpn6
Klf4	3.32E-13	0.301767	0.507	0.374	5.82E-09	AM1	Klf4
Cpt1a	3.48E-13	0.289037	0.486	0.362	6.10E-09	AM1	Cpt1a
Ptbp3	6.05E-13	0.265201	0.74	0.651	1.06E-08	AM1	Ptbp3
Ccni	6.28E-13	0.294632	0.556	0.449	1.10E-08	AM1	Ccni
Slc15a3	6.28E-13	0.288723	0.592	0.495	1.10E-08	AM1	Slc15a3
Zfp36l2	9.99E-13	0.259214	0.759	0.697	1.75E-08	AM1	Zfp36l2
Frmd4a	1.22E-12	0.29345	0.45	0.329	2.13E-08	AM1	Frmd4a
Ptk2b	1.60E-12	0.259623	0.428	0.307	2.81E-08	AM1	Ptk2b
Tor1aip2	2.12E-12	0.284168	0.404	0.284	3.72E-08	AM1	Tor1aip2
Pqlc3	2.17E-12	0.285051	0.451	0.335	3.82E-08	AM1	Pqlc3
Glud1	2.28E-12	0.26222	0.658	0.56	4.00E-08	AM1	Glud1
Wdr89	2.82E-12	0.306311	0.645	0.568	4.96E-08	AM1	Wdr89
Elovl5	3.41E-12	0.261052	0.345	0.225	5.99E-08	AM1	Elovl5
Hmgn2	4.84E-12	0.271112	0.58	0.479	8.49E-08	AM1	Hmgn2
Dpep2	5.74E-12	0.296027	0.443	0.334	1.01E-07	AM1	Dpep2
Wdfy4	7.36E-12	0.283475	0.355	0.242	1.29E-07	AM1	Wdfy4
Hadhb	7.88E-12	0.266997	0.42	0.298	1.38E-07	AM1	Hadhb
Hiatl1	8.31E-12	0.259018	0.389	0.272	1.46E-07	AM1	Hiatl1
Pbx1	1.13E-11	0.275386	0.252	0.143	1.99E-07	AM1	Pbx1
Gcnt2	1.43E-11	0.310685	0.353	0.241	2.50E-07	AM1	Gcnt2
Ptgfrn	1.89E-11	0.272479	0.353	0.242	3.32E-07	AM1	Ptgfrn
Serpine1	3.34E-11	0.335352	0.29	0.183	5.86E-07	AM1	Serpine1
Cox6b2	3.39E-11	0.298371	0.315	0.203	5.95E-07	AM1	Cox6b2
Mum1	3.50E-11	0.25531	0.277	0.17	6.14E-07	AM1	Mum1
Klf10	5.51E-11	0.284344	0.49	0.395	9.68E-07	AM1	Klf10
Snrpd1	9.38E-11	0.260468	0.441	0.328	1.65E-06	AM1	Snrpd1
Mrps6	1.13E-10	0.263793	0.321	0.217	1.99E-06	AM1	Mrps6
Asph	1.15E-10	0.285195	0.322	0.22	2.02E-06	AM1	Asph
Peli1	1.43E-10	0.291737	0.387	0.28	2.52E-06	AM1	Peli1
Dapk1	2.11E-10	0.270447	0.497	0.399	3.70E-06	AM1	Dapk1
Slfn2	2.15E-10	0.258585	0.596	0.503	3.77E-06	AM1	Slfn2
Ubash3b	2.66E-10	0.275739	0.398	0.296	4.66E-06	AM1	Ubash3b
Tob1	2.93E-10	0.268449	0.329	0.225	5.15E-06	AM1	Tob1
Pygo2	3.00E-10	0.250975	0.252	0.154	5.28E-06	AM1	Pygo2
Afap1	4.47E-10	0.257806	0.277	0.181	7.86E-06	AM1	Afap1
Myo7a	4.55E-10	0.273857	0.347	0.244	7.99E-06	AM1	Myo7a
Diaph2	4.97E-10	0.263513	0.346	0.246	8.72E-06	AM1	Diaph2
Tlr2	8.28E-10	0.258462	0.513	0.417	1.45E-05	AM1	Tlr2
Ppp1r14b	9.09E-10	0.265063	0.497	0.404	1.60E-05	AM1	Ppp1r14b
Pnpla7	1.54E-09	0.271574	0.434	0.336	2.70E-05	AM1	Pnpla7
Cenpb	1.61E-09	0.270434	0.416	0.323	2.83E-05	AM1	Cenpb
Fabp5	3.26E-120	1.216418	0.983	0.605	5.72E-116	AM2	Fabp5

Car4	1.10E-80	1.066778	0.792	0.35	1.93E-76	AM2	Car4
Fth1	6.44E-67	0.554191	1	1	1.13E-62	AM2	Fth1
Ctsk	1.08E-65	0.763482	0.883	0.443	1.89E-61	AM2	Ctsk
Ccl6	1.35E-65	0.650865	1	0.897	2.38E-61	AM2	Ccl6
Ctsd	5.83E-62	0.544934	1	0.895	1.02E-57	AM2	Ctsd
S100a1	4.24E-61	0.79372	0.935	0.661	7.44E-57	AM2	S100a1
Atp6v0d2	2.60E-57	0.572182	0.952	0.615	4.56E-53	AM2	Atp6v0d2
Txn1	7.05E-54	0.519739	0.998	0.867	1.24E-49	AM2	Txn1
Wfdc21	6.83E-49	0.714355	0.922	0.559	1.20E-44	AM2	Wfdc21
Plet11	1.84E-45	0.495124	0.972	0.61	3.23E-41	AM2	Plet1
Slc39a2	2.13E-43	0.571984	0.436	0.142	3.75E-39	AM2	Slc39a2
Ly75	4.68E-43	0.490105	0.644	0.278	8.22E-39	AM2	Ly75
Aldoc	6.48E-43	0.452657	0.382	0.107	1.14E-38	AM2	Aldoc
Ch25h	2.26E-42	0.525477	0.427	0.133	3.96E-38	AM2	Ch25h
Tmsb10	2.06E-41	0.412884	0.998	0.905	3.62E-37	AM2	Tmsb10
Fabp4	6.90E-41	0.856929	0.627	0.308	1.21E-36	AM2	Fabp4
Gstm1	7.10E-41	0.690841	0.796	0.489	1.25E-36	AM2	Gstm1
Cyp51	1.04E-40	0.457338	0.312	0.077	1.83E-36	AM2	Cyp51
Gpnmb	2.20E-40	0.499553	0.649	0.318	3.86E-36	AM2	Gpnmb
Marco	2.60E-40	0.712298	0.497	0.189	4.56E-36	AM2	Marco
Gpr137b	8.90E-39	0.440856	0.664	0.301	1.56E-34	AM2	Gpr137b
Chil3	1.20E-38	0.344444	1	0.851	2.10E-34	AM2	Chil3
Sdcbp	3.28E-38	0.374644	0.983	0.839	5.76E-34	AM2	Sdcbp
Ftl1	9.92E-37	0.392891	1	1	1.74E-32	AM2	Ftl1
Cstb	7.89E-35	0.47364	0.957	0.79	1.38E-30	AM2	Cstb
Atp6v1c1	9.88E-35	0.440683	0.688	0.362	1.74E-30	AM2	Atp6v1c1
Msmo1	2.18E-34	0.440478	0.388	0.133	3.83E-30	AM2	Msmo1
Clec4n	6.81E-34	0.46692	0.913	0.615	1.20E-29	AM2	Clec4n
Mcoln3	1.38E-33	0.418905	0.566	0.252	2.42E-29	AM2	Mcoln3
Cd91	1.40E-33	0.429329	1	0.844	2.46E-29	AM2	Cd9
Idi1	1.46E-33	0.409183	0.289	0.077	2.57E-29	AM2	Idi1
Rgcc	2.09E-33	0.826524	0.445	0.187	3.67E-29	AM2	Rgcc
Prdx1	5.12E-33	0.520313	0.983	0.867	8.98E-29	AM2	Prdx1
Fdps	1.13E-32	0.441147	0.319	0.097	1.98E-28	AM2	Fdps
Hmgcs1	4.74E-31	0.482567	0.395	0.149	8.32E-27	AM2	Hmgcs1
Lipa	1.67E-30	0.402408	0.898	0.629	2.93E-26	AM2	Lipa
Tnfaip21	1.88E-30	0.389996	0.972	0.672	3.29E-26	AM2	Tnfaip2
Gsr	3.21E-29	0.381722	0.748	0.418	5.65E-25	AM2	Gsr
Vat1	6.42E-29	0.416063	0.731	0.427	1.13E-24	AM2	Vat1
Mcemp11	1.23E-28	0.356664	0.872	0.541	2.16E-24	AM2	Mcemp1
Msrb11	1.11E-27	0.321421	0.989	0.76	1.95E-23	AM2	Msrb1
Bhlhe41	4.84E-27	0.402852	0.57	0.283	8.49E-23	AM2	Bhlhe41
Mgll	2.37E-26	0.376166	0.642	0.337	4.16E-22	AM2	Mgll
Hebp11	7.21E-26	0.327669	0.957	0.701	1.27E-21	AM2	Hebp1
Ldlr	8.92E-26	0.298639	0.282	0.09	1.57E-21	AM2	Ldlr
Olr11	1.52E-25	0.36183	0.738	0.418	2.67E-21	AM2	Olr1
Sgk1	1.80E-25	0.364127	0.935	0.663	3.15E-21	AM2	Sgk1

F71	1.83E-24	0.31312	0.764	0.449	3.21E-20	AM2	F7
B3gnt7	1.87E-24	0.346083	0.486	0.227	3.28E-20	AM2	B3gnt7
Ctnnb1	2.32E-24	0.347901	0.857	0.608	4.08E-20	AM2	Ctnnb1
Cd200	2.67E-24	0.31082	0.382	0.151	4.69E-20	AM2	Cd200
Klhdc41	5.03E-24	0.353766	0.809	0.534	8.84E-20	AM2	Klhdc4
Rnh1	5.65E-24	0.375853	0.816	0.55	9.92E-20	AM2	Rnh1
Creg1	5.73E-24	0.414659	0.933	0.734	1.01E-19	AM2	Creg1
Lilr4b	6.74E-23	0.276227	0.521	0.257	1.18E-18	AM2	Lilr4b
Acp5	7.28E-23	0.311713	0.705	0.404	1.28E-18	AM2	Acp5
Tgm2	9.37E-23	0.342503	0.69	0.409	1.65E-18	AM2	Tgm2
Itgb2	1.43E-22	0.311822	0.918	0.707	2.52E-18	AM2	Itgb2
Lgals3	3.52E-22	0.315346	0.996	0.861	6.18E-18	AM2	Lgals3
Ptp4a11	5.09E-22	0.317687	0.796	0.522	8.95E-18	AM2	Ptp4a1
Lcp1	5.21E-22	0.278483	0.991	0.894	9.15E-18	AM2	Lcp1
Plekhg1	5.39E-22	0.295202	0.397	0.172	9.46E-18	AM2	Plekhg1
Slc7a2	1.05E-21	0.267718	0.742	0.437	1.85E-17	AM2	Slc7a2
Atp6v1d	1.31E-21	0.330315	0.651	0.369	2.31E-17	AM2	Atp6v1d
Cd200r4	1.60E-21	0.32575	0.588	0.324	2.81E-17	AM2	Cd200r4
Cdh1	2.39E-21	0.265293	0.38	0.164	4.19E-17	AM2	Cdh1
Il181	3.04E-21	0.302191	0.872	0.554	5.33E-17	AM2	Il18
Ccnd21	5.03E-21	0.331248	0.792	0.498	8.83E-17	AM2	Ccnd2
Anxa4	5.57E-21	0.28436	0.829	0.544	9.78E-17	AM2	Anxa4
Pmvk	6.74E-21	0.287669	0.334	0.136	1.18E-16	AM2	Pmvk
Pld3	1.40E-20	0.28291	0.922	0.68	2.45E-16	AM2	Pld3
Nampt	3.19E-20	0.356412	0.553	0.296	5.61E-16	AM2	Nampt
Ms4a8a1	3.60E-20	0.286371	0.696	0.394	6.33E-16	AM2	Ms4a8a
Lilrb4a	5.76E-20	0.329301	0.79	0.54	1.01E-15	AM2	Lilrb4a
Aldoa1	1.22E-19	0.271973	0.946	0.792	2.15E-15	AM2	Aldoa
Atp6v1g1	1.93E-19	0.265415	0.959	0.831	3.39E-15	AM2	Atp6v1g1
Bhlhe40	2.13E-19	0.288517	0.644	0.367	3.74E-15	AM2	Bhlhe40
Tmem14c1	3.87E-19	0.281759	0.907	0.677	6.80E-15	AM2	Tmem14c
Atp6v1e1	4.27E-19	0.323922	0.863	0.671	7.50E-15	AM2	Atp6v1e1
Abhd17c	6.29E-19	0.26013	0.419	0.199	1.10E-14	AM2	Abhd17c
Abcc5	2.08E-18	0.253555	0.549	0.291	3.65E-14	AM2	Abcc5
Ahnak2	4.20E-18	0.313549	0.315	0.136	7.38E-14	AM2	Ahnak2
Cd300lf1	5.13E-18	0.279594	0.651	0.391	9.00E-14	AM2	Cd300lf
Gadd45g	1.32E-17	0.305782	0.534	0.298	2.31E-13	AM2	Gadd45g
Alas1	2.55E-17	0.298623	0.458	0.243	4.48E-13	AM2	Alas1
Mvd	5.70E-17	0.253558	0.312	0.136	1.00E-12	AM2	Mvd
Bcl2a1a1	9.23E-17	0.30151	0.772	0.536	1.62E-12	AM2	Bcl2a1a
Ccdc88a	1.10E-16	0.314059	0.627	0.382	1.93E-12	AM2	Ccdc88a
Dbi	1.44E-16	0.415111	0.939	0.812	2.53E-12	AM2	Dbi
Fbxl5	1.87E-16	0.284674	0.51	0.281	3.29E-12	AM2	Fbxl5
Gm10116	3.10E-16	0.372992	0.902	0.785	5.44E-12	AM2	Gm10116
Psmb6	7.09E-16	0.278801	0.731	0.476	1.25E-11	AM2	Psmb6
Cyb5b	7.12E-16	0.263028	0.462	0.25	1.25E-11	AM2	Cyb5b
Slc6a6	1.17E-15	0.266058	0.855	0.679	2.05E-11	AM2	Slc6a6

Gda1	3.21E-15	0.260263	0.805	0.567	5.63E-11	AM2	Gda
Bcl2a1d	1.51E-14	0.273249	0.668	0.451	2.66E-10	AM2	Bcl2a1d
Bcl2a1b	1.74E-14	0.250744	0.887	0.681	3.06E-10	AM2	Bcl2a1b
Rhoc	3.42E-14	0.264067	0.67	0.44	6.01E-10	AM2	Rhoc
Plek	3.74E-14	0.258552	0.857	0.634	6.56E-10	AM2	Plek
Anxa5	4.14E-14	0.262058	0.944	0.837	7.27E-10	AM2	Anxa5
Esd	1.66E-12	0.27727	0.72	0.479	2.91E-08	AM2	Esd
Cd63	1.02E-11	0.251737	0.831	0.7	1.78E-07	AM2	Cd63
Mt2	2.54E-10	1.056173	0.271	0.149	4.46E-06	AM2	Mt2
Mt1	1.06E-09	0.799319	0.95	0.843	1.86E-05	AM2	Mt1
Sqstm1	1.52E-06	0.250614	0.694	0.513	0.02675	AM2	Sqstm1
Hmox1	6.54E-06	0.493436	0.488	0.339	0.114804	AM2	Hmox1
AA467197	3.04E-171	2.196604	0.776	0.095	5.33E-167	AM3	AA467197
Arg1	3.12E-166	1.703108	0.525	0.021	5.47E-162	AM3	Arg1
Mmp12	2.93E-165	3.056193	0.884	0.18	5.14E-161	AM3	Mmp12
Rnase2a	1.73E-155	1.912202	0.571	0.038	3.04E-151	AM3	Rnase2a
Anpep	4.95E-111	1.004636	0.517	0.055	8.70E-107	AM3	Anpep
Il7r	1.00E-101	0.91616	0.398	0.028	1.76E-97	AM3	Il7r
Psap	2.03E-98	1.225613	1	0.996	3.57E-94	AM3	Psap
Fam20c	7.58E-84	0.63215	0.405	0.042	1.33E-79	AM3	Fam20c
Fn1	1.15E-83	1.480895	0.892	0.414	2.02E-79	AM3	Fn1
Fbp1	3.04E-80	1.274092	0.332	0.026	5.33E-76	AM3	Fbp1
Rnf128	2.92E-75	0.752824	0.425	0.058	5.13E-71	AM3	Rnf128
Ctsl	2.32E-74	1.680408	0.903	0.527	4.07E-70	AM3	Ctsl
Ccl9	9.48E-72	1.278252	0.869	0.382	1.66E-67	AM3	Ccl9
Adam8	1.58E-68	0.660837	0.301	0.025	2.78E-64	AM3	Adam8
Mfge8	5.29E-67	1.64428	0.436	0.075	9.29E-63	AM3	Mfge8
Lgmn	3.85E-64	0.97781	0.969	0.669	6.76E-60	AM3	Lgmn
Ctsb	1.58E-61	0.956631	1	0.96	2.77E-57	AM3	Ctsb
Mmp14	6.97E-61	0.545019	0.274	0.024	1.22E-56	AM3	Mmp14
Mmp19	3.92E-60	1.293081	0.664	0.226	6.88E-56	AM3	Mmp19
Syngr1	1.10E-59	0.662201	0.297	0.032	1.94E-55	AM3	Syngr1
Crip1	3.42E-55	1.15998	0.946	0.643	6.00E-51	AM3	Crip1
Kcnn4	3.59E-54	0.523411	0.29	0.034	6.31E-50	AM3	Kcnn4
Wfdc17	1.72E-51	1.393126	0.9	0.579	3.02E-47	AM3	Wfdc17
Ptgir	4.49E-51	0.530707	0.317	0.046	7.88E-47	AM3	Ptgir
Ctsk1	1.32E-50	1.134549	0.88	0.493	2.32E-46	AM3	Ctsk
Igf1	3.14E-49	0.72621	0.776	0.313	5.51E-45	AM3	Igf1
Pdpn	5.02E-48	0.593583	0.313	0.05	8.81E-44	AM3	Pdpn
Plxnd1	9.10E-47	0.53847	0.568	0.164	1.60E-42	AM3	Plxnd1
Cd631	4.95E-46	0.899629	0.923	0.701	8.69E-42	AM3	Cd63
Lhfpl2	9.42E-46	0.639254	0.521	0.153	1.65E-41	AM3	Lhfpl2
S100a6	3.98E-44	1.23267	0.741	0.365	6.99E-40	AM3	S100a6
Chil31	1.14E-43	1.352254	0.973	0.871	2.01E-39	AM3	Chil3
Cd36	2.05E-42	1.03069	0.865	0.555	3.61E-38	AM3	Cd36
Il11ra1	8.09E-42	0.674719	0.533	0.17	1.42E-37	AM3	Il11ra1
Trem2	4.16E-41	0.832234	0.734	0.367	7.30E-37	AM3	Trem2

Slamf7	6.33E-40	0.344305	0.27	0.041	1.11E-35	AM3	Slamf7
Anxa41	8.05E-40	0.623841	0.888	0.567	1.41E-35	AM3	Anxa4
Chchd10	3.00E-39	0.696726	0.571	0.213	5.26E-35	AM3	Chchd10
Srgn	6.54E-39	0.81967	0.788	0.447	1.15E-34	AM3	Srgn
Ctss	2.34E-37	0.695057	1	0.991	4.11E-33	AM3	Ctss
Fabp51	8.60E-34	0.706594	0.919	0.657	1.51E-29	AM3	Fabp5
Gng12	1.62E-33	0.414601	0.432	0.125	2.85E-29	AM3	Gng12
Ccl17	3.82E-33	1.682999	0.255	0.05	6.70E-29	AM3	Ccl17
H2-K1	6.86E-33	0.54505	0.985	0.916	1.20E-28	AM3	H2-K1
Atf3	1.24E-32	0.529915	0.309	0.071	2.18E-28	AM3	Atf3
Soat1	3.20E-31	0.549773	0.826	0.47	5.61E-27	AM3	Soat1
Retnla	2.36E-30	0.722334	0.691	0.319	4.14E-26	AM3	Retnla
Slc7a21	3.76E-30	0.690097	0.757	0.469	6.60E-26	AM3	Slc7a2
Cd2001	1.30E-29	0.680791	0.448	0.168	2.29E-25	AM3	Cd200
Atp6v1a	2.58E-29	0.579772	0.822	0.511	4.52E-25	AM3	Atp6v1a
Itgax	3.09E-29	0.610055	0.869	0.631	5.42E-25	AM3	Itgax
Hsp90b1	5.17E-28	0.562502	0.981	0.909	9.08E-24	AM3	Hsp90b1
Rgcc1	1.78E-27	0.600808	0.517	0.206	3.12E-23	AM3	Rgcc
Lilr4b1	3.18E-27	0.611624	0.598	0.275	5.59E-23	AM3	Lilr4b
Ccl61	4.10E-27	0.566701	0.977	0.912	7.20E-23	AM3	Ccl6
Lgals31	7.33E-27	0.644773	0.992	0.876	1.29E-22	AM3	Lgals3
Msr1	1.07E-26	0.307805	0.317	0.085	1.88E-22	AM3	Msr1
Rnf149	1.30E-26	0.575159	0.788	0.502	2.28E-22	AM3	Rnf149
Acer3	5.82E-26	0.327386	0.34	0.097	1.02E-21	AM3	Acer3
Ctsz	6.00E-26	0.460707	0.958	0.888	1.05E-21	AM3	Ctsz
Spp1	3.98E-25	2.052804	0.703	0.496	6.99E-21	AM3	Spp1
Esd1	4.02E-25	0.629253	0.776	0.498	7.06E-21	AM3	Esd
Ptafr	7.94E-25	0.430638	0.359	0.111	1.39E-20	AM3	Ptafr
AY036118	2.78E-24	0.396837	0.95	0.627	4.87E-20	AM3	AY036118
B2m	4.81E-24	0.384198	1	0.996	8.45E-20	AM3	B2m
Vat11	4.94E-24	0.471786	0.772	0.455	8.67E-20	AM3	Vat1
Cdh11	7.07E-24	0.621493	0.44	0.179	1.24E-19	AM3	Cdh1
Fam63a	8.35E-24	0.421227	0.359	0.117	1.47E-19	AM3	Fam63a
Cd93	9.87E-24	0.379815	0.444	0.163	1.73E-19	AM3	Cd93
Rtn4	9.97E-24	0.493933	0.869	0.597	1.75E-19	AM3	Rtn4
Gm10076	1.15E-23	0.374542	0.977	0.926	2.03E-19	AM3	Gm10076
Bhlhe401	2.43E-23	0.494107	0.707	0.389	4.27E-19	AM3	Bhlhe40
Prkcd	3.49E-23	0.604973	0.776	0.475	6.13E-19	AM3	Prkcd
Ccr5	4.08E-23	0.295702	0.32	0.093	7.16E-19	AM3	Ccr5
Pgam1	8.52E-23	0.456579	0.683	0.393	1.50E-18	AM3	Pgam1
Ahnak21	2.41E-22	0.37069	0.394	0.144	4.23E-18	AM3	Ahnak2
Anxa3	3.30E-22	0.479609	0.633	0.329	5.80E-18	AM3	Anxa3
Atp6v1b2	3.69E-22	0.489751	0.911	0.671	6.47E-18	AM3	Atp6v1b2
Cstb1	4.31E-22	0.476657	0.931	0.812	7.57E-18	AM3	Cstb
Pim1	5.24E-22	0.449637	0.714	0.388	9.20E-18	AM3	Pim1
Hspa5	1.14E-21	0.589271	0.903	0.753	2.01E-17	AM3	Hspa5
Ecm1	1.59E-21	0.314183	0.274	0.076	2.78E-17	AM3	Ecm1

Lipa1	2.82E-21	0.440898	0.88	0.662	4.96E-17	AM3	Lipa
Acp51	5.45E-21	0.556455	0.691	0.44	9.56E-17	AM3	Acp5
Rilpl2	6.89E-21	0.481657	0.475	0.214	1.21E-16	AM3	Rilpl2
Anxa1	1.30E-20	0.506833	0.853	0.602	2.28E-16	AM3	Anxa1
Myo1e	3.75E-20	0.337863	0.386	0.148	6.59E-16	AM3	Myo1e
Lat2	4.25E-20	0.380087	0.305	0.098	7.46E-16	AM3	Lat2
Hspa9	6.27E-20	0.429749	0.645	0.345	1.10E-15	AM3	Hspa9
mt-Co1	7.04E-20	0.282406	0.996	0.997	1.24E-15	AM3	mt-Co1
Timp2	7.78E-20	0.485854	0.641	0.335	1.37E-15	AM3	Timp2
Fnip2	7.78E-20	0.2784	0.332	0.113	1.37E-15	AM3	Fnip2
Myo5a	9.28E-20	0.306708	0.456	0.183	1.63E-15	AM3	Myo5a
Klf9	1.30E-19	0.336764	0.344	0.121	2.28E-15	AM3	Klf9
Fbxo32	1.55E-19	0.37454	0.27	0.084	2.72E-15	AM3	Fbxo32
Rgs1	2.55E-19	0.3616	0.317	0.11	4.47E-15	AM3	Rgs1
Creg11	3.21E-19	0.406387	0.927	0.757	5.63E-15	AM3	Creg1
Man1a	3.96E-19	0.340983	0.394	0.15	6.95E-15	AM3	Man1a
Npc2	4.25E-19	0.349781	0.958	0.907	7.47E-15	AM3	Npc2
Mtpn	4.75E-19	0.438634	0.83	0.567	8.34E-15	AM3	Mtpn
Emp1	5.71E-19	0.36822	0.359	0.135	1.00E-14	AM3	Emp1
Cox17	6.23E-19	0.391659	0.861	0.648	1.09E-14	AM3	Cox17
Fam129b	6.69E-19	0.372735	0.486	0.221	1.18E-14	AM3	Fam129b
Cd200r1	7.24E-19	0.370174	0.514	0.236	1.27E-14	AM3	Cd200r1
Ctsd1	1.29E-18	0.434031	1	0.907	2.27E-14	AM3	Ctsd
Hist1h1c	2.37E-18	0.467247	0.498	0.249	4.17E-14	AM3	Hist1h1c
Atp6v1h	2.53E-18	0.331383	0.494	0.227	4.44E-14	AM3	Atp6v1h
Lilrb4a1	6.35E-18	0.449188	0.784	0.569	1.11E-13	AM3	Lilrb4a
Rcn2	7.17E-18	0.264398	0.317	0.11	1.26E-13	AM3	Rcn2
Atp6ap2	7.28E-18	0.412669	0.757	0.497	1.28E-13	AM3	Atp6ap2
Eps8	1.02E-17	0.364483	0.375	0.153	1.78E-13	AM3	Eps8
Basp1	1.23E-17	0.267726	0.305	0.105	2.16E-13	AM3	Basp1
Sgk11	2.83E-17	0.419337	0.911	0.696	4.98E-13	AM3	Sgk1
Itgb21	4.23E-17	0.363243	0.911	0.732	7.43E-13	AM3	Itgb2
Smpdl3a	5.46E-17	0.386101	0.78	0.512	9.59E-13	AM3	Smpdl3a
Emilin2	5.79E-17	0.275013	0.317	0.115	1.02E-12	AM3	Emilin2
Scpep1	1.09E-16	0.389665	0.467	0.227	1.92E-12	AM3	Scpep1
Ccdc71l	3.21E-16	0.310979	0.332	0.129	5.63E-12	AM3	Ccdc71l
Atp6v0a1	3.41E-16	0.405141	0.456	0.219	5.99E-12	AM3	Atp6v0a1
Ch25h1	3.62E-16	0.647863	0.375	0.173	6.35E-12	AM3	Ch25h
Gabarapl1	4.79E-16	0.424912	0.541	0.289	8.42E-12	AM3	Gabarapl1
Atp6v1e11	5.20E-16	0.395053	0.892	0.688	9.14E-12	AM3	Atp6v1e1
Ccr1	6.11E-16	0.337866	0.49	0.243	1.07E-11	AM3	Ccr1
Fabp41	1.02E-15	0.539282	0.602	0.347	1.80E-11	AM3	Fabp4
Tes	1.10E-15	0.253313	0.27	0.095	1.93E-11	AM3	Tes
Sdcbp1	1.55E-15	0.321863	0.961	0.858	2.73E-11	AM3	Sdcbp
Gpnmb1	2.60E-15	0.989791	0.575	0.366	4.57E-11	AM3	Gpnmb
Slc29a3	3.44E-15	0.306638	0.328	0.133	6.05E-11	AM3	Slc29a3
Nrp2	3.90E-15	0.371984	0.548	0.294	6.85E-11	AM3	Nrp2

Ssr3	5.97E-15	0.326143	0.737	0.47	1.05E-10	AM3	Ssr3
Cerk	7.69E-15	0.299907	0.436	0.208	1.35E-10	AM3	Cerk
Alcam	8.84E-15	0.261324	0.34	0.139	1.55E-10	AM3	Alcam
Myof	1.08E-14	0.341964	0.799	0.56	1.89E-10	AM3	Myof
Gm26917	1.09E-14	0.485166	0.564	0.291	1.91E-10	AM3	Gm26917
Ddhd1	2.63E-14	0.343134	0.591	0.332	4.62E-10	AM3	Ddhd1
Bcap31	3.01E-14	0.392196	0.618	0.377	5.29E-10	AM3	Bcap31
Cd84	3.19E-14	0.336355	0.826	0.596	5.60E-10	AM3	Cd84
Wsb2	4.40E-14	0.289814	0.402	0.188	7.73E-10	AM3	Wsb2
P2rx4	2.09E-13	0.299349	0.479	0.246	3.67E-09	AM3	P2rx4
BC005537	2.11E-13	0.417676	0.834	0.628	3.71E-09	AM3	BC005537
Mdm2	2.33E-13	0.308549	0.347	0.154	4.08E-09	AM3	Mdm2
Scd1	2.70E-13	0.376319	0.645	0.393	4.74E-09	AM3	Scd1
Oxct1	5.26E-13	0.328407	0.486	0.263	9.23E-09	AM3	Oxct1
Canx	7.21E-13	0.356179	0.942	0.803	1.27E-08	AM3	Canx
Tnfsf12	9.57E-13	0.301813	0.463	0.237	1.68E-08	AM3	Tnfsf12
2010111I0	9.61E-13	0.28765	0.29	0.122	1.69E-08	AM3	2010111I01Rik
Mfsd12	1.15E-12	0.331895	0.444	0.228	2.02E-08	AM3	Mfsd12
Lrpap1	1.32E-12	0.28055	0.409	0.199	2.31E-08	AM3	Lrpap1
Lasp1	1.54E-12	0.31923	0.564	0.314	2.71E-08	AM3	Lasp1
Cdkn1a	1.83E-12	0.473825	0.56	0.342	3.22E-08	AM3	Cdkn1a
Calu	2.95E-12	0.263586	0.432	0.217	5.18E-08	AM3	Calu
Cisd1	3.44E-12	0.32019	0.622	0.379	6.05E-08	AM3	Cisd1
Aff1	4.03E-12	0.297254	0.293	0.127	7.08E-08	AM3	Aff1
Nus1	5.52E-12	0.332896	0.537	0.314	9.70E-08	AM3	Nus1
Clec1b	5.67E-12	0.285392	0.386	0.189	9.96E-08	AM3	Clec1b
C1galt1c1	6.36E-12	0.263334	0.255	0.103	1.12E-07	AM3	C1galt1c1
Arl8b	6.37E-12	0.277312	0.622	0.381	1.12E-07	AM3	Arl8b
Slc36a4	6.68E-12	0.30384	0.425	0.221	1.17E-07	AM3	Slc36a4
Pik3r5	7.17E-12	0.266176	0.432	0.225	1.26E-07	AM3	Pik3r5
Olfm1	9.09E-12	0.346384	0.413	0.215	1.60E-07	AM3	Olfm1
Hmox11	9.71E-12	0.335815	0.583	0.342	1.71E-07	AM3	Hmox1
Psmd8	1.63E-11	0.354005	0.687	0.468	2.87E-07	AM3	Psmd8
Nampt1	2.00E-11	0.286925	0.544	0.326	3.51E-07	AM3	Nampt
Jund	2.17E-11	0.34072	0.853	0.618	3.81E-07	AM3	Jund
Zfand5	2.33E-11	0.282805	0.459	0.242	4.09E-07	AM3	Zfand5
Azin1	2.79E-11	0.284196	0.405	0.21	4.89E-07	AM3	Azin1
Cd200r41	2.97E-11	0.319249	0.595	0.353	5.22E-07	AM3	Cd200r4
Lamp1	3.28E-11	0.252884	0.942	0.861	5.76E-07	AM3	Lamp1
Bola2	4.48E-11	0.270997	0.884	0.732	7.86E-07	AM3	Bola2
Acsl4	5.69E-11	0.277173	0.367	0.185	9.99E-07	AM3	Acsl4
F10	5.77E-11	0.379539	0.498	0.295	1.01E-06	AM3	F10
Smap2	5.97E-11	0.278987	0.51	0.288	1.05E-06	AM3	Smap2
Lamp2	7.28E-11	0.273178	0.83	0.658	1.28E-06	AM3	Lamp2
Rnf19b	8.25E-11	0.264904	0.305	0.14	1.45E-06	AM3	Rnf19b
Litaf	1.25E-10	0.336149	0.637	0.44	2.20E-06	AM3	Litaf
Mcfd2	1.26E-10	0.267051	0.417	0.225	2.21E-06	AM3	Mcfd2

Gsn	1.31E-10	0.347717	0.606	0.381	2.30E-06	AM3	Gsn
Edem1	1.34E-10	0.296365	0.614	0.378	2.36E-06	AM3	Edem1
Pdia6	1.37E-10	0.422666	0.842	0.696	2.41E-06	AM3	Pdia6
Pttg1ip	1.41E-10	0.266063	0.49	0.277	2.48E-06	AM3	Pttg1ip
Sftpa1	1.43E-10	0.3107	0.861	0.619	2.51E-06	AM3	Sftpa1
Tspo	1.53E-10	0.317486	0.749	0.594	2.68E-06	AM3	Tspo
Galnt7	1.53E-10	0.268193	0.359	0.185	2.69E-06	AM3	Galnt7
Lrp12	1.73E-10	0.282973	0.463	0.261	3.04E-06	AM3	Lrp12
Pld31	2.17E-10	0.291413	0.88	0.713	3.82E-06	AM3	Pld3
Dnajc3	2.46E-10	0.31231	0.707	0.489	4.33E-06	AM3	Dnajc3
Echs1	2.92E-10	0.273805	0.452	0.245	5.13E-06	AM3	Echs1
B4galt1	3.09E-10	0.259706	0.533	0.321	5.42E-06	AM3	B4galt1
Dnmt3a	3.59E-10	0.300095	0.382	0.2	6.30E-06	AM3	Dnmt3a
Tgm21	3.63E-10	0.468698	0.625	0.45	6.38E-06	AM3	Tgm2
Ctnnb11	3.67E-10	0.302347	0.819	0.641	6.45E-06	AM3	Ctnnb1
Bhlhe411	4.54E-10	0.337591	0.525	0.322	7.96E-06	AM3	Bhlhe41
Ptpre	6.18E-10	0.32105	0.571	0.365	1.09E-05	AM3	Ptpre
mt-Nd3	8.41E-10	0.306395	0.985	0.921	1.48E-05	AM3	mt-Nd3
Pdia3	9.28E-10	0.294816	0.9	0.787	1.63E-05	AM3	Pdia3
Cav1	1.09E-09	0.252712	0.293	0.14	1.91E-05	AM3	Cav1
Tmed3	1.16E-09	0.30567	0.637	0.46	2.04E-05	AM3	Tmed3
Hist1h2bc1	1.50E-09	0.277898	0.714	0.508	2.64E-05	AM3	Hist1h2bc
Card19	2.52E-09	0.334228	0.367	0.195	4.42E-05	AM3	Card19
Tgoln1	3.43E-09	0.260137	0.598	0.378	6.02E-05	AM3	Tgoln1
Ak2	3.77E-09	0.255978	0.409	0.232	6.62E-05	AM3	Ak2
Rab7b	3.88E-09	0.272133	0.328	0.168	6.82E-05	AM3	Rab7b
Arf4	3.95E-09	0.262143	0.637	0.411	6.94E-05	AM3	Arf4
Vmp1	4.85E-09	0.279954	0.417	0.237	8.52E-05	AM3	Vmp1
Romo1	4.87E-09	0.257959	0.846	0.735	8.55E-05	AM3	Romo1
Metrnl	6.75E-09	0.269302	0.618	0.414	0.000119	AM3	Metrnl
Tpp1	8.51E-09	0.293766	0.714	0.517	0.000149	AM3	Tpp1
Cebpb1	1.47E-08	0.35495	0.892	0.723	0.000259	AM3	Cebpb
Wbp5	1.54E-08	0.602736	0.459	0.282	0.00027	AM3	Wbp5
Tmem189	2.05E-08	0.286857	0.533	0.329	0.000361	AM3	Tmem189
Pdcd6ip	2.19E-08	0.272926	0.687	0.478	0.000385	AM3	Pdcd6ip
Gm42418	3.29E-08	0.490504	0.985	0.894	0.000578	AM3	Gm42418
Rps27l	3.35E-08	0.26124	0.954	0.898	0.000588	AM3	Rps27l
Clec4a3	3.51E-08	0.327609	0.745	0.587	0.000617	AM3	Clec4a3
Ap3s1	4.49E-08	0.265531	0.602	0.423	0.000789	AM3	Ap3s1
Gm101161	4.77E-08	0.383256	0.846	0.806	0.000838	AM3	Gm10116
Rpn1	4.91E-08	0.262407	0.672	0.463	0.000862	AM3	Rpn1
9530068E0	5.10E-08	0.259947	0.448	0.272	0.000896	AM3	9530068E07Rik
Hif1a	1.19E-07	0.260081	0.375	0.218	0.002088	AM3	Hif1a
Dusp3	1.34E-07	0.261245	0.552	0.363	0.002345	AM3	Dusp3
S100a4	2.01E-07	0.330726	0.29	0.155	0.003529	AM3	S100a4
Pdia4	9.53E-07	0.282571	0.583	0.426	0.01673	AM3	Pdia4
Atf4	9.56E-07	0.269895	0.514	0.351	0.016789	AM3	Atf4

Ifrd1	1.54E-06	0.324086	0.324	0.188	0.027059	AM3	Ifrd1
Naaa	4.81E-05	0.25898	0.753	0.652	0.844986	AM3	Naaa
S100a8	0.000681	0.421353	0.83	0.702	1	AM3	S100a8
Ccdc80	0.003609	0.313002	0.297	0.23	1	AM3	Ccdc80
C1qb	6.82E-183	1.85183	0.996	0.182	1.20E-178	IM1	C1qb
H2-Eb1	1.72E-176	2.698759	0.996	0.347	3.01E-172	IM1	H2-Eb1
C1qc	2.57E-175	1.674193	0.993	0.171	4.51E-171	IM1	C1qc
C1qa	5.10E-175	1.708647	1	0.185	8.96E-171	IM1	C1qa
Tmem176b	6.18E-164	1.500542	0.929	0.176	1.09E-159	IM1	Tmem176b
H2-Aa	6.96E-160	2.524667	0.986	0.422	1.22E-155	IM1	H2-Aa
H2-Ab1	6.61E-156	2.61022	0.989	0.479	1.16E-151	IM1	H2-Ab1
Tmem176a	6.77E-155	1.391864	0.843	0.137	1.19E-150	IM1	Tmem176a
Cd74	2.64E-151	2.721837	0.996	0.651	4.64E-147	IM1	Cd74
Cx3cr1	2.75E-150	1.390673	0.758	0.102	4.84E-146	IM1	Cx3cr1
Aif1	6.27E-150	1.363288	0.772	0.105	1.10E-145	IM1	Aif1
Cxcl16	6.47E-147	1.483877	0.858	0.179	1.14E-142	IM1	Cxcl16
Mgl2	3.58E-126	1.488912	0.619	0.078	6.29E-122	IM1	Mgl2
Mafb	1.52E-123	1.246174	0.826	0.174	2.67E-119	IM1	Mafb
Ccr2	1.35E-120	1.536406	0.53	0.059	2.36E-116	IM1	Ccr2
Rgs10	1.60E-116	1.29925	0.904	0.329	2.80E-112	IM1	Rgs10
Cd72	1.10E-114	0.980941	0.441	0.032	1.93E-110	IM1	Cd72
Plbd1	9.50E-111	1.098529	0.53	0.066	1.67E-106	IM1	Plbd1
Fyb	2.84E-106	1.114492	0.601	0.096	4.98E-102	IM1	Fyb
Zmynd15	9.13E-105	1.009605	0.338	0.014	1.60E-100	IM1	Zmynd15
H2-DMb1	4.41E-98	1.422987	0.861	0.404	7.74E-94	IM1	H2-DMb1
Lat21	1.64E-94	0.890206	0.495	0.066	2.88E-90	IM1	Lat2
Cst3	6.05E-92	1.10315	0.996	0.955	1.06E-87	IM1	Cst3
Gatm	2.59E-90	1.015731	0.577	0.108	4.56E-86	IM1	Gatm
Apoe	7.02E-90	1.225101	0.893	0.349	1.23E-85	IM1	Apoe
Marcks	3.32E-87	1.036236	0.73	0.191	5.83E-83	IM1	Marcks
Ms4a7	2.24E-86	1.320832	0.69	0.185	3.94E-82	IM1	Ms4a7
Ly86	1.92E-85	1.057659	0.701	0.2	3.36E-81	IM1	Ly86
Rps29	5.71E-80	0.485731	1	0.999	1.00E-75	IM1	Rps29
Ckb	2.28E-79	0.957554	0.445	0.066	4.01E-75	IM1	Ckb
Tmem119	2.67E-78	0.780592	0.288	0.017	4.69E-74	IM1	Tmem119
Ptpn18	3.16E-78	0.963513	0.769	0.273	5.56E-74	IM1	Ptpn18
Rpl3	9.71E-74	0.74934	0.989	0.926	1.70E-69	IM1	Rpl3
Rpl18a	1.39E-73	0.598667	0.996	0.988	2.44E-69	IM1	Rpl18a
P2ry6	1.50E-73	1.045803	0.715	0.247	2.63E-69	IM1	P2ry6
Rpl21	1.78E-73	0.615173	1	0.979	3.12E-69	IM1	Rpl21
Col14a1	3.31E-72	0.71607	0.324	0.031	5.81E-68	IM1	Col14a1
Runx3	5.91E-72	0.70627	0.302	0.025	1.04E-67	IM1	Runx3
Plekho1	1.55E-70	0.866359	0.537	0.123	2.73E-66	IM1	Plekho1
Cd81	3.89E-70	1.082835	0.886	0.573	6.83E-66	IM1	Cd81
Rps4x	6.89E-70	0.588857	1	0.99	1.21E-65	IM1	Rps4x
Pid1	2.04E-68	1.046097	0.68	0.233	3.58E-64	IM1	Pid1
Lst1	1.51E-67	1.072625	0.769	0.329	2.65E-63	IM1	Lst1

Pou2f2	2.85E-67	0.885199	0.399	0.061	5.00E-63	IM1	Pou2f2
Csf1r	1.05E-64	0.82055	0.829	0.408	1.85E-60	IM1	Csf1r
Crip11	4.22E-64	1.00531	0.972	0.635	7.42E-60	IM1	Crip1
Cd52	3.68E-63	0.902483	0.943	0.771	6.46E-59	IM1	Cd52
Cadm1	6.88E-63	0.641579	0.278	0.026	1.21E-58	IM1	Cadm1
Rpl27a	9.90E-62	0.49296	1	0.989	1.74E-57	IM1	Rpl27a
H2-DMa	2.03E-61	0.980164	0.875	0.625	3.56E-57	IM1	H2-DMa
Mef2c	3.26E-60	0.851631	0.512	0.122	5.72E-56	IM1	Mef2c
Adgre5	3.68E-60	0.931424	0.473	0.112	6.46E-56	IM1	Adgre5
Hexb	2.87E-59	1.035721	0.779	0.413	5.04E-55	IM1	Hexb
Lpcat2	4.86E-58	0.732858	0.388	0.069	8.54E-54	IM1	Lpcat2
Malat1	2.50E-56	0.5592	1	0.998	4.38E-52	IM1	Malat1
Bmyc	5.21E-56	0.679388	0.345	0.054	9.14E-52	IM1	Bmyc
Rps27	2.66E-54	0.412916	1	0.999	4.67E-50	IM1	Rps27
Rpl11	5.97E-53	0.484683	1	0.975	1.05E-48	IM1	Rpl11
Rps24	1.27E-52	0.411702	1	0.994	2.24E-48	IM1	Rps24
Ifi27l2a	2.44E-52	1.111668	0.673	0.291	4.29E-48	IM1	Ifi27l2a
Rps11	2.45E-52	0.456517	1	0.993	4.30E-48	IM1	Rps11
Pf4	6.30E-52	0.497696	0.601	0.17	1.11E-47	IM1	Pf4
Rps15	1.46E-50	0.44628	1	0.988	2.56E-46	IM1	Rps15
Gas7	2.66E-50	0.605023	0.345	0.06	4.67E-46	IM1	Gas7
Rps14	1.39E-49	0.397802	1	0.994	2.44E-45	IM1	Rps14
Rps23	1.48E-49	0.387177	1	0.995	2.60E-45	IM1	Rps23
Tubb2a	2.01E-48	0.618046	0.342	0.064	3.54E-44	IM1	Tubb2a
Hpgd	3.08E-47	0.80367	0.431	0.106	5.41E-43	IM1	Hpgd
C3ar1	4.93E-47	0.689565	0.441	0.11	8.66E-43	IM1	C3ar1
Rps6	9.06E-47	0.474293	0.996	0.969	1.59E-42	IM1	Rps6
Ms4a6c	1.68E-46	0.790537	0.612	0.232	2.96E-42	IM1	Ms4a6c
Rpl9	3.37E-46	0.465905	0.989	0.969	5.92E-42	IM1	Rpl9
Gpr65	4.78E-46	0.777796	0.384	0.089	8.39E-42	IM1	Gpr65
Unc93b1	1.01E-44	0.723275	0.804	0.514	1.78E-40	IM1	Unc93b1
Ccnd1	1.52E-44	0.627384	0.31	0.056	2.66E-40	IM1	Ccnd1
Rpl19	2.50E-44	0.401312	1	0.984	4.39E-40	IM1	Rpl19
Eef1a1	7.26E-44	0.372986	1	0.999	1.27E-39	IM1	Eef1a1
Rpl13	9.98E-44	0.386752	0.996	0.987	1.75E-39	IM1	Rpl13
Fau	6.81E-43	0.381987	1	0.994	1.20E-38	IM1	Fau
Selm	1.43E-42	0.563858	0.278	0.046	2.52E-38	IM1	Selm
Rpl35a	8.58E-42	0.332173	0.996	0.999	1.51E-37	IM1	Rpl35a
Plxdc2	2.14E-41	0.689552	0.313	0.066	3.76E-37	IM1	Plxdc2
Cd14	3.62E-41	0.824392	0.53	0.205	6.36E-37	IM1	Cd14
Hes1	6.33E-41	0.687469	0.263	0.044	1.11E-36	IM1	Hes1
Rpl14	6.40E-41	0.425965	0.986	0.98	1.12E-36	IM1	Rpl14
Ctsh	8.26E-41	0.620478	0.904	0.795	1.45E-36	IM1	Ctsh
Fgd2	8.51E-41	0.56331	0.256	0.04	1.49E-36	IM1	Fgd2
Cnn2	1.04E-39	0.73224	0.42	0.128	1.83E-35	IM1	Cnn2
Ptpro	1.76E-39	0.548291	0.281	0.052	3.08E-35	IM1	Ptpro
Cmtm7	3.84E-39	0.757367	0.559	0.238	6.74E-35	IM1	Cmtm7

Lrrc25	5.31E-39	0.557562	0.281	0.054	9.33E-35	IM1	Lrrc25
Pla2g7	1.05E-38	0.659101	0.441	0.133	1.85E-34	IM1	Pla2g7
Rps25	1.41E-38	0.370849	1	0.985	2.48E-34	IM1	Rps25
Rpl10	2.45E-38	0.383232	1	0.987	4.31E-34	IM1	Rpl10
Ppfia4	3.03E-38	0.581859	0.292	0.06	5.32E-34	IM1	Ppfia4
Rpl7	5.48E-38	0.393233	0.996	0.98	9.62E-34	IM1	Rpl7
Blnk	6.26E-38	0.618099	0.331	0.078	1.10E-33	IM1	Blnk
Rps5	2.11E-37	0.397246	0.996	0.99	3.70E-33	IM1	Rps5
Zfhx3	7.25E-37	0.673151	0.452	0.155	1.27E-32	IM1	Zfhx3
Neurl3	8.50E-37	0.54964	0.299	0.064	1.49E-32	IM1	Neurl3
Stab1	2.20E-36	0.363945	0.423	0.111	3.86E-32	IM1	Stab1
Pea15a	4.11E-36	0.700819	0.559	0.24	7.22E-32	IM1	Pea15a
Rpl17	1.70E-35	0.381095	0.996	0.99	2.99E-31	IM1	Rpl17
Rpl23a	2.72E-35	0.376195	0.993	0.987	4.77E-31	IM1	Rpl23a
Irf5	4.35E-35	0.703138	0.427	0.146	7.64E-31	IM1	Irf5
Rps19	9.68E-35	0.343408	1	0.995	1.70E-30	IM1	Rps19
Rpl26	9.18E-34	0.313807	1	0.991	1.61E-29	IM1	Rpl26
Tmem37	1.32E-33	0.550189	0.27	0.057	2.31E-29	IM1	Tmem37
Rpl31	1.36E-33	0.384392	0.993	0.98	2.40E-29	IM1	Rpl31
Rpl34	2.75E-33	0.335353	0.996	0.989	4.83E-29	IM1	Rpl34
Rplp0	3.95E-33	0.419527	0.993	0.975	6.94E-29	IM1	Rplp0
Sepp1	4.47E-33	0.451336	0.904	0.784	7.86E-29	IM1	Sepp1
Clec4a1	6.09E-33	0.576191	0.377	0.11	1.07E-28	IM1	Clec4a1
Slc11a1	6.11E-33	0.583666	0.324	0.084	1.07E-28	IM1	Slc11a1
Rpl6	2.58E-32	0.37684	0.996	0.983	4.53E-28	IM1	Rpl6
Rpl10a	4.57E-32	0.395551	0.989	0.968	8.03E-28	IM1	Rpl10a
Fcgr3	4.79E-32	0.587755	0.868	0.696	8.42E-28	IM1	Fcgr3
Sh3bgrl3	1.87E-31	0.41599	0.989	0.957	3.28E-27	IM1	Sh3bgrl3
Rps3a1	2.54E-31	0.311482	0.996	0.996	4.46E-27	IM1	Rps3a1
Fcrls	6.62E-31	0.425306	0.349	0.09	1.16E-26	IM1	Fcrls
Rps13	3.82E-30	0.324677	0.996	0.989	6.71E-26	IM1	Rps13
Rpl4	7.24E-30	0.433188	0.975	0.929	1.27E-25	IM1	Rpl4
Rps15a	8.07E-30	0.324599	1	0.99	1.42E-25	IM1	Rps15a
Prkcb	8.51E-30	0.492919	0.281	0.069	1.49E-25	IM1	Prkcb
Uba52	3.06E-29	0.701436	0.861	0.777	5.37E-25	IM1	Uba52
Vsir	8.67E-29	0.681418	0.623	0.372	1.52E-24	IM1	Vsir
Rps16	9.56E-29	0.288682	0.996	0.993	1.68E-24	IM1	Rps16
Maf	1.41E-28	0.28608	0.416	0.13	2.48E-24	IM1	Maf
Zfp36l1	1.80E-28	0.583934	0.605	0.315	3.16E-24	IM1	Zfp36l1
Cd83	2.00E-28	0.740327	0.391	0.142	3.51E-24	IM1	Cd83
Itgam	3.65E-28	0.544808	0.313	0.09	6.41E-24	IM1	Itgam
Ifitm2	1.72E-27	0.605195	0.626	0.352	3.02E-23	IM1	Ifitm2
Batf3	2.69E-27	0.562544	0.349	0.118	4.73E-23	IM1	Batf3
Adgre1	3.09E-27	0.589886	0.708	0.467	5.42E-23	IM1	Adgre1
S100a61	4.18E-27	0.86575	0.626	0.378	7.34E-23	IM1	S100a6
Apobec1	5.43E-27	0.595272	0.423	0.175	9.53E-23	IM1	Apobec1
Atox1	2.48E-25	0.47399	0.932	0.896	4.35E-21	IM1	Atox1

Rpl18	2.48E-25	0.352949	0.989	0.957	4.36E-21	IM1	Rpl18
Rassf2	2.49E-25	0.457838	0.306	0.092	4.37E-21	IM1	Rassf2
S100a41	4.76E-25	0.85986	0.367	0.142	8.35E-21	IM1	S100a4
Hmha1	5.29E-25	0.612294	0.58	0.336	9.29E-21	IM1	Hmha1
Serinc3	7.60E-25	0.478698	0.847	0.714	1.34E-20	IM1	Serinc3
Coro1a1	5.53E-24	0.586623	0.786	0.644	9.72E-20	IM1	Coro1a
Epsti1	1.07E-23	0.478007	0.31	0.1	1.88E-19	IM1	Epsti1
Tspan13	1.53E-23	0.459432	0.263	0.077	2.69E-19	IM1	Tspan13
Arl4c	1.91E-23	0.575037	0.327	0.116	3.35E-19	IM1	Arl4c
Rpl13a	2.57E-23	0.257228	0.996	0.997	4.52E-19	IM1	Rpl13a
Rpl32	2.71E-23	0.273029	1	0.994	4.76E-19	IM1	Rpl32
Ms4a6b	3.17E-23	0.422874	0.299	0.091	5.56E-19	IM1	Ms4a6b
Il10ra	3.80E-23	0.519775	0.335	0.123	6.67E-19	IM1	Il10ra
Rps7	1.10E-22	0.289173	0.986	0.975	1.93E-18	IM1	Rps7
Fcgr2b	1.93E-22	0.598213	0.708	0.507	3.40E-18	IM1	Fcgr2b
Sdc4	5.69E-22	0.463669	0.285	0.09	9.99E-18	IM1	Sdc4
BC028528	6.65E-22	0.511808	0.288	0.099	1.17E-17	IM1	BC028528
Rpl36	1.22E-21	0.276785	0.996	0.981	2.15E-17	IM1	Rpl36
Rbpj	2.86E-21	0.534248	0.409	0.186	5.02E-17	IM1	Rbpj
Ccr51	3.63E-21	0.495634	0.285	0.096	6.38E-17	IM1	Ccr5
Kctd12	4.52E-21	0.518849	0.577	0.364	7.94E-17	IM1	Kctd12
Ccdc12	6.84E-21	0.556538	0.648	0.485	1.20E-16	IM1	Ccdc12
Rpl30	9.14E-21	0.260739	0.996	0.982	1.60E-16	IM1	Rpl30
Rps3	2.80E-20	0.251878	0.993	0.988	4.92E-16	IM1	Rps3
Lgmn1	3.94E-20	0.380802	0.836	0.686	6.92E-16	IM1	Lgmn
Ifngr1	7.01E-20	0.529475	0.658	0.492	1.23E-15	IM1	Ifngr1
Arrb2	9.80E-20	0.524399	0.537	0.331	1.72E-15	IM1	Arrb2
Srgn1	1.33E-19	0.481129	0.676	0.461	2.33E-15	IM1	Srgn
Tifa	4.20E-19	0.400258	0.263	0.089	7.38E-15	IM1	Tifa
Ccdc109b	6.50E-19	0.48455	0.423	0.217	1.14E-14	IM1	Ccdc109b
Pld4	9.82E-19	0.487078	0.68	0.476	1.72E-14	IM1	Pld4
Ccl91	1.33E-18	0.389758	0.673	0.407	2.34E-14	IM1	Ccl9
Fam46a	1.66E-18	0.588696	0.527	0.328	2.91E-14	IM1	Fam46a
Rgs2	2.63E-18	0.494701	0.673	0.489	4.62E-14	IM1	Rgs2
Rpl8	2.66E-18	0.254206	0.989	0.981	4.67E-14	IM1	Rpl8
Ntpcr	4.04E-18	0.546045	0.345	0.152	7.10E-14	IM1	Ntpcr
Clec12a	7.81E-18	0.559999	0.345	0.156	1.37E-13	IM1	Clec12a
Rpl15	9.76E-18	0.421783	0.865	0.834	1.71E-13	IM1	Rpl15
Adap2	2.29E-17	0.420214	0.274	0.1	4.02E-13	IM1	Adap2
Ehd4	2.72E-17	0.480134	0.495	0.299	4.77E-13	IM1	Ehd4
Cd300a	8.38E-17	0.522469	0.356	0.174	1.47E-12	IM1	Cd300a
Evi2a	9.52E-17	0.504091	0.466	0.278	1.67E-12	IM1	Evi2a
Acer31	1.57E-16	0.418334	0.27	0.105	2.75E-12	IM1	Acer3
Rpl35	3.04E-16	0.264089	0.982	0.982	5.33E-12	IM1	Rpl35
Arpc1b	6.36E-16	0.322058	0.94	0.904	1.12E-11	IM1	Arpc1b
Basp11	1.25E-15	0.423142	0.27	0.108	2.20E-11	IM1	Basp1
Rpl29	1.48E-15	0.335431	0.94	0.889	2.60E-11	IM1	Rpl29

Tuba1a	2.31E-15	0.48037	0.292	0.125	4.06E-11	IM1	Tuba1a
Cfh	8.59E-15	0.273105	0.278	0.106	1.51E-10	IM1	Cfh
Sepw1	1.02E-14	0.400055	0.722	0.604	1.78E-10	IM1	Sepw1
Gng2	1.23E-14	0.439038	0.37	0.188	2.17E-10	IM1	Gng2
Igsf6	1.24E-14	0.429087	0.285	0.127	2.18E-10	IM1	Igsf6
Eid1	1.89E-14	0.438101	0.384	0.202	3.32E-10	IM1	Eid1
Lair1	1.99E-14	0.529703	0.473	0.31	3.49E-10	IM1	Lair1
Rpl12	1.16E-13	0.283557	0.972	0.96	2.03E-09	IM1	Rpl12
Tpm4	1.37E-13	0.506587	0.516	0.355	2.41E-09	IM1	Tpm4
Rpl7a	2.50E-13	0.29367	0.979	0.94	4.39E-09	IM1	Rpl7a
Atp2b1	2.88E-13	0.449105	0.676	0.568	5.06E-09	IM1	Atp2b1
Irf8	3.50E-13	0.499147	0.516	0.37	6.15E-09	IM1	Irf8
Efhd2	8.42E-13	0.417312	0.698	0.594	1.48E-08	IM1	Efhd2
Gm9843	1.16E-12	0.339034	0.822	0.725	2.04E-08	IM1	Gm9843
Man1a1	1.76E-12	0.368395	0.32	0.159	3.09E-08	IM1	Man1a
Lmo2	2.03E-12	0.325798	0.32	0.158	3.56E-08	IM1	Lmo2
Slamf9	2.36E-12	0.512871	0.488	0.329	4.14E-08	IM1	Slamf9
Tgfbi	2.63E-12	0.347504	0.822	0.715	4.61E-08	IM1	Tgfbi
Ypel3	3.00E-12	0.388239	0.605	0.469	5.26E-08	IM1	Ypel3
Il10rb	4.16E-12	0.425376	0.516	0.372	7.31E-08	IM1	Il10rb
Rab3il1	5.01E-12	0.40485	0.317	0.162	8.80E-08	IM1	Rab3il1
Rrbp1	6.12E-12	0.359172	0.815	0.75	1.07E-07	IM1	Rrbp1
Snx5	6.81E-12	0.392783	0.687	0.598	1.20E-07	IM1	Snx5
Tgfbr1	1.13E-11	0.554253	0.566	0.446	1.99E-07	IM1	Tgfbr1
Eif3f	1.32E-11	0.317822	0.772	0.712	2.32E-07	IM1	Eif3f
Ifitm3	1.58E-11	0.550974	0.388	0.221	2.77E-07	IM1	Ifitm3
Dok2	3.30E-11	0.428976	0.295	0.156	5.79E-07	IM1	Dok2
Gdi2	4.30E-11	0.310538	0.815	0.779	7.54E-07	IM1	Gdi2
Npc21	6.67E-11	0.253272	0.904	0.915	1.17E-06	IM1	Npc2
Actr3	8.10E-11	0.330639	0.808	0.778	1.42E-06	IM1	Actr3
Wnk1	1.16E-10	0.399005	0.594	0.49	2.04E-06	IM1	Wnk1
Eef1g	1.24E-10	0.364047	0.726	0.674	2.17E-06	IM1	Eef1g
Ptafr1	1.32E-10	0.28679	0.263	0.123	2.32E-06	IM1	Ptafr
Gm10073	2.13E-10	0.274773	0.929	0.931	3.74E-06	IM1	Gm10073
Rpl10-ps3	2.50E-10	0.332465	0.733	0.657	4.39E-06	IM1	Rpl10-ps3
Cd300ld	4.21E-10	0.38322	0.263	0.133	7.39E-06	IM1	Cd300ld
Mgp	6.19E-10	0.384672	0.253	0.124	1.09E-05	IM1	Mgp
Itgb5	8.80E-10	0.415461	0.402	0.275	1.54E-05	IM1	Itgb5
Mrpl52	1.04E-09	0.330772	0.68	0.599	1.83E-05	IM1	Mrpl52
Hfe	1.13E-09	0.339214	0.302	0.164	1.99E-05	IM1	Hfe
Timp21	1.52E-09	0.302743	0.509	0.352	2.68E-05	IM1	Timp2
Gltscr2	1.83E-09	0.368056	0.509	0.387	3.21E-05	IM1	Gltscr2
Acvrl1	2.00E-09	0.351418	0.274	0.147	3.51E-05	IM1	Acvrl1
Pltp	2.89E-09	0.40076	0.534	0.405	5.07E-05	IM1	Pltp
Eif3h	3.22E-09	0.32354	0.673	0.61	5.65E-05	IM1	Eif3h
Cyth4	3.47E-09	0.379681	0.523	0.409	6.10E-05	IM1	Cyth4
Csk	4.36E-09	0.326256	0.491	0.366	7.66E-05	IM1	Csk

Tnfaip8l2	7.99E-09	0.367764	0.477	0.35	0.00014	IM1	Tnfaip8l2
Igf11	1.01E-08	0.483916	0.48	0.354	0.000177	IM1	Igf1
Anxa31	1.09E-08	0.385187	0.473	0.35	0.000191	IM1	Anxa3
Tcf4	2.82E-08	0.286495	0.288	0.161	0.000496	IM1	Tcf4
Taok3	3.63E-08	0.40275	0.459	0.359	0.000637	IM1	Taok3
Cnpy3	4.13E-08	0.342367	0.26	0.149	0.000726	IM1	Cnpy3
Ywhah	4.62E-08	0.318504	0.733	0.704	0.000812	IM1	Ywhah
Emp3	7.39E-08	0.335205	0.73	0.691	0.001297	IM1	Emp3
Mef2a	1.03E-07	0.39118	0.484	0.386	0.001803	IM1	Mef2a
Cox7a2l	1.17E-07	0.319457	0.801	0.772	0.002061	IM1	Cox7a2l
Commd8	1.33E-07	0.312348	0.388	0.272	0.002333	IM1	Commd8
Sec14l1	1.36E-07	0.320604	0.313	0.199	0.002394	IM1	Sec14l1
Ifngr2	1.54E-07	0.296832	0.377	0.259	0.002708	IM1	Ifngr2
Zfos1	2.21E-07	0.346576	0.416	0.301	0.003888	IM1	Zfos1
Wasf2	3.88E-07	0.331746	0.445	0.347	0.006805	IM1	Wasf2
Junb	4.75E-07	0.283067	0.662	0.612	0.008342	IM1	Junb
Nrros	5.24E-07	0.3234	0.409	0.308	0.009208	IM1	Nrros
Smim14	5.61E-07	0.375826	0.498	0.413	0.009845	IM1	Smim14
Rab7b1	6.18E-07	0.318314	0.281	0.174	0.010852	IM1	Rab7b
Crlf3	7.41E-07	0.297415	0.367	0.253	0.013005	IM1	Crlf3
Ncf4	8.03E-07	0.309607	0.324	0.214	0.014097	IM1	Ncf4
Pmepa1	1.11E-06	0.416341	0.342	0.234	0.019462	IM1	Pmepa1
Tsc22d4	1.22E-06	0.34165	0.409	0.31	0.021438	IM1	Tsc22d4
Ppib	1.23E-06	0.302058	0.616	0.56	0.021648	IM1	Ppib
Frmd4b	1.30E-06	0.335734	0.27	0.167	0.022888	IM1	Frmd4b
Rpl6l	1.52E-06	0.327388	0.331	0.233	0.026645	IM1	Rpl6l
Gpi1	1.68E-06	0.30748	0.573	0.513	0.029515	IM1	Gpi1
Clec4a2	1.83E-06	0.325135	0.559	0.476	0.032055	IM1	Clec4a2
Hnrnpa1	3.96E-06	0.288289	0.438	0.348	0.069608	IM1	Hnrnpa1
Itm2c	4.16E-06	0.275297	0.573	0.524	0.073006	IM1	Itm2c
Tsc22d3	4.22E-06	0.313448	0.58	0.493	0.074093	IM1	Tsc22d3
Trem21	4.81E-06	0.285638	0.495	0.4	0.084535	IM1	Trem2
Foxp1	5.00E-06	0.344936	0.384	0.287	0.087878	IM1	Foxp1
Ppp1r21	5.04E-06	0.313445	0.253	0.16	0.088524	IM1	Ppp1r21
Rpl23a-ps3	5.19E-06	0.308147	0.562	0.51	0.091164	IM1	Rpl23a-ps3
Jun	6.65E-06	0.38208	0.463	0.382	0.116837	IM1	Jun
Btg2	7.26E-06	0.392299	0.434	0.355	0.127431	IM1	Btg2
Trim47	1.10E-05	0.301665	0.26	0.171	0.193944	IM1	Trim47
P2rx41	1.14E-05	0.269865	0.356	0.263	0.200588	IM1	P2rx4
Gm2a	1.23E-05	0.285897	0.651	0.654	0.21654	IM1	Gm2a
Nisch	1.27E-05	0.253864	0.367	0.269	0.223137	IM1	Nisch
Pold4	1.86E-05	0.305965	0.459	0.392	0.326769	IM1	Pold4
Gm26740	1.97E-05	0.290353	0.285	0.195	0.345984	IM1	Gm26740
Tm6sf1	2.00E-05	0.281749	0.594	0.572	0.350666	IM1	Tm6sf1
Inpp5d	2.71E-05	0.298865	0.377	0.301	0.475873	IM1	Inpp5d
Pip4k2a	3.14E-05	0.271563	0.324	0.236	0.551349	IM1	Pip4k2a
H2afv	3.37E-05	0.330351	0.377	0.298	0.591014	IM1	H2afv

Ifnar2	3.62E-05	0.327516	0.306	0.226	0.635675	IM1	Ifnar2
Necap2	5.27E-05	0.281694	0.324	0.234	0.925805	IM1	Necap2
5031439G(	5.47E-05	0.258642	0.338	0.254	0.961016	IM1	5031439G07Rik
Dek	9.06E-05	0.255536	0.409	0.338	1	IM1	Dek
Zfp36	0.000102	0.309887	0.48	0.424	1	IM1	Zfp36
Psmb8	0.000115	0.251795	0.537	0.501	1	IM1	Psmb8
Dusp6	0.000133	0.295986	0.278	0.2	1	IM1	Dusp6
Kdm7a	0.000203	0.27394	0.274	0.195	1	IM1	Kdm7a
Tmem55b	0.000232	0.271429	0.317	0.248	1	IM1	Tmem55b
Cmtm3	0.000333	0.250327	0.331	0.265	1	IM1	Cmtm3
Gm11808	0.000496	0.277424	0.388	0.334	1	IM1	Gm11808
Rtcb	0.000513	0.298364	0.331	0.269	1	IM1	Rtcb
Sdf2l1	0.001023	0.312083	0.505	0.489	1	IM1	Sdf2l1
Git2	0.001276	0.250225	0.367	0.309	1	IM1	Git2
Fam105a	0.001714	0.261358	0.516	0.486	1	IM1	Fam105a
Ier3	0.001836	0.330379	0.253	0.197	1	IM1	Ier3
Eif4ebp1	0.002064	0.250005	0.363	0.316	1	IM1	Eif4ebp1
Retnla1	0.002126	0.955855	0.388	0.362	1	IM1	Retnla
Svbp	0.00239	0.263005	0.359	0.315	1	IM1	Svbp
Gdpd3	0.003967	0.272801	0.256	0.206	1	IM1	Gdpd3
Rac2	0.004236	0.309586	0.48	0.478	1	IM1	Rac2
Folr2	2.95E-262	1.934141	0.668	0.007	5.19E-258	IM2	Folr2
F13a1	1.93E-247	2.262034	0.774	0.029	3.40E-243	IM2	F13a1
Maf2	4.91E-228	2.297917	0.953	0.09	8.63E-224	IM2	Maf
Igfbp4	2.07E-227	1.991327	0.847	0.056	3.64E-223	IM2	Igfbp4
Cd163	1.63E-226	1.738309	0.568	0.005	2.86E-222	IM2	Cd163
Stab11	1.30E-209	2.044268	0.889	0.079	2.29E-205	IM2	Stab1
Pf41	3.01E-192	2.825566	0.984	0.152	5.29E-188	IM2	Pf4
Gas6	6.65E-181	1.646698	0.695	0.046	1.17E-176	IM2	Gas6
Ninj1	3.36E-168	2.028107	0.853	0.113	5.90E-164	IM2	Ninj1
Fcrls1	2.47E-163	1.694728	0.726	0.064	4.34E-159	IM2	Fcrls
C1qc1	3.32E-151	2.033241	1	0.21	5.84E-147	IM2	C1qc
Cfh1	9.64E-151	1.571943	0.711	0.071	1.69E-146	IM2	Cfh
C1qa1	7.08E-145	2.081526	1	0.225	1.24E-140	IM2	C1qa
Vcam1	5.57E-140	1.438725	0.505	0.025	9.78E-136	IM2	Vcam1
C1qb1	4.35E-137	1.884445	1	0.221	7.64E-133	IM2	C1qb
Ccl8	5.54E-137	3.132639	0.568	0.043	9.73E-133	IM2	Ccl8
Apoe1	3.83E-126	2.629009	1	0.365	6.73E-122	IM2	Apoe
Tmem176b	2.62E-125	1.732583	0.947	0.211	4.60E-121	IM2	Tmem176b
Hpgd1	2.04E-112	1.262437	0.689	0.095	3.59E-108	IM2	Hpgd
Aif11	4.60E-111	1.425687	0.789	0.136	8.07E-107	IM2	Aif1
Pla2g2d	3.60E-109	1.235809	0.353	0.012	6.33E-105	IM2	Pla2g2d
Sepp11	1.35E-106	2.173215	1	0.78	2.37E-102	IM2	Sepp1
Mafb1	2.46E-106	1.476554	0.874	0.2	4.31E-102	IM2	Mafb
Tmem176a	3.65E-106	1.546566	0.826	0.173	6.41E-102	IM2	Tmem176a
Csf1r1	2.47E-105	1.71975	0.968	0.414	4.34E-101	IM2	Csf1r
Ms4a6b1	5.32E-105	1.328855	0.589	0.072	9.35E-101	IM2	Ms4a6b

Mef2c1	2.28E-104	1.325645	0.716	0.12	4.00E-100	IM2	Mef2c
Marcks1	1.09E-102	1.413384	0.853	0.205	1.91E-98	IM2	Marcks
Marcksl1	2.88E-102	1.297724	0.511	0.05	5.06E-98	IM2	Marcksl1
Itm2b	4.91E-100	1.214057	1	0.993	8.61E-96	IM2	Itm2b
Ccl12	4.27E-99	1.346956	0.426	0.029	7.49E-95	IM2	Ccl12
Ms4a71	4.88E-91	1.288561	0.816	0.197	8.57E-87	IM2	Ms4a7
Cst31	6.63E-90	1.379659	1	0.957	1.16E-85	IM2	Cst3
Fxyd2	5.70E-88	1.055577	0.405	0.032	1.00E-83	IM2	Fxyd2
Cd4	2.61E-85	0.75896	0.274	0.009	4.58E-81	IM2	Cd4
Ifitm21	4.50E-83	1.38599	0.879	0.34	7.90E-79	IM2	Ifitm2
Cx3cr11	9.06E-83	1.381974	0.695	0.14	1.59E-78	IM2	Cx3cr1
Serinc31	1.33E-82	1.326697	0.979	0.707	2.34E-78	IM2	Serinc3
Cd38	1.85E-81	0.891834	0.311	0.017	3.26E-77	IM2	Cd38
Gpr34	1.89E-77	1.066844	0.458	0.056	3.32E-73	IM2	Gpr34
Cp	2.13E-76	0.797743	0.316	0.02	3.74E-72	IM2	Cp
Ly6e	1.84E-75	1.583037	0.926	0.642	3.24E-71	IM2	Ly6e
Pmp22	3.91E-75	0.967265	0.416	0.046	6.87E-71	IM2	Pmp22
Ptpn181	2.15E-74	1.290061	0.816	0.292	3.77E-70	IM2	Ptpn18
Lyve1	4.94E-73	1.051156	0.289	0.017	8.68E-69	IM2	Lyve1
Smagp	4.32E-72	0.92642	0.437	0.056	7.58E-68	IM2	Smagp
Ms4a6c1	4.68E-70	1.243668	0.737	0.238	8.22E-66	IM2	Ms4a6c
Clec4a11	2.47E-69	1.042181	0.553	0.105	4.35E-65	IM2	Clec4a1
Rgs101	1.33E-68	1.14594	0.874	0.36	2.34E-64	IM2	Rgs10
Zfp36l11	1.61E-68	1.327025	0.795	0.31	2.82E-64	IM2	Zfp36l1
Malat11	5.64E-68	0.788488	1	0.998	9.90E-64	IM2	Malat1
C3ar11	1.89E-67	1.047341	0.568	0.113	3.32E-63	IM2	C3ar1
St3gal6	2.44E-65	0.826455	0.353	0.036	4.29E-61	IM2	St3gal6
Stard8	4.81E-65	0.947925	0.395	0.051	8.45E-61	IM2	Stard8
Cbr2	4.18E-64	1.412187	0.737	0.283	7.35E-60	IM2	Cbr2
Ctla2b	1.48E-63	0.69908	0.258	0.015	2.60E-59	IM2	Ctla2b
Rnase4	3.60E-60	1.160673	0.747	0.289	6.31E-56	IM2	Rnase4
Lifr	8.92E-59	0.851249	0.358	0.043	1.57E-54	IM2	Lifr
B4galt6	2.81E-57	0.864691	0.389	0.056	4.93E-53	IM2	B4galt6
Hpgds	1.11E-54	0.796385	0.389	0.059	1.95E-50	IM2	Hpgds
Mgl21	1.47E-54	0.939875	0.537	0.113	2.58E-50	IM2	Mgl2
Tcf41	9.48E-54	1.050949	0.547	0.141	1.66E-49	IM2	Tcf4
Pla2g71	1.10E-53	0.970125	0.553	0.136	1.94E-49	IM2	Pla2g7
Pid11	9.18E-53	1.024344	0.7	0.253	1.61E-48	IM2	Pid1
Rnf150	2.23E-52	0.621044	0.253	0.021	3.92E-48	IM2	Rnf150
Fyb1	2.25E-51	0.813922	0.542	0.127	3.96E-47	IM2	Fyb
Fam213b	4.56E-51	0.704452	0.3	0.035	8.01E-47	IM2	Fam213b
Ly861	1.36E-50	0.938077	0.679	0.226	2.38E-46	IM2	Ly86
Gpr651	1.58E-50	0.914886	0.463	0.095	2.77E-46	IM2	Gpr65
Lst11	8.06E-50	1.011232	0.768	0.35	1.41E-45	IM2	Lst1
Wwp1	1.33E-49	1.038164	0.484	0.118	2.33E-45	IM2	Wwp1
Ifitm31	1.63E-49	1.311658	0.611	0.207	2.85E-45	IM2	Ifitm3
Rps291	9.45E-49	0.541881	1	0.999	1.66E-44	IM2	Rps29

Timp22	3.68E-47	1.018655	0.732	0.337	6.47E-43	IM2	Timp2
Cxcl161	5.36E-47	0.822481	0.7	0.228	9.40E-43	IM2	Cxcl16
Lgmn2	8.22E-47	0.847286	0.953	0.682	1.44E-42	IM2	Lgmn
P2ry61	8.60E-47	0.911977	0.695	0.272	1.51E-42	IM2	P2ry6
Sesn1	3.94E-46	0.762492	0.326	0.048	6.92E-42	IM2	Sesn1
Pltp1	3.24E-44	1.026498	0.758	0.389	5.70E-40	IM2	Pltp
Hfe1	1.08E-43	0.955079	0.511	0.15	1.90E-39	IM2	Hfe
Rassf21	1.92E-43	0.823833	0.416	0.091	3.38E-39	IM2	Rassf2
Pea15a1	2.73E-43	0.939196	0.637	0.248	4.79E-39	IM2	Pea15a
Cltc	5.51E-43	0.906571	0.879	0.665	9.67E-39	IM2	Cltc
Ctsb1	5.78E-42	0.698868	1	0.962	1.02E-37	IM2	Ctsb
Adgre11	1.26E-41	1.012241	0.789	0.47	2.22E-37	IM2	Adgre1
Tspan3	1.96E-41	0.802775	0.353	0.068	3.45E-37	IM2	Tspan3
Gas71	2.16E-41	0.831377	0.368	0.072	3.80E-37	IM2	Gas7
Dab2	1.14E-40	0.931895	0.879	0.711	1.99E-36	IM2	Dab2
Sash1	9.27E-40	0.699449	0.295	0.047	1.63E-35	IM2	Sash1
Ophn1	2.00E-38	0.572341	0.263	0.037	3.51E-34	IM2	Ophn1
Ifi27l2a1	9.84E-38	1.242307	0.674	0.309	1.73E-33	IM2	Ifi27l2a
Trf	1.13E-37	0.946902	0.905	0.796	1.99E-33	IM2	Trf
Adap21	2.85E-37	0.741488	0.395	0.096	5.00E-33	IM2	Adap2
Ctsc	2.90E-36	0.615003	0.968	0.877	5.08E-32	IM2	Ctsc
Apobec3	2.00E-35	0.796211	0.395	0.103	3.51E-31	IM2	Apobec3
Ehd41	4.40E-35	0.946224	0.621	0.296	7.72E-31	IM2	Ehd4
Adam33	4.47E-35	0.722164	0.258	0.04	7.84E-31	IM2	Adam33
Itsn1	7.41E-35	0.636059	0.316	0.063	1.30E-30	IM2	Itsn1
Cd831	1.12E-34	0.839468	0.474	0.145	1.96E-30	IM2	Cd83
Unc93b11	6.38E-34	0.790893	0.795	0.529	1.12E-29	IM2	Unc93b1
Cd811	9.23E-33	0.727672	0.847	0.592	1.62E-28	IM2	Cd81
Slc9a9	6.25E-32	0.694191	0.274	0.052	1.10E-27	IM2	Slc9a9
Sdc41	6.90E-32	0.717697	0.363	0.091	1.21E-27	IM2	Sdc4
Slc11a11	3.90E-31	0.637284	0.363	0.092	6.85E-27	IM2	Slc11a1
Tsc22d31	5.09E-31	0.94069	0.747	0.48	8.94E-27	IM2	Tsc22d3
Igf12	9.78E-31	0.880682	0.674	0.34	1.72E-26	IM2	Igf1
Cfp	7.87E-30	0.983924	0.568	0.273	1.38E-25	IM2	Cfp
Limd2	8.29E-30	0.731453	0.337	0.085	1.46E-25	IM2	Limd2
Cd741	9.88E-30	0.76461	0.879	0.68	1.74E-25	IM2	Cd74
Epsti11	1.33E-29	0.651626	0.374	0.103	2.33E-25	IM2	Epsti1
Blvrb	2.23E-29	0.858817	0.695	0.426	3.91E-25	IM2	Blvrb
Lmo21	9.01E-29	0.752023	0.442	0.153	1.58E-24	IM2	Lmo2
Bmyc1	2.84E-28	0.595671	0.311	0.072	4.99E-24	IM2	Bmyc
H2-Eb11	6.82E-27	0.864667	0.732	0.405	1.20E-22	IM2	H2-Eb1
Ap1b1	9.04E-27	0.695238	0.421	0.147	1.59E-22	IM2	Ap1b1
Pou2f21	1.24E-26	0.591864	0.332	0.084	2.19E-22	IM2	Pou2f2
Fgd21	2.32E-26	0.551543	0.253	0.051	4.08E-22	IM2	Fgd2
Ang	3.35E-26	0.689478	0.337	0.097	5.89E-22	IM2	Ang
H2-Aa1	4.14E-25	0.897992	0.758	0.472	7.28E-21	IM2	H2-Aa
Ntpcr1	5.84E-25	0.689287	0.421	0.154	1.02E-20	IM2	Ntpcr

Ptafr2	1.22E-24	0.613043	0.374	0.118	2.15E-20	IM2	Ptafr
Slco2b1	1.39E-24	0.729976	0.479	0.211	2.45E-20	IM2	Slco2b1
Bin1	1.41E-24	0.756747	0.416	0.159	2.47E-20	IM2	Bin1
Il10rb1	8.15E-24	0.71436	0.632	0.367	1.43E-19	IM2	Il10rb
Frmd4b1	1.64E-23	0.728945	0.411	0.158	2.88E-19	IM2	Frmd4b
Tmem371	2.29E-23	0.548105	0.274	0.067	4.03E-19	IM2	Tmem37
Tns3	2.44E-23	0.549258	0.295	0.079	4.29E-19	IM2	Tns3
H2-Ab11	2.57E-23	0.753902	0.779	0.525	4.51E-19	IM2	H2-Ab1
Man1a2	2.72E-23	0.711709	0.416	0.157	4.78E-19	IM2	Man1a
Itgam1	4.84E-23	0.62771	0.332	0.099	8.50E-19	IM2	Itgam
Zfhx31	1.16E-22	0.740666	0.432	0.171	2.04E-18	IM2	Zfhx3
Nisch1	1.49E-22	0.749263	0.516	0.258	2.62E-18	IM2	Nisch
Spred1	2.02E-22	0.585596	0.284	0.078	3.54E-18	IM2	Spred1
Prkcb1	3.89E-22	0.57697	0.289	0.079	6.83E-18	IM2	Prkcb
Abca1	3.91E-22	0.69713	0.611	0.344	6.86E-18	IM2	Abca1
Tifa1	5.65E-22	0.613617	0.311	0.093	9.93E-18	IM2	Tifa
Gna12	1.18E-21	0.658274	0.384	0.143	2.07E-17	IM2	Gna12
Rab3il11	1.26E-21	0.690579	0.405	0.161	2.21E-17	IM2	Rab3il1
Eid11	3.46E-20	0.645028	0.453	0.204	6.07E-16	IM2	Eid1
Plekho11	3.55E-20	0.591512	0.405	0.157	6.24E-16	IM2	Plekho1
Lrp6	5.84E-20	0.613016	0.321	0.11	1.02E-15	IM2	Lrp6
Lpcat21	2.10E-19	0.514028	0.3	0.094	3.69E-15	IM2	Lpcat2
Mgp1	3.21E-19	0.740829	0.337	0.121	5.64E-15	IM2	Mgp
Hexa	5.46E-19	0.546095	0.863	0.807	9.58E-15	IM2	Hexa
Blnk1	5.81E-19	0.461169	0.3	0.093	1.02E-14	IM2	Blnk
Fcgrt	1.14E-18	0.759943	0.7	0.518	2.00E-14	IM2	Fcgrt
Rab11fip5	6.67E-18	0.631644	0.316	0.116	1.17E-13	IM2	Rab11fip5
Eps15	1.00E-17	0.71143	0.4	0.185	1.76E-13	IM2	Eps15
Nrp1	1.04E-17	0.672806	0.553	0.349	1.82E-13	IM2	Nrp1
Nfkbia	1.35E-17	0.656665	0.605	0.389	2.37E-13	IM2	Nfkbia
Bst2	1.35E-17	0.658351	0.547	0.349	2.37E-13	IM2	Bst2
Snx51	3.98E-17	0.548954	0.732	0.598	6.99E-13	IM2	Snx5
Fcgr31	4.98E-17	0.558985	0.805	0.711	8.74E-13	IM2	Fcgr3
Wfdc171	9.73E-17	0.681334	0.795	0.601	1.71E-12	IM2	Wfdc17
Ier31	1.33E-16	0.708404	0.4	0.185	2.33E-12	IM2	Ier3
Kctd121	1.50E-16	0.630838	0.579	0.374	2.63E-12	IM2	Kctd12
Hexb1	1.62E-16	0.590906	0.647	0.444	2.85E-12	IM2	Hexb
Rpl18a1	2.36E-16	0.294957	1	0.988	4.14E-12	IM2	Rpl18a
Aldh2	2.85E-16	0.576469	0.537	0.335	5.01E-12	IM2	Aldh2
Ckb1	3.20E-16	0.449066	0.295	0.099	5.62E-12	IM2	Ckb
Rps151	3.96E-16	0.271647	1	0.988	6.95E-12	IM2	Rps15
Fam46a1	4.83E-16	0.7045	0.537	0.337	8.48E-12	IM2	Fam46a
Gatm1	4.83E-16	0.525411	0.374	0.151	8.49E-12	IM2	Gatm
Cmtm6	2.10E-15	0.57023	0.437	0.23	3.69E-11	IM2	Cmtm6
Cd141	2.30E-15	0.666645	0.447	0.23	4.04E-11	IM2	Cd14
Zeb2os	2.61E-15	0.51335	0.295	0.11	4.59E-11	IM2	Zeb2os
AB124611	2.90E-15	0.484466	0.258	0.087	5.09E-11	IM2	AB124611

Fcgr1	5.30E-15	0.520831	0.332	0.14	9.30E-11	IM2	Fcgr1
C5ar11	7.07E-15	0.596303	0.658	0.462	1.24E-10	IM2	C5ar1
Ifngr11	8.54E-15	0.588419	0.642	0.502	1.50E-10	IM2	Ifngr1
Myo5a1	2.72E-14	0.619692	0.389	0.199	4.78E-10	IM2	Myo5a
Prkacb	6.50E-14	0.523908	0.295	0.12	1.14E-09	IM2	Prkacb
Cd931	8.77E-14	0.620717	0.368	0.181	1.54E-09	IM2	Cd93
Cd632	8.95E-14	0.285261	0.947	0.707	1.57E-09	IM2	Cd63
Mfsd11	1.70E-13	0.535046	0.289	0.119	2.98E-09	IM2	Mfsd11
Grn	1.96E-13	0.393383	0.911	0.873	3.44E-09	IM2	Grn
Rpl27a1	2.48E-13	0.265091	1	0.99	4.35E-09	IM2	Rpl27a
Sepw11	2.56E-13	0.512579	0.721	0.609	4.49E-09	IM2	Sepw1
Fcgr2b1	2.64E-13	0.573328	0.689	0.518	4.63E-09	IM2	Fcgr2b
Hmha11	2.72E-13	0.53762	0.526	0.353	4.78E-09	IM2	Hmha1
Card191	3.11E-13	0.593471	0.384	0.2	5.47E-09	IM2	Card19
Scgb1a1	4.28E-13	0.343586	1	1	7.51E-09	IM2	Scgb1a1
Dse	4.61E-13	0.532544	0.4	0.214	8.10E-09	IM2	Dse
Dusp61	5.43E-13	0.571927	0.379	0.193	9.53E-09	IM2	Dusp6
Ptprj	6.46E-13	0.575017	0.316	0.143	1.13E-08	IM2	Ptprj
Mndal	9.00E-13	0.487203	0.284	0.118	1.58E-08	IM2	Mndal
Tcn2	1.22E-12	0.578326	0.442	0.267	2.15E-08	IM2	Tcn2
Clec12a1	1.23E-12	0.541804	0.347	0.165	2.15E-08	IM2	Clec12a
Mrfap1	1.46E-12	0.513598	0.711	0.631	2.57E-08	IM2	Mrfap1
Arl4c1	2.79E-12	0.553914	0.3	0.129	4.89E-08	IM2	Arl4c
Vsir1	3.46E-12	0.614278	0.547	0.392	6.08E-08	IM2	Vsir
Tnfaip8l21	5.51E-12	0.567133	0.511	0.353	9.68E-08	IM2	Tnfaip8l2
Plxnb2	6.24E-12	0.476751	0.316	0.148	1.10E-07	IM2	Plxnb2
Ccl92	9.37E-12	0.364379	0.658	0.421	1.64E-07	IM2	Ccl9
Junb1	1.32E-11	0.512479	0.689	0.612	2.32E-07	IM2	Junb
Clta	1.41E-11	0.312286	0.932	0.921	2.48E-07	IM2	Clta
Cmtm71	2.25E-11	0.482905	0.447	0.265	3.95E-07	IM2	Cmtm7
Bcl10	2.58E-11	0.531898	0.395	0.224	4.52E-07	IM2	Bcl10
Calm2	2.69E-11	0.382912	0.826	0.787	4.72E-07	IM2	Calm2
Nrros1	3.92E-11	0.579518	0.474	0.306	6.88E-07	IM2	Nrros
Glul	4.76E-11	0.426456	0.737	0.64	8.36E-07	IM2	Glul
Ifnar21	6.59E-11	0.498105	0.389	0.222	1.16E-06	IM2	Ifnar2
Ctsh1	8.97E-11	0.325611	0.858	0.805	1.57E-06	IM2	Ctsh
Tmcc1	1.09E-10	0.617766	0.547	0.423	1.91E-06	IM2	Tmcc1
Trem22	2.28E-10	0.543395	0.547	0.4	4.01E-06	IM2	Trem2
Atox11	4.32E-10	0.31701	0.895	0.902	7.58E-06	IM2	Atox1
Ypel31	4.33E-10	0.530441	0.595	0.477	7.60E-06	IM2	Ypel3
Mrc1	4.75E-10	0.435651	0.911	0.868	8.34E-06	IM2	Mrc1
P2rx42	6.21E-10	0.529345	0.416	0.261	1.09E-05	IM2	P2rx4
Cnpy31	7.26E-10	0.427158	0.3	0.15	1.27E-05	IM2	Cnpy3
Wnk11	8.43E-10	0.486069	0.6	0.494	1.48E-05	IM2	Wnk1
Cd37	9.08E-10	0.542222	0.289	0.146	1.59E-05	IM2	Cd37
Rpl33	1.28E-09	0.282601	0.926	0.935	2.24E-05	IM2	Rpl3
Rbpj1	1.35E-09	0.481948	0.358	0.202	2.37E-05	IM2	Rbpj

Rhob	1.99E-09	0.482306	0.437	0.284	3.49E-05	IM2	Rhob
Dennd5a	2.24E-09	0.471539	0.332	0.186	3.93E-05	IM2	Dennd5a
Pld41	2.78E-09	0.438049	0.611	0.493	4.89E-05	IM2	Pld4
Zeb2	3.59E-09	0.406726	0.7	0.639	6.31E-05	IM2	Zeb2
Man2b1	5.85E-09	0.541787	0.542	0.446	0.000103	IM2	Man2b1
Efhd21	6.53E-09	0.389564	0.679	0.601	0.000115	IM2	Efhd2
Bri3	6.59E-09	0.373618	0.768	0.733	0.000116	IM2	Bri3
Cnn21	6.66E-09	0.39866	0.3	0.154	0.000117	IM2	Cnn2
Apobec11	8.64E-09	0.507926	0.342	0.195	0.000152	IM2	Apobec1
Npc22	1.53E-08	0.269957	0.911	0.914	0.000269	IM2	Npc2
Rap1b	1.63E-08	0.346562	0.732	0.692	0.000287	IM2	Rap1b
Manbal	1.73E-08	0.362796	0.258	0.126	0.000304	IM2	Manbal
Ap2a2	1.96E-08	0.544363	0.516	0.405	0.000344	IM2	Ap2a2
Erp29	2.05E-08	0.358013	0.742	0.701	0.000359	IM2	Erp29
Mef2a1	2.33E-08	0.418543	0.511	0.388	0.000409	IM2	Mef2a
Fos	3.18E-08	0.468059	0.716	0.658	0.000558	IM2	Fos
Tmem261	4.12E-08	0.476974	0.347	0.216	0.000724	IM2	Tmem261
Atp2b11	4.23E-08	0.510908	0.626	0.579	0.000743	IM2	Atp2b1
Cyth41	4.95E-08	0.458717	0.516	0.415	0.000869	IM2	Cyth4
Rnf19b1	5.75E-08	0.417065	0.279	0.149	0.00101	IM2	Rnf19b
Ifngr21	7.40E-08	0.474876	0.384	0.264	0.001299	IM2	Ifngr2
Ccdc50	8.52E-08	0.386198	0.311	0.181	0.001496	IM2	Ccdc50
Zfp361	1.06E-07	0.439671	0.526	0.422	0.001855	IM2	Zfp36
Sep-15	1.64E-07	0.351427	0.695	0.678	0.002878	IM2	Sep-15
Eef1g1	2.00E-07	0.323907	0.726	0.677	0.003513	IM2	Eef1g
Inpp5d1	2.19E-07	0.41063	0.416	0.301	0.003853	IM2	Inpp5d
Slc43a2	3.51E-07	0.46606	0.358	0.241	0.00616	IM2	Slc43a2
Snx6	6.09E-07	0.4929	0.347	0.234	0.010688	IM2	Snx6
Lair11	6.96E-07	0.429963	0.437	0.321	0.012215	IM2	Lair1
Sft2d2	1.13E-06	0.445841	0.258	0.147	0.019901	IM2	Sft2d2
Nfic	1.67E-06	0.39238	0.321	0.203	0.029367	IM2	Nfic
Tmem55b1	1.79E-06	0.400207	0.358	0.247	0.031393	IM2	Tmem55b
Cd300ld1	1.98E-06	0.354145	0.253	0.141	0.034809	IM2	Cd300ld
Tuba1a1	2.08E-06	0.327107	0.253	0.137	0.036491	IM2	Tuba1a
Evi2a1	2.12E-06	0.403518	0.405	0.294	0.037262	IM2	Evi2a
AI607873	2.20E-06	0.452416	0.395	0.288	0.038636	IM2	AI607873
Kdm7a1	2.25E-06	0.397516	0.316	0.194	0.039454	IM2	Kdm7a
Cyfip1	2.45E-06	0.389323	0.484	0.4	0.042999	IM2	Cyfip1
Ly96	2.65E-06	0.429398	0.268	0.162	0.046496	IM2	Ly96
Hacd4	7.21E-06	0.371836	0.384	0.281	0.126562	IM2	Hacd4
Gng21	9.84E-06	0.377876	0.311	0.203	0.172793	IM2	Gng2
Btg21	1.05E-05	0.335465	0.447	0.357	0.18488	IM2	Btg2
Sec14l11	1.08E-05	0.410032	0.311	0.205	0.18984	IM2	Sec14l1
Ptp4a2	1.21E-05	0.25331	0.679	0.673	0.212654	IM2	Ptp4a2
Trim471	1.36E-05	0.324042	0.279	0.173	0.238905	IM2	Trim47
Dek1	1.55E-05	0.390883	0.421	0.34	0.272021	IM2	Dek
Irf81	1.95E-05	0.381389	0.458	0.383	0.343284	IM2	Irf8

Tgfbr2	2.31E-05	0.328749	0.584	0.555	0.405297	IM2	Tgfbr2
Stard3nl	2.44E-05	0.358442	0.342	0.249	0.429017	IM2	Stard3nl
Gm267401	2.66E-05	0.341313	0.3	0.198	0.466531	IM2	Gm26740
Sbf2	3.65E-05	0.446605	0.258	0.167	0.64051	IM2	Sbf2
Ssh2	5.30E-05	0.350151	0.432	0.343	0.931336	IM2	Ssh2
Eps81	6.55E-05	0.41774	0.263	0.172	1	IM2	Eps8
Tln1	7.41E-05	0.307102	0.542	0.481	1	IM2	Tln1
Il6ra	8.63E-05	0.381055	0.411	0.325	1	IM2	Il6ra
Gmfg	9.47E-05	0.305625	0.521	0.458	1	IM2	Gmfg
Snx3	9.82E-05	0.274049	0.705	0.702	1	IM2	Snx3
Tm6sf11	0.000112	0.342184	0.579	0.574	1	IM2	Tm6sf1
Sumo3	0.000125	0.325842	0.395	0.316	1	IM2	Sumo3
Adam15	0.000129	0.39652	0.321	0.241	1	IM2	Adam15
Ctdsp2	0.000145	0.318358	0.279	0.19	1	IM2	Ctdsp2
Tmem59	0.000227	0.277416	0.574	0.542	1	IM2	Tmem59
Gm98431	0.000256	0.257917	0.705	0.742	1	IM2	Gm9843
Tpm3	0.000303	0.264698	0.605	0.605	1	IM2	Tpm3
Fli1	0.000311	0.327928	0.3	0.219	1	IM2	Fli1
Park7	0.000389	0.315515	0.447	0.405	1	IM2	Park7
PISD	0.000436	0.453806	0.395	0.342	1	IM2	PISD
Ap2s1	0.000437	0.290493	0.579	0.568	1	IM2	Ap2s1
Epn1	0.00047	0.309968	0.384	0.307	1	IM2	Epn1
Ncf41	0.000478	0.301872	0.3	0.222	1	IM2	Ncf4
Snx2	0.000505	0.438274	0.411	0.36	1	IM2	Snx2
Anxa32	0.000559	0.342718	0.426	0.361	1	IM2	Anxa3
Tmem86a	0.000756	0.331322	0.279	0.206	1	IM2	Tmem86a
Pepd	0.000787	0.40233	0.316	0.259	1	IM2	Pepd
Cuedc2	0.000835	0.350181	0.289	0.223	1	IM2	Cuedc2
Foxp11	0.000923	0.378526	0.358	0.294	1	IM2	Foxp1
Higd2a	0.000954	0.369578	0.505	0.515	1	IM2	Higd2a
Fnbp1	0.000968	0.275824	0.374	0.305	1	IM2	Fnbp1
Dynll2	0.001251	0.361345	0.279	0.213	1	IM2	Dynll2
Emp31	0.001355	0.263072	0.663	0.7	1	IM2	Emp3
Prcp	0.001361	0.261923	0.589	0.589	1	IM2	Prcp
Pkig	0.001397	0.30832	0.389	0.335	1	IM2	Pkig
Irf51	0.001512	0.289271	0.253	0.177	1	IM2	Irf5
Smim10l1	0.00158	0.275735	0.274	0.199	1	IM2	Smim10l1
Pura	0.001685	0.302707	0.305	0.238	1	IM2	Pura
Itm2c1	0.001733	0.258995	0.547	0.529	1	IM2	Itm2c
Ogt	0.001761	0.310983	0.342	0.28	1	IM2	Ogt
Necap21	0.001862	0.31778	0.305	0.24	1	IM2	Necap2
Uba521	0.002247	0.269833	0.779	0.789	1	IM2	Uba52
Ehd1	0.00248	0.369292	0.279	0.218	1	IM2	Ehd1
Scpep11	0.002579	0.318075	0.311	0.251	1	IM2	Scpep1
Pmepa11	0.002609	0.372224	0.311	0.242	1	IM2	Pmepa1
Mcfd21	0.002646	0.288221	0.311	0.242	1	IM2	Mcfd2
Man1c1	0.0031	0.305468	0.268	0.209	1	IM2	Man1c1

Cmtm31	0.003584	0.305211	0.326	0.269	1	IM2	Cmtm3
Sptssa	0.00381	0.291159	0.453	0.449	1	IM2	Sptssa
Raly	0.005035	0.277669	0.432	0.399	1	IM2	Raly
Maf1	0.00516	0.320592	0.295	0.243	1	IM2	Maf1
Tsc22d41	0.006264	0.281641	0.358	0.32	1	IM2	Tsc22d4
Tnfsf121	0.008655	0.289203	0.311	0.261	1	IM2	Tnfsf12
Smim15	0.009982	0.289863	0.253	0.206	1	IM2	Smim15

	p_val	avg_logFC	pct.1	pct.2	p_val_adj	cluster	gene
Cd74	5.34E-121	1.509587	0.99	0.382	9.38E-117	B cells-1	Cd74
H2-Aa	1.86E-118	1.53081	0.945	0.308	3.27E-114	B cells-1	H2-Aa
H2-Eb1	1.18E-113	1.481362	0.925	0.274	2.08E-109	B cells-1	H2-Eb1
Cd79a	5.22E-110	1.472201	0.88	0.105	9.16E-106	B cells-1	Cd79a
Ebf1	1.35E-106	1.352824	0.889	0.178	2.38E-102	B cells-1	Ebf1
Mef2c	4.34E-103	1.608585	0.82	0.261	7.63E-99	B cells-1	Mef2c
H2-Ab1	1.17E-99	1.34164	0.903	0.306	2.05E-95	B cells-1	H2-Ab1
Cd79b	6.31E-98	1.234504	0.821	0.118	1.11E-93	B cells-1	Cd79b
Rps27	9.32E-94	0.822264	1	0.992	1.64E-89	B cells-1	Rps27
Gm43603	2.16E-90	1.829695	0.703	0.067	3.79E-86	B cells-1	Gm43603
Rps27rt	2.01E-88	0.984205	0.997	0.924	3.53E-84	B cells-1	Rps27rt
Bank1	1.26E-86	1.628103	0.64	0.06	2.21E-82	B cells-1	Bank1
H2-DMb2	6.43E-80	1.677169	0.654	0.083	1.13E-75	B cells-1	H2-DMb2
Fau	1.05E-75	0.659031	0.997	0.967	1.85E-71	B cells-1	Fau
Rps19	2.77E-75	0.6541	0.998	0.97	4.86E-71	B cells-1	Rps19
Ms4a1	1.11E-73	1.087473	0.668	0.088	1.95E-69	B cells-1	Ms4a1
Rps24	3.41E-71	0.650022	0.999	0.97	5.98E-67	B cells-1	Rps24
Ly6d	2.70E-70	1.133196	0.704	0.102	4.74E-66	B cells-1	Ly6d
Gm9843	6.20E-70	0.781669	0.991	0.894	1.09E-65	B cells-1	Gm9843
Rps20	1.53E-60	0.62142	0.991	0.939	2.68E-56	B cells-1	Rps20
Rpl13a	7.33E-60	0.578327	0.998	0.975	1.29E-55	B cells-1	Rpl13a
Rps15a	3.63E-59	0.595008	0.994	0.954	6.38E-55	B cells-1	Rps15a
Rpl18a	1.12E-57	0.564741	0.997	0.974	1.96E-53	B cells-1	Rpl18a
Ralgps2	6.77E-57	1.27549	0.608	0.14	1.19E-52	B cells-1	Ralgps2
Siglecg	3.98E-56	0.9443	0.537	0.099	6.98E-52	B cells-1	Siglecg
Cd55	8.84E-55	1.419261	0.558	0.085	1.55E-50	B cells-1	Cd55
Gm11808	2.86E-54	0.754705	0.964	0.782	5.02E-50	B cells-1	Gm11808
Rps13	4.31E-52	0.554747	0.993	0.937	7.56E-48	B cells-1	Rps13
Cd37	1.91E-51	1.085739	0.659	0.212	3.36E-47	B cells-1	Cd37
Rpl17	2.21E-51	0.531258	0.998	0.958	3.89E-47	B cells-1	Rpl17
Rpl12	4.61E-51	0.58498	0.985	0.885	8.09E-47	B cells-1	Rpl12
Rps15	5.68E-51	0.511594	0.99	0.964	9.97E-47	B cells-1	Rps15
H3f3a	3.13E-48	0.592737	0.949	0.852	5.50E-44	B cells-1	H3f3a
Rps7	3.65E-48	0.539769	0.992	0.937	6.42E-44	B cells-1	Rps7
Rps29	5.73E-48	0.420187	1	0.993	1.01E-43	B cells-1	Rps29
Foxp1	1.20E-46	0.86412	0.772	0.449	2.11E-42	B cells-1	Foxp1
Pou2f2	6.26E-45	0.953069	0.555	0.167	1.10E-40	B cells-1	Pou2f2
Rpl9-ps6	2.39E-44	0.63473	0.954	0.818	4.19E-40	B cells-1	Rpl9-ps6
Gm9493	8.04E-44	0.63712	0.965	0.821	1.41E-39	B cells-1	Gm9493
Btg1	2.09E-43	0.634123	0.953	0.798	3.66E-39	B cells-1	Btg1
Cd52	3.30E-43	0.76922	0.862	0.418	5.79E-39	B cells-1	Cd52
Rpl21	4.96E-42	0.439549	0.994	0.966	8.71E-38	B cells-1	Rpl21
Rpl39	2.31E-41	0.412363	0.997	0.98	4.05E-37	B cells-1	Rpl39
Ltb	2.45E-41	1.121558	0.65	0.192	4.29E-37	B cells-1	Ltb
Rps5	3.28E-40	0.473237	0.992	0.948	5.77E-36	B cells-1	Rps5
Rpl37a	6.02E-40	0.403545	0.999	0.985	1.06E-35	B cells-1	Rpl37a

Gimap6	7.70E-40	0.962024	0.586	0.189	1.35E-35	B cells-1	Gimap6
Rpl8	1.66E-38	0.485602	0.989	0.943	2.92E-34	B cells-1	Rpl8
Rpl27a	2.34E-38	0.412021	0.991	0.967	4.10E-34	B cells-1	Rpl27a
Serp1	3.42E-38	0.843801	0.748	0.484	6.00E-34	B cells-1	Serp1
Rpl13	7.34E-38	0.439754	0.996	0.973	1.29E-33	B cells-1	Rpl13
Rpl19	1.65E-37	0.444347	0.991	0.96	2.89E-33	B cells-1	Rpl19
Rpl36	2.90E-37	0.395746	0.99	0.958	5.10E-33	B cells-1	Rpl36
Rps3a1	1.26E-36	0.443161	0.995	0.947	2.22E-32	B cells-1	Rps3a1
Wdr89	1.24E-35	0.543822	0.984	0.88	2.17E-31	B cells-1	Wdr89
Rplp2	1.56E-35	0.380037	0.999	0.975	2.74E-31	B cells-1	Rplp2
Rps21	2.27E-35	0.393619	0.989	0.964	3.98E-31	B cells-1	Rps21
Rpl9	4.10E-35	0.421994	0.99	0.955	7.21E-31	B cells-1	Rpl9
Shisa5	6.89E-35	0.861478	0.759	0.496	1.21E-30	B cells-1	Shisa5
Rpl30	2.08E-34	0.456592	0.977	0.924	3.66E-30	B cells-1	Rpl30
Rpsa	2.84E-34	0.512417	0.974	0.897	4.99E-30	B cells-1	Rpsa
Rpl13-ps3	4.16E-34	0.665664	0.855	0.673	7.30E-30	B cells-1	Rpl13-ps3
Rps16	2.54E-33	0.393393	0.995	0.974	4.46E-29	B cells-1	Rps16
Stk17b	2.60E-33	0.934421	0.668	0.345	4.57E-29	B cells-1	Stk17b
Rps18	4.31E-33	0.471268	0.996	0.949	7.57E-29	B cells-1	Rps18
Rpl23	4.73E-33	0.420075	0.997	0.967	8.30E-29	B cells-1	Rpl23
Gm2000	1.66E-32	0.555722	0.916	0.794	2.92E-28	B cells-1	Gm2000
Rpl34	1.79E-32	0.427736	0.987	0.957	3.14E-28	B cells-1	Rpl34
Rps25	4.17E-32	0.387144	0.99	0.948	7.32E-28	B cells-1	Rps25
Rpl35	5.69E-32	0.376036	0.99	0.95	1.00E-27	B cells-1	Rpl35
Klf2	1.32E-31	0.696402	0.786	0.484	2.31E-27	B cells-1	Klf2
Rps3	1.40E-31	0.456442	0.982	0.935	2.45E-27	B cells-1	Rps3
Rpl32	2.76E-31	0.411339	0.997	0.958	4.84E-27	B cells-1	Rpl32
Rpl23a-ps3	3.28E-31	0.452133	0.976	0.899	5.77E-27	B cells-1	Rpl23a-ps3
Rps10	5.54E-31	0.456162	0.985	0.931	9.73E-27	B cells-1	Rps10
H2-DMa	6.69E-31	0.816334	0.535	0.237	1.17E-26	B cells-1	H2-DMa
Ly6e	2.04E-30	0.625987	0.809	0.56	3.58E-26	B cells-1	Ly6e
Rpl6	2.78E-30	0.410901	0.989	0.955	4.87E-26	B cells-1	Rpl6
Rpl26	9.25E-30	0.381113	0.99	0.963	1.62E-25	B cells-1	Rpl26
Rps8	1.70E-29	0.360858	0.992	0.97	2.98E-25	B cells-1	Rps8
Gimap1	2.94E-29	0.793937	0.525	0.193	5.17E-25	B cells-1	Gimap1
Rps14	2.10E-28	0.344785	0.997	0.972	3.68E-24	B cells-1	Rps14
Rps4x	3.82E-28	0.384568	0.992	0.959	6.71E-24	B cells-1	Rps4x
Rpl10a	1.17E-27	0.410552	0.949	0.889	2.06E-23	B cells-1	Rpl10a
Rpl18	1.22E-27	0.409219	0.964	0.906	2.15E-23	B cells-1	Rpl18
Rpl4	1.30E-27	0.477666	0.964	0.893	2.28E-23	B cells-1	Rpl4
Rpl27-ps3	1.48E-27	0.54885	0.894	0.737	2.61E-23	B cells-1	Rpl27-ps3
Rpl13a-ps1	1.79E-27	0.706393	0.725	0.467	3.15E-23	B cells-1	Rpl13a-ps1
Rpl23a	6.18E-27	0.332337	0.992	0.963	1.08E-22	B cells-1	Rpl23a
Rps18-ps3	3.72E-26	0.6393	0.881	0.663	6.54E-22	B cells-1	Rps18-ps3
Rpl14	3.86E-25	0.393896	0.991	0.948	6.78E-21	B cells-1	Rpl14
Ddx5	5.44E-25	0.459821	0.911	0.85	9.54E-21	B cells-1	Ddx5
Rpl6l	7.72E-25	0.562377	0.866	0.71	1.36E-20	B cells-1	Rpl6l

Gm6133	8.38E-25	0.620713	0.723	0.537	1.47E-20	B cells-1	Gm6133
Crlf3	2.66E-24	0.786733	0.515	0.255	4.67E-20	B cells-1	Crlf3
Rpl35a	3.87E-24	0.307282	0.997	0.976	6.80E-20	B cells-1	Rpl35a
Rps28	4.50E-24	0.322399	0.997	0.975	7.90E-20	B cells-1	Rps28
Tsc22d3	7.44E-24	0.759521	0.686	0.466	1.31E-19	B cells-1	Tsc22d3
Srgn	7.53E-24	0.656904	0.597	0.337	1.32E-19	B cells-1	Srgn
Gm10263	2.07E-23	0.527428	0.844	0.682	3.63E-19	B cells-1	Gm10263
Rpl38	2.23E-23	0.367837	0.992	0.967	3.92E-19	B cells-1	Rpl38
Smim14	3.22E-23	0.60954	0.623	0.471	5.65E-19	B cells-1	Smim14
Plac8	3.83E-23	0.565296	0.524	0.222	6.72E-19	B cells-1	Plac8
Ets1	4.30E-23	0.816039	0.584	0.249	7.54E-19	B cells-1	Ets1
Rps11	4.67E-23	0.353032	0.989	0.947	8.20E-19	B cells-1	Rps11
Limd2	5.07E-23	0.678435	0.623	0.315	8.90E-19	B cells-1	Limd2
Rpl27	1.54E-22	0.436754	0.955	0.896	2.69E-18	B cells-1	Rpl27
Rps23	5.48E-22	0.278155	0.997	0.978	9.62E-18	B cells-1	Rps23
Eef1a1	7.69E-22	0.345017	0.995	0.972	1.35E-17	B cells-1	Eef1a1
Rps26-ps1	1.45E-21	0.570337	0.825	0.681	2.55E-17	B cells-1	Rps26-ps1
4930523C0	5.11E-21	0.71817	0.634	0.443	8.98E-17	B cells-1	4930523C07Rik
Ifi203	7.37E-21	0.815523	0.518	0.265	1.29E-16	B cells-1	Ifi203
Mndal	1.78E-20	0.964703	0.566	0.277	3.13E-16	B cells-1	Mndal
Rps12-ps3	2.39E-20	0.460235	0.959	0.882	4.19E-16	B cells-1	Rps12-ps3
Rps9	2.68E-20	0.343766	0.982	0.939	4.70E-16	B cells-1	Rps9
Rpl3	2.98E-20	0.377071	0.965	0.892	5.24E-16	B cells-1	Rpl3
Hmha1	3.17E-20	0.662327	0.529	0.294	5.56E-16	B cells-1	Hmha1
Coro1a	1.17E-19	0.561057	0.718	0.437	2.06E-15	B cells-1	Coro1a
Rps6	1.21E-19	0.377348	0.98	0.938	2.12E-15	B cells-1	Rps6
Gm10036	3.24E-19	0.511091	0.76	0.592	5.68E-15	B cells-1	Gm10036
Rpl11	5.29E-19	0.378409	0.98	0.94	9.28E-15	B cells-1	Rpl11
Rpl29	1.21E-18	0.322305	0.923	0.89	2.12E-14	B cells-1	Rpl29
Rpl36-ps3	4.98E-18	0.554548	0.675	0.563	8.75E-14	B cells-1	Rpl36-ps3
Rpl7	5.18E-18	0.386198	0.975	0.923	9.09E-14	B cells-1	Rpl7
Eef2	8.78E-18	0.335154	0.886	0.841	1.54E-13	B cells-1	Eef2
Rps26	2.58E-17	0.410498	0.95	0.886	4.53E-13	B cells-1	Rps26
Rps12	3.19E-17	0.345075	0.98	0.945	5.60E-13	B cells-1	Rps12
Arhgdib	1.88E-15	0.560648	0.663	0.441	3.30E-11	B cells-1	Arhgdib
Gm8730	2.00E-15	0.367587	0.883	0.775	3.51E-11	B cells-1	Gm8730
Rps27a	6.30E-15	0.256115	0.992	0.963	1.11E-10	B cells-1	Rps27a
Gm10073	8.04E-15	0.301609	0.935	0.862	1.41E-10	B cells-1	Gm10073
Rac2	1.03E-14	0.414479	0.664	0.42	1.81E-10	B cells-1	Rac2
Rpl5	1.15E-14	0.378713	0.896	0.824	2.02E-10	B cells-1	Rpl5
Rpl36a	2.00E-14	0.327669	0.953	0.912	3.51E-10	B cells-1	Rpl36a
Uba52	2.36E-14	0.536141	0.711	0.598	4.15E-10	B cells-1	Uba52
Eef1g	3.13E-14	0.510894	0.8	0.706	5.50E-10	B cells-1	Eef1g
Rpl37	6.43E-14	0.259901	0.992	0.977	1.13E-09	B cells-1	Rpl37
Rps17	6.46E-14	0.277849	0.966	0.936	1.13E-09	B cells-1	Rps17
Rpl22	1.12E-13	0.324224	0.92	0.883	1.97E-09	B cells-1	Rpl22
Arhgef1	1.17E-13	0.629016	0.539	0.356	2.05E-09	B cells-1	Arhgef1

Rpl15	5.10E-13	0.336209	0.882	0.828	8.95E-09	B cells-1	Rpl15
Sub1	5.18E-13	0.445643	0.688	0.601	9.09E-09	B cells-1	Sub1
Gnb2l1	1.61E-12	0.363439	0.858	0.789	2.83E-08	B cells-1	Gnb2l1
Rbm39	4.40E-12	0.296003	0.853	0.84	7.73E-08	B cells-1	Rbm39
Gmfg	7.74E-12	0.469313	0.506	0.333	1.36E-07	B cells-1	Gmfg
Rpl10-ps3	2.86E-11	0.262188	0.922	0.851	5.02E-07	B cells-1	Rpl10-ps3
Rps2	2.70E-10	0.296083	0.967	0.924	4.74E-06	B cells-1	Rps2
Gm10269	1.12E-09	0.538047	0.519	0.379	1.97E-05	B cells-1	Gm10269
Serinc3	1.21E-09	0.34825	0.649	0.583	2.12E-05	B cells-1	Serinc3
Gm10076	1.06E-08	0.288882	0.865	0.818	0.000186	B cells-1	Gm10076
Ptpn18	1.23E-07	0.379373	0.605	0.408	0.002166	B cells-1	Ptpn18
mt-Nd5	6.66E-07	0.320594	0.641	0.619	0.011687	B cells-1	mt-Nd5
Ptprc	7.43E-07	0.265099	0.568	0.439	0.013047	B cells-1	Ptprc
Rpl7a-ps5	1.83E-06	0.412622	0.548	0.451	0.032104	B cells-1	Rpl7a-ps5
Akap13	5.83E-06	0.331891	0.585	0.545	0.102434	B cells-1	Akap13
Tra2b	4.17E-05	0.267003	0.538	0.533	0.732375	B cells-1	Tra2b
PISD	0.000108	0.462508	0.506	0.448	1	B cells-1	PISD
Eef1b2	0.000151	0.295696	0.741	0.698	1	B cells-1	Eef1b2
Clk1	0.000278	0.359583	0.515	0.493	1	B cells-1	Clk1
Actr3	0.000337	0.274142	0.559	0.508	1	B cells-1	Actr3
Gltscr2	0.000367	0.322218	0.586	0.533	1	B cells-1	Gltscr2
Eif3f	0.000789	0.264824	0.682	0.665	1	B cells-1	Eif3f
Chil3	1.44E-177	3.286067	0.996	0.104	2.54E-173	TR-AM	Chil3
Lpl	1.53E-166	2.66687	0.984	0.136	2.69E-162	TR-AM	Lpl
Ear2	3.29E-164	2.41289	0.948	0.064	5.78E-160	TR-AM	Ear2
Abcg1	5.39E-163	2.467969	0.968	0.104	9.46E-159	TR-AM	Abcg1
Cd9	1.62E-158	2.184139	0.989	0.262	2.85E-154	TR-AM	Cd9
Cd44	2.56E-154	1.996683	0.978	0.282	4.50E-150	TR-AM	Cd44
Plet1	1.09E-150	2.02055	0.893	0.032	1.91E-146	TR-AM	Plet1
Ccl6	1.56E-147	2.323533	0.983	0.173	2.73E-143	TR-AM	Ccl6
Mpeg1	1.42E-146	2.026787	0.954	0.137	2.49E-142	TR-AM	Mpeg1
Ctss	1.58E-146	1.699792	0.988	0.296	2.77E-142	TR-AM	Ctss
Mrc1	1.26E-145	1.939552	0.886	0.055	2.21E-141	TR-AM	Mrc1
Ctsd	7.02E-144	1.950484	0.978	0.334	1.23E-139	TR-AM	Ctsd
Cybb	5.07E-143	1.94408	0.952	0.189	8.91E-139	TR-AM	Cybb
Tnfaip2	1.91E-141	1.881832	0.912	0.114	3.36E-137	TR-AM	Tnfaip2
Psap1	1.88E-135	1.607082	0.99	0.537	3.31E-131	TR-AM	Psap
Ftl11	2.32E-135	1.385309	1	0.932	4.06E-131	TR-AM	Ftl1
Laptm5	3.73E-132	1.526045	0.959	0.349	6.54E-128	TR-AM	Laptm5
Ear1	2.30E-131	1.999561	0.817	0.022	4.04E-127	TR-AM	Ear1
Iqgap1	6.65E-131	1.380043	0.973	0.469	1.17E-126	TR-AM	Iqgap1
Lyz2	2.43E-130	1.614113	0.999	0.4	4.27E-126	TR-AM	Lyz2
Tcf7l2	1.39E-127	1.586294	0.866	0.132	2.44E-123	TR-AM	Tcf7l2
Krt79	1.32E-125	1.846902	0.782	0.02	2.31E-121	TR-AM	Krt79
Nceh1	5.52E-124	1.598843	0.816	0.061	9.69E-120	TR-AM	Nceh1
Axl	2.97E-123	1.598783	0.882	0.138	5.21E-119	TR-AM	Axl
Tmsb4x1	2.20E-122	1.044284	1	0.991	3.86E-118	TR-AM	Tmsb4x

Atp6v0d2	3.68E-121	1.654572	0.801	0.036	6.47E-117	TR-AM	Atp6v0d2
Ptpn12	5.41E-118	1.609777	0.851	0.121	9.50E-114	TR-AM	Ptpn12
Sirpa	1.65E-116	1.575588	0.855	0.133	2.90E-112	TR-AM	Sirpa
Ucp2	6.88E-115	1.364113	0.961	0.402	1.21E-110	TR-AM	Ucp2
Sgk1	3.88E-113	1.622147	0.868	0.171	6.81E-109	TR-AM	Sgk1
Il18	5.51E-111	1.453924	0.75	0.061	9.67E-107	TR-AM	Il18
Itgax	1.10E-108	1.355651	0.73	0.055	1.93E-104	TR-AM	Itgax
Hebp1	6.57E-108	1.45544	0.765	0.068	1.15E-103	TR-AM	Hebp1
Lgals3	6.81E-107	1.135228	0.917	0.229	1.20E-102	TR-AM	Lgals3
Cd164	1.64E-106	1.339946	0.903	0.3	2.88E-102	TR-AM	Cd164
Msrb1	5.00E-106	1.295536	0.928	0.246	8.78E-102	TR-AM	Msrb1
Plin2	8.44E-105	1.445542	0.799	0.116	1.48E-100	TR-AM	Plin2
Klhdc4	1.11E-104	1.440532	0.745	0.057	1.94E-100	TR-AM	Klhdc4
Olr1	9.35E-104	1.456729	0.687	0.022	1.64E-99	TR-AM	Olr1
Ltc4s	1.79E-102	1.417243	0.71	0.038	3.15E-98	TR-AM	Ltc4s
Wfdc21	1.99E-100	1.309748	0.726	0.052	3.50E-96	TR-AM	Wfdc21
Ramp1	1.40E-99	1.26718	0.818	0.154	2.45E-95	TR-AM	Ramp1
Csf2rb	2.41E-98	1.361192	0.743	0.08	4.23E-94	TR-AM	Csf2rb
AU020206	7.08E-98	1.266916	0.787	0.11	1.24E-93	TR-AM	AU020206
Slpi	5.14E-97	1.325467	0.759	0.09	9.02E-93	TR-AM	Slpi
Adipor2	9.41E-97	1.293476	0.777	0.122	1.65E-92	TR-AM	Adipor2
Shtn1	1.05E-96	1.29405	0.709	0.052	1.84E-92	TR-AM	Shtn1
Tyrobp	1.82E-95	1.071916	0.974	0.276	3.19E-91	TR-AM	Tyrobp
Anxa2	2.01E-95	1.251376	0.921	0.325	3.53E-91	TR-AM	Anxa2
Grn	1.31E-94	1.237914	0.83	0.206	2.31E-90	TR-AM	Grn
Lmo41	2.66E-94	1.153402	0.926	0.408	4.67E-90	TR-AM	Lmo4
Clec4n	5.23E-93	1.325752	0.664	0.037	9.19E-89	TR-AM	Clec4n
Plek	1.03E-92	1.291045	0.808	0.143	1.80E-88	TR-AM	Plek
Trf	1.68E-92	1.242361	0.866	0.204	2.95E-88	TR-AM	Trf
Cib2	7.17E-92	1.284957	0.69	0.067	1.26E-87	TR-AM	Cib2
Mcemp1	7.59E-92	1.307042	0.727	0.072	1.33E-87	TR-AM	Mcemp1
Gm101161	2.41E-91	1.216418	0.955	0.461	4.23E-87	TR-AM	Gm10116
Pld3	4.89E-91	1.171287	0.734	0.108	8.58E-87	TR-AM	Pld3
AI504432	1.60E-90	1.253353	0.648	0.053	2.81E-86	TR-AM	AI504432
Sep-09	3.47E-90	1.214067	0.765	0.136	6.10E-86	TR-AM	Sep-09
Fcer1g	9.65E-90	1.019675	0.936	0.22	1.69E-85	TR-AM	Fcer1g
Lcp1	2.33E-88	1.214194	0.916	0.288	4.08E-84	TR-AM	Lcp1
Gda	1.10E-87	1.194932	0.716	0.098	1.93E-83	TR-AM	Gda
Abhd12	3.16E-87	1.162362	0.734	0.124	5.54E-83	TR-AM	Abhd12
Lipa	6.17E-87	1.206671	0.765	0.158	1.08E-82	TR-AM	Lipa
Dmxl2	6.19E-87	1.192616	0.648	0.044	1.09E-82	TR-AM	Dmxl2
Dab2	4.34E-86	1.287441	0.787	0.126	7.62E-82	TR-AM	Dab2
Alox5ap	2.16E-84	1.0367	0.842	0.16	3.79E-80	TR-AM	Alox5ap
Snx10	6.42E-84	1.158194	0.713	0.112	1.13E-79	TR-AM	Snx10
Rexo2	1.85E-83	1.133419	0.828	0.276	3.25E-79	TR-AM	Rexo2
Txn11	2.55E-83	1.123966	0.909	0.446	4.47E-79	TR-AM	Txn1
Lpin1	2.22E-80	1.129432	0.647	0.077	3.89E-76	TR-AM	Lpin1

Reep5	5.55E-80	0.956297	0.854	0.393	9.74E-76	TR-AM	Reep5
Colgalt1	5.72E-80	1.040701	0.725	0.165	1.01E-75	TR-AM	Colgalt1
Sort1	2.14E-79	1.062897	0.709	0.112	3.76E-75	TR-AM	Sort1
Gsap	2.45E-79	1.0575	0.643	0.077	4.31E-75	TR-AM	Gsap
Bcl2a1a	1.62E-78	1.065494	0.646	0.074	2.84E-74	TR-AM	Bcl2a1a
Mt1	5.34E-78	1.481082	0.832	0.207	9.38E-74	TR-AM	Mt1
Cebpb1	9.15E-78	1.015233	0.956	0.462	1.61E-73	TR-AM	Cebpb
Gngt2	2.32E-77	1.175471	0.832	0.201	4.07E-73	TR-AM	Gngt2
Runx1	2.84E-76	1.160142	0.733	0.146	4.99E-72	TR-AM	Runx1
Spp1	3.57E-75	1.255492	0.571	0.05	6.27E-71	TR-AM	Spp1
Serf21	4.35E-75	0.724604	0.981	0.848	7.63E-71	TR-AM	Serf2
Ctsc	4.99E-74	0.997931	0.795	0.222	8.75E-70	TR-AM	Ctsc
Atp6v1b2	5.79E-74	1.091278	0.705	0.13	1.02E-69	TR-AM	Atp6v1b2
Itgb2	9.23E-74	1.064021	0.77	0.171	1.62E-69	TR-AM	Itgb2
Bst1	1.18E-73	1.071943	0.568	0.038	2.07E-69	TR-AM	Bst1
Prkar2b	1.58E-73	1.057029	0.545	0.036	2.77E-69	TR-AM	Prkar2b
Tlr2	2.98E-73	1.128625	0.6	0.055	5.23E-69	TR-AM	Tlr2
App	3.68E-73	0.976931	0.891	0.333	6.46E-69	TR-AM	App
Slc15a3	1.45E-71	1.109883	0.617	0.054	2.54E-67	TR-AM	Slc15a3
Actg11	1.02E-70	0.718377	0.99	0.821	1.80E-66	TR-AM	Actg1
Gng51	1.17E-70	0.822488	0.955	0.671	2.05E-66	TR-AM	Gng5
Rassf4	1.42E-70	1.040849	0.705	0.126	2.50E-66	TR-AM	Rassf4
Net1	2.12E-70	1.043987	0.641	0.082	3.72E-66	TR-AM	Net1
Slc7a2	2.13E-70	1.008335	0.548	0.048	3.74E-66	TR-AM	Slc7a2
Fabp1	3.07E-70	1.55433	0.518	0.011	5.39E-66	TR-AM	Fabp1
Gpx11	6.10E-70	0.8487	0.931	0.504	1.07E-65	TR-AM	Gpx1
Mertk	8.83E-69	0.961633	0.546	0.051	1.55E-64	TR-AM	Mertk
Spi1	9.06E-69	0.888975	0.797	0.201	1.59E-64	TR-AM	Spi1
AF251705	1.44E-68	0.977077	0.625	0.077	2.53E-64	TR-AM	AF251705
Cd300lf	1.60E-68	0.972235	0.515	0.033	2.81E-64	TR-AM	Cd300lf
Gns	5.24E-68	1.034011	0.699	0.161	9.20E-64	TR-AM	Gns
Slc6a6	6.63E-68	1.075487	0.815	0.238	1.16E-63	TR-AM	Slc6a6
Itgal	8.73E-68	0.925658	0.689	0.131	1.53E-63	TR-AM	Itgal
Fth11	9.22E-68	0.712997	0.999	0.959	1.62E-63	TR-AM	Fth1
C5ar1	9.95E-68	1.031593	0.555	0.034	1.75E-63	TR-AM	C5ar1
Sulf2	1.50E-67	0.964397	0.581	0.084	2.63E-63	TR-AM	Sulf2
Ctnnb1	1.65E-67	0.949708	0.746	0.227	2.91E-63	TR-AM	Ctnnb1
Gpcpd1	1.84E-67	0.973549	0.8	0.248	3.22E-63	TR-AM	Gpcpd1
Idh1	6.33E-67	0.919479	0.581	0.09	1.11E-62	TR-AM	Idh1
Fam129a	5.51E-66	0.983178	0.668	0.141	9.67E-62	TR-AM	Fam129a
Akr1a11	6.05E-66	0.861837	0.909	0.492	1.06E-61	TR-AM	Akr1a1
Ctsb	6.14E-66	0.873924	0.884	0.394	1.08E-61	TR-AM	Ctsb
Pla2g15	1.18E-65	1.018002	0.592	0.064	2.07E-61	TR-AM	Pla2g15
Cap1	1.49E-64	1.016088	0.859	0.329	2.62E-60	TR-AM	Cap1
Naaa	4.38E-64	0.965252	0.67	0.135	7.69E-60	TR-AM	Naaa
Flt1	4.39E-64	0.958955	0.638	0.072	7.70E-60	TR-AM	Flt1
Unc119	9.67E-64	0.87173	0.596	0.112	1.70E-59	TR-AM	Unc119

Pitpna	1.14E-63	0.96323	0.799	0.268	2.01E-59	TR-AM	Pitpna
Furin	1.20E-63	0.977701	0.639	0.131	2.10E-59	TR-AM	Furin
Sdcbp	1.46E-63	1.005905	0.817	0.331	2.56E-59	TR-AM	Sdcbp
Cd68	1.68E-63	0.862179	0.561	0.094	2.95E-59	TR-AM	Cd68
H2-DMb1	6.47E-63	0.851485	0.653	0.143	1.14E-58	TR-AM	H2-DMb1
Baz1a	6.73E-63	0.951411	0.683	0.158	1.18E-58	TR-AM	Baz1a
Ppt1	1.09E-62	1.063934	0.766	0.223	1.91E-58	TR-AM	Ppt1
Bcl2a1b	1.58E-62	0.983549	0.676	0.115	2.77E-58	TR-AM	Bcl2a1b
Krt19	2.76E-62	1.032349	0.511	0.021	4.84E-58	TR-AM	Krt19
Lrrfip1	4.05E-62	0.868747	0.753	0.214	7.11E-58	TR-AM	Lrrfip1
Ncf2	7.66E-62	0.769347	0.659	0.153	1.34E-57	TR-AM	Ncf2
S100a1	9.72E-62	1.055644	0.724	0.198	1.71E-57	TR-AM	S100a1
Prdx11	1.01E-61	0.822619	0.863	0.436	1.78E-57	TR-AM	Prdx1
Itpripl2	1.43E-61	0.988779	0.685	0.138	2.52E-57	TR-AM	Itpripl2
Aplp2	2.14E-59	0.87906	0.81	0.294	3.75E-55	TR-AM	Aplp2
Soat1	3.52E-59	0.90874	0.625	0.139	6.18E-55	TR-AM	Soat1
Camk1	5.61E-59	0.866807	0.632	0.158	9.84E-55	TR-AM	Camk1
Creg1	1.47E-58	0.979491	0.709	0.194	2.58E-54	TR-AM	Creg1
Ctsh	3.29E-58	0.722768	0.728	0.211	5.77E-54	TR-AM	Ctsh
Lilrb4a	3.45E-58	0.884015	0.596	0.09	6.06E-54	TR-AM	Lilrb4a
Flna	4.53E-58	0.91414	0.825	0.331	7.95E-54	TR-AM	Flna
Aprt	9.66E-58	0.918116	0.738	0.26	1.70E-53	TR-AM	Aprt
Bhlhe40	2.02E-57	0.818969	0.552	0.101	3.55E-53	TR-AM	Bhlhe40
Rac11	2.34E-57	0.796624	0.87	0.449	4.11E-53	TR-AM	Rac1
Tgfbi	2.34E-57	0.723198	0.665	0.185	4.11E-53	TR-AM	Tgfbi
Fcgr3	2.69E-57	0.791416	0.559	0.097	4.72E-53	TR-AM	Fcgr3
Rnf149	3.71E-57	0.84447	0.615	0.141	6.51E-53	TR-AM	Rnf149
Cpt1a	1.87E-56	0.821428	0.537	0.088	3.28E-52	TR-AM	Cpt1a
Actb1	2.36E-56	0.914917	0.999	0.961	4.14E-52	TR-AM	Actb
Anxa4	7.93E-56	0.909893	0.566	0.096	1.39E-51	TR-AM	Anxa4
Atp6v0e	3.13E-55	0.715338	0.871	0.491	5.49E-51	TR-AM	Atp6v0e
Vim1	5.03E-55	0.699285	0.975	0.677	8.84E-51	TR-AM	Vim
Dst	1.82E-54	0.786429	0.655	0.182	3.19E-50	TR-AM	Dst
Atp13a3	2.01E-54	0.815844	0.587	0.119	3.52E-50	TR-AM	Atp13a3
Picalm	2.46E-54	0.816385	0.757	0.261	4.32E-50	TR-AM	Picalm
Capza2	6.11E-54	0.752607	0.839	0.365	1.07E-49	TR-AM	Capza2
Mgst1	1.09E-53	0.708716	0.782	0.283	1.91E-49	TR-AM	Mgst1
Cdc42ep3	1.11E-53	0.864903	0.694	0.209	1.95E-49	TR-AM	Cdc42ep3
Glul	2.33E-53	0.791077	0.72	0.237	4.09E-49	TR-AM	Glul
Anxa5	2.89E-53	0.784837	0.82	0.348	5.07E-49	TR-AM	Anxa5
Actr2	1.44E-52	0.792378	0.862	0.407	2.53E-48	TR-AM	Actr2
Cstb	3.03E-52	0.797561	0.75	0.301	5.33E-48	TR-AM	Cstb
Pgd	7.19E-52	0.789791	0.541	0.116	1.26E-47	TR-AM	Pgd
Ncf1	7.97E-52	0.836449	0.581	0.118	1.40E-47	TR-AM	Ncf1
Mcl1	9.20E-52	0.766593	0.865	0.431	1.62E-47	TR-AM	Mcl1
Fgr	9.41E-52	0.800708	0.527	0.077	1.65E-47	TR-AM	Fgr
Ctsa	2.83E-51	0.786434	0.648	0.18	4.97E-47	TR-AM	Ctsa

Lrp1	4.34E-51	0.711783	0.824	0.303	7.62E-47	TR-AM	Lrp1
Hvcn1	5.55E-51	0.7235	0.564	0.121	9.74E-47	TR-AM	Hvcn1
Cd302	6.12E-51	0.79138	0.759	0.244	1.08E-46	TR-AM	Cd302
Myof	6.91E-51	0.781247	0.507	0.091	1.21E-46	TR-AM	Myof
Rpl41	1.25E-50	0.334866	0.998	0.992	2.19E-46	TR-AM	Rpl41
Atp6v0d1	1.76E-50	0.769359	0.64	0.184	3.09E-46	TR-AM	Atp6v0d1
Chp1	2.39E-50	0.819957	0.653	0.179	4.19E-46	TR-AM	Chp1
Mob1a	2.91E-50	0.713333	0.686	0.23	5.10E-46	TR-AM	Mob1a
Fxyd5	5.82E-50	0.737058	0.867	0.371	1.02E-45	TR-AM	Fxyd5
Tmbim61	1.17E-49	0.754411	0.863	0.452	2.06E-45	TR-AM	Tmbim6
Cyb5r3	1.26E-49	0.798796	0.658	0.186	2.21E-45	TR-AM	Cyb5r3
Fam96a	1.96E-49	0.809535	0.705	0.25	3.44E-45	TR-AM	Fam96a
Atp6v1a	2.40E-49	0.79869	0.56	0.132	4.21E-45	TR-AM	Atp6v1a
Calm1	2.76E-49	0.620083	0.959	0.688	4.84E-45	TR-AM	Calm1
Prr13	3.84E-49	0.75957	0.811	0.366	6.74E-45	TR-AM	Prr13
Adcy3	5.42E-49	0.842509	0.504	0.057	9.52E-45	TR-AM	Adcy3
Ywhab	1.29E-48	0.797784	0.847	0.405	2.26E-44	TR-AM	Ywhab
Lamp11	1.40E-48	0.666774	0.912	0.526	2.47E-44	TR-AM	Lamp1
Taldo1	1.44E-48	0.744735	0.738	0.271	2.53E-44	TR-AM	Taldo1
Rtn3	1.62E-48	0.763161	0.704	0.24	2.84E-44	TR-AM	Rtn3
Cyba	6.86E-48	0.671036	0.892	0.584	1.20E-43	TR-AM	Cyba
Tgfbr1	7.61E-48	0.781008	0.588	0.141	1.34E-43	TR-AM	Tgfbr1
Tagln21	2.42E-47	0.708882	0.892	0.519	4.25E-43	TR-AM	Tagln2
Ppp1r14b	7.57E-47	0.750965	0.632	0.182	1.33E-42	TR-AM	Ppp1r14b
Gapdh	1.32E-46	0.719228	0.876	0.495	2.32E-42	TR-AM	Gapdh
Asah1	2.59E-46	0.780378	0.645	0.169	4.55E-42	TR-AM	Asah1
Tpd52	4.79E-46	0.684465	0.623	0.186	8.41E-42	TR-AM	Tpd52
Rps6ka3	1.20E-45	0.665963	0.525	0.139	2.11E-41	TR-AM	Rps6ka3
Gnai2	1.59E-45	0.616654	0.914	0.612	2.80E-41	TR-AM	Gnai2
Wdr1	4.13E-45	0.651137	0.66	0.244	7.26E-41	TR-AM	Wdr1
Dhrs3	5.15E-45	0.792133	0.617	0.156	9.04E-41	TR-AM	Dhrs3
Plaur	8.84E-45	0.73012	0.52	0.099	1.55E-40	TR-AM	Plaur
Gsr	1.58E-44	0.581703	0.599	0.152	2.77E-40	TR-AM	Gsr
Arpc5	1.58E-44	0.667623	0.88	0.488	2.77E-40	TR-AM	Arpc5
Cd47	2.14E-44	0.609668	0.937	0.667	3.76E-40	TR-AM	Cd47
Arpc2	2.28E-44	0.6537	0.945	0.625	3.99E-40	TR-AM	Arpc2
Ptms1	2.96E-44	0.67956	0.901	0.436	5.20E-40	TR-AM	Ptms
Sat11	3.45E-44	0.66675	0.87	0.49	6.06E-40	TR-AM	Sat1
Lsp1	3.58E-44	0.640025	0.871	0.418	6.29E-40	TR-AM	Lsp1
Prkcd	3.61E-44	0.536416	0.592	0.209	6.34E-40	TR-AM	Prkcd
Larp4b	6.84E-44	0.718474	0.603	0.179	1.20E-39	TR-AM	Larp4b
Xbp1	9.30E-44	0.682681	0.744	0.291	1.63E-39	TR-AM	Xbp1
Cltc	5.58E-43	0.687462	0.678	0.24	9.80E-39	TR-AM	Cltc
Lmna	6.35E-43	0.788182	0.71	0.233	1.11E-38	TR-AM	Lmna
Chmp4b	6.72E-43	0.704112	0.743	0.316	1.18E-38	TR-AM	Chmp4b
Tmbim1	6.85E-43	0.684415	0.601	0.169	1.20E-38	TR-AM	Tmbim1
Ptbp3	1.95E-42	0.667145	0.801	0.364	3.43E-38	TR-AM	Ptbp3

Mapk3	3.21E-42	0.721268	0.683	0.232	5.63E-38	TR-AM	Mapk3
Hexa	4.50E-42	0.677185	0.66	0.223	7.90E-38	TR-AM	Hexa
Klf10	5.17E-42	0.664398	0.521	0.137	9.08E-38	TR-AM	Klf10
Rps27l1	1.06E-41	0.611006	0.86	0.515	1.86E-37	TR-AM	Rps27l
Canx	1.29E-41	0.719699	0.78	0.357	2.26E-37	TR-AM	Canx
Atp6v0b	3.29E-41	0.717472	0.795	0.376	5.78E-37	TR-AM	Atp6v0b
Irf2bp2	4.35E-41	0.693851	0.687	0.252	7.63E-37	TR-AM	Irf2bp2
Ywhaz	7.26E-41	0.678986	0.829	0.415	1.28E-36	TR-AM	Ywhaz
Dstn1	1.36E-40	0.626693	0.875	0.434	2.39E-36	TR-AM	Dstn
Fn1	1.63E-40	0.513564	0.588	0.22	2.86E-36	TR-AM	Fn1
Ptprc1	3.30E-40	0.498665	0.861	0.404	5.80E-36	TR-AM	Ptprc
Myh9	5.71E-40	0.73396	0.786	0.338	1.00E-35	TR-AM	Myh9
Fosl2	6.20E-40	0.735885	0.559	0.139	1.09E-35	TR-AM	Fosl2
Sh3glb1	6.32E-40	0.577911	0.841	0.478	1.11E-35	TR-AM	Sh3glb1
Atp6v1e1	6.57E-40	0.714812	0.63	0.201	1.15E-35	TR-AM	Atp6v1e1
Lyn	8.04E-40	0.492931	0.652	0.239	1.41E-35	TR-AM	Lyn
Shfm11	8.38E-40	0.542332	0.927	0.682	1.47E-35	TR-AM	Shfm1
Evl	1.75E-39	0.65781	0.588	0.172	3.08E-35	TR-AM	Evl
Pnpla8	2.35E-39	0.730216	0.549	0.145	4.13E-35	TR-AM	Pnpla8
Tgm2	2.37E-39	0.754915	0.607	0.179	4.17E-35	TR-AM	Tgm2
Atp6ap1	2.84E-39	0.629002	0.56	0.175	4.99E-35	TR-AM	Atp6ap1
Uqcrq1	5.55E-39	0.617466	0.825	0.456	9.74E-35	TR-AM	Uqcrq
Klhl9	6.64E-39	0.732571	0.547	0.139	1.17E-34	TR-AM	Klhl9
M6pr	6.97E-39	0.677425	0.648	0.243	1.22E-34	TR-AM	M6pr
Tm6sf1	1.37E-38	0.612602	0.567	0.162	2.40E-34	TR-AM	Tm6sf1
Tppp3	1.62E-38	0.577915	0.577	0.222	2.85E-34	TR-AM	Tppp3
Dusp3	1.64E-38	0.577382	0.569	0.169	2.88E-34	TR-AM	Dusp3
Diaph1	1.72E-37	0.686905	0.655	0.224	3.02E-33	TR-AM	Diaph1
Ezr	3.83E-37	0.583733	0.659	0.26	6.73E-33	TR-AM	Ezr
Tma7	5.15E-37	0.574315	0.88	0.564	9.04E-33	TR-AM	Tma7
Cdk2ap21	5.17E-37	0.604331	0.802	0.444	9.08E-33	TR-AM	Cdk2ap2
Atp6v1g11	5.79E-37	0.678183	0.826	0.452	1.02E-32	TR-AM	Atp6v1g1
Ptpre	7.31E-37	0.628331	0.501	0.134	1.28E-32	TR-AM	Ptpre
Il17ra	8.75E-37	0.590456	0.554	0.155	1.54E-32	TR-AM	Il17ra
Calr	1.12E-36	0.604145	0.775	0.393	1.96E-32	TR-AM	Calr
Ptp4a1	1.28E-36	0.710707	0.698	0.267	2.25E-32	TR-AM	Ptp4a1
Tmem14c	2.12E-36	0.620472	0.631	0.259	3.71E-32	TR-AM	Tmem14c
Nedd9	3.12E-36	0.574811	0.518	0.155	5.48E-32	TR-AM	Nedd9
Cenpb	3.87E-36	0.690958	0.566	0.155	6.80E-32	TR-AM	Cenpb
Aldoa	4.96E-36	0.560083	0.791	0.42	8.70E-32	TR-AM	Aldoa
Prdx5	5.07E-36	0.567168	0.794	0.411	8.90E-32	TR-AM	Prdx5
Cd84	5.60E-36	0.631618	0.605	0.177	9.83E-32	TR-AM	Cd84
Tpp1	6.53E-36	0.657255	0.507	0.124	1.15E-31	TR-AM	Tpp1
Cytip	7.23E-36	0.68452	0.712	0.283	1.27E-31	TR-AM	Cytip
Ifi30	7.61E-36	0.532828	0.53	0.159	1.34E-31	TR-AM	Ifi30
Vamp8	1.46E-35	0.5807	0.747	0.357	2.56E-31	TR-AM	Vamp8
Syk	2.58E-35	0.449714	0.568	0.179	4.54E-31	TR-AM	Syk

Cd53	3.79E-35	0.561815	0.753	0.308	6.65E-31	TR-AM	Cd53
Pros1	6.39E-35	0.593506	0.536	0.157	1.12E-30	TR-AM	Pros1
Dock10	7.41E-35	0.636641	0.672	0.234	1.30E-30	TR-AM	Dock10
Cd36	8.01E-35	0.283578	0.568	0.144	1.41E-30	TR-AM	Cd36
Snx1	8.34E-35	0.712697	0.519	0.122	1.46E-30	TR-AM	Snx1
Ywhah	1.07E-34	0.628224	0.735	0.355	1.88E-30	TR-AM	Ywhah
Mtpn	1.28E-34	0.556108	0.692	0.318	2.24E-30	TR-AM	Mtpn
Prcp	1.93E-34	0.562288	0.578	0.203	3.38E-30	TR-AM	Prcp
Tgfb1	1.94E-34	0.467436	0.721	0.31	3.41E-30	TR-AM	Tgfb1
Actn1	2.46E-34	0.648985	0.518	0.134	4.31E-30	TR-AM	Actn1
Hpcal1	4.88E-34	0.61755	0.543	0.169	8.57E-30	TR-AM	Hpcal1
Msn	7.31E-34	0.50385	0.823	0.49	1.28E-29	TR-AM	Msn
Apbb1ip	7.40E-34	0.510747	0.617	0.252	1.30E-29	TR-AM	Apbb1ip
Chd4	1.08E-33	0.52476	0.673	0.299	1.90E-29	TR-AM	Chd4
Mpc2	1.62E-33	0.668725	0.687	0.307	2.84E-29	TR-AM	Mpc2
Glud1	2.60E-33	0.633413	0.681	0.265	4.56E-29	TR-AM	Glud1
Ski	3.02E-33	0.60901	0.611	0.205	5.29E-29	TR-AM	Ski
Hsp90b11	3.11E-33	0.509892	0.828	0.479	5.46E-29	TR-AM	Hsp90b1
Pon2	5.12E-33	0.629942	0.575	0.186	8.98E-29	TR-AM	Pon2
Ccnd2	8.73E-33	0.720345	0.697	0.27	1.53E-28	TR-AM	Ccnd2
Clta	1.04E-32	0.586406	0.846	0.483	1.83E-28	TR-AM	Clta
Bnip3l	1.13E-32	0.586371	0.782	0.412	1.98E-28	TR-AM	Bnip3l
Fam105a	1.33E-32	0.601285	0.528	0.16	2.33E-28	TR-AM	Fam105a
1810037I1	1.38E-32	0.68211	0.759	0.35	2.42E-28	TR-AM	1810037I17Rik
Arpc1b	1.39E-32	0.429941	0.912	0.64	2.45E-28	TR-AM	Arpc1b
Atp1b3	3.27E-32	0.557646	0.692	0.3	5.74E-28	TR-AM	Atp1b3
Tmed5	3.58E-32	0.591448	0.654	0.245	6.29E-28	TR-AM	Tmed5
Efhd2	4.38E-32	0.621261	0.594	0.2	7.69E-28	TR-AM	Efhd2
Akap131	7.22E-32	0.481753	0.854	0.512	1.27E-27	TR-AM	Akap13
Mycbp2	7.46E-32	0.584474	0.758	0.373	1.31E-27	TR-AM	Mycbp2
Rhoc	1.10E-31	0.659654	0.603	0.188	1.93E-27	TR-AM	Rhoc
H2-DMa1	6.39E-31	0.394846	0.616	0.227	1.12E-26	TR-AM	H2-DMa
Akr1b3	7.80E-31	0.634229	0.567	0.185	1.37E-26	TR-AM	Akr1b3
Ctsz	9.18E-31	0.555072	0.715	0.331	1.61E-26	TR-AM	Ctsz
Arhgap31	9.62E-31	0.313605	0.541	0.175	1.69E-26	TR-AM	Arhgap31
Kcnq1ot1	1.59E-30	0.502352	0.655	0.286	2.79E-26	TR-AM	Kcnq1ot1
BC005537	2.11E-30	0.571681	0.663	0.296	3.70E-26	TR-AM	BC005537
Dazap2	2.19E-30	0.56942	0.733	0.353	3.85E-26	TR-AM	Dazap2
Pdcd6ip	2.53E-30	0.566789	0.541	0.185	4.45E-26	TR-AM	Pdcd6ip
Fcgrt	2.86E-30	0.51618	0.55	0.192	5.01E-26	TR-AM	Fcgrt
Rab5c	2.99E-30	0.559016	0.594	0.234	5.25E-26	TR-AM	Rab5c
Cox5a	3.77E-30	0.54662	0.72	0.363	6.61E-26	TR-AM	Cox5a
Myadm	6.85E-30	0.501135	0.653	0.283	1.20E-25	TR-AM	Myadm
Atox11	6.96E-30	0.502178	0.803	0.437	1.22E-25	TR-AM	Atox1
Iqsec1	9.94E-30	0.520684	0.501	0.162	1.75E-25	TR-AM	Iqsec1
Hist1h2bc	1.03E-29	0.612546	0.531	0.169	1.80E-25	TR-AM	Hist1h2bc
Txnip	2.80E-29	0.501892	0.854	0.504	4.91E-25	TR-AM	Txnip

Vat1	3.59E-29	0.572842	0.529	0.17	6.31E-25	TR-AM	Vat1
Comt	3.73E-29	0.521496	0.653	0.28	6.56E-25	TR-AM	Comt
Cotl1	4.21E-29	0.630466	0.763	0.331	7.40E-25	TR-AM	Cotl1
Sh3bgrl1	1.16E-28	0.44041	0.802	0.427	2.03E-24	TR-AM	Sh3bgrl
Gabarap1	3.31E-28	0.485048	0.895	0.634	5.82E-24	TR-AM	Gabarap
Arl6ip1	3.51E-28	0.433281	0.731	0.389	6.16E-24	TR-AM	Arl6ip1
Ybx1	4.02E-28	0.404165	0.958	0.728	7.06E-24	TR-AM	Ybx1
Dapk1	4.04E-28	0.595782	0.507	0.144	7.09E-24	TR-AM	Dapk1
Capza1	4.35E-28	0.580591	0.592	0.218	7.63E-24	TR-AM	Capza1
Lamtor2	4.78E-28	0.572456	0.701	0.344	8.40E-24	TR-AM	Lamtor2
Hsp90ab1	5.07E-28	0.371119	0.944	0.758	8.90E-24	TR-AM	Hsp90ab1
Arhgap30	5.72E-28	0.360344	0.62	0.267	1.00E-23	TR-AM	Arhgap30
Gm42418	8.77E-28	0.522579	0.758	0.377	1.54E-23	TR-AM	Gm42418
Bri31	2.28E-27	0.508792	0.791	0.445	4.01E-23	TR-AM	Bri3
Nfe2l2	2.85E-27	0.483237	0.513	0.188	5.00E-23	TR-AM	Nfe2l2
Ddx3x	8.82E-27	0.440965	0.684	0.339	1.55E-22	TR-AM	Ddx3x
Nrip1	9.05E-27	0.574635	0.571	0.198	1.59E-22	TR-AM	Nrip1
Reep3	9.29E-27	0.513043	0.536	0.196	1.63E-22	TR-AM	Reep3
Cfl1	1.15E-26	0.337228	0.947	0.752	2.02E-22	TR-AM	Cfl1
Rab1a	1.24E-26	0.52325	0.62	0.254	2.18E-22	TR-AM	Rab1a
Bola2	1.69E-26	0.463946	0.672	0.35	2.96E-22	TR-AM	Bola2
Cdkn1a	2.51E-26	0.352586	0.548	0.215	4.40E-22	TR-AM	Cdkn1a
Scarb2	3.21E-26	0.580289	0.597	0.206	5.63E-22	TR-AM	Scarb2
Rab14	3.46E-26	0.473196	0.75	0.425	6.07E-22	TR-AM	Rab14
Tbca	3.49E-26	0.544623	0.774	0.435	6.13E-22	TR-AM	Tbca
Gltp	1.73E-25	0.57201	0.682	0.275	3.04E-21	TR-AM	Gltp
Myeov2	3.34E-25	0.532911	0.765	0.427	5.87E-21	TR-AM	Myeov2
Lima1	3.60E-25	0.580291	0.508	0.142	6.32E-21	TR-AM	Lima1
Ostf1	4.74E-25	0.527119	0.76	0.39	8.32E-21	TR-AM	Ostf1
Atp5e	7.10E-25	0.397919	0.914	0.736	1.25E-20	TR-AM	Atp5e
Pak2	7.31E-25	0.385152	0.624	0.297	1.28E-20	TR-AM	Pak2
Dbi	1.04E-24	0.50459	0.694	0.335	1.82E-20	TR-AM	Dbi
Camk2d	1.07E-24	0.435317	0.718	0.352	1.88E-20	TR-AM	Camk2d
mt-Atp8	1.29E-24	0.496467	0.746	0.436	2.26E-20	TR-AM	mt-Atp8
Abracl	2.03E-24	0.496055	0.683	0.338	3.56E-20	TR-AM	Abracl
Capg	2.15E-24	0.417436	0.557	0.227	3.77E-20	TR-AM	Capg
Qk	3.09E-24	0.460626	0.562	0.235	5.42E-20	TR-AM	Qk
Lamp2	3.21E-24	0.528528	0.715	0.321	5.63E-20	TR-AM	Lamp2
Atpif1	5.75E-24	0.461587	0.732	0.387	1.01E-19	TR-AM	Atpif1
Mrps21	7.02E-24	0.447979	0.676	0.341	1.23E-19	TR-AM	Mrps21
Gdi2	1.16E-23	0.365035	0.736	0.434	2.04E-19	TR-AM	Gdi2
Scp2	1.39E-23	0.470839	0.755	0.413	2.44E-19	TR-AM	Scp2
Ptpn6	4.16E-23	0.341533	0.517	0.195	7.30E-19	TR-AM	Ptpn6
Gnb11	4.75E-23	0.412113	0.804	0.452	8.34E-19	TR-AM	Gnb1
Arhgdia	8.44E-23	0.477604	0.78	0.45	1.48E-18	TR-AM	Arhgdia
Hnrnpab	1.12E-22	0.420228	0.61	0.286	1.97E-18	TR-AM	Hnrnpab
Rnf130	1.40E-22	0.401715	0.527	0.222	2.45E-18	TR-AM	Rnf130

Tgfbr2	1.43E-22	0.33377	0.599	0.277	2.51E-18	TR-AM	Tgfbr2
Calm3	2.11E-22	0.469169	0.69	0.361	3.71E-18	TR-AM	Calm3
Ppp1r18	2.21E-22	0.444293	0.541	0.221	3.88E-18	TR-AM	Ppp1r18
Vdac2	2.58E-22	0.431274	0.599	0.295	4.54E-18	TR-AM	Vdac2
Eif3j1	3.34E-22	0.44452	0.558	0.251	5.87E-18	TR-AM	Eif3j1
Chic2	6.91E-22	0.467813	0.653	0.304	1.21E-17	TR-AM	Chic2
St13	7.05E-22	0.475805	0.728	0.382	1.24E-17	TR-AM	St13
Clic4	9.67E-22	0.400581	0.66	0.296	1.70E-17	TR-AM	Clic4
Rbm7	9.74E-22	0.490821	0.533	0.229	1.71E-17	TR-AM	Rbm7
Pcbp1	1.01E-21	0.433787	0.623	0.315	1.78E-17	TR-AM	Pcbp1
Cmpk1	2.12E-21	0.515514	0.637	0.282	3.73E-17	TR-AM	Cmpk1
P4hb	2.29E-21	0.363639	0.553	0.256	4.02E-17	TR-AM	P4hb
Tkt	2.36E-21	0.451806	0.571	0.248	4.14E-17	TR-AM	Tkt
Rnf13	5.52E-21	0.462008	0.511	0.208	9.69E-17	TR-AM	Rnf13
Rhog	8.66E-21	0.43698	0.508	0.195	1.52E-16	TR-AM	Rhog
H2afz1	2.12E-20	0.264703	0.865	0.568	3.73E-16	TR-AM	H2afz
Romo1	2.18E-20	0.504613	0.702	0.365	3.83E-16	TR-AM	Romo1
Sqstm1	2.31E-20	0.379622	0.502	0.226	4.06E-16	TR-AM	Sqstm1
Tuba1b	2.98E-20	0.448401	0.718	0.379	5.23E-16	TR-AM	Tuba1b
Atp5g1	3.95E-20	0.362008	0.687	0.421	6.94E-16	TR-AM	Atp5g1
Grb2	5.25E-20	0.37531	0.521	0.229	9.22E-16	TR-AM	Grb2
Hmgn2	5.70E-20	0.333787	0.589	0.266	1.00E-15	TR-AM	Hmgn2
Gpx41	6.38E-20	0.391238	0.847	0.591	1.12E-15	TR-AM	Gpx4
Slc25a5	6.72E-20	0.381136	0.743	0.406	1.18E-15	TR-AM	Slc25a5
Cox4i11	9.38E-20	0.408109	0.927	0.763	1.65E-15	TR-AM	Cox4i1
Metap2	2.91E-19	0.428921	0.636	0.319	5.10E-15	TR-AM	Metap2
Zmiz1	3.92E-19	0.386192	0.543	0.252	6.87E-15	TR-AM	Zmiz1
Atp5g3	4.32E-19	0.42267	0.649	0.358	7.59E-15	TR-AM	Atp5g3
Zbtb7a	4.45E-19	0.326358	0.576	0.305	7.80E-15	TR-AM	Zbtb7a
Fam49b	4.72E-19	0.3336	0.67	0.324	8.29E-15	TR-AM	Fam49b
Ppp1cc	5.02E-19	0.276929	0.589	0.323	8.82E-15	TR-AM	Ppp1cc
Cox17	6.24E-19	0.350711	0.714	0.431	1.10E-14	TR-AM	Cox17
Ubl3	6.31E-19	0.344102	0.667	0.361	1.11E-14	TR-AM	Ubl3
Arpc4	6.62E-19	0.289569	0.628	0.35	1.16E-14	TR-AM	Arpc4
S100a13	7.51E-19	0.46183	0.723	0.387	1.32E-14	TR-AM	S100a13
Eif4g2	9.25E-19	0.386411	0.79	0.506	1.62E-14	TR-AM	Eif4g2
Dync1i2	1.14E-18	0.365898	0.688	0.387	2.01E-14	TR-AM	Dync1i2
B4galnt1	3.02E-18	0.413348	0.514	0.204	5.30E-14	TR-AM	B4galnt1
Vcp	5.97E-18	0.325252	0.557	0.286	1.05E-13	TR-AM	Vcp
Tmem256	7.42E-18	0.419987	0.667	0.364	1.30E-13	TR-AM	Tmem256
Uqcr111	8.46E-18	0.450651	0.786	0.477	1.49E-13	TR-AM	Uqcr11
Cdc42	1.33E-17	0.438054	0.898	0.636	2.33E-13	TR-AM	Cdc42
Gm100761	5.16E-17	0.290239	0.952	0.807	9.06E-13	TR-AM	Gm10076
Ap2a2	5.32E-17	0.370977	0.523	0.243	9.35E-13	TR-AM	Ap2a2
Chmp3	5.33E-17	0.42939	0.563	0.252	9.36E-13	TR-AM	Chmp3
Ost4	6.45E-17	0.40988	0.824	0.545	1.13E-12	TR-AM	Ost4
Snx3	1.07E-16	0.370644	0.687	0.395	1.88E-12	TR-AM	Snx3

Pim1	1.57E-16	0.401432	0.705	0.378	2.75E-12	TR-AM	Pim1
Krcc1	1.92E-16	0.496046	0.582	0.259	3.37E-12	TR-AM	Krcc1
Pfn1	2.19E-16	0.276646	0.972	0.814	3.85E-12	TR-AM	Pfn1
Stk17b1	2.28E-16	0.280471	0.679	0.344	4.00E-12	TR-AM	Stk17b
Txndc17	3.55E-16	0.414787	0.628	0.324	6.24E-12	TR-AM	Txndc17
Mien1	4.19E-16	0.380887	0.501	0.227	7.36E-12	TR-AM	Mien1
Ahnak1	6.73E-16	0.302229	0.856	0.571	1.18E-11	TR-AM	Ahnak
Prelid1	7.02E-16	0.323556	0.615	0.334	1.23E-11	TR-AM	Prelid1
Pdia6	9.25E-16	0.327942	0.506	0.245	1.62E-11	TR-AM	Pdia6
Fam174a	2.35E-15	0.328414	0.545	0.286	4.13E-11	TR-AM	Fam174a
Eif5b	2.68E-15	0.329929	0.675	0.401	4.70E-11	TR-AM	Eif5b
Aurkaip1	5.69E-15	0.327733	0.53	0.275	9.99E-11	TR-AM	Aurkaip1
Vasp	1.34E-14	0.256984	0.631	0.342	2.36E-10	TR-AM	Vasp
Caprin1	1.41E-14	0.369508	0.502	0.224	2.47E-10	TR-AM	Caprin1
Polr2l	2.46E-14	0.281011	0.504	0.271	4.31E-10	TR-AM	Polr2l
Klf6	4.27E-14	0.290282	0.695	0.422	7.50E-10	TR-AM	Klf6
Nme1	4.47E-14	0.416229	0.558	0.273	7.85E-10	TR-AM	Nme1
Ldha	4.88E-14	0.304358	0.654	0.358	8.56E-10	TR-AM	Ldha
Nmt1	5.46E-14	0.347294	0.571	0.297	9.59E-10	TR-AM	Nmt1
Adipor1	7.71E-14	0.383863	0.581	0.288	1.35E-09	TR-AM	Adipor1
Tmem160	7.95E-14	0.366195	0.57	0.304	1.40E-09	TR-AM	Tmem160
Ptpn1	7.99E-14	0.442316	0.541	0.239	1.40E-09	TR-AM	Ptpn1
Hspa5	9.58E-14	0.305396	0.651	0.379	1.68E-09	TR-AM	Hspa5
Tmed10	1.07E-13	0.34797	0.688	0.387	1.88E-09	TR-AM	Tmed10
Llph	1.54E-13	0.329155	0.574	0.287	2.70E-09	TR-AM	Llph
Ccni	2.29E-13	0.341745	0.592	0.307	4.02E-09	TR-AM	Ccni
1110008F1	2.75E-13	0.304827	0.533	0.274	4.83E-09	TR-AM	1110008F13Rik
Ddx21	2.86E-13	0.311245	0.512	0.255	5.02E-09	TR-AM	Ddx21
Mtdh	1.30E-12	0.291664	0.691	0.424	2.28E-08	TR-AM	Mtdh
Scand1	1.73E-12	0.288801	0.645	0.375	3.03E-08	TR-AM	Scand1
Atp6v1f	1.86E-12	0.36193	0.692	0.427	3.26E-08	TR-AM	Atp6v1f
Eif3a	2.80E-12	0.357146	0.642	0.339	4.91E-08	TR-AM	Eif3a
Mrpl33	3.78E-12	0.278391	0.715	0.431	6.63E-08	TR-AM	Mrpl33
Cox6b11	3.93E-12	0.258229	0.835	0.637	6.90E-08	TR-AM	Cox6b1
Tm9sf3	4.09E-12	0.283365	0.553	0.314	7.19E-08	TR-AM	Tm9sf3
Capns1	4.69E-12	0.330666	0.65	0.378	8.24E-08	TR-AM	Capns1
Chchd21	4.84E-12	0.257221	0.899	0.724	8.50E-08	TR-AM	Chchd2
S100a111	5.41E-12	0.300364	0.886	0.623	9.49E-08	TR-AM	S100a11
Hn1	6.59E-12	0.264019	0.626	0.37	1.16E-07	TR-AM	Hn1
Eif3c	2.05E-11	0.255577	0.513	0.264	3.59E-07	TR-AM	Eif3c
Atp5l1	3.21E-11	0.297578	0.882	0.695	5.64E-07	TR-AM	Atp5l
Celf2	4.86E-11	0.269118	0.752	0.475	8.53E-07	TR-AM	Celf2
Mpc1	4.94E-11	0.299829	0.568	0.324	8.66E-07	TR-AM	Mpc1
Tor1aip1	7.21E-11	0.272672	0.518	0.283	1.27E-06	TR-AM	Tor1aip1
Rhoa	7.89E-11	0.329561	0.897	0.649	1.39E-06	TR-AM	Rhoa
Rbms1	1.37E-10	0.260462	0.716	0.432	2.41E-06	TR-AM	Rbms1
Dynll11	3.39E-10	0.254805	0.859	0.623	5.95E-06	TR-AM	Dynll1

G3bp1	3.60E-10	0.26749	0.52	0.281	6.31E-06	TR-AM	G3bp1
Ndufa21	4.37E-10	0.289886	0.825	0.606	7.67E-06	TR-AM	Ndufa2
Pcbp2	1.31E-09	0.262959	0.741	0.501	2.30E-05	TR-AM	Pcbp2
Ndufv3	7.39E-09	0.251911	0.576	0.357	0.00013	TR-AM	Ndufv3
Bax	1.04E-08	0.263431	0.53	0.311	0.000182	TR-AM	Bax
Pkm	1.13E-08	0.272361	0.596	0.326	0.000198	TR-AM	Pkm
Tomm20	9.73E-08	0.26103	0.684	0.436	0.001708	TR-AM	Tomm20
Anp32b	1.22E-07	0.258294	0.682	0.424	0.002149	TR-AM	Anp32b
Npnt	2.07E-167	2.795679	0.973	0.086	3.64E-163	Fibroblast-1	Npnt
Gpx3	3.12E-155	2.540293	0.994	0.235	5.48E-151	Fibroblast-1	Gpx3
Inmt	1.58E-152	2.471183	0.999	0.198	2.78E-148	Fibroblast-1	Inmt
Limch1	6.39E-152	2.282792	0.977	0.13	1.12E-147	Fibroblast-1	Limch1
Macf1	2.17E-146	2.115375	0.987	0.43	3.81E-142	Fibroblast-1	Macf1
Mettl7a1	2.01E-140	2.178327	0.938	0.165	3.54E-136	Fibroblast-1	Mettl7a1
Mfap4	2.02E-137	2.398266	0.92	0.15	3.55E-133	Fibroblast-1	Mfap4
Pcolce2	1.83E-136	1.9597	0.964	0.199	3.22E-132	Fibroblast-1	Pcolce2
Prelp	6.09E-136	1.970076	0.926	0.16	1.07E-131	Fibroblast-1	Prelp
Fhl1	5.24E-135	1.935764	0.952	0.205	9.19E-131	Fibroblast-1	Fhl1
Pdgfra	2.55E-132	2.042119	0.914	0.126	4.48E-128	Fibroblast-1	Pdgfra
Hsd11b1	7.67E-131	2.246706	0.867	0.104	1.35E-126	Fibroblast-1	Hsd11b1
Ogn	2.23E-130	1.820149	0.981	0.214	3.91E-126	Fibroblast-1	Ogn
Itga8	2.68E-130	1.995803	0.835	0.061	4.71E-126	Fibroblast-1	Itga8
G0s2	8.68E-129	2.314035	0.912	0.14	1.52E-124	Fibroblast-1	G0s2
Prex2	2.77E-127	1.824873	0.898	0.142	4.86E-123	Fibroblast-1	Prex2
Sod3	5.10E-127	1.777723	0.925	0.189	8.96E-123	Fibroblast-1	Sod3
Tns1	1.36E-124	1.780682	0.925	0.278	2.39E-120	Fibroblast-1	Tns1
Gsn	4.19E-124	1.561691	0.999	0.369	7.35E-120	Fibroblast-1	Gsn
Mxra8	2.92E-121	1.926369	0.872	0.143	5.12E-117	Fibroblast-1	Mxra8
Sep-04	4.11E-119	1.887967	0.878	0.124	7.22E-115	Fibroblast-1	Sep-04
Cxcl14	1.07E-117	2.180039	0.845	0.09	1.89E-113	Fibroblast-1	Cxcl14
Fxyd1	1.12E-117	1.580042	0.925	0.202	1.97E-113	Fibroblast-1	Fxyd1
Cdo1	1.15E-117	2.030535	0.788	0.059	2.02E-113	Fibroblast-1	Cdo1
Fmo2	1.06E-114	1.657633	0.924	0.229	1.86E-110	Fibroblast-1	Fmo2
Nebl	2.54E-114	1.941643	0.798	0.068	4.46E-110	Fibroblast-1	Nebl
Mgp	2.79E-114	1.545577	0.997	0.364	4.89E-110	Fibroblast-1	Mgp
Mylk	9.99E-114	1.67236	0.898	0.174	1.75E-109	Fibroblast-1	Mylk
Plxdc2	5.09E-113	1.669934	0.838	0.159	8.94E-109	Fibroblast-1	Plxdc2
Cd81	1.08E-111	1.696138	0.952	0.399	1.89E-107	Fibroblast-1	Cd81
Tcf21	1.25E-110	2.050763	0.768	0.075	2.20E-106	Fibroblast-1	Tcf21
Aldh1a1	1.72E-110	1.818332	0.764	0.085	3.02E-106	Fibroblast-1	Aldh1a1
Plpp3	1.45E-109	1.573185	0.925	0.23	2.55E-105	Fibroblast-1	Plpp3
Spon1	6.62E-109	1.78397	0.766	0.079	1.16E-104	Fibroblast-1	Spon1
Cyr61	1.04E-108	1.839543	0.912	0.203	1.82E-104	Fibroblast-1	Cyr61
Ppp1r14a	6.26E-107	1.716343	0.787	0.088	1.10E-102	Fibroblast-1	Ppp1r14a
Ltbp4	8.06E-103	1.527702	0.878	0.21	1.42E-98	Fibroblast-1	Ltbp4
Igfbp7	3.34E-102	1.323717	0.962	0.307	5.86E-98	Fibroblast-1	Igfbp7
Csrp1	6.06E-102	1.508347	0.916	0.286	1.06E-97	Fibroblast-1	Csrp1

Bgn	1.21E-101	1.403479	0.967	0.255	2.13E-97	Fibroblast-1Bgn
Rarres2	5.01E-98	1.278129	0.907	0.222	8.80E-94	Fibroblast-1Rarres2
Wisp2	1.44E-97	1.849118	0.674	0.034	2.53E-93	Fibroblast-1Wisp2
Cdh11	2.91E-93	1.61989	0.725	0.079	5.11E-89	Fibroblast-1Cdh11
Dpep1	3.71E-92	1.555777	0.751	0.098	6.52E-88	Fibroblast-1Dpep1
Cst32	1.54E-91	1.172945	0.989	0.69	2.70E-87	Fibroblast-1Cst3
Col13a1	2.69E-89	1.615626	0.654	0.032	4.72E-85	Fibroblast-1Col13a1
Sparc	4.56E-89	1.187321	0.904	0.259	8.01E-85	Fibroblast-1Sparc
Gm14964	4.61E-89	1.767246	0.648	0.041	8.10E-85	Fibroblast-1Gm14964
Gng11	5.40E-89	1.573083	0.825	0.166	9.48E-85	Fibroblast-1Gng11
Serping1	6.68E-89	1.337161	0.881	0.201	1.17E-84	Fibroblast-1Serping1
Sparcl1	1.01E-88	1.247033	0.907	0.224	1.77E-84	Fibroblast-1Sparcl1
Scn3a	1.29E-88	1.563824	0.61	0.024	2.26E-84	Fibroblast-1Scn3a
Atp1a2	1.70E-88	1.501395	0.721	0.1	2.98E-84	Fibroblast-1Atp1a2
Gyg	4.91E-88	1.657619	0.772	0.193	8.63E-84	Fibroblast-1Gyg
Cfh	5.11E-88	1.303902	0.848	0.19	8.97E-84	Fibroblast-1Cfh
1810010H2	4.48E-86	1.615489	0.675	0.061	7.87E-82	Fibroblast-11810010H24Rik
F2r	2.55E-85	1.472301	0.707	0.1	4.48E-81	Fibroblast-1F2r
Colec12	2.92E-83	1.363406	0.697	0.125	5.13E-79	Fibroblast-1Colec12
Pmp22	5.39E-82	1.237614	0.798	0.212	9.47E-78	Fibroblast-1Pmp22
Lbh	9.54E-82	1.349352	0.873	0.329	1.67E-77	Fibroblast-1Lbh
Mat2a	2.39E-80	1.592045	0.849	0.388	4.19E-76	Fibroblast-1Mat2a
Eln	4.88E-80	1.438775	0.789	0.195	8.56E-76	Fibroblast-1Eln
Apoe	9.86E-80	0.900858	0.949	0.396	1.73E-75	Fibroblast-1Apoe
Fn11	2.63E-79	1.312102	0.815	0.214	4.62E-75	Fibroblast-1Fn1
Nisch	1.42E-78	1.156754	0.841	0.385	2.49E-74	Fibroblast-1Nisch
Dpysl2	3.07E-77	1.131098	0.862	0.412	5.39E-73	Fibroblast-1Dpysl2
Scarf2	6.71E-77	1.458112	0.624	0.08	1.18E-72	Fibroblast-1Scarf2
Pcolce	7.35E-76	1.284203	0.662	0.116	1.29E-71	Fibroblast-1Pcolce
Igfbp3	1.32E-75	1.161254	0.692	0.127	2.31E-71	Fibroblast-1Igfbp3
Neat11	1.58E-75	1.227821	0.901	0.489	2.77E-71	Fibroblast-1Neat1
Col1a1	2.02E-74	0.948025	0.824	0.21	3.54E-70	Fibroblast-1Col1a1
Selenbp1	3.39E-74	1.518973	0.659	0.093	5.95E-70	Fibroblast-1Selenbp1
Cp	1.60E-73	1.358226	0.692	0.117	2.80E-69	Fibroblast-1Cp
C1qtnf2	1.10E-72	1.324817	0.602	0.078	1.93E-68	Fibroblast-1C1qtnf2
Ifitm2	5.72E-72	1.052157	0.869	0.379	1.00E-67	Fibroblast-1Ifitm2
Tmem176a	3.77E-71	1.272192	0.772	0.238	6.61E-67	Fibroblast-1Tmem176a
Malat11	8.56E-71	0.681285	0.999	0.997	1.50E-66	Fibroblast-1Malat1
Tmem119	1.17E-70	1.345258	0.549	0.049	2.06E-66	Fibroblast-1Tmem119
Nbl1	2.64E-70	1.035799	0.822	0.204	4.63E-66	Fibroblast-1Nbl1
Shroom3	2.73E-70	1.351959	0.59	0.066	4.79E-66	Fibroblast-1Shroom3
Slc7a10	2.96E-70	1.540292	0.518	0.006	5.20E-66	Fibroblast-1Slc7a10
Pid1	3.35E-70	1.292636	0.759	0.227	5.88E-66	Fibroblast-1Pid1
Col1a2	3.97E-70	0.784635	0.887	0.224	6.96E-66	Fibroblast-1Col1a2
Col6a1	1.26E-68	1.182139	0.666	0.142	2.20E-64	Fibroblast-1Col6a1
Col3a1	1.69E-68	0.832644	0.887	0.26	2.96E-64	Fibroblast-1Col3a1
Loxl1	3.33E-68	1.227143	0.695	0.141	5.85E-64	Fibroblast-1Loxl1

Nox4	4.46E-68	1.269267	0.571	0.07	7.82E-64	Fibroblast-1Nox4
Tmem176b	4.41E-67	1.139167	0.763	0.279	7.75E-63	Fibroblast-1Tmem176b
Rbp1	5.42E-67	1.136705	0.714	0.159	9.52E-63	Fibroblast-1Rbp1
H6pd	2.10E-66	1.280094	0.567	0.086	3.69E-62	Fibroblast-1H6pd
Nupr1	2.16E-66	1.183467	0.77	0.232	3.79E-62	Fibroblast-1Nupr1
Ces1d	2.09E-65	1.514255	0.538	0.032	3.67E-61	Fibroblast-1Ces1d
Lrp11	2.15E-65	1.075	0.789	0.325	3.77E-61	Fibroblast-1Lrp1
Ptgis	2.66E-65	1.195835	0.622	0.125	4.67E-61	Fibroblast-1Ptgis
Ptprd	4.73E-65	1.292418	0.614	0.078	8.30E-61	Fibroblast-1Ptprd
Olfml3	2.36E-64	1.320178	0.621	0.097	4.14E-60	Fibroblast-1Olfml3
Slc36a2	5.03E-64	1.254651	0.527	0.05	8.83E-60	Fibroblast-1Slc36a2
Ednra	1.16E-63	1.275463	0.604	0.079	2.03E-59	Fibroblast-1Ednra
Bmp3	1.73E-63	1.320559	0.565	0.05	3.03E-59	Fibroblast-1Bmp3
Mrc2	2.10E-63	1.269264	0.519	0.043	3.69E-59	Fibroblast-1Mrc2
Emp2	2.11E-63	1.085839	0.684	0.138	3.71E-59	Fibroblast-1Emp2
Timp3	6.69E-63	0.868349	0.891	0.277	1.17E-58	Fibroblast-1Timp3
Col6a3	5.56E-62	1.286416	0.628	0.108	9.77E-58	Fibroblast-1Col6a3
Clec3b	8.28E-61	0.71873	0.725	0.155	1.45E-56	Fibroblast-1Clec3b
Pdzd2	2.62E-60	1.16475	0.52	0.068	4.59E-56	Fibroblast-1Pdzd2
Myh10	1.21E-59	1.279604	0.599	0.091	2.12E-55	Fibroblast-1Myh10
Cald1	1.23E-59	1.071512	0.701	0.212	2.16E-55	Fibroblast-1Cald1
Serpine2	1.28E-59	1.283303	0.604	0.085	2.25E-55	Fibroblast-1Serpine2
Pbx1	6.87E-59	0.931411	0.737	0.271	1.21E-54	Fibroblast-1Pbx1
Myo1b	7.53E-58	1.266814	0.528	0.043	1.32E-53	Fibroblast-1Myo1b
Ms4a4d	2.37E-57	1.239235	0.537	0.071	4.15E-53	Fibroblast-1Ms4a4d
Mamdc2	6.71E-57	1.148282	0.537	0.086	1.18E-52	Fibroblast-1Mamdc2
Marcks	2.90E-56	0.922282	0.676	0.258	5.10E-52	Fibroblast-1Marcks
Timp2	3.99E-56	0.84449	0.822	0.333	7.00E-52	Fibroblast-1Timp2
Tbx2	4.67E-56	1.114402	0.577	0.091	8.20E-52	Fibroblast-1Tbx2
Lrp4	6.75E-56	1.383402	0.543	0.092	1.19E-51	Fibroblast-1Lrp4
Figf	1.57E-55	1.287809	0.558	0.076	2.76E-51	Fibroblast-1Figf
Lrat	4.03E-55	1.344692	0.501	0.037	7.07E-51	Fibroblast-1Lrat
Nfib	8.96E-55	0.881411	0.864	0.304	1.57E-50	Fibroblast-1Nfib
Socs2	1.04E-54	1.075832	0.664	0.212	1.82E-50	Fibroblast-1Socs2
Col6a2	1.51E-54	1.022049	0.544	0.122	2.65E-50	Fibroblast-1Col6a2
Rnase4	4.20E-54	0.916889	0.697	0.229	7.37E-50	Fibroblast-1Rnase4
Cdkn2c	7.12E-54	1.200687	0.515	0.078	1.25E-49	Fibroblast-1Cdkn2c
Nr2f2	8.31E-54	1.110364	0.627	0.149	1.46E-49	Fibroblast-1Nr2f2
Sptbn1	8.41E-53	0.708059	0.858	0.42	1.48E-48	Fibroblast-1Sptbn1
Ifitm32	6.23E-52	0.640824	0.938	0.443	1.09E-47	Fibroblast-1Ifitm3
Vcam1	8.22E-52	1.121737	0.529	0.085	1.44E-47	Fibroblast-1Vcam1
Scn7a	1.62E-51	1.001173	0.602	0.132	2.84E-47	Fibroblast-1Scn7a
Slc1a3	1.68E-51	1.072743	0.542	0.108	2.94E-47	Fibroblast-1Slc1a3
Hspb1	2.70E-51	1.215776	0.538	0.112	4.75E-47	Fibroblast-1Hspb1
Efemp1	1.18E-50	1.160489	0.537	0.084	2.07E-46	Fibroblast-1Efemp1
Gpm6b	4.23E-50	1.036857	0.542	0.104	7.43E-46	Fibroblast-1Gpm6b
Gpc3	1.06E-49	0.872599	0.623	0.143	1.86E-45	Fibroblast-1Gpc3

Abca8a	2.22E-49	1.124904	0.563	0.101	3.89E-45	Fibroblast-1Abca8a
Heg1	5.75E-49	0.970606	0.637	0.201	1.01E-44	Fibroblast-1Heg1
Crispld2	6.60E-49	1.105934	0.544	0.117	1.16E-44	Fibroblast-1Crispld2
Zbtb20	1.55E-48	0.800409	0.807	0.424	2.71E-44	Fibroblast-1Zbtb20
Fermt2	6.09E-48	1.021283	0.532	0.122	1.07E-43	Fibroblast-1Fermt2
Peak1	1.92E-47	0.959532	0.575	0.17	3.38E-43	Fibroblast-1Peak1
Sdc2	2.17E-47	0.93982	0.552	0.125	3.81E-43	Fibroblast-1Sdc2
Ppic	2.23E-47	1.014362	0.519	0.114	3.92E-43	Fibroblast-1Ppic
Cryab	5.67E-47	0.987818	0.579	0.148	9.96E-43	Fibroblast-1Cryab
Nrp1	7.56E-47	0.787413	0.673	0.285	1.33E-42	Fibroblast-1Nrp1
Eva1b	5.01E-46	1.039818	0.632	0.212	8.80E-42	Fibroblast-1Eva1b
Mmp2	2.37E-45	1.013968	0.522	0.115	4.16E-41	Fibroblast-1Mmp2
Adamts10	2.69E-45	1.038666	0.594	0.158	4.73E-41	Fibroblast-1Adamts10
Igfbp6	3.01E-45	0.769323	0.626	0.16	5.29E-41	Fibroblast-1Igfbp6
Snhg18	3.17E-45	1.024323	0.575	0.146	5.57E-41	Fibroblast-1Snhg18
Rsrp11	3.46E-45	0.833521	0.911	0.728	6.08E-41	Fibroblast-1Rsrp1
Serpinh1	5.73E-45	0.902712	0.704	0.216	1.01E-40	Fibroblast-1Serpinh1
Wsb1	1.04E-44	1.006813	0.576	0.192	1.82E-40	Fibroblast-1Wsb1
Selm	5.74E-43	0.832863	0.684	0.224	1.01E-38	Fibroblast-1Selm
Sh3bgrl2	3.83E-42	0.838485	0.797	0.441	6.73E-38	Fibroblast-1Sh3bgrl
Ctsl	6.25E-42	0.868087	0.624	0.252	1.10E-37	Fibroblast-1Ctsl
Id3	8.23E-42	1.01554	0.73	0.313	1.44E-37	Fibroblast-1Id3
Son1	6.24E-41	0.650234	0.901	0.717	1.10E-36	Fibroblast-1Son
Gstm1	7.12E-41	0.861722	0.739	0.338	1.25E-36	Fibroblast-1Gstm1
Nenf	9.87E-41	0.769238	0.721	0.336	1.73E-36	Fibroblast-1Nenf
Aldh2	1.10E-40	0.893213	0.725	0.344	1.92E-36	Fibroblast-1Aldh2
Laptm4a1	1.16E-40	0.802672	0.797	0.477	2.03E-36	Fibroblast-1Laptm4a
Tmem204	5.22E-40	0.958204	0.511	0.101	9.17E-36	Fibroblast-1Tmem204
Tgfbr21	6.21E-39	0.839548	0.615	0.287	1.09E-34	Fibroblast-1Tgfbr2
Ghr	6.24E-39	0.794816	0.505	0.142	1.09E-34	Fibroblast-1Ghr
Tsc22d1	2.32E-38	0.87363	0.553	0.188	4.07E-34	Fibroblast-1Tsc22d1
Clic41	7.98E-38	0.830962	0.688	0.307	1.40E-33	Fibroblast-1Clic4
Tns3	1.12E-37	0.899293	0.52	0.157	1.96E-33	Fibroblast-1Tns3
Thbd	1.43E-37	0.712194	0.543	0.182	2.52E-33	Fibroblast-1Thbd
Lims1	2.02E-37	0.885043	0.598	0.256	3.55E-33	Fibroblast-1Lims1
Crip2	2.27E-36	0.603857	0.642	0.25	3.99E-32	Fibroblast-1Crip2
Xist1	2.78E-36	0.75212	0.811	0.458	4.88E-32	Fibroblast-1Xist
Dusp11	1.99E-35	0.865864	0.806	0.472	3.50E-31	Fibroblast-1Dusp1
mt-Atp61	3.27E-35	0.342403	0.999	0.994	5.74E-31	Fibroblast-1mt-Atp6
Sep152	1.34E-34	0.779917	0.844	0.54	2.35E-30	Fibroblast-1 Sep-15
Ppp1r2	2.22E-34	0.879109	0.703	0.36	3.91E-30	Fibroblast-1Ppp1r2
Lhfp	3.11E-34	0.677921	0.542	0.176	5.46E-30	Fibroblast-1Lhfp
Tuba1a	3.61E-34	0.731045	0.656	0.322	6.34E-30	Fibroblast-1Tuba1a
Nedd4	1.47E-33	0.630401	0.622	0.257	2.58E-29	Fibroblast-1Nedd4
Prdx6	1.69E-33	0.858656	0.647	0.309	2.96E-29	Fibroblast-1Prdx6
mt-Cytb1	6.45E-33	0.373244	0.991	0.957	1.13E-28	Fibroblast-1mt-Cytb
Fth12	8.18E-32	0.358528	1	0.96	1.44E-27	Fibroblast-1Fth1

Arrdc3	1.29E-31	0.908262	0.539	0.177	2.27E-27	Fibroblast-1Arrdc3
Klf9	1.93E-31	0.818926	0.631	0.267	3.39E-27	Fibroblast-1Klf9
Ifi27	5.04E-31	0.843218	0.565	0.232	8.86E-27	Fibroblast-1Ifi27
Cd63	8.22E-31	0.683491	0.668	0.297	1.44E-26	Fibroblast-1Cd63
Pam	1.68E-30	0.508819	0.631	0.26	2.95E-26	Fibroblast-1Pam
Slc43a3	6.92E-30	0.762335	0.57	0.181	1.22E-25	Fibroblast-1Slc43a3
Twsg1	2.43E-29	0.813491	0.505	0.157	4.27E-25	Fibroblast-1Twsg1
Bsg	4.40E-29	0.628688	0.701	0.423	7.73E-25	Fibroblast-1Bsg
Zfp36l11	1.05E-28	0.604704	0.753	0.455	1.85E-24	Fibroblast-1Zfp36l1
Gas6	1.10E-28	0.651137	0.598	0.213	1.94E-24	Fibroblast-1Gas6
Tcf4	2.55E-28	0.686541	0.694	0.352	4.47E-24	Fibroblast-1Tcf4
Pnisr	3.52E-28	0.658107	0.717	0.461	6.19E-24	Fibroblast-1Pnisr
Ubc1	8.63E-28	0.739573	0.765	0.562	1.51E-23	Fibroblast-1Ubc
Tacc1	2.88E-26	0.764002	0.534	0.264	5.06E-22	Fibroblast-1Tacc1
Comt1	3.09E-26	0.626684	0.572	0.3	5.42E-22	Fibroblast-1Comt
Il11ra1	3.29E-26	0.66516	0.505	0.202	5.77E-22	Fibroblast-1Il11ra1
Mbnl2	9.03E-26	0.823788	0.64	0.315	1.59E-21	Fibroblast-1Mbnl2
mt-Co1	2.18E-25	0.275575	0.997	0.992	3.82E-21	Fibroblast-1mt-Co1
Dpt	3.07E-25	0.517762	0.558	0.195	5.39E-21	Fibroblast-1Dpt
Atraid	1.25E-24	0.708804	0.511	0.226	2.20E-20	Fibroblast-1Atraid
Mgst11	2.18E-24	0.705595	0.624	0.314	3.83E-20	Fibroblast-1Mgst1
Cebpb2	2.83E-24	0.361255	0.841	0.489	4.96E-20	Fibroblast-1Cebpb
Rrbp11	4.92E-24	0.594623	0.739	0.508	8.64E-20	Fibroblast-1Rrbp1
Tmcc3	5.24E-24	0.739378	0.534	0.231	9.19E-20	Fibroblast-1Tmcc3
Zyx	2.44E-23	0.758471	0.603	0.317	4.28E-19	Fibroblast-1Zyx
mt-Nd41	7.48E-22	0.324318	0.986	0.939	1.31E-17	Fibroblast-1mt-Nd4
Anxa51	2.81E-21	0.542403	0.628	0.381	4.93E-17	Fibroblast-1Anxa5
Hmcn1	4.00E-21	0.529748	0.501	0.194	7.03E-17	Fibroblast-1Hmcn1
Itm2c	8.52E-21	0.63246	0.519	0.298	1.50E-16	Fibroblast-1Itm2c
Dad1	8.88E-21	0.628751	0.67	0.416	1.56E-16	Fibroblast-1Dad1
Sdc4	9.94E-21	0.577743	0.518	0.235	1.75E-16	Fibroblast-1Sdc4
Cd3021	2.60E-20	0.573289	0.536	0.281	4.56E-16	Fibroblast-1Cd302
mt-Co3	8.36E-20	0.273074	0.999	0.99	1.47E-15	Fibroblast-1mt-Co3
Ssr1	3.65E-19	0.66779	0.594	0.337	6.40E-15	Fibroblast-1Ssr1
Ndufa41	9.40E-19	0.486437	0.725	0.545	1.65E-14	Fibroblast-1Ndufa4
Ptms2	1.66E-18	0.420987	0.742	0.466	2.91E-14	Fibroblast-1Ptms
Nktr	2.88E-17	0.499199	0.589	0.396	5.06E-13	Fibroblast-1Nktr
Tagln22	6.42E-17	0.402052	0.744	0.545	1.13E-12	Fibroblast-1Tagln2
Tmco1	8.70E-17	0.524128	0.544	0.341	1.53E-12	Fibroblast-1Tmco1
mt-Nd2	2.08E-16	0.272823	0.959	0.901	3.66E-12	Fibroblast-1mt-Nd2
Zeb2	2.09E-16	0.402969	0.623	0.426	3.66E-12	Fibroblast-1Zeb2
Dstn2	7.12E-16	0.32625	0.697	0.465	1.25E-11	Fibroblast-1Dstn
Myadm1	1.92E-15	0.522266	0.501	0.309	3.37E-11	Fibroblast-1Myadm
S100a61	7.71E-15	0.302777	0.855	0.537	1.35E-10	Fibroblast-1S100a6
Lamp21	8.07E-15	0.571425	0.572	0.347	1.42E-10	Fibroblast-1Lamp2
Ifngr1	1.20E-14	0.428024	0.579	0.398	2.10E-10	Fibroblast-1Ifngr1
Rabac1	1.67E-14	0.41844	0.749	0.576	2.93E-10	Fibroblast-1Rabac1

Selk1	4.18E-14	0.431733	0.75	0.574	7.33E-10	Fibroblast-1 Selk
Itgb1	1.45E-13	0.460387	0.623	0.4	2.54E-09	Fibroblast-1 Itgb1
Itm2b1	1.81E-13	0.306921	0.919	0.802	3.18E-09	Fibroblast-1 Itm2b
Rtn4	9.83E-13	0.408455	0.565	0.409	1.73E-08	Fibroblast-1 Rtn4
Cox6a11	1.40E-12	0.382458	0.73	0.608	2.45E-08	Fibroblast-1 Cox6a1
Cd1641	2.20E-12	0.445537	0.589	0.348	3.86E-08	Fibroblast-1 Cd164
Ubl31	3.66E-12	0.446228	0.519	0.384	6.42E-08	Fibroblast-1 Ubl3
Luc7l2	3.84E-12	0.452397	0.734	0.575	6.74E-08	Fibroblast-1 Luc7l2
Cox6c1	6.51E-12	0.382563	0.843	0.721	1.14E-07	Fibroblast-1 Cox6c
App1	1.75E-11	0.300056	0.594	0.378	3.08E-07	Fibroblast-1 App
Aplp21	9.23E-11	0.386619	0.509	0.338	1.62E-06	Fibroblast-1 Aplp2
Dpm3	1.21E-10	0.405053	0.523	0.379	2.13E-06	Fibroblast-1 Dpm3
Ogt	1.13E-09	0.403998	0.609	0.469	1.99E-05	Fibroblast-1 Ogt
Tmed9	1.46E-09	0.383409	0.522	0.393	2.56E-05	Fibroblast-1 Tmed9
Cnn2	3.16E-09	0.392143	0.52	0.333	5.55E-05	Fibroblast-1 Cnn2
Btg21	2.95E-08	0.346336	0.779	0.682	0.000518	Fibroblast-1 Btg2
Sec62	4.13E-08	0.389072	0.541	0.406	0.000725	Fibroblast-1 Sec62
Fus	7.11E-08	0.328631	0.657	0.53	0.001247	Fibroblast-1 Fus
Scp21	8.33E-08	0.364086	0.567	0.441	0.001463	Fibroblast-1 Scp2
Junb2	9.68E-08	0.380825	0.769	0.761	0.0017	Fibroblast-1 Junb
Srsf21	1.58E-07	0.285171	0.67	0.564	0.002776	Fibroblast-1 Srsf2
Nap1l1	1.75E-07	0.337198	0.567	0.451	0.003069	Fibroblast-1 Nap1l1
Ier22	4.65E-07	0.481145	0.608	0.557	0.008164	Fibroblast-1 Ier2
Eif4a21	5.92E-07	0.312966	0.656	0.523	0.010402	Fibroblast-1 Eif4a2
Srsf51	5.93E-07	0.342369	0.783	0.705	0.010411	Fibroblast-1 Srsf5
Flna1	8.00E-07	0.371924	0.528	0.373	0.014042	Fibroblast-1 Flna
Gpx42	2.99E-06	0.255887	0.72	0.61	0.052443	Fibroblast-1 Gpx4
Hspa51	3.65E-06	0.383115	0.542	0.398	0.064	Fibroblast-1 Hspa5
Jun	5.87E-06	0.276086	0.595	0.449	0.103047	Fibroblast-1 Jun
Rbms11	3.20E-05	0.327652	0.547	0.456	0.561165	Fibroblast-1 Rbms1
Tmem50a	7.12E-05	0.308469	0.539	0.445	1	Fibroblast-1 Tmem50a
Zfp36	0.000191	0.412208	0.57	0.452	1	Fibroblast-1 Zfp36
Ppib	0.000745	0.250903	0.528	0.459	1	Fibroblast-1 Ppib
Hhip	4.91E-175	3.348183	0.968	0.029	8.62E-171	Smooth mu Hhip
Enpp2	1.15E-152	2.576065	0.913	0.056	2.02E-148	Smooth mu Enpp2
Mustn1	5.56E-151	2.890445	0.923	0.076	9.76E-147	Smooth mu Mustn1
Grem2	1.01E-143	2.539146	0.894	0.079	1.78E-139	Smooth mu Grem2
Igfbp31	1.42E-133	2.561262	0.87	0.121	2.50E-129	Smooth mu Igfbp3
Igfbp5	1.30E-130	2.499211	0.859	0.062	2.29E-126	Smooth mu Igfbp5
Aspn	7.30E-128	2.743702	0.782	0.023	1.28E-123	Smooth mu Aspn
Malat12	9.86E-127	0.97337	1	0.997	1.73E-122	Smooth mu Malat1
Lum	2.99E-117	2.314585	0.767	0.044	5.24E-113	Smooth mu Lum
Junb3	8.32E-105	1.351107	0.966	0.747	1.46E-100	Smooth mu Junb
Egr1	3.30E-103	1.517586	0.919	0.38	5.79E-99	Smooth mu Egr1
Col3a11	5.27E-101	1.448148	0.947	0.263	9.25E-97	Smooth mu Col3a1
Rgs2	1.38E-97	1.780812	0.848	0.298	2.43E-93	Smooth mu Rgs2
Tagln	1.51E-92	2.070253	0.673	0.058	2.65E-88	Smooth mu Tagln

Bmp5	2.15E-87	1.615392	0.694	0.094	3.78E-83	Smooth muBmp5
Thbs1	4.06E-85	1.68255	0.725	0.12	7.12E-81	Smooth muThbs1
6330403K0	5.38E-85	1.645787	0.616	0.032	9.45E-81	Smooth mu6330403K07Rik
P2ry14	9.46E-85	1.711421	0.664	0.076	1.66E-80	Smooth muP2ry14
Rarres21	2.58E-80	1.242688	0.842	0.235	4.53E-76	Smooth muRarres2
Mgp1	2.99E-79	0.835431	0.993	0.372	5.24E-75	Smooth muMgp
Jun-01	6.00E-78	1.409034	0.887	0.43	1.05E-73	Smooth muJun
Crip21	2.53E-74	1.143224	0.772	0.245	4.44E-70	Smooth muCrip2
Btg22	1.07E-73	1.305846	0.909	0.674	1.88E-69	Smooth muBtg2
Dstn3	6.11E-64	1.02737	0.853	0.457	1.07E-59	Smooth muDstn
Fos1	1.15E-61	1.269134	0.865	0.545	2.02E-57	Smooth muFos
Adamts1	1.89E-61	1.619437	0.655	0.128	3.32E-57	Smooth muAdamts1
Dpt1	2.84E-56	1.162211	0.742	0.186	4.99E-52	Smooth muDpt
Pam1	4.46E-56	1.193882	0.763	0.255	7.84E-52	Smooth muPam
Nupr11	2.58E-55	1.189784	0.713	0.242	4.52E-51	Smooth muNupr1
Nfib1	5.44E-55	0.924738	0.89	0.309	9.55E-51	Smooth muNfib
Spon2	2.93E-53	1.31068	0.582	0.114	5.14E-49	Smooth muSpon2
Selm1	7.56E-53	1.014183	0.723	0.227	1.33E-48	Smooth muSelm
Dpysl21	5.36E-52	0.935447	0.795	0.421	9.41E-48	Smooth muDpysl2
Fxyd6	1.69E-51	1.288194	0.518	0.076	2.96E-47	Smooth muFxyd6
Apoe1	4.94E-50	0.532243	0.856	0.409	8.67E-46	Smooth muApoe
Ghr1	6.61E-50	1.033459	0.548	0.143	1.16E-45	Smooth muGhr
Bgn1	8.42E-48	0.695914	0.847	0.271	1.48E-43	Smooth muBgn
Prkcdbp	3.19E-47	0.919556	0.564	0.158	5.60E-43	Smooth muPrkcdbp
Ptms3	9.63E-47	0.834313	0.844	0.462	1.69E-42	Smooth muPtms
Igfbp71	1.87E-45	0.443398	0.881	0.32	3.28E-41	Smooth muIgfbp7
Tppp31	2.86E-45	1.038921	0.629	0.235	5.02E-41	Smooth muTppp3
Gstm11	1.12E-43	0.919102	0.747	0.342	1.97E-39	Smooth muGstm1
Gpx31	6.41E-43	0.538498	0.73	0.262	1.12E-38	Smooth muGpx3
Thra	7.05E-43	0.973021	0.602	0.212	1.24E-38	Smooth muThra
Serpine21	1.95E-42	1.098737	0.507	0.098	3.42E-38	Smooth muSerpine2
Cd811	1.09E-41	0.623	0.814	0.415	1.91E-37	Smooth muCd81
Ifitm33	1.27E-40	0.580247	0.9	0.451	2.23E-36	Smooth muIfitm3
Ier23	9.85E-40	0.969701	0.776	0.546	1.73E-35	Smooth muIer2
Fmo21	1.01E-39	0.784721	0.711	0.252	1.77E-35	Smooth muFmo2
Hspb11	1.13E-39	1.260014	0.508	0.119	1.98E-35	Smooth muHspb1
Fstl1	1.43E-38	1.0112	0.591	0.168	2.51E-34	Smooth muFstl1
Socs21	1.94E-38	0.951775	0.589	0.223	3.41E-34	Smooth muSocs2
Lgals11	2.22E-38	0.850536	0.854	0.521	3.90E-34	Smooth muLgals1
Fxyd11	4.76E-38	0.723449	0.686	0.227	8.35E-34	Smooth muFxyd1
Tmem176b	2.08E-37	0.852684	0.675	0.29	3.65E-33	Smooth muTmem176b
Map1lc3a	5.37E-36	0.915367	0.633	0.28	9.42E-32	Smooth muMap1lc3a
Sparcl11	5.51E-36	0.45393	0.723	0.244	9.68E-32	Smooth muSparcl1
Cd631	1.14E-35	0.708133	0.661	0.301	2.00E-31	Smooth muCd63
Col1a11	9.05E-35	0.627733	0.675	0.227	1.59E-30	Smooth muCol1a1
Ptma2	1.06E-34	0.46424	0.981	0.939	1.87E-30	Smooth muPtma
Mylk1	3.84E-34	0.800454	0.604	0.202	6.75E-30	Smooth muMylk

Arrdc31	2.57E-33	1.061446	0.539	0.181	4.51E-29	Smooth muArrdc3
Plpp31	2.97E-33	0.603208	0.66	0.257	5.22E-29	Smooth muPlpp3
Timp31	3.38E-33	0.353279	0.785	0.291	5.94E-29	Smooth muTimp3
Ogn1	1.37E-32	0.909673	0.632	0.247	2.40E-28	Smooth muOgn
Sepw12	1.73E-32	0.633898	0.839	0.657	3.04E-28	Smooth muSepw1
Dcn	1.86E-32	0.399634	0.626	0.172	3.27E-28	Smooth muDcn
Cyr611	1.95E-32	1.026753	0.644	0.23	3.43E-28	Smooth muCyr61
Hmgn1	2.88E-32	0.747095	0.713	0.44	5.05E-28	Smooth muHmgn1
Hmgb11	6.30E-32	0.604534	0.853	0.73	1.11E-27	Smooth muHmgb1
Eln1	2.35E-31	0.781613	0.571	0.217	4.12E-27	Smooth muEln
Calm2	2.80E-31	0.683596	0.804	0.629	4.92E-27	Smooth muCalm2
Gas61	2.98E-31	0.666605	0.616	0.216	5.24E-27	Smooth muGas6
Hmcn11	1.14E-30	0.650051	0.521	0.196	2.01E-26	Smooth muHmcn1
Csrp11	9.66E-30	0.741209	0.726	0.307	1.70E-25	Smooth muCsrp1
Pmp221	2.98E-29	0.609279	0.594	0.233	5.24E-25	Smooth muPmp22
Cald11	1.18E-28	0.699379	0.542	0.229	2.08E-24	Smooth muCald1
Sod31	3.48E-28	0.563628	0.611	0.22	6.10E-24	Smooth muSod3
Zbtb201	8.48E-28	0.673449	0.739	0.433	1.49E-23	Smooth muZbtb20
Zfp36l12	1.04E-27	0.776193	0.772	0.457	1.83E-23	Smooth muZfp36l1
Serpinh11	6.15E-27	0.67719	0.604	0.229	1.08E-22	Smooth muSerpinh1
Zfp361	3.41E-26	0.895935	0.675	0.446	5.98E-22	Smooth muZfp36
Tmem176a	1.57E-25	0.598131	0.576	0.258	2.76E-21	Smooth muTmem176a
Ltbp41	7.04E-25	0.526555	0.598	0.237	1.24E-20	Smooth muLtbp4
Ctsl1	9.83E-25	0.670079	0.527	0.263	1.73E-20	Smooth muCtsl
Nfic	1.55E-23	0.695236	0.514	0.258	2.73E-19	Smooth muNfic
Filip1l	2.08E-23	0.708153	0.532	0.303	3.64E-19	Smooth muFilip1l
Klf91	3.30E-23	0.675439	0.555	0.276	5.80E-19	Smooth muKlf9
Pbx11	4.04E-23	0.606428	0.591	0.287	7.09E-19	Smooth muPbx1
Nenf1	4.76E-23	0.645197	0.636	0.347	8.35E-19	Smooth muNenf
Tpm1	1.62E-22	0.759456	0.52	0.212	2.85E-18	Smooth muTpm1
Id31	3.08E-21	0.543767	0.619	0.325	5.41E-17	Smooth muId3
Rabac11	5.84E-21	0.458928	0.711	0.58	1.03E-16	Smooth muRabac1
Nfia	1.02E-20	0.752508	0.518	0.234	1.80E-16	Smooth muNfia
Mrfap11	2.99E-19	0.574704	0.675	0.509	5.25E-15	Smooth muMrfap1
Mef2a	3.46E-19	0.640976	0.521	0.32	6.07E-15	Smooth muMef2a
Nedd41	1.46E-18	0.609712	0.554	0.266	2.55E-14	Smooth muNedd4
Son2	3.05E-18	0.405454	0.817	0.725	5.35E-14	Smooth muSon
Nr4a1	1.37E-17	0.757593	0.527	0.281	2.40E-13	Smooth muNr4a1
Rsrp12	1.22E-16	0.364013	0.814	0.737	2.15E-12	Smooth muRsrp1
Sdc41	1.81E-15	0.737801	0.508	0.238	3.18E-11	Smooth muSdc4
Mgst12	1.12E-14	0.511109	0.53	0.324	1.97E-10	Smooth muMgst1
Bsg1	2.44E-14	0.505332	0.592	0.434	4.29E-10	Smooth muBsg
Pnrc11	3.00E-14	0.411152	0.704	0.597	5.26E-10	Smooth muPnrc1
Myl62	5.67E-14	0.481957	0.837	0.747	9.96E-10	Smooth muMyl6
Laptm4a2	5.97E-14	0.41739	0.658	0.49	1.05E-09	Smooth muLaptm4a
Sumo21	4.44E-13	0.383076	0.761	0.668	7.80E-09	Smooth muSumo2
Eif11	2.27E-12	0.252524	0.948	0.931	3.98E-08	Smooth muEif1

Park7	6.40E-12	0.45998	0.504	0.353	1.12E-07	Smooth mu	Park7
Cox7c1	1.03E-11	0.400627	0.798	0.722	1.81E-07	Smooth mu	Cox7c
Pebp1	1.25E-11	0.425309	0.502	0.376	2.20E-07	Smooth mu	Pebp1
Hint1	1.55E-11	0.383267	0.729	0.63	2.72E-07	Smooth mu	Hint1
Uqcr112	2.04E-11	0.433696	0.629	0.503	3.59E-07	Smooth mu	Uqcr11
Swi5	1.56E-10	0.458514	0.504	0.36	2.74E-06	Smooth mu	Swi5
Selk2	2.14E-10	0.371908	0.68	0.581	3.75E-06	Smooth mu	Selk
Tceb21	2.72E-10	0.354285	0.72	0.638	4.77E-06	Smooth mu	Tceb2
Dynlrb1	2.65E-09	0.549368	0.532	0.392	4.66E-05	Smooth mu	Dynlrb1
Srsf52	3.27E-09	0.250202	0.744	0.709	5.74E-05	Smooth mu	Srsf5
Sep153	3.40E-09	0.385667	0.673	0.555	5.97E-05	Smooth mu	Sep-15
Ubc2	4.46E-09	0.459022	0.635	0.574	7.83E-05	Smooth mu	Ubc
Map1lc3b1	4.91E-09	0.372392	0.629	0.535	8.62E-05	Smooth mu	Map1lc3b
Prdx12	6.13E-09	0.303924	0.594	0.475	0.000108	Smooth mu	Prdx1
Eef1d1	1.86E-08	0.313293	0.586	0.521	0.000326	Smooth mu	Eef1d
Tspo	4.33E-08	0.418819	0.536	0.433	0.00076	Smooth mu	Tspo
Eif4a22	5.35E-08	0.272017	0.566	0.531	0.000939	Smooth mu	Eif4a2
Atp5j21	6.29E-08	0.306736	0.658	0.582	0.001105	Smooth mu	Atp5j2
Morf4l1	7.57E-08	0.323751	0.723	0.669	0.001329	Smooth mu	Morf4l1
Cox6c2	1.49E-07	0.346182	0.784	0.727	0.002618	Smooth mu	Cox6c
Pnisr1	3.56E-07	0.381975	0.588	0.473	0.006255	Smooth mu	Pnisr
Gabarap2	8.56E-07	0.258554	0.744	0.657	0.015029	Smooth mu	Gabarap
Uqcr101	9.58E-07	0.358053	0.608	0.511	0.016825	Smooth mu	Uqcr10
Gpx43	2.65E-06	0.28088	0.685	0.614	0.046507	Smooth mu	Gpx4
Atpif11	2.81E-06	0.359713	0.508	0.419	0.049333	Smooth mu	Atpif1
Zeb21	2.25E-05	0.257814	0.51	0.436	0.394709	Smooth mu	Zeb2
Tomm71	3.23E-05	0.264685	0.657	0.594	0.567447	Smooth mu	Tomm7
Srsf31	0.000131	0.303409	0.576	0.52	1	Smooth mu	Srsf3
Uqcrb	0.000306	0.390436	0.557	0.456	1	Smooth mu	Uqcrb
Ywhae	0.00085	0.275261	0.53	0.485	1	Smooth mu	Ywhae
Cd79a1	1.71E-159	2.411908	0.992	0.139	3.01E-155	B cells-2	Cd79a
Cd79b1	1.22E-155	2.407836	0.987	0.144	2.15E-151	B cells-2	Cd79b
Ms4a11	1.09E-151	2.497056	0.942	0.101	1.92E-147	B cells-2	Ms4a1
Ly6d1	2.37E-147	2.532596	0.953	0.118	4.17E-143	B cells-2	Ly6d
Siglecg1	2.13E-133	2.125927	0.898	0.099	3.74E-129	B cells-2	Siglecg
Ebf11	1.11E-132	2.126908	0.967	0.21	1.95E-128	B cells-2	Ebf1
H3f3a3	9.63E-129	1.414545	0.995	0.854	1.69E-124	B cells-2	H3f3a
Vpreb3	2.11E-127	2.505812	0.863	0.058	3.71E-123	B cells-2	Vpreb3
Cd24a	1.21E-126	2.025998	0.917	0.212	2.13E-122	B cells-2	Cd24a
Cd371	1.85E-113	1.766424	0.899	0.219	3.25E-109	B cells-2	Cd37
Spib	3.11E-111	1.983662	0.769	0.054	5.46E-107	B cells-2	Spib
Btg13	1.86E-110	1.208023	0.998	0.803	3.27E-106	B cells-2	Btg1
Cd741	1.20E-97	1.439388	0.975	0.415	2.10E-93	B cells-2	Cd74
Tnfrsf13c	2.90E-87	1.890208	0.683	0.059	5.08E-83	B cells-2	Tnfrsf13c
Chchd10	1.33E-85	1.824383	0.754	0.127	2.33E-81	B cells-2	Chchd10
Cd522	4.08E-84	1.348202	0.935	0.436	7.16E-80	B cells-2	Cd52
Pou2f21	2.72E-76	1.392658	0.739	0.175	4.77E-72	B cells-2	Pou2f2

Ly6e4	1.18E-71	1.038328	0.931	0.565	2.06E-67	B cells-2	Ly6e
Ptma3	1.12E-69	0.696485	0.994	0.938	1.97E-65	B cells-2	Ptma
Ptprcap	1.23E-68	1.239179	0.742	0.204	2.16E-64	B cells-2	Ptprcap
Gm436031	1.31E-68	1.24685	0.677	0.102	2.31E-64	B cells-2	Gm43603
Tnfrsf13b	1.71E-68	1.442058	0.608	0.095	3.00E-64	B cells-2	Tnfrsf13b
Ralgps21	1.94E-68	1.29721	0.682	0.159	3.41E-64	B cells-2	Ralgps2
Arpc5l	3.91E-68	1.315429	0.759	0.297	6.87E-64	B cells-2	Arpc5l
Foxp13	3.97E-65	1.037448	0.866	0.46	6.96E-61	B cells-2	Foxp1
Fam129c	2.71E-64	1.518193	0.512	0.021	4.76E-60	B cells-2	Fam129c
Serp13	4.10E-63	1.064745	0.866	0.49	7.21E-59	B cells-2	Serp1
Rps3a14	1.80E-62	0.540635	1	0.949	3.16E-58	B cells-2	Rps3a1
Cd72	1.53E-61	1.673652	0.557	0.064	2.69E-57	B cells-2	Cd72
Mzb1	3.87E-61	1.265259	0.55	0.075	6.80E-57	B cells-2	Mzb1
Fcrla	7.16E-60	1.287559	0.504	0.057	1.26E-55	B cells-2	Fcrla
Ptp4a3	4.49E-59	1.245251	0.69	0.198	7.87E-55	B cells-2	Ptp4a3
Cd19	7.89E-59	1.267809	0.534	0.059	1.39E-54	B cells-2	Cd19
Pax5	1.36E-58	1.266883	0.55	0.065	2.38E-54	B cells-2	Pax5
H3f3b	9.54E-57	0.720819	0.992	0.903	1.68E-52	B cells-2	H3f3b
Rac21	1.37E-56	0.98693	0.869	0.419	2.40E-52	B cells-2	Rac2
Dnajc7	5.75E-53	1.294993	0.649	0.204	1.01E-48	B cells-2	Dnajc7
Dusp2	5.54E-52	1.467971	0.565	0.132	9.73E-48	B cells-2	Dusp2
Bank11	2.49E-50	1.058851	0.532	0.097	4.37E-46	B cells-2	Bank1
Cnp	2.52E-50	1.261786	0.567	0.146	4.42E-46	B cells-2	Cnp
Limd21	6.91E-49	1.020833	0.761	0.322	1.21E-44	B cells-2	Limd2
Serinc32	1.43E-48	0.804232	0.833	0.574	2.51E-44	B cells-2	Serinc3
Snn	2.65E-47	1.244431	0.517	0.097	4.66E-43	B cells-2	Snn
Pfn13	3.06E-47	0.664598	0.975	0.822	5.37E-43	B cells-2	Pfn1
Gm98434	3.17E-47	0.544345	0.994	0.899	5.56E-43	B cells-2	Gm9843
Smim141	6.07E-46	0.877351	0.764	0.47	1.07E-41	B cells-2	Smim14
Fau3	1.18E-45	0.444038	1	0.968	2.08E-41	B cells-2	Fau
Tmem123	7.58E-45	1.088536	0.631	0.259	1.33E-40	B cells-2	Tmem123
Rhoh	7.83E-45	1.163954	0.624	0.177	1.37E-40	B cells-2	Rhoh
Klf24	8.95E-44	0.768517	0.863	0.494	1.57E-39	B cells-2	Klf2
Napsa	9.13E-43	1.152364	0.559	0.149	1.60E-38	B cells-2	Napsa
Mef2c1	1.18E-42	0.92125	0.688	0.299	2.06E-38	B cells-2	Mef2c
Pkig	1.31E-42	1.063119	0.631	0.259	2.30E-38	B cells-2	Pkig
Sh3bgrl32	2.54E-42	0.790941	0.855	0.613	4.46E-38	B cells-2	Sh3bgrl3
H2-DMb21	7.65E-42	0.960485	0.517	0.122	1.34E-37	B cells-2	H2-DMb2
Pold4	1.40E-38	1.019155	0.616	0.277	2.46E-34	B cells-2	Pold4
Unc93b1	6.31E-38	1.06365	0.609	0.234	1.11E-33	B cells-2	Unc93b1
Eef24	1.69E-36	0.530343	0.956	0.838	2.97E-32	B cells-2	Eef2
Ptpn61	1.95E-36	1.026309	0.554	0.209	3.43E-32	B cells-2	Ptpn6
Coro1a2	1.10E-34	0.738967	0.82	0.445	1.92E-30	B cells-2	Coro1a
Tsc22d32	5.06E-33	0.968092	0.743	0.474	8.88E-29	B cells-2	Tsc22d3
mt-Co31	4.71E-31	0.256216	1	0.99	8.27E-27	B cells-2	mt-Co3
Rps27rt4	5.00E-31	0.305893	0.997	0.927	8.78E-27	B cells-2	Rps27rt
Plac81	2.56E-30	0.677969	0.609	0.232	4.49E-26	B cells-2	Plac8

Irf8	1.78E-29	0.890832	0.616	0.257	3.13E-25	B cells-2	Irf8
H2-Ab11	4.78E-29	0.50575	0.712	0.349	8.39E-25	B cells-2	H2-Ab1
Gm94934	9.62E-28	0.37222	0.97	0.828	1.69E-23	B cells-2	Gm9493
Gm20004	9.88E-25	0.36278	0.924	0.8	1.74E-20	B cells-2	Gm2000
Rpl27-ps34	9.94E-25	0.445868	0.918	0.744	1.75E-20	B cells-2	Rpl27-ps3
Rps263	1.44E-24	0.387841	0.976	0.887	2.53E-20	B cells-2	Rps26
Rasgrp2	1.65E-24	0.868494	0.512	0.199	2.90E-20	B cells-2	Rasgrp2
Lyn1	1.77E-24	0.793387	0.553	0.267	3.10E-20	B cells-2	Lyn
Rps194	2.07E-24	0.283292	1	0.972	3.64E-20	B cells-2	Rps19
Rpl274	5.78E-24	0.341276	0.981	0.897	1.01E-19	B cells-2	Rpl27
Rpl44	9.63E-24	0.369414	0.972	0.897	1.69E-19	B cells-2	Rpl4
Sdc42	1.06E-23	0.754252	0.534	0.238	1.86E-19	B cells-2	Sdc4
Ltb1	1.75E-23	0.809122	0.506	0.226	3.06E-19	B cells-2	Ltb
Csk	2.57E-23	0.801101	0.512	0.256	4.52E-19	B cells-2	Csk
Rpl174	7.08E-23	0.301116	0.998	0.96	1.24E-18	B cells-2	Rpl17
Rpl6l4	7.49E-23	0.447106	0.874	0.718	1.32E-18	B cells-2	Rpl6l
Rps4x4	1.17E-22	0.267513	0.997	0.961	2.05E-18	B cells-2	Rps4x
Cfl13	1.84E-22	0.430548	0.888	0.765	3.24E-18	B cells-2	Cfl1
Rps74	2.40E-22	0.263837	0.992	0.94	4.21E-18	B cells-2	Rps7
Rpl9-ps64	5.00E-22	0.350245	0.946	0.826	8.78E-18	B cells-2	Rpl9-ps6
Tgfb11	7.13E-22	0.774357	0.598	0.339	1.25E-17	B cells-2	Tgfb1
Hnrnpa1	1.43E-21	0.746361	0.611	0.414	2.51E-17	B cells-2	Hnrnpa1
Arhgdib2	3.69E-21	0.628	0.728	0.449	6.48E-17	B cells-2	Arhgdib
Rps34	4.53E-21	0.276237	0.997	0.937	7.95E-17	B cells-2	Rps3
Arhgap301	5.12E-21	0.751167	0.535	0.29	9.00E-17	B cells-2	Arhgap30
H2-Aa1	3.65E-20	0.275506	0.682	0.359	6.41E-16	B cells-2	H2-Aa
Rps134	6.31E-20	0.284993	0.998	0.939	1.11E-15	B cells-2	Rps13
Zfp706	9.42E-20	0.645937	0.639	0.454	1.65E-15	B cells-2	Zfp706
Erp29	1.45E-19	0.703933	0.591	0.364	2.55E-15	B cells-2	Erp29
Rps114	1.82E-19	0.320764	0.997	0.949	3.20E-15	B cells-2	Rps11
Rps26-ps14	1.04E-18	0.423336	0.808	0.69	1.82E-14	B cells-2	Rps26-ps1
H2-Eb11	1.58E-18	0.296212	0.62	0.328	2.78E-14	B cells-2	H2-Eb1
Cd531	2.18E-17	0.586352	0.543	0.345	3.82E-13	B cells-2	Cd53
Oaz1	3.40E-17	0.381451	0.95	0.872	5.97E-13	B cells-2	Oaz1
Rbm392	3.61E-17	0.40947	0.899	0.838	6.33E-13	B cells-2	Rbm39
Fam49b1	1.45E-16	0.580203	0.575	0.348	2.54E-12	B cells-2	Fam49b
Rpl73	4.32E-16	0.293312	0.976	0.925	7.58E-12	B cells-2	Rpl7
Nol7	6.64E-16	0.661511	0.502	0.297	1.17E-11	B cells-2	Nol7
Gnas	8.17E-16	0.418199	0.863	0.767	1.43E-11	B cells-2	Gnas
Rps18-ps34	1.79E-15	0.292065	0.843	0.677	3.15E-11	B cells-2	Rps18-ps3
Rps93	2.09E-15	0.254816	0.997	0.94	3.66E-11	B cells-2	Rps9
Rpl23a-ps3	6.36E-15	0.252214	0.972	0.904	1.12E-10	B cells-2	Rpl23a-ps3
Eif3f4	7.96E-15	0.479485	0.775	0.66	1.40E-10	B cells-2	Eif3f
Samhd1	2.58E-13	0.495569	0.502	0.349	4.53E-09	B cells-2	Samhd1
Arpc53	1.57E-12	0.484885	0.672	0.522	2.76E-08	B cells-2	Arpc5
Ucp21	1.66E-12	0.342365	0.698	0.448	2.92E-08	B cells-2	Ucp2
Gm100364	1.77E-12	0.342036	0.757	0.601	3.11E-08	B cells-2	Gm10036

Paip2	3.19E-12	0.503566	0.539	0.415	5.60E-08	B cells-2	Paip2
Ppp1ca2	5.57E-12	0.533788	0.643	0.506	9.77E-08	B cells-2	Ppp1ca
Arhgef11	7.36E-12	0.563023	0.518	0.367	1.29E-07	B cells-2	Arhgef1
Rpl184	1.15E-11	0.253289	0.978	0.908	2.01E-07	B cells-2	Rpl18
Clic12	6.37E-11	0.517205	0.641	0.502	1.12E-06	B cells-2	Clic1
Nfkbia	1.39E-10	0.451256	0.622	0.463	2.45E-06	B cells-2	Nfkbia
Actr33	1.73E-10	0.407073	0.633	0.506	3.03E-06	B cells-2	Actr3
Stk17b2	2.29E-10	0.411433	0.523	0.371	4.02E-06	B cells-2	Stk17b
Psmb8	2.41E-10	0.443865	0.548	0.408	4.23E-06	B cells-2	Psmb8
Rbm32	2.83E-10	0.49266	0.737	0.636	4.97E-06	B cells-2	Rbm3
Lsp11	1.41E-09	0.391938	0.613	0.458	2.48E-05	B cells-2	Lsp1
Gltscr23	4.20E-09	0.415237	0.635	0.533	7.37E-05	B cells-2	Gltscr2
4930523C0	1.38E-08	0.415458	0.592	0.456	0.000242	B cells-2	4930523C07Rik
Eef1g3	1.52E-08	0.266714	0.784	0.712	0.000268	B cells-2	Eef1g
Gm61334	1.89E-08	0.355433	0.679	0.55	0.000333	B cells-2	Gm6133
Eif5a	2.12E-08	0.334883	0.674	0.623	0.000372	B cells-2	Eif5a
Mcl11	3.07E-08	0.338865	0.569	0.472	0.000539	B cells-2	Mcl1
Srsf32	4.78E-08	0.420034	0.591	0.519	0.000839	B cells-2	Srsf3
Tra2b1	6.72E-08	0.375894	0.583	0.53	0.001181	B cells-2	Tra2b
Txnip1	1.19E-07	0.376792	0.62	0.538	0.002096	B cells-2	Txnip
Sub14	2.10E-07	0.375401	0.707	0.604	0.003691	B cells-2	Sub1
Slc25a51	6.17E-07	0.358819	0.532	0.437	0.010833	B cells-2	Slc25a5
Eif3e3	7.98E-07	0.336568	0.554	0.499	0.014006	B cells-2	Eif3e
Rpl36al2	8.65E-07	0.255864	0.833	0.756	0.015186	B cells-2	Rpl36al
Eif3h2	1.54E-06	0.321616	0.677	0.593	0.027038	B cells-2	Eif3h
Srp14	8.88E-06	0.37747	0.553	0.506	0.155904	B cells-2	Srp14
Msn3	1.32E-05	0.322505	0.583	0.523	0.23089	B cells-2	Msn
Calm13	5.34E-05	0.264941	0.792	0.713	0.936743	B cells-2	Calm1
Hnrnpf2	6.34E-05	0.302097	0.652	0.582	1	B cells-2	Hnrnpf
Pnisr2	8.76E-05	0.276279	0.531	0.477	1	B cells-2	Pnisr
Gdi21	0.000101	0.349916	0.528	0.463	1	B cells-2	Gdi2
Hmgn11	0.00017	0.334069	0.557	0.451	1	B cells-2	Hmgn1
Nedd8	0.000196	0.254392	0.502	0.492	1	B cells-2	Nedd8
Ypel31	0.000196	0.403719	0.573	0.535	1	B cells-2	Ypel3
Hnrnpk	0.001464	0.296124	0.572	0.543	1	B cells-2	Hnrnpk
Arpc32	0.003742	0.332357	0.537	0.491	1	B cells-2	Arpc3
Nap1l11	0.004634	0.299287	0.504	0.457	1	B cells-2	Nap1l1
Rpl124	1.99E-136	1.168205	0.995	0.889	3.50E-132	T cells-1	Rpl12
Rps244	8.37E-135	0.947843	1	0.972	1.47E-130	T cells-1	Rps24
Rps293	8.42E-130	0.770288	0.998	0.994	1.48E-125	T cells-1	Rps29
Rplp23	1.87E-126	0.816409	0.998	0.976	3.28E-122	T cells-1	Rplp2
Rps15a4	1.24E-125	0.917319	1	0.956	2.18E-121	T cells-1	Rps15a
Rps274	2.11E-124	0.881369	1	0.993	3.71E-120	T cells-1	Rps27
Rps164	1.75E-116	0.813851	0.998	0.975	3.07E-112	T cells-1	Rps16
Rpl13a4	2.75E-116	0.78008	1	0.976	4.82E-112	T cells-1	Rpl13a
Rplp13	5.01E-116	0.782061	0.997	0.978	8.79E-112	T cells-1	Rplp1
Wdr894	5.95E-116	1.036743	0.994	0.885	1.04E-111	T cells-1	Wdr89

Rps283	9.47E-116	0.725417	1	0.976	1.66E-111	T cells-1	Rps28
Gm100733	6.12E-115	1.086614	0.989	0.862	1.07E-110	T cells-1	Gm10073
Rps75	1.79E-114	0.851224	1	0.939	3.13E-110	T cells-1	Rps7
Rps27rt5	3.06E-113	1.041554	0.998	0.927	5.37E-109	T cells-1	Rps27rt
Tpt12	2.58E-110	0.677709	0.998	0.979	4.52E-106	T cells-1	Tpt1
Rps234	5.37E-109	0.681421	0.997	0.979	9.42E-105	T cells-1	Rps23
Ms4a4b	7.45E-109	1.76401	0.859	0.111	1.31E-104	T cells-1	Ms4a4b
Rps195	9.66E-109	0.785654	0.997	0.972	1.70E-104	T cells-1	Rps19
Rps184	1.51E-108	0.816619	1	0.951	2.65E-104	T cells-1	Rps18
Rpl194	3.23E-107	0.749709	1	0.961	5.67E-103	T cells-1	Rpl19
Gm94935	6.44E-105	1.005414	0.992	0.826	1.13E-100	T cells-1	Gm9493
Rps144	3.69E-103	0.687583	0.998	0.974	6.49E-99	T cells-1	Rps14
Rpl233	9.19E-102	0.715297	0.997	0.968	1.61E-97	T cells-1	Rpl23
Rps35	1.72E-98	0.792419	0.995	0.937	3.02E-94	T cells-1	Rps3
Cd3d	1.55E-97	1.550018	0.733	0.082	2.72E-93	T cells-1	Cd3d
Gm118084	1.43E-96	0.997108	0.986	0.791	2.50E-92	T cells-1	Gm11808
Rpl175	1.49E-96	0.747172	0.998	0.96	2.62E-92	T cells-1	Rpl17
Rps135	3.09E-96	0.728326	0.995	0.94	5.43E-92	T cells-1	Rps13
Rps83	8.03E-95	0.637016	0.997	0.971	1.41E-90	T cells-1	Rps8
Rps104	2.28E-93	0.74002	0.995	0.933	4.00E-89	T cells-1	Rps10
Rps153	5.38E-92	0.663361	0.995	0.965	9.44E-88	T cells-1	Rps15
Rpl18a4	1.51E-91	0.644264	0.998	0.975	2.65E-87	T cells-1	Rpl18a
Rpl9-ps65	2.88E-91	0.885016	0.982	0.824	5.05E-87	T cells-1	Rpl9-ps6
Rps203	3.69E-91	0.742382	0.994	0.942	6.47E-87	T cells-1	Rps20
Rpl54	8.04E-91	0.887967	0.971	0.823	1.41E-86	T cells-1	Rpl5
Rps64	2.53E-90	0.778571	0.995	0.939	4.44E-86	T cells-1	Rps6
Rps212	7.57E-88	0.65864	0.997	0.965	1.33E-83	T cells-1	Rps21
Rpl393	1.30E-87	0.614539	0.998	0.981	2.28E-83	T cells-1	Rpl39
Cd3g	2.56E-87	1.440067	0.73	0.087	4.49E-83	T cells-1	Cd3g
Rpl23a3	2.78E-87	0.637107	1	0.964	4.87E-83	T cells-1	Rpl23a
Rpl133	5.24E-86	0.62444	0.997	0.974	9.20E-82	T cells-1	Rpl13
Rpl83	1.80E-85	0.655033	0.995	0.945	3.16E-81	T cells-1	Rpl8
Rpl323	2.60E-85	0.646527	0.995	0.96	4.57E-81	T cells-1	Rpl32
Rps27a3	2.68E-85	0.60893	1	0.964	4.71E-81	T cells-1	Rps27a
Rpl304	1.35E-84	0.717877	0.982	0.926	2.36E-80	T cells-1	Rpl30
Rps18-ps35	4.65E-84	1.057089	0.954	0.67	8.16E-80	T cells-1	Rps18-ps3
Rpl63	5.01E-84	0.582348	0.997	0.956	8.80E-80	T cells-1	Rpl6
Rps3a15	6.54E-84	0.64771	0.997	0.95	1.15E-79	T cells-1	Rps3a1
Rpl93	6.96E-84	0.623827	0.995	0.956	1.22E-79	T cells-1	Rpl9
Rpl37a3	3.30E-83	0.557975	1	0.986	5.79E-79	T cells-1	Rpl37a
Rpl143	1.46E-82	0.666875	0.998	0.95	2.57E-78	T cells-1	Rpl14
Rps4x5	3.05E-82	0.64465	1	0.96	5.35E-78	T cells-1	Rps4x
Rpl36a2	1.11E-81	0.723049	0.986	0.912	1.95E-77	T cells-1	Rpl36a
Rplp03	3.43E-81	0.793797	0.992	0.925	6.01E-77	T cells-1	Rplp0
Lef1	5.17E-81	1.626518	0.631	0.043	9.07E-77	T cells-1	Lef1
Rpsa4	2.56E-80	0.788708	0.987	0.9	4.50E-76	T cells-1	Rpsa
Rpl23a-ps3	3.16E-80	0.77493	0.99	0.903	5.55E-76	T cells-1	Rpl23a-ps3

Tmsb102	3.68E-80	0.72701	0.997	0.946	6.46E-76	T cells-1	Tmsb10
Gm87304	4.53E-77	0.968441	0.965	0.776	7.96E-73	T cells-1	Gm8730
Rps53	2.85E-76	0.61656	0.995	0.95	5.01E-72	T cells-1	Rps5
Rpl213	4.15E-76	0.573408	0.998	0.967	7.29E-72	T cells-1	Rpl21
Gm102633	6.09E-74	0.916295	0.938	0.684	1.07E-69	T cells-1	Gm10263
Rpl363	6.53E-74	0.579277	0.992	0.959	1.15E-69	T cells-1	Rpl36
Il7r	1.91E-72	1.450471	0.641	0.092	3.34E-68	T cells-1	Il7r
Ms4a6b	4.11E-72	1.39039	0.649	0.11	7.22E-68	T cells-1	Ms4a6b
Rpl35a2	4.21E-72	0.502607	0.998	0.977	7.38E-68	T cells-1	Rpl35a
Rpl313	2.99E-71	0.714339	0.987	0.894	5.25E-67	T cells-1	Rpl3
Rpl353	9.87E-71	0.57783	0.998	0.952	1.73E-66	T cells-1	Rpl35
Tcf7	1.53E-68	1.392676	0.554	0.052	2.69E-64	T cells-1	Tcf7
Rpl27a3	1.36E-67	0.560019	0.995	0.968	2.39E-63	T cells-1	Rpl27a
Rpl185	1.88E-67	0.676744	0.989	0.907	3.30E-63	T cells-1	Rpl18
Rpl114	2.36E-67	0.585719	0.995	0.941	4.15E-63	T cells-1	Rpl11
Rpl383	2.90E-67	0.522686	0.997	0.968	5.10E-63	T cells-1	Rpl38
Eef1a14	3.82E-67	0.522759	0.998	0.973	6.71E-63	T cells-1	Eef1a1
Rps115	4.35E-64	0.602413	0.997	0.949	7.64E-60	T cells-1	Rps11
Gm20005	1.35E-62	0.757643	0.942	0.799	2.37E-58	T cells-1	Gm2000
Rpl13a-ps1	1.51E-62	0.971262	0.824	0.475	2.64E-58	T cells-1	Rpl13a-ps1
Rpl13-ps34	2.73E-62	0.858789	0.917	0.679	4.79E-58	T cells-1	Rpl13-ps3
Rpl27-ps35	4.05E-62	0.813592	0.949	0.742	7.11E-58	T cells-1	Rpl27-ps3
Rpl344	5.94E-62	0.521821	0.997	0.958	1.04E-57	T cells-1	Rpl34
Rpl10a3	2.38E-60	0.620308	0.982	0.89	4.18E-56	T cells-1	Rpl10a
Rpl372	5.45E-60	0.452575	1	0.978	9.57E-56	T cells-1	Rpl37
Rpl6l5	1.86E-58	0.739042	0.906	0.716	3.26E-54	T cells-1	Rpl6l
Eef1b23	3.00E-57	0.804146	0.904	0.69	5.27E-53	T cells-1	Eef1b2
Rpl154	4.80E-56	0.638805	0.952	0.826	8.42E-52	T cells-1	Rpl15
Rpl275	1.41E-55	0.612872	0.974	0.898	2.48E-51	T cells-1	Rpl27
Gm8369	2.78E-55	1.081634	0.564	0.116	4.88E-51	T cells-1	Gm8369
Rps210	7.71E-55	0.553531	0.979	0.926	1.35E-50	T cells-1	Rps2
Txk	5.58E-53	1.142522	0.53	0.079	9.80E-49	T cells-1	Txk
Rpl45	1.53E-52	0.593856	0.984	0.896	2.68E-48	T cells-1	Rpl4
Rpl314	3.32E-52	0.487292	0.984	0.942	5.82E-48	T cells-1	Rpl31
Satb1	7.42E-52	1.168055	0.538	0.108	1.30E-47	T cells-1	Satb1
Rps12-ps33	2.91E-51	0.606073	0.979	0.884	5.12E-47	T cells-1	Rps12-ps3
Lat	8.97E-51	1.033226	0.516	0.086	1.57E-46	T cells-1	Lat
Gm100365	1.51E-49	0.823116	0.871	0.594	2.66E-45	T cells-1	Gm10036
Rps264	5.79E-49	0.532457	0.968	0.888	1.02E-44	T cells-1	Rps26
Rps173	6.83E-49	0.504492	0.981	0.936	1.20E-44	T cells-1	Rps17
Fyb	3.63E-48	1.003994	0.623	0.176	6.38E-44	T cells-1	Fyb
Ltb2	3.34E-47	0.827082	0.673	0.215	5.86E-43	T cells-1	Ltb
Gm98435	1.08E-46	0.518269	0.994	0.899	1.89E-42	T cells-1	Gm9843
Rps94	6.75E-45	0.430744	0.992	0.941	1.19E-40	T cells-1	Rps9
Hcst	8.14E-45	0.885185	0.604	0.197	1.43E-40	T cells-1	Hcst
Ccr7	1.39E-44	1.011129	0.502	0.098	2.43E-40	T cells-1	Ccr7
Gm61335	1.97E-44	0.800555	0.826	0.541	3.46E-40	T cells-1	Gm6133

Btg14	6.53E-44	0.512295	0.965	0.806	1.15E-39	T cells-1	Btg1
Limd22	1.69E-43	0.810223	0.738	0.324	2.97E-39	T cells-1	Limd2
Rpl74	1.76E-43	0.503682	0.979	0.925	3.08E-39	T cells-1	Rpl7
Gnb2l13	8.35E-42	0.569833	0.911	0.789	1.47E-37	T cells-1	Gnb2l1
Ets11	1.35E-41	0.831489	0.655	0.263	2.38E-37	T cells-1	Ets1
Rpl263	1.51E-41	0.398662	0.994	0.964	2.64E-37	T cells-1	Rpl26
Smc4	1.83E-40	1.135413	0.553	0.168	3.22E-36	T cells-1	Smc4
Rps26-ps15	5.19E-40	0.693223	0.887	0.685	9.10E-36	T cells-1	Rps26-ps1
Saraf	5.21E-40	0.930527	0.649	0.313	9.15E-36	T cells-1	Saraf
Fau4	1.09E-39	0.389613	1	0.968	1.92E-35	T cells-1	Fau
Bcl2	2.63E-39	1.082884	0.573	0.221	4.61E-35	T cells-1	Bcl2
Rpl294	1.90E-38	0.477686	0.958	0.889	3.34E-34	T cells-1	Rpl29
Npm12	2.50E-38	0.666137	0.834	0.655	4.40E-34	T cells-1	Npm1
Gimap3	1.53E-37	0.875498	0.524	0.133	2.68E-33	T cells-1	Gimap3
Ptpn181	1.07E-36	0.73964	0.781	0.407	1.87E-32	T cells-1	Ptpn18
Rps252	3.06E-36	0.409821	0.987	0.951	5.37E-32	T cells-1	Rps25
Rps123	3.69E-36	0.436662	0.989	0.946	6.48E-32	T cells-1	Rps12
Rpl36-ps34	2.18E-35	0.714276	0.804	0.561	3.82E-31	T cells-1	Rpl36-ps3
Uba524	1.04E-34	0.70375	0.807	0.598	1.83E-30	T cells-1	Uba52
Pdcd4	1.41E-34	0.84207	0.66	0.336	2.48E-30	T cells-1	Pdcd4
Crlf31	5.03E-34	0.924413	0.618	0.262	8.83E-30	T cells-1	Crlf3
Rpl10-ps33	1.27E-33	0.488	0.963	0.852	2.23E-29	T cells-1	Rpl10-ps3
Shisa53	2.91E-32	0.583994	0.756	0.51	5.12E-28	T cells-1	Shisa5
Rpl223	1.24E-31	0.424898	0.955	0.882	2.17E-27	T cells-1	Rpl22
Rpl22l12	1.67E-31	0.608708	0.914	0.791	2.94E-27	T cells-1	Rpl22l1
Rpl413	1.50E-30	0.268222	1	0.992	2.63E-26	T cells-1	Rpl41
H2-Q7	4.95E-30	0.672662	0.526	0.202	8.69E-26	T cells-1	H2-Q7
Rpl242	6.86E-30	0.403072	0.955	0.926	1.20E-25	T cells-1	Rpl24
S1pr1	3.47E-29	0.76448	0.532	0.166	6.09E-25	T cells-1	S1pr1
Eef1g4	6.95E-29	0.573122	0.848	0.708	1.22E-24	T cells-1	Eef1g
Gm9844	8.69E-28	0.776174	0.673	0.39	1.52E-23	T cells-1	Gm9844
Gm102691	1.04E-26	0.741217	0.649	0.379	1.83E-22	T cells-1	Gm10269
Gm100765	5.17E-26	0.420443	0.912	0.817	9.07E-22	T cells-1	Gm10076
Arhgap15	5.59E-26	0.786482	0.516	0.222	9.81E-22	T cells-1	Arhgap15
Rac22	3.74E-25	0.538005	0.762	0.426	6.57E-21	T cells-1	Rac2
H2-K13	2.13E-24	0.462086	0.842	0.677	3.74E-20	T cells-1	H2-K1
Klf3	3.43E-24	0.699993	0.57	0.34	6.02E-20	T cells-1	Klf3
Gm10020	7.71E-23	0.711219	0.583	0.331	1.35E-18	T cells-1	Gm10020
Klf25	3.54E-22	0.434082	0.791	0.499	6.22E-18	T cells-1	Klf2
Rpl281	6.55E-21	0.324865	0.966	0.932	1.15E-16	T cells-1	Rpl28
Slfn2	7.00E-21	0.695767	0.543	0.283	1.23E-16	T cells-1	Slfn2
Peli1	2.65E-19	0.719718	0.502	0.277	4.66E-15	T cells-1	Peli1
Ptprc2	1.30E-17	0.471487	0.687	0.439	2.28E-13	T cells-1	Ptprc
Atp1b31	2.25E-16	0.662126	0.524	0.331	3.95E-12	T cells-1	Atp1b3
Naca1	1.85E-15	0.289316	0.855	0.79	3.25E-11	T cells-1	Naca
Ccnd21	3.17E-15	0.487613	0.51	0.304	5.57E-11	T cells-1	Ccnd2
Ppia2	6.46E-15	0.304883	0.925	0.877	1.13E-10	T cells-1	Ppia

Hmha11	4.84E-14	0.522632	0.532	0.307	8.49E-10	T cells-1	Hmha1
Hspa82	5.17E-14	0.323381	0.818	0.723	9.07E-10	T cells-1	Hspa8
Coro1a3	2.61E-13	0.399393	0.743	0.45	4.58E-09	T cells-1	Coro1a
Pabpc12	4.35E-13	0.417474	0.85	0.696	7.64E-09	T cells-1	Pabpc1
Snrpg1	1.57E-12	0.398125	0.74	0.655	2.75E-08	T cells-1	Snrpg
Eif3e4	2.43E-12	0.433771	0.62	0.495	4.27E-08	T cells-1	Eif3e
Eef25	3.24E-12	0.294566	0.903	0.842	5.69E-08	T cells-1	Eef2
Gm8186	5.71E-12	0.454728	0.586	0.458	1.00E-07	T cells-1	Gm8186
Psmb81	7.28E-12	0.354191	0.538	0.409	1.28E-07	T cells-1	Psmb8
Fxyd51	7.86E-12	0.269717	0.633	0.412	1.38E-07	T cells-1	Fxyd5
Rpl7a-ps51	1.82E-11	0.458315	0.612	0.452	3.19E-07	T cells-1	Rpl7a-ps5
Cd532	2.05E-10	0.403771	0.527	0.346	3.59E-06	T cells-1	Cd53
Rpl36al3	2.49E-08	0.256067	0.827	0.756	0.000437	T cells-1	Rpl36al
Ncl1	7.14E-08	0.354825	0.612	0.511	0.001253	T cells-1	Ncl
Hnrnpf3	3.03E-07	0.30108	0.669	0.581	0.005312	T cells-1	Hnrnpf
Arhgdib3	1.15E-06	0.256019	0.613	0.456	0.020218	T cells-1	Arhgdib
4930523C0	1.79E-06	0.314389	0.567	0.457	0.031406	T cells-1	4930523C07Rik
Nsa21	8.39E-06	0.279141	0.546	0.477	0.147248	T cells-1	Nsa2
Cox7a2l1	5.39E-05	0.269811	0.725	0.664	0.94593	T cells-1	Cox7a2l
Snrpf1	0.000434	0.296462	0.532	0.488	1	T cells-1	Snrpf
Mbnl12	0.000622	0.27568	0.716	0.673	1	T cells-1	Mbnl1
Hspe1	0.001163	0.294827	0.53	0.485	1	T cells-1	Hspe1
Bgn2	1.96E-126	1.610442	0.995	0.265	3.44E-122	Fibroblast-2	Bgn
Timp32	1.01E-124	1.64146	0.981	0.282	1.77E-120	Fibroblast-2	Timp3
Nbl11	1.62E-122	1.679509	0.948	0.206	2.85E-118	Fibroblast-2	Nbl1
Sparcl12	8.21E-122	1.618222	0.982	0.231	1.44E-117	Fibroblast-2	Sparcl1
Mgp2	2.97E-120	1.933965	1	0.375	5.21E-116	Fibroblast-2	Mgp
Igfbp72	4.86E-120	1.601408	0.994	0.316	8.53E-116	Fibroblast-2	Igfbp7
Col1a21	2.20E-112	1.420364	0.963	0.23	3.86E-108	Fibroblast-2	Col1a2
Eln2	4.52E-111	1.418818	0.923	0.197	7.93E-107	Fibroblast-2	Eln
Col3a12	7.59E-110	1.351657	0.987	0.265	1.33E-105	Fibroblast-2	Col3a1
Gas62	8.35E-108	1.399136	0.921	0.199	1.47E-103	Fibroblast-2	Gas6
Inmt1	2.94E-107	1.385157	0.979	0.213	5.15E-103	Fibroblast-2	Inmt
Clec3b1	1.35E-106	1.202663	0.898	0.153	2.36E-102	Fibroblast-2	Clec3b
Fhl11	1.15E-105	1.37446	0.939	0.219	2.02E-101	Fibroblast-2	Fhl1
Csrp12	1.82E-105	1.346797	0.958	0.294	3.19E-101	Fibroblast-2	Csrp1
Rbp11	1.85E-104	1.31498	0.876	0.159	3.25E-100	Fibroblast-2	Rbp1
Gsn1	3.93E-104	1.441498	1	0.38	6.89E-100	Fibroblast-2	Gsn
Sparc1	7.77E-103	1.318224	0.952	0.267	1.36E-98	Fibroblast-2	Sparc
Dpt2	1.07E-101	1.371808	0.892	0.18	1.88E-97	Fibroblast-2	Dpt
Limch11	7.67E-101	1.384448	0.898	0.15	1.35E-96	Fibroblast-2	Limch1
Mfap41	2.46E-100	1.295227	0.894	0.165	4.32E-96	Fibroblast-2	Mfap4
Loxl11	7.29E-100	1.294752	0.85	0.141	1.28E-95	Fibroblast-2	Loxl1
Col1a12	3.28E-99	1.317017	0.961	0.212	5.76E-95	Fibroblast-2	Col1a1
Serping11	7.53E-97	1.133866	0.934	0.209	1.32E-92	Fibroblast-2	Serping1
Sod32	1.80E-91	1.18045	0.923	0.202	3.16E-87	Fibroblast-2	Sod3
Pcolce21	6.40E-91	1.135025	0.932	0.214	1.12E-86	Fibroblast-2	Pcolce2

Igfbp61	1.01E-89	1.282102	0.858	0.153	1.78E-85	Fibroblast-2	Igfbp6
Cfh1	2.83E-88	1.138214	0.898	0.198	4.96E-84	Fibroblast-2	Cfh
Igfbp4	2.66E-86	1.165969	0.868	0.233	4.67E-82	Fibroblast-2	Igfbp4
Nfib2	6.52E-86	1.116229	0.952	0.309	1.14E-81	Fibroblast-2	Nfib
Mfap5	1.79E-85	1.130348	0.815	0.136	3.14E-81	Fibroblast-2	Mfap5
Fxyd12	3.31E-84	1.06022	0.918	0.215	5.81E-80	Fibroblast-2	Fxyd1
Pmepa1	1.76E-83	1.162913	0.753	0.163	3.08E-79	Fibroblast-2	Pmepa1
Gas1	2.23E-83	1.1903	0.76	0.129	3.91E-79	Fibroblast-2	Gas1
Cxcl12	2.55E-83	1.202865	0.792	0.131	4.48E-79	Fibroblast-2	Cxcl12
Col6a11	2.57E-83	1.11577	0.787	0.144	4.52E-79	Fibroblast-2	Col6a1
Slc1a31	3.04E-81	1.13362	0.732	0.103	5.33E-77	Fibroblast-2	Slc1a3
Gpc31	1.43E-80	0.981268	0.797	0.14	2.50E-76	Fibroblast-2	Gpc3
Lbh1	1.97E-80	1.08337	0.897	0.337	3.46E-76	Fibroblast-2	Lbh
Rbp4	3.98E-80	1.512611	0.726	0.081	6.98E-76	Fibroblast-2	Rbp4
Cygb	5.04E-80	1.234371	0.76	0.109	8.85E-76	Fibroblast-2	Cygb
C4b	1.17E-79	1.299974	0.723	0.104	2.05E-75	Fibroblast-2	C4b
C1s1	5.45E-79	1.03739	0.703	0.106	9.56E-75	Fibroblast-2	C1s1
Ogn2	8.27E-79	1.077705	0.916	0.231	1.45E-74	Fibroblast-2	Ogn
Mmp21	1.69E-78	1.224093	0.734	0.108	2.96E-74	Fibroblast-2	Mmp2
Plxdc21	2.73E-78	0.975188	0.806	0.173	4.79E-74	Fibroblast-2	Plxdc2
Ltbp42	3.79E-78	1.060011	0.887	0.221	6.66E-74	Fibroblast-2	Ltbp4
Gpm6b1	1.45E-77	1.070576	0.718	0.101	2.54E-73	Fibroblast-2	Gpm6b
Pmp222	3.33E-77	0.977158	0.868	0.218	5.85E-73	Fibroblast-2	Pmp22
Pdgfra1	1.73E-76	0.960841	0.831	0.145	3.03E-72	Fibroblast-2	Pdgfra
Pbx12	2.19E-76	1.033574	0.86	0.272	3.85E-72	Fibroblast-2	Pbx1
Adh1	1.40E-75	1.096855	0.652	0.074	2.46E-71	Fibroblast-2	Adh1
Abi3bp	1.70E-75	0.936833	0.715	0.133	2.98E-71	Fibroblast-2	Abi3bp
Prelp1	2.01E-75	0.929131	0.85	0.178	3.53E-71	Fibroblast-2	Prelp
Mylk2	8.65E-75	1.006126	0.856	0.189	1.52E-70	Fibroblast-2	Mylk
Cp1	1.08E-74	1.049185	0.748	0.124	1.90E-70	Fibroblast-2	Cp
Serpinh12	1.64E-74	0.962186	0.86	0.215	2.88E-70	Fibroblast-2	Serpinh1
Cyr612	4.49E-74	1.076639	0.861	0.219	7.89E-70	Fibroblast-2	Cyr61
Tmem176b	5.84E-74	0.96584	0.874	0.28	1.02E-69	Fibroblast-2	Tmem176b
Olfml31	2.52E-73	1.082934	0.685	0.102	4.43E-69	Fibroblast-2	Olfml3
Fstl11	2.75E-73	0.981916	0.794	0.158	4.82E-69	Fibroblast-2	Fstl1
Rcn1	2.80E-73	0.982177	0.723	0.131	4.91E-69	Fibroblast-2	Rcn1
Cst35	1.03E-72	0.867769	0.997	0.695	1.81E-68	Fibroblast-2	Cst3
Slc43a31	1.57E-72	1.186088	0.805	0.173	2.76E-68	Fibroblast-2	Slc43a3
Gpx32	1.93E-72	0.655701	0.911	0.253	3.39E-68	Fibroblast-2	Gpx3
Cxcl141	4.70E-72	1.424879	0.689	0.113	8.26E-68	Fibroblast-2	Cxcl14
G0s21	8.39E-72	0.920343	0.769	0.163	1.47E-67	Fibroblast-2	G0s2
Rnase41	2.33E-70	0.8951	0.818	0.229	4.09E-66	Fibroblast-2	Rnase4
Cped1	2.77E-70	1.019459	0.724	0.122	4.87E-66	Fibroblast-2	Cped1
Nr2f21	8.20E-70	0.926254	0.748	0.15	1.44E-65	Fibroblast-2	Nr2f2
Timp21	1.60E-69	0.862262	0.916	0.335	2.81E-65	Fibroblast-2	Timp2
C3	1.75E-69	1.034278	0.721	0.153	3.08E-65	Fibroblast-2	C3
Plpp32	2.24E-69	0.967454	0.903	0.244	3.93E-65	Fibroblast-2	Plpp3

Sptbn11	5.47E-68	0.86019	0.955	0.421	9.60E-64	Fibroblast-2	Sptbn1
Tns31	6.24E-68	1.086524	0.735	0.15	1.09E-63	Fibroblast-2	Tns3
Dcn1	8.08E-68	0.760459	0.745	0.168	1.42E-63	Fibroblast-2	Dcn
Apoe2	3.14E-67	0.899032	0.956	0.405	5.52E-63	Fibroblast-2	Apoe
Nenf2	3.37E-67	0.881474	0.882	0.333	5.92E-63	Fibroblast-2	Nenf
Fbn1	1.02E-66	1.035844	0.642	0.102	1.79E-62	Fibroblast-2	Fbn1
Tns11	5.84E-66	1.000655	0.874	0.293	1.02E-61	Fibroblast-2	Tns1
Fmo22	4.60E-65	0.784074	0.866	0.244	8.07E-61	Fibroblast-2	Fmo2
Rarres22	4.79E-64	0.783884	0.9	0.235	8.40E-60	Fibroblast-2	Rarres2
Selm2	2.02E-63	0.82866	0.826	0.223	3.54E-59	Fibroblast-2	Selm
Spon21	2.26E-63	1.03186	0.647	0.113	3.97E-59	Fibroblast-2	Spon2
Col6a21	4.32E-63	1.027313	0.702	0.119	7.59E-59	Fibroblast-2	Col6a2
Hmcn12	5.76E-63	0.825129	0.753	0.183	1.01E-58	Fibroblast-2	Hmcn1
Htra3	8.99E-63	0.930033	0.561	0.072	1.58E-58	Fibroblast-2	Htra3
Cd812	1.28E-62	0.790921	0.947	0.409	2.24E-58	Fibroblast-2	Cd81
Mxra81	1.54E-62	0.745875	0.753	0.164	2.70E-58	Fibroblast-2	Mxra8
Adamts2	2.74E-62	0.918184	0.594	0.083	4.80E-58	Fibroblast-2	Adamts2
Tshz2	6.65E-62	0.742375	0.623	0.115	1.17E-57	Fibroblast-2	Tshz2
Maf	8.81E-62	0.832315	0.655	0.134	1.55E-57	Fibroblast-2	Maf
Spon11	1.33E-61	0.819009	0.637	0.099	2.34E-57	Fibroblast-2	Spon1
Nupr12	4.61E-61	0.938454	0.789	0.24	8.08E-57	Fibroblast-2	Nupr1
Nedd42	7.03E-61	0.791822	0.813	0.252	1.23E-56	Fibroblast-2	Nedd4
Snhg181	1.04E-60	0.866156	0.7	0.146	1.83E-56	Fibroblast-2	Snhg18
Sdc21	1.20E-60	0.856729	0.647	0.126	2.11E-56	Fibroblast-2	Sdc2
Bicc1	1.69E-60	0.796371	0.576	0.099	2.97E-56	Fibroblast-2	Bicc1
Sep-41	5.44E-60	0.748053	0.7	0.148	9.56E-56	Fibroblast-2	Sep-04
Abca8a1	4.28E-59	0.847593	0.595	0.107	7.52E-55	Fibroblast-2	Abca8a
Nisch1	4.30E-59	0.811115	0.884	0.39	7.55E-55	Fibroblast-2	Nisch
S100a64	9.72E-59	0.807752	0.977	0.535	1.71E-54	Fibroblast-2	S100a6
Tgfb3	2.53E-58	0.976042	0.602	0.088	4.45E-54	Fibroblast-2	Tgfb3
Nexn	7.26E-58	0.930528	0.598	0.092	1.27E-53	Fibroblast-2	Nexn
Slc36a21	8.10E-58	0.888893	0.513	0.059	1.42E-53	Fibroblast-2	Slc36a2
Flt3l	1.49E-57	0.837542	0.606	0.113	2.62E-53	Fibroblast-2	Flt3l
Ptgis1	1.52E-57	0.874564	0.661	0.131	2.67E-53	Fibroblast-2	Ptgis
Rbms3	5.05E-57	0.830381	0.616	0.122	8.87E-53	Fibroblast-2	Rbms3
Cox6b2	7.11E-57	0.890436	0.621	0.135	1.25E-52	Fibroblast-2	Cox6b2
Lhfp1	9.69E-57	0.726597	0.711	0.172	1.70E-52	Fibroblast-2	Lhfp
Pcolce1	2.90E-56	0.8691	0.653	0.126	5.09E-52	Fibroblast-2	Pcolce
Zbtb202	4.85E-56	0.7586	0.903	0.425	8.52E-52	Fibroblast-2	Zbtb20
Tmem176a	9.37E-56	0.921072	0.79	0.246	1.65E-51	Fibroblast-2	Tmem176a
Fth15	1.23E-55	0.665036	1	0.961	2.15E-51	Fibroblast-2	Fth1
Tnfsf13b	1.23E-55	0.879506	0.573	0.107	2.16E-51	Fibroblast-2	Tnfsf13b
Sh3bgrl4	2.82E-55	0.806976	0.873	0.443	4.95E-51	Fibroblast-2	Sh3bgrl
Cdh111	3.41E-55	0.784074	0.598	0.098	5.99E-51	Fibroblast-2	Cdh11
Nr4a11	4.58E-55	1.002319	0.737	0.269	8.03E-51	Fibroblast-2	Nr4a1
Fbln1	6.50E-55	0.733453	0.602	0.114	1.14E-50	Fibroblast-2	Fbln1
Id32	8.98E-55	0.870473	0.834	0.313	1.58E-50	Fibroblast-2	Id3

Vcam11	1.11E-54	0.9675	0.571	0.09	1.95E-50	Fibroblast-2	Vcam1
Prex21	1.19E-54	0.678823	0.729	0.166	2.09E-50	Fibroblast-2	Prex2
Pam2	2.40E-54	0.661453	0.813	0.255	4.22E-50	Fibroblast-2	Pam
Ddr2	4.90E-54	0.776527	0.571	0.1	8.60E-50	Fibroblast-2	Ddr2
Rab34	1.18E-53	0.647993	0.539	0.103	2.08E-49	Fibroblast-2	Rab34
Col6a31	1.40E-53	0.868135	0.608	0.118	2.47E-49	Fibroblast-2	Col6a3
Phlda1	1.60E-53	0.816529	0.644	0.174	2.81E-49	Fibroblast-2	Phlda1
Mamdc21	1.95E-53	0.943328	0.605	0.09	3.43E-49	Fibroblast-2	Mamdc2
Klf92	3.48E-53	0.694362	0.737	0.266	6.12E-49	Fibroblast-2	Klf9
Zfp36l13	4.96E-53	0.843358	0.897	0.451	8.70E-49	Fibroblast-2	Zfp36l1
Twsg11	7.78E-53	0.813702	0.661	0.153	1.37E-48	Fibroblast-2	Twsg1
Ifitm21	1.75E-52	0.713689	0.916	0.385	3.07E-48	Fibroblast-2	Ifitm2
Cald12	4.67E-52	0.752257	0.735	0.218	8.20E-48	Fibroblast-2	Cald1
Heg11	6.95E-52	0.737237	0.711	0.203	1.22E-47	Fibroblast-2	Heg1
Aebp1	2.35E-51	0.55868	0.613	0.126	4.13E-47	Fibroblast-2	Aebp1
Lrp12	3.32E-51	0.640004	0.81	0.332	5.82E-47	Fibroblast-2	Lrp1
Emp1	3.82E-51	0.802394	0.606	0.152	6.71E-47	Fibroblast-2	Emp1
Macf11	9.51E-51	0.70344	0.91	0.445	1.67E-46	Fibroblast-2	Macf1
Colec121	4.10E-50	0.758491	0.627	0.14	7.21E-46	Fibroblast-2	Colec12
Meox2	4.13E-50	0.850147	0.539	0.068	7.25E-46	Fibroblast-2	Meox2
Ifitm36	9.34E-50	0.672965	0.984	0.449	1.64E-45	Fibroblast-2	Ifitm3
Tpm11	1.20E-49	0.724771	0.694	0.203	2.10E-45	Fibroblast-2	Tpm1
Npdc1	2.16E-49	0.677457	0.576	0.136	3.78E-45	Fibroblast-2	Npdc1
Ptprd1	3.17E-49	0.777792	0.552	0.091	5.56E-45	Fibroblast-2	Ptprd
Pid11	6.18E-49	0.706875	0.711	0.239	1.08E-44	Fibroblast-2	Pid1
Cryab1	1.22E-48	0.751665	0.668	0.15	2.15E-44	Fibroblast-2	Cryab
Col5a2	1.30E-48	0.783043	0.516	0.084	2.28E-44	Fibroblast-2	Col5a2
Npnt1	5.09E-48	0.625611	0.626	0.123	8.94E-44	Fibroblast-2	Npnt
Tuba1a1	1.52E-47	0.80168	0.795	0.319	2.67E-43	Fibroblast-2	Tuba1a
Dkk3	3.44E-47	0.848875	0.587	0.109	6.05E-43	Fibroblast-2	Dkk3
Lgals14	4.91E-47	0.632782	0.921	0.519	8.63E-43	Fibroblast-2	Lgals1
Dpep11	1.30E-46	0.799429	0.597	0.119	2.29E-42	Fibroblast-2	Dpep1
Il11ra11	3.52E-46	0.695628	0.661	0.198	6.19E-42	Fibroblast-2	Il11ra1
Akap12	6.12E-46	0.734012	0.644	0.159	1.07E-41	Fibroblast-2	Akap12
Fkbp9	8.09E-46	0.674683	0.537	0.11	1.42E-41	Fibroblast-2	Fkbp9
Atf5	1.80E-45	0.798464	0.553	0.112	3.16E-41	Fibroblast-2	Atf5
Gas7	3.19E-45	0.81911	0.592	0.142	5.60E-41	Fibroblast-2	Gas7
Clic42	3.62E-45	0.617573	0.755	0.309	6.35E-41	Fibroblast-2	Clic4
Nfia1	4.19E-45	0.644983	0.708	0.224	7.36E-41	Fibroblast-2	Nfia
Rcn3	4.24E-45	0.734451	0.584	0.134	7.44E-41	Fibroblast-2	Rcn3
Tcf211	7.53E-45	0.486718	0.519	0.103	1.32E-40	Fibroblast-2	Tcf21
Egr11	8.18E-45	0.723226	0.858	0.387	1.44E-40	Fibroblast-2	Egr1
Eva1b1	1.79E-44	0.615313	0.64	0.218	3.15E-40	Fibroblast-2	Eva1b
Lamc1	1.97E-44	0.7042	0.519	0.106	3.45E-40	Fibroblast-2	Lamc1
Scn7a1	2.18E-44	0.619325	0.606	0.139	3.83E-40	Fibroblast-2	Scn7a
Atp1a21	3.04E-44	0.773303	0.602	0.118	5.33E-40	Fibroblast-2	Atp1a2
Nfix	3.08E-44	0.67567	0.652	0.209	5.41E-40	Fibroblast-2	Nfix

Gstt1	5.72E-44	0.72449	0.537	0.106	1.00E-39	Fibroblast-2	Gstt1
St3gal4	6.54E-44	0.691376	0.568	0.159	1.15E-39	Fibroblast-2	St3gal4
Gng111	1.70E-43	0.581118	0.677	0.187	2.98E-39	Fibroblast-2	Gng11
Ptrf	3.09E-43	0.531118	0.627	0.174	5.42E-39	Fibroblast-2	Ptrf
Ppp1r14a1	6.12E-43	0.665211	0.55	0.116	1.08E-38	Fibroblast-2	Ppp1r14a
Fxyd61	7.83E-43	0.767123	0.506	0.08	1.38E-38	Fibroblast-2	Fxyd6
Ptms6	8.85E-43	0.635152	0.885	0.461	1.55E-38	Fibroblast-2	Ptms
Efemp11	1.24E-42	0.720041	0.502	0.094	2.18E-38	Fibroblast-2	Efemp1
Pdlim2	1.59E-42	0.69889	0.602	0.184	2.79E-38	Fibroblast-2	Pdlim2
Xist3	2.65E-42	0.701502	0.848	0.462	4.65E-38	Fibroblast-2	Xist
Itga81	3.87E-42	0.768204	0.558	0.092	6.79E-38	Fibroblast-2	Itga8
Fgf7	1.35E-41	0.689204	0.51	0.093	2.37E-37	Fibroblast-2	Fgf7
Myh101	1.49E-41	0.694607	0.535	0.104	2.62E-37	Fibroblast-2	Myh10
Nrp11	2.25E-41	0.581258	0.721	0.288	3.95E-37	Fibroblast-2	Nrp1
Errfi1	6.19E-41	0.830127	0.545	0.129	1.09E-36	Fibroblast-2	Errfi1
Col4a1	9.69E-41	0.579195	0.532	0.142	1.70E-36	Fibroblast-2	Col4a1
Prkcdbp1	1.26E-40	0.729107	0.619	0.157	2.21E-36	Fibroblast-2	Prkcdbp
Dlc1	4.96E-40	0.643906	0.576	0.131	8.71E-36	Fibroblast-2	Dlc1
Sep156	6.23E-40	0.57543	0.881	0.542	1.09E-35	Fibroblast-2	Sep-15
Sepp13	6.60E-40	0.423422	0.89	0.534	1.16E-35	Fibroblast-2	Sepp1
Gstm12	7.73E-40	0.637425	0.794	0.342	1.36E-35	Fibroblast-2	Gstm1
Adamts11	8.67E-40	0.781967	0.56	0.137	1.52E-35	Fibroblast-2	Adamts1
Peak11	8.91E-40	0.645531	0.621	0.174	1.56E-35	Fibroblast-2	Peak1
Cd632	9.18E-40	0.703787	0.789	0.296	1.61E-35	Fibroblast-2	Cd63
Oat	1.06E-39	0.663072	0.582	0.172	1.86E-35	Fibroblast-2	Oat
Cbx6	4.83E-39	0.646145	0.506	0.107	8.49E-35	Fibroblast-2	Cbx6
Mettl7a11	1.63E-38	0.497499	0.652	0.197	2.87E-34	Fibroblast-2	Mettl7a1
Gstm2	2.03E-38	0.682202	0.55	0.122	3.56E-34	Fibroblast-2	Gstm2
Thra1	2.41E-38	0.554068	0.634	0.212	4.24E-34	Fibroblast-2	Thra
Socs22	3.37E-38	0.619675	0.645	0.221	5.92E-34	Fibroblast-2	Socs2
Jun-02	7.15E-38	0.629847	0.835	0.436	1.25E-33	Fibroblast-2	Jun
Cd34	2.91E-37	0.578988	0.506	0.119	5.10E-33	Fibroblast-2	Cd34
Laptm4a5	4.42E-37	0.495281	0.852	0.479	7.76E-33	Fibroblast-2	Laptm4a
Gm9780	4.55E-37	0.596478	0.523	0.112	7.98E-33	Fibroblast-2	Gm9780
Sepw14	1.27E-36	0.561257	0.906	0.653	2.23E-32	Fibroblast-2	Sepw1
S100a16	6.47E-36	0.388927	0.542	0.142	1.14E-31	Fibroblast-2	S100a16
C1qtnf7	1.78E-35	0.519211	0.502	0.114	3.12E-31	Fibroblast-2	C1qtnf7
Fgfr1	2.58E-35	0.601479	0.508	0.112	4.53E-31	Fibroblast-2	Fgfr1
Man2a1	4.65E-35	0.624751	0.524	0.168	8.16E-31	Fibroblast-2	Man2a1
Tnfsf12	7.97E-35	0.529129	0.508	0.151	1.40E-30	Fibroblast-2	Tnfsf12
Tgm21	1.23E-34	0.571626	0.585	0.203	2.17E-30	Fibroblast-2	Tgm2
Tmcc31	3.03E-34	0.539997	0.598	0.232	5.32E-30	Fibroblast-2	Tmcc3
Wbp5	4.03E-34	0.485078	0.631	0.236	7.07E-30	Fibroblast-2	Wbp5
Marcks1	5.15E-34	0.5201	0.673	0.266	9.04E-30	Fibroblast-2	Marcks
Calu	7.44E-34	0.562083	0.526	0.165	1.31E-29	Fibroblast-2	Calu
Dusp14	8.52E-34	0.569587	0.818	0.477	1.50E-29	Fibroblast-2	Dusp1
Gyg1	6.06E-33	0.606838	0.576	0.215	1.06E-28	Fibroblast-2	Gyg

Emp21	1.17E-32	0.345171	0.584	0.154	2.05E-28	Fibroblast-2	Emp2
Ctsl2	3.04E-32	0.49446	0.629	0.258	5.34E-28	Fibroblast-2	Ctsl
Aldh1a11	7.59E-32	0.479756	0.505	0.113	1.33E-27	Fibroblast-2	Aldh1a1
Camk2n1	1.22E-31	0.552399	0.508	0.143	2.14E-27	Fibroblast-2	Camk2n1
Dapk11	3.00E-31	0.548358	0.511	0.163	5.27E-27	Fibroblast-2	Dapk1
Crispld21	3.81E-31	0.679302	0.526	0.125	6.69E-27	Fibroblast-2	Crispld2
Map1lc3a1	1.20E-30	0.462484	0.671	0.279	2.10E-26	Fibroblast-2	Map1lc3a
Dpysl22	2.13E-30	0.455471	0.826	0.422	3.75E-26	Fibroblast-2	Dpysl2
Hes1	3.61E-30	0.560646	0.529	0.184	6.34E-26	Fibroblast-2	Hes1
Arf4	1.13E-29	0.442617	0.695	0.356	1.98E-25	Fibroblast-2	Arf4
Thbd1	1.93E-29	0.339108	0.526	0.19	3.40E-25	Fibroblast-2	Thbd
Gabarapl1	2.80E-29	0.44424	0.568	0.216	4.92E-25	Fibroblast-2	Gabarapl1
Tgfbr22	3.01E-29	0.594999	0.665	0.289	5.28E-25	Fibroblast-2	Tgfbr2
Adamts101	4.13E-29	0.466054	0.518	0.17	7.24E-25	Fibroblast-2	Adamts10
Lamp22	6.07E-29	0.533865	0.718	0.342	1.06E-24	Fibroblast-2	Lamp2
Serpinb6a	3.94E-28	0.463817	0.55	0.22	6.92E-24	Fibroblast-2	Serpinb6a
Cnpy2	5.61E-28	0.452273	0.576	0.243	9.85E-24	Fibroblast-2	Cnpy2
Phlda3	1.12E-27	0.562514	0.506	0.151	1.96E-23	Fibroblast-2	Phlda3
Dstn6	1.56E-27	0.395255	0.844	0.46	2.74E-23	Fibroblast-2	Dstn
Epb41l2	4.80E-27	0.435439	0.518	0.198	8.43E-23	Fibroblast-2	Epb41l2
Cebpb5	5.05E-27	0.333694	0.89	0.492	8.87E-23	Fibroblast-2	Cebpb
Scarb21	6.44E-27	0.531331	0.56	0.229	1.13E-22	Fibroblast-2	Scarb2
Nfic1	8.37E-27	0.506119	0.616	0.253	1.47E-22	Fibroblast-2	Nfic
Mprip	1.22E-26	0.456244	0.547	0.202	2.14E-22	Fibroblast-2	Mprip
Cav1	3.98E-26	0.332297	0.55	0.178	6.99E-22	Fibroblast-2	Cav1
Rrbp14	4.36E-26	0.427032	0.85	0.505	7.66E-22	Fibroblast-2	Rrbp1
Mbnl21	4.39E-26	0.397021	0.673	0.319	7.71E-22	Fibroblast-2	Mbnl2
Ifi27l2a	8.64E-26	0.717959	0.669	0.297	1.52E-21	Fibroblast-2	Ifi27l2a
Ppp1r21	2.00E-25	0.621423	0.731	0.364	3.51E-21	Fibroblast-2	Ppp1r2
Ctdsp2	4.21E-25	0.417074	0.505	0.205	7.39E-21	Fibroblast-2	Ctdsp2
Cd3022	7.94E-25	0.429656	0.627	0.279	1.39E-20	Fibroblast-2	Cd302
Il6st	2.52E-24	0.44101	0.519	0.189	4.42E-20	Fibroblast-2	Il6st
Svil	3.61E-24	0.465586	0.537	0.22	6.34E-20	Fibroblast-2	Svil
Ifi271	4.26E-24	0.482488	0.582	0.237	7.48E-20	Fibroblast-2	Ifi27
Anxa52	9.50E-24	0.339434	0.705	0.38	1.67E-19	Fibroblast-2	Anxa5
Ssr11	1.22E-23	0.363316	0.631	0.339	2.15E-19	Fibroblast-2	Ssr1
Mtch1	1.38E-23	0.452767	0.524	0.23	2.43E-19	Fibroblast-2	Mtch1
Junb6	2.15E-23	0.4411	0.923	0.751	3.78E-19	Fibroblast-2	Junb
Sep-02	2.61E-23	0.395964	0.645	0.326	4.58E-19	Fibroblast-2	Sep-02
Fos4	3.16E-23	0.395187	0.845	0.548	5.55E-19	Fibroblast-2	Fos
Hcfc1r1	3.24E-23	0.546465	0.676	0.313	5.68E-19	Fibroblast-2	Hcfc1r1
Btg25	3.88E-23	0.578362	0.887	0.676	6.81E-19	Fibroblast-2	Btg2
Tsc22d11	6.95E-23	0.389158	0.516	0.196	1.22E-18	Fibroblast-2	Tsc22d1
Tcf41	7.60E-23	0.354778	0.739	0.355	1.34E-18	Fibroblast-2	Tcf4
Ier26	8.94E-23	0.464759	0.808	0.546	1.57E-18	Fibroblast-2	Ier2
P4hb1	1.40E-22	0.431611	0.545	0.272	2.45E-18	Fibroblast-2	P4hb
Hmgn12	2.29E-22	0.497525	0.761	0.439	4.02E-18	Fibroblast-2	Hmgn1

Dap	4.94E-22	0.484401	0.59	0.262	8.68E-18	Fibroblast-2	Dap
Sdc43	7.87E-22	0.499959	0.602	0.234	1.38E-17	Fibroblast-2	Sdc4
Arl1	1.49E-21	0.43016	0.545	0.244	2.62E-17	Fibroblast-2	Arl1
Sh3bp5	4.85E-21	0.326882	0.515	0.233	8.51E-17	Fibroblast-2	Sh3bp5
Mat2a1	5.33E-21	0.506285	0.713	0.405	9.35E-17	Fibroblast-2	Mat2a
Cd82	1.03E-20	0.531706	0.506	0.195	1.81E-16	Fibroblast-2	Cd82
Zyx1	1.86E-20	0.394544	0.616	0.321	3.27E-16	Fibroblast-2	Zyx
Rhob	6.21E-20	0.422905	0.508	0.216	1.09E-15	Fibroblast-2	Rhob
Cd1642	1.28E-19	0.261476	0.661	0.348	2.24E-15	Fibroblast-2	Cd164
Zeb22	2.40E-19	0.317349	0.76	0.421	4.22E-15	Fibroblast-2	Zeb2
Eif4ebp1	7.21E-19	0.360151	0.519	0.241	1.27E-14	Fibroblast-2	Eif4ebp1
Dynll13	1.14E-18	0.409066	0.877	0.634	2.00E-14	Fibroblast-2	Dynll1
Lmna1	4.93E-18	0.288606	0.547	0.269	8.66E-14	Fibroblast-2	Lmna
Pura	5.73E-18	0.320421	0.566	0.28	1.01E-13	Fibroblast-2	Pura
Comt2	1.85E-17	0.326339	0.573	0.305	3.25E-13	Fibroblast-2	Comt
Bsg2	4.45E-17	0.337412	0.723	0.426	7.82E-13	Fibroblast-2	Bsg
Hsbp1	7.24E-17	0.323934	0.637	0.365	1.27E-12	Fibroblast-2	Hsbp1
Tpm4	7.41E-17	0.291997	0.669	0.394	1.30E-12	Fibroblast-2	Tpm4
Myadm2	7.66E-17	0.316044	0.579	0.307	1.34E-12	Fibroblast-2	Myadm
Lims11	7.67E-17	0.269641	0.506	0.268	1.35E-12	Fibroblast-2	Lims1
Selk5	1.06E-16	0.267811	0.831	0.572	1.85E-12	Fibroblast-2	Selk
Minos11	1.39E-16	0.336685	0.742	0.458	2.45E-12	Fibroblast-2	Minos1
Oaz2	7.86E-16	0.295646	0.506	0.22	1.38E-11	Fibroblast-2	Oaz2
Anxa1	2.00E-15	0.353821	0.515	0.243	3.52E-11	Fibroblast-2	Anxa1
Manf	2.07E-15	0.388524	0.579	0.329	3.63E-11	Fibroblast-2	Manf
Pcnp	2.19E-15	0.330973	0.587	0.299	3.84E-11	Fibroblast-2	Pcnp
Txndc5	2.79E-15	0.334304	0.521	0.234	4.90E-11	Fibroblast-2	Txndc5
Rtn41	2.84E-15	0.382186	0.673	0.405	4.99E-11	Fibroblast-2	Rtn4
Sec621	3.60E-15	0.352445	0.69	0.398	6.32E-11	Fibroblast-2	Sec62
Itm2c1	1.26E-14	0.352417	0.566	0.299	2.22E-10	Fibroblast-2	Itm2c
Aldh21	2.76E-14	0.257967	0.652	0.355	4.84E-10	Fibroblast-2	Aldh2
1110004F1	3.40E-14	0.274117	0.613	0.357	5.96E-10	Fibroblast-2	1110004F10Rik
Slc25a4	3.56E-14	0.265775	0.616	0.361	6.25E-10	Fibroblast-2	Slc25a4
Iscu	7.32E-14	0.31929	0.592	0.334	1.28E-09	Fibroblast-2	Iscu
Fkbp2	1.30E-13	0.323881	0.531	0.256	2.28E-09	Fibroblast-2	Fkbp2
Dynlrb11	2.58E-13	0.264547	0.644	0.386	4.54E-09	Fibroblast-2	Dynlrb1
Celf22	3.39E-13	0.279135	0.745	0.49	5.95E-09	Fibroblast-2	Celf2
Rab6a	6.60E-13	0.284887	0.502	0.257	1.16E-08	Fibroblast-2	Rab6a
Mrfap14	6.77E-13	0.320712	0.74	0.506	1.19E-08	Fibroblast-2	Mrfap1
Rab18	7.11E-13	0.272771	0.518	0.257	1.25E-08	Fibroblast-2	Rab18
Swi51	3.12E-11	0.264464	0.629	0.353	5.47E-07	Fibroblast-2	Swi5
Emc10	1.23E-10	0.326447	0.561	0.3	2.17E-06	Fibroblast-2	Emc10
Ubc5	5.03E-10	0.293726	0.79	0.564	8.84E-06	Fibroblast-2	Ubc
Dcn2	3.10E-171	3.10762	0.995	0.154	5.44E-167	Fibroblast-3	Dcn
Igfbp41	1.06E-145	2.382045	0.967	0.228	1.86E-141	Fibroblast-3	Igfbp4
Clec3b2	4.46E-136	2.467727	0.946	0.152	7.84E-132	Fibroblast-3	Clec3b
Col1a22	1.56E-130	2.106135	0.968	0.232	2.73E-126	Fibroblast-3	Col1a2

Aebp11	2.94E-125	2.084924	0.871	0.111	5.17E-121	Fibroblast-3	Aebp1
Cygb1	2.03E-115	2.006954	0.861	0.104	3.57E-111	Fibroblast-3	Cygb
Gsn2	6.75E-114	2.040609	0.998	0.382	1.18E-109	Fibroblast-3	Gsn
Serping12	7.30E-108	1.789743	0.936	0.21	1.28E-103	Fibroblast-3	Serping1
Timp33	3.32E-106	1.678731	0.948	0.285	5.83E-102	Fibroblast-3	Timp3
Timp22	1.41E-105	1.570555	0.933	0.335	2.47E-101	Fibroblast-3	Timp2
Fbln11	1.28E-104	1.832629	0.769	0.105	2.25E-100	Fibroblast-3	Fbln1
Col14a1	2.23E-99	1.785415	0.768	0.088	3.91E-95	Fibroblast-3	Col14a1
Serpinf1	2.05E-96	1.85998	0.657	0.027	3.60E-92	Fibroblast-3	Serpinf1
Col3a13	4.73E-95	1.49477	0.936	0.27	8.30E-91	Fibroblast-3	Col3a1
Cfh2	8.29E-93	1.65538	0.875	0.201	1.45E-88	Fibroblast-3	Cfh
Cxcl121	3.53E-92	1.890577	0.793	0.133	6.19E-88	Fibroblast-3	Cxcl12
Col1a13	1.25E-90	1.628358	0.893	0.218	2.20E-86	Fibroblast-3	Col1a1
Ccl11	1.39E-84	1.89169	0.584	0.013	2.44E-80	Fibroblast-3	Ccl11
Nbl12	8.77E-84	1.498161	0.849	0.214	1.54E-79	Fibroblast-3	Nbl1
Ly6a	7.13E-83	1.271952	0.811	0.228	1.25E-78	Fibroblast-3	Ly6a
Dpt3	8.31E-82	1.388642	0.811	0.186	1.46E-77	Fibroblast-3	Dpt
Scara5	3.08E-81	1.455322	0.559	0.008	5.41E-77	Fibroblast-3	Scara5
Phlda11	6.54E-81	1.648784	0.732	0.169	1.15E-76	Fibroblast-3	Phlda1
Igfbp73	1.47E-80	1.082158	0.952	0.32	2.58E-76	Fibroblast-3	Igfbp7
Sepp14	2.82E-80	1.145976	0.928	0.532	4.95E-76	Fibroblast-3	Sepp1
Akap121	3.93E-79	1.613295	0.766	0.153	6.89E-75	Fibroblast-3	Akap12
C31	8.77E-77	1.524725	0.717	0.155	1.54E-72	Fibroblast-3	C3
Egr12	1.66E-76	1.065002	0.893	0.386	2.91E-72	Fibroblast-3	Egr1
Sparc2	6.94E-76	1.270733	0.881	0.273	1.22E-71	Fibroblast-3	Sparc
Nfib3	1.70E-74	1.073243	0.93	0.311	2.99E-70	Fibroblast-3	Nfib
Gpc32	3.00E-74	1.55716	0.791	0.142	5.26E-70	Fibroblast-3	Gpc3
Pcolce22	1.43E-73	1.059336	0.863	0.22	2.52E-69	Fibroblast-3	Pcolce2
Pam3	3.05E-73	1.444753	0.819	0.256	5.35E-69	Fibroblast-3	Pam
Plpp33	2.35E-72	1.109406	0.828	0.25	4.13E-68	Fibroblast-3	Plpp3
Lhfp2	2.26E-71	1.097211	0.697	0.174	3.98E-67	Fibroblast-3	Lhfp
Serpinh13	2.65E-71	1.337804	0.803	0.22	4.65E-67	Fibroblast-3	Serpinh1
Pi16	1.22E-70	1.962177	0.564	0.036	2.13E-66	Fibroblast-3	Pi16
Bgn3	4.09E-70	1.12513	0.875	0.274	7.18E-66	Fibroblast-3	Bgn
Mgp3	4.22E-70	0.989674	0.982	0.378	7.41E-66	Fibroblast-3	Mgp
Fstl12	1.14E-69	1.262165	0.731	0.163	2.00E-65	Fibroblast-3	Fstl1
Cd341	4.60E-69	1.342403	0.661	0.111	8.07E-65	Fibroblast-3	Cd34
Igfbp62	2.09E-68	1.377592	0.763	0.161	3.68E-64	Fibroblast-3	Igfbp6
Selm3	2.47E-68	1.112461	0.788	0.227	4.33E-64	Fibroblast-3	Selm
C1s11	7.33E-67	1.202979	0.644	0.111	1.29E-62	Fibroblast-3	C1s1
Gas11	2.55E-66	1.257452	0.711	0.134	4.48E-62	Fibroblast-3	Gas1
S100a65	6.70E-65	0.898657	0.96	0.537	1.18E-60	Fibroblast-3	S100a6
Meg3	7.87E-65	1.456562	0.554	0.065	1.38E-60	Fibroblast-3	Meg3
Rbp12	1.04E-64	1.159919	0.753	0.168	1.83E-60	Fibroblast-3	Rbp1
Rarres23	3.48E-63	0.958444	0.816	0.241	6.11E-59	Fibroblast-3	Rarres2
Ogn3	6.01E-63	0.940305	0.848	0.237	1.06E-58	Fibroblast-3	Ogn
Htra31	2.34E-62	1.308128	0.582	0.072	4.12E-58	Fibroblast-3	Htra3

Mfap51	3.54E-62	1.362267	0.704	0.144	6.21E-58	Fibroblast-3	Mfap5
Abca8a2	6.13E-62	1.223231	0.63	0.106	1.08E-57	Fibroblast-3	Abca8a
Cped11	1.94E-61	1.12614	0.635	0.129	3.41E-57	Fibroblast-3	Cped1
Rnase42	1.24E-60	1.120772	0.759	0.234	2.17E-56	Fibroblast-3	Rnase4
Gm97801	1.74E-59	1.323873	0.651	0.105	3.06E-55	Fibroblast-3	Gm9780
Bicc11	2.05E-59	1.169737	0.595	0.099	3.59E-55	Fibroblast-3	Bicc1
Dpep12	4.18E-59	1.205817	0.614	0.119	7.34E-55	Fibroblast-3	Dpep1
Apoe3	7.13E-59	1.029035	0.878	0.411	1.25E-54	Fibroblast-3	Apoe
Nenf3	1.24E-58	0.943771	0.799	0.339	2.17E-54	Fibroblast-3	Nenf
Id33	3.55E-58	1.038587	0.771	0.318	6.24E-54	Fibroblast-3	Id3
Ltbp43	1.82E-57	0.930483	0.773	0.23	3.20E-53	Fibroblast-3	Ltbp4
Mt11	6.47E-57	1.205379	0.717	0.249	1.14E-52	Fibroblast-3	Mt1
Jun-03	1.43E-56	0.983745	0.858	0.436	2.50E-52	Fibroblast-3	Jun
Nfia2	1.75E-56	1.096018	0.709	0.225	3.08E-52	Fibroblast-3	Nfia
Gas63	2.11E-55	1.236869	0.721	0.213	3.70E-51	Fibroblast-3	Gas6
Inmt2	4.67E-55	0.619841	0.836	0.223	8.20E-51	Fibroblast-3	Inmt
Abi3bp1	1.98E-54	1.067437	0.622	0.14	3.47E-50	Fibroblast-3	Abi3bp
Prrx1	2.82E-54	1.19867	0.538	0.061	4.94E-50	Fibroblast-3	Prrx1
Cyr613	7.62E-54	0.980098	0.758	0.227	1.34E-49	Fibroblast-3	Cyr61
Il11ra12	1.00E-52	1.102658	0.682	0.197	1.76E-48	Fibroblast-3	Il11ra1
Pbx13	1.57E-52	1.009941	0.744	0.28	2.76E-48	Fibroblast-3	Pbx1
Fmo23	1.81E-51	0.942425	0.778	0.251	3.17E-47	Fibroblast-3	Fmo2
Fxyd13	2.09E-50	0.788107	0.758	0.227	3.67E-46	Fibroblast-3	Fxyd1
Slc43a32	1.88E-49	1.040002	0.661	0.183	3.30E-45	Fibroblast-3	Slc43a3
Sparcl13	1.42E-48	0.940509	0.766	0.246	2.50E-44	Fibroblast-3	Sparcl1
Rbp41	3.94E-47	1.210592	0.54	0.094	6.91E-43	Fibroblast-3	Rbp4
Figf1	6.08E-47	1.214568	0.515	0.089	1.07E-42	Fibroblast-3	Figf
Pmp223	6.35E-47	0.79203	0.709	0.229	1.12E-42	Fibroblast-3	Pmp22
Fgfr11	2.71E-46	0.901138	0.513	0.112	4.76E-42	Fibroblast-3	Fgfr1
Sepw15	3.20E-46	0.733253	0.868	0.656	5.62E-42	Fibroblast-3	Sepw1
Tshz21	4.59E-46	0.970361	0.545	0.12	8.05E-42	Fibroblast-3	Tshz2
Lgals15	1.24E-45	0.620628	0.858	0.524	2.17E-41	Fibroblast-3	Lgals1
Loxl12	5.33E-45	0.906317	0.615	0.157	9.35E-41	Fibroblast-3	Loxl1
Zbtb203	6.07E-45	0.780847	0.821	0.431	1.07E-40	Fibroblast-3	Zbtb20
Nedd43	7.25E-44	0.902447	0.717	0.259	1.27E-39	Fibroblast-3	Nedd4
Rbms31	9.55E-44	0.935956	0.554	0.127	1.68E-39	Fibroblast-3	Rbms3
Cd633	1.45E-43	0.851638	0.731	0.3	2.54E-39	Fibroblast-3	Cd63
Tuba1a2	2.47E-43	0.800597	0.697	0.326	4.34E-39	Fibroblast-3	Tuba1a
Pdgfra2	2.90E-43	0.656094	0.649	0.158	5.10E-39	Fibroblast-3	Pdgfra
Wbp51	3.79E-43	0.89878	0.639	0.236	6.65E-39	Fibroblast-3	Wbp5
Cd813	3.84E-43	0.610807	0.824	0.417	6.75E-39	Fibroblast-3	Cd81
Pid12	4.25E-43	0.914268	0.666	0.243	7.46E-39	Fibroblast-3	Pid1
Camk2n11	4.91E-43	0.92416	0.542	0.142	8.62E-39	Fibroblast-3	Camk2n1
Gstm13	5.02E-43	0.887372	0.749	0.345	8.81E-39	Fibroblast-3	Gstm1
Adamts21	5.69E-43	1.030054	0.51	0.089	9.99E-39	Fibroblast-3	Adamts2
Prkcdbp2	1.56E-42	0.861316	0.595	0.16	2.74E-38	Fibroblast-3	Prkcdbp
Pmepa11	3.14E-42	0.93332	0.585	0.175	5.51E-38	Fibroblast-3	Pmepa1

Junb7	4.78E-42	0.686362	0.925	0.751	8.38E-38	Fibroblast-3	Junb
Fth16	7.90E-42	0.450187	0.992	0.961	1.39E-37	Fibroblast-3	Fth1
Errfi11	4.93E-41	1.115283	0.52	0.132	8.66E-37	Fibroblast-3	Errfi1
Npdc11	2.25E-40	0.811705	0.513	0.141	3.96E-36	Fibroblast-3	Npdc1
Nr2f22	1.05E-39	0.901816	0.567	0.162	1.85E-35	Fibroblast-3	Nr2f2
Dusp15	2.29E-39	1.018228	0.783	0.48	4.03E-35	Fibroblast-3	Dusp1
Plxdc22	1.82E-38	0.674632	0.587	0.188	3.20E-34	Fibroblast-3	Plxdc2
Cst36	2.57E-38	0.63394	0.967	0.697	4.51E-34	Fibroblast-3	Cst3
Eln3	6.64E-38	0.769508	0.652	0.215	1.16E-33	Fibroblast-3	Eln
Fbn11	1.53E-37	0.94136	0.515	0.111	2.68E-33	Fibroblast-3	Fbn1
Nfix1	5.14E-37	0.784325	0.577	0.215	9.03E-33	Fibroblast-3	Nfix
Ctsl3	3.18E-36	0.946328	0.639	0.258	5.58E-32	Fibroblast-3	Ctsl
Sdc22	8.13E-36	0.796199	0.512	0.136	1.43E-31	Fibroblast-3	Sdc2
Laptm4a6	8.69E-36	0.751523	0.804	0.483	1.52E-31	Fibroblast-3	Laptm4a
Cd3023	1.66E-35	0.781894	0.617	0.281	2.92E-31	Fibroblast-3	Cd302
Rcn31	5.67E-35	0.853337	0.523	0.138	9.96E-31	Fibroblast-3	Rcn3
Fos5	1.39E-34	0.599247	0.856	0.548	2.45E-30	Fibroblast-3	Fos
Ftl15	4.36E-34	0.295976	0.997	0.936	7.65E-30	Fibroblast-3	Ftl1
Pcolce3	8.88E-34	0.923525	0.533	0.135	1.56E-29	Fibroblast-3	Pcolce
Sptbn12	9.84E-34	0.705996	0.826	0.43	1.73E-29	Fibroblast-3	Sptbn1
Ier27	3.09E-33	0.720236	0.816	0.546	5.43E-29	Fibroblast-3	Ier2
Fhl12	6.65E-33	0.487604	0.672	0.237	1.17E-28	Fibroblast-3	Fhl1
Col6a12	8.07E-33	0.709511	0.538	0.16	1.42E-28	Fibroblast-3	Col6a1
Snhg182	1.53E-32	0.84223	0.552	0.156	2.68E-28	Fibroblast-3	Snhg18
Mmp22	2.70E-32	0.821691	0.517	0.123	4.74E-28	Fibroblast-3	Mmp2
Ifitm37	1.08E-31	0.438672	0.9	0.455	1.90E-27	Fibroblast-3	Ifitm3
Klf93	1.10E-31	0.730042	0.637	0.273	1.92E-27	Fibroblast-3	Klf9
Rcn11	1.45E-31	0.82834	0.527	0.145	2.54E-27	Fibroblast-3	Rcn1
Pdlim21	8.71E-31	0.903065	0.548	0.189	1.53E-26	Fibroblast-3	Pdlim2
Heg12	3.45E-29	0.741048	0.579	0.213	6.07E-25	Fibroblast-3	Heg1
Ifitm22	6.98E-29	0.580998	0.774	0.395	1.23E-24	Fibroblast-3	Ifitm2
Ddah2	1.01E-28	0.847655	0.505	0.125	1.77E-24	Fibroblast-3	Ddah2
Cryab2	2.00E-28	0.662684	0.508	0.16	3.51E-24	Fibroblast-3	Cryab
Sod33	2.35E-28	0.581851	0.654	0.22	4.12E-24	Fibroblast-3	Sod3
Tmed3	6.00E-28	0.731259	0.535	0.248	1.05E-23	Fibroblast-3	Tmed3
Ptrf1	9.39E-28	0.631835	0.52	0.181	1.65E-23	Fibroblast-3	Ptrf
Ahnak4	1.22E-27	0.684585	0.871	0.585	2.14E-23	Fibroblast-3	Ahnak
Serpinb6a1	4.71E-27	0.673449	0.52	0.223	8.28E-23	Fibroblast-3	Serpinb6a
Jund1	7.97E-27	0.648723	0.793	0.612	1.40E-22	Fibroblast-3	Jund
Nr4a12	2.52E-26	0.813091	0.589	0.279	4.42E-22	Fibroblast-3	Nr4a1
Rpl22l13	1.39E-25	0.544738	0.913	0.791	2.43E-21	Fibroblast-3	Rpl22l1
Cald13	1.75E-25	0.565698	0.587	0.229	3.07E-21	Fibroblast-3	Cald1
Lamp23	8.93E-25	0.602654	0.651	0.347	1.57E-20	Fibroblast-3	Lamp2
Zfp36l14	1.55E-24	0.620618	0.746	0.461	2.72E-20	Fibroblast-3	Zfp36l1
Itm2b4	2.33E-24	0.517324	0.94	0.803	4.09E-20	Fibroblast-3	Itm2b
Lrp13	2.81E-23	0.559535	0.666	0.342	4.93E-19	Fibroblast-3	Lrp1
Il6st1	2.70E-22	0.702243	0.502	0.191	4.74E-18	Fibroblast-3	Il6st

Dynll14	3.26E-22	0.526331	0.833	0.638	5.73E-18	Fibroblast-3	Dynll1
Nupr13	4.62E-22	0.494055	0.599	0.253	8.12E-18	Fibroblast-3	Nupr1
Mfap42	1.90E-21	0.39821	0.543	0.188	3.34E-17	Fibroblast-3	Mfap4
Map1lc3a2	8.27E-21	0.51203	0.56	0.287	1.45E-16	Fibroblast-3	Map1lc3a
Nrp12	8.62E-20	0.564375	0.6	0.297	1.51E-15	Fibroblast-3	Nrp1
Arf41	9.59E-20	0.517177	0.589	0.363	1.68E-15	Fibroblast-3	Arf4
Klf4	4.42E-18	0.58499	0.555	0.274	7.76E-14	Fibroblast-3	Klf4
Selk6	5.11E-18	0.460593	0.746	0.578	8.97E-14	Fibroblast-3	Selk
Sh3bgrl5	1.01E-17	0.535441	0.717	0.453	1.77E-13	Fibroblast-3	Sh3bgrl
Bsg3	1.41E-17	0.464861	0.649	0.431	2.48E-13	Fibroblast-3	Bsg
Ppp1r22	9.85E-17	0.462476	0.607	0.373	1.73E-12	Fibroblast-3	Ppp1r2
Slc25a41	4.19E-16	0.541699	0.589	0.364	7.36E-12	Fibroblast-3	Slc25a4
Sec61g2	4.37E-16	0.401681	0.844	0.699	7.67E-12	Fibroblast-3	Sec61g
Ablim1	8.78E-16	0.461302	0.512	0.261	1.54E-11	Fibroblast-3	Ablim1
Rrbp15	2.70E-15	0.347611	0.706	0.514	4.74E-11	Fibroblast-3	Rrbp1
Cyb5a	3.88E-15	0.548546	0.617	0.403	6.82E-11	Fibroblast-3	Cyb5a
Sep157	5.34E-15	0.383565	0.732	0.552	9.37E-11	Fibroblast-3	Sep-15
Anxa53	3.52E-14	0.427044	0.61	0.387	6.17E-10	Fibroblast-3	Anxa5
App2	9.74E-14	0.362406	0.637	0.379	1.71E-09	Fibroblast-3	App
Hmgn13	1.23E-13	0.388621	0.664	0.445	2.17E-09	Fibroblast-3	Hmgn1
Gabarap4	4.61E-13	0.33846	0.789	0.655	8.10E-09	Fibroblast-3	Gabarap
Hsp90b13	5.64E-13	0.34391	0.677	0.507	9.90E-09	Fibroblast-3	Hsp90b1
Tceb23	1.05E-12	0.310682	0.771	0.636	1.85E-08	Fibroblast-3	Tceb2
Swi52	7.69E-12	0.426977	0.547	0.359	1.35E-07	Fibroblast-3	Swi5
Vim6	1.02E-11	0.327661	0.9	0.698	1.78E-07	Fibroblast-3	Vim
Celf23	3.31E-11	0.441017	0.684	0.494	5.82E-07	Fibroblast-3	Celf2
Hspa52	3.58E-11	0.454736	0.575	0.398	6.29E-07	Fibroblast-3	Hspa5
Tmem2561	3.66E-11	0.370939	0.572	0.386	6.43E-07	Fibroblast-3	Tmem256
Aes	1.28E-10	0.33227	0.51	0.379	2.25E-06	Fibroblast-3	Aes
Lbh2	1.99E-10	0.425009	0.589	0.357	3.49E-06	Fibroblast-3	Lbh
Tcf42	2.56E-10	0.323678	0.592	0.365	4.50E-06	Fibroblast-3	Tcf4
S100a104	7.35E-10	0.26472	0.744	0.623	1.29E-05	Fibroblast-3	S100a10
Zeb23	3.12E-09	0.296603	0.632	0.429	5.48E-05	Fibroblast-3	Zeb2
Npc23	5.52E-09	0.267796	0.707	0.553	9.70E-05	Fibroblast-3	Npc2
Dynlrb12	6.08E-09	0.380541	0.579	0.391	0.000107	Fibroblast-3	Dynlrb1
Btg26	8.66E-09	0.290312	0.773	0.684	0.000152	Fibroblast-3	Btg2
mt-Nd11	3.33E-08	0.261027	0.977	0.969	0.000585	Fibroblast-3	mt-Nd1
Tmed23	5.71E-08	0.357773	0.681	0.553	0.001003	Fibroblast-3	Tmed2
St131	6.21E-08	0.257043	0.537	0.413	0.001091	Fibroblast-3	St13
Csrp13	6.64E-08	0.261521	0.552	0.321	0.001165	Fibroblast-3	Csrp1
Ppib1	9.66E-08	0.306038	0.567	0.458	0.001696	Fibroblast-3	Ppib
Zfp362	1.39E-07	0.333977	0.585	0.453	0.002441	Fibroblast-3	Zfp36
Smim143	2.35E-07	0.291259	0.625	0.48	0.004129	Fibroblast-3	Smim14
Dpm31	3.27E-07	0.272581	0.525	0.382	0.005748	Fibroblast-3	Dpm3
Hsbp11	6.44E-07	0.303206	0.515	0.373	0.011298	Fibroblast-3	Hsbp1
Tubb52	6.69E-07	0.283905	0.625	0.507	0.011753	Fibroblast-3	Tubb5
Gnb15	9.97E-07	0.330348	0.609	0.483	0.017505	Fibroblast-3	Gnb1

Pdia3	1.20E-06	0.41619	0.545	0.408	0.021087	Fibroblast-3	Pdia3
Rtn42	1.51E-06	0.278827	0.567	0.412	0.026528	Fibroblast-3	Rtn4
Tmed101	2.99E-06	0.268892	0.522	0.414	0.052527	Fibroblast-3	Tmed10
Ssr4	3.53E-06	0.25807	0.53	0.435	0.061965	Fibroblast-3	Ssr4
Mrfap15	4.81E-06	0.276525	0.642	0.512	0.084451	Fibroblast-3	Mrfap1
Calr1	7.44E-06	0.337129	0.565	0.426	0.130647	Fibroblast-3	Calr
Ubc6	1.30E-05	0.281795	0.656	0.573	0.228353	Fibroblast-3	Ubc
Cbx3	2.74E-05	0.369014	0.522	0.388	0.48075	Fibroblast-3	Cbx3
Krtcap21	0.00035	0.284521	0.595	0.485	1	Fibroblast-3	Krtcap2
Minos12	0.002649	0.323198	0.575	0.468	1	Fibroblast-3	Minos1
Lyz21	1.96E-140	2.116571	1	0.44	3.44E-136	Classical m	Lyz2
S100a4	6.20E-136	1.976543	0.962	0.175	1.09E-131	Classical m	S100a4
Lst1	1.64E-135	1.766418	0.903	0.097	2.87E-131	Classical m	Lst1
Ms4a6c	9.20E-134	1.888592	0.877	0.073	1.61E-129	Classical m	Ms4a6c
F13a1	1.42E-126	1.933151	0.793	0.014	2.50E-122	Classical m	F13a1
Tyrobp1	3.39E-125	1.630313	0.987	0.322	5.95E-121	Classical m	Tyrobp
Lgals31	1.08E-124	1.694273	0.964	0.273	1.90E-120	Classical m	Lgals3
Plac82	1.32E-121	2.039759	0.924	0.223	2.32E-117	Classical m	Plac8
Ccl9	3.42E-121	1.670621	0.81	0.066	6.00E-117	Classical m	Ccl9
Alox5ap1	1.38E-120	1.673539	0.93	0.202	2.42E-116	Classical m	Alox5ap
Ifitm6	1.26E-119	1.79094	0.774	0.026	2.22E-115	Classical m	Ifitm6
Ccr2	8.21E-117	1.837715	0.856	0.098	1.44E-112	Classical m	Ccr2
Ifitm38	1.13E-110	1.511123	0.973	0.457	1.98E-106	Classical m	Ifitm3
Fcer1g1	8.43E-107	1.404289	0.97	0.266	1.48E-102	Classical m	Fcer1g
Prdx51	1.37E-96	1.287697	0.92	0.431	2.40E-92	Classical m	Prdx5
Crip13	1.65E-96	1.08008	0.996	0.751	2.90E-92	Classical m	Crip1
Coro1a4	2.19E-96	1.09617	0.973	0.444	3.84E-92	Classical m	Coro1a
Arpc1b5	5.62E-96	1.066795	0.953	0.656	9.87E-92	Classical m	Arpc1b
Hp	1.19E-91	1.336332	0.679	0.028	2.09E-87	Classical m	Hp
Msrb11	4.04E-91	1.256604	0.909	0.293	7.10E-87	Classical m	Msrb1
Tgfbi1	5.75E-88	1.305611	0.85	0.208	1.01E-83	Classical m	Tgfbi
Gpx15	7.28E-85	1.095527	0.949	0.532	1.28E-80	Classical m	Gpx1
Gsr1	4.61E-84	1.395863	0.78	0.173	8.09E-80	Classical m	Gsr
Fos6	5.93E-84	1.098344	0.985	0.546	1.04E-79	Classical m	Fos
Psap5	3.21E-83	0.851878	0.987	0.567	5.64E-79	Classical m	Psap
Spi11	3.24E-83	1.098255	0.844	0.239	5.68E-79	Classical m	Spi1
Fn12	1.20E-82	1.337133	0.863	0.231	2.11E-78	Classical m	Fn1
Ncf21	2.05E-82	1.084181	0.767	0.182	3.60E-78	Classical m	Ncf2
Igsf6	3.75E-82	1.208599	0.632	0.039	6.57E-78	Classical m	Igsf6
Cybb1	6.50E-81	0.982022	0.918	0.242	1.14E-76	Classical m	Cybb
Actg17	5.46E-80	0.888724	0.987	0.833	9.59E-76	Classical m	Actg1
Wfdc17	7.56E-79	1.260299	0.681	0.083	1.33E-74	Classical m	Wfdc17
Npc24	3.47E-77	0.968588	0.928	0.545	6.09E-73	Classical m	Npc2
Cx3cr1	1.10E-76	1.094214	0.6	0.046	1.94E-72	Classical m	Cx3cr1
Sirpb1c	1.08E-75	1.154333	0.643	0.082	1.90E-71	Classical m	Sirpb1c
Plbd1	7.67E-75	1.122788	0.617	0.052	1.35E-70	Classical m	Plbd1
Fam49b2	1.81E-74	1.003165	0.863	0.338	3.18E-70	Classical m	Fam49b

Smpdl3a	3.93E-74	1.169982	0.778	0.223	6.90E-70	Classical m	Smpdl3a
Pld4	8.64E-74	1.099977	0.753	0.146	1.52E-69	Classical m	Pld4
H2afz8	3.83E-73	1.026776	0.941	0.584	6.73E-69	Classical m	H2afz
Arpc25	8.95E-73	0.785266	0.951	0.647	1.57E-68	Classical m	Arpc2
Fyb1	5.79E-72	1.038014	0.78	0.175	1.02E-67	Classical m	Fyb
Emilin2	2.94E-71	1.052743	0.603	0.052	5.17E-67	Classical m	Emilin2
Ly86	9.46E-71	0.935964	0.689	0.134	1.66E-66	Classical m	Ly86
Cebpb6	6.08E-70	1.0071	0.956	0.495	1.07E-65	Classical m	Cebpb
Tpd521	7.29E-70	1.010238	0.767	0.208	1.28E-65	Classical m	Tpd52
Csf1r	4.37E-69	0.981837	0.619	0.099	7.68E-65	Classical m	Csf1r
Mrpl331	3.57E-67	0.987819	0.863	0.443	6.27E-63	Classical m	Mrpl33
S100a66	5.48E-67	0.875298	0.968	0.542	9.62E-63	Classical m	S100a6
Rassf41	5.79E-67	0.992544	0.732	0.164	1.02E-62	Classical m	Rassf4
Ly6c2	1.18E-66	1.299642	0.6	0.067	2.07E-62	Classical m	Ly6c2
Irf5	1.24E-66	1.060029	0.668	0.118	2.17E-62	Classical m	Irf5
Cd300a	4.92E-66	0.941197	0.529	0.056	8.63E-62	Classical m	Cd300a
Rpl10-ps35	4.92E-66	0.75484	0.966	0.854	8.64E-62	Classical m	Rpl10-ps3
Rps96	1.12E-64	0.549937	0.996	0.941	1.96E-60	Classical m	Rps9
Rps27a6	1.48E-64	0.490748	0.998	0.965	2.60E-60	Classical m	Rps27a
Fau7	7.41E-64	0.478178	1	0.968	1.30E-59	Classical m	Fau
H3f3a7	1.33E-62	0.595073	0.97	0.857	2.34E-58	Classical m	H3f3a
Gm98438	1.47E-62	0.567803	0.998	0.901	2.59E-58	Classical m	Gm9843
Clec4a3	3.82E-62	0.923459	0.596	0.096	6.70E-58	Classical m	Clec4a3
Vim7	3.98E-62	0.946398	0.96	0.697	6.99E-58	Classical m	Vim
Fxyd52	2.11E-61	0.865208	0.899	0.403	3.71E-57	Classical m	Fxyd5
Adgre5	2.14E-61	0.915485	0.784	0.23	3.76E-57	Classical m	Adgre5
Emb	4.15E-60	1.025927	0.689	0.145	7.29E-56	Classical m	Emb
Tmcc1	3.00E-59	0.971791	0.712	0.183	5.27E-55	Classical m	Tmcc1
Gm87307	6.27E-59	0.68589	0.97	0.779	1.10E-54	Classical m	Gm8730
Ctss1	1.79E-58	0.554206	0.903	0.347	3.14E-54	Classical m	Ctss
Rplp05	4.39E-58	0.53947	0.996	0.926	7.70E-54	Classical m	Rplp0
Cyba6	2.89E-56	0.689203	0.937	0.603	5.07E-52	Classical m	Cyba
Pirb	3.17E-56	1.018981	0.626	0.117	5.56E-52	Classical m	Pirb
Rpl101	1.72E-55	0.516229	0.989	0.967	3.02E-51	Classical m	Rpl10
Lamp14	1.19E-54	0.775726	0.903	0.552	2.10E-50	Classical m	Lamp1
Evi2a	2.17E-54	0.864199	0.569	0.093	3.81E-50	Classical m	Evi2a
Samhd11	3.42E-54	0.90988	0.846	0.335	6.01E-50	Classical m	Samhd1
Taldo11	3.51E-54	0.864394	0.784	0.3	6.15E-50	Classical m	Taldo1
Ccl61	1.32E-53	0.309843	0.827	0.235	2.32E-49	Classical m	Ccl6
Mpeg11	2.79E-53	0.657679	0.772	0.2	4.90E-49	Classical m	Mpeg1
Lilrb4a1	6.72E-53	0.885257	0.617	0.122	1.18E-48	Classical m	Lilrb4a
Fam111a	1.11E-52	0.840589	0.643	0.177	1.95E-48	Classical m	Fam111a
Clec4a2	4.96E-52	0.876779	0.522	0.077	8.70E-48	Classical m	Clec4a2
Fcgr31	8.17E-52	0.818604	0.598	0.126	1.43E-47	Classical m	Fcgr3
Sirpb1b	1.41E-51	0.88632	0.501	0.054	2.48E-47	Classical m	Sirpb1b
Il6ra	6.32E-51	0.843022	0.605	0.158	1.11E-46	Classical m	Il6ra
Hacd4	9.10E-51	0.825739	0.503	0.078	1.60E-46	Classical m	Hacd4

AB124611	9.85E-51	0.768844	0.619	0.139	1.73E-46	Classical m	AB124611
Tgfb12	3.94E-50	0.820241	0.782	0.334	6.91E-46	Classical m	Tgfb1
Ctsh1	4.42E-50	0.710646	0.719	0.245	7.75E-46	Classical m	Ctsh
Rpl282	8.08E-50	0.430598	0.987	0.932	1.42E-45	Classical m	Rpl28
Prkcd1	8.93E-50	0.83167	0.708	0.229	1.57E-45	Classical m	Prkcd
Tmsb103	3.88E-49	0.551198	1	0.947	6.81E-45	Classical m	Tmsb10
Nadk	4.67E-49	0.801736	0.672	0.22	8.20E-45	Classical m	Nadk
Erp291	1.99E-48	0.770105	0.799	0.358	3.50E-44	Classical m	Erp29
Camkk2	2.48E-48	0.88847	0.613	0.162	4.35E-44	Classical m	Camkk2
Gpi1	2.94E-48	0.740326	0.751	0.319	5.17E-44	Classical m	Gpi1
Atp2b1	6.21E-48	0.831166	0.818	0.368	1.09E-43	Classical m	Atp2b1
Sat15	6.42E-48	0.779616	0.911	0.513	1.13E-43	Classical m	Sat1
Ptpn182	2.01E-47	0.693499	0.879	0.408	3.53E-43	Classical m	Ptpn18
Itga4	3.53E-47	0.709243	0.664	0.194	6.20E-43	Classical m	Itga4
Napsa1	1.32E-46	0.644593	0.632	0.152	2.32E-42	Classical m	Napsa
Ifi27l2a1	2.24E-46	1.197915	0.725	0.3	3.94E-42	Classical m	Ifi27l2a
Ap1s2	6.06E-46	0.7654	0.605	0.162	1.06E-41	Classical m	Ap1s2
Psma7	1.48E-45	0.805132	0.818	0.424	2.60E-41	Classical m	Psma7
Ahnak5	2.62E-45	0.764557	0.943	0.586	4.61E-41	Classical m	Ahnak
Slc25a52	4.77E-45	0.75856	0.818	0.425	8.37E-41	Classical m	Slc25a5
Lyn2	5.68E-45	0.729449	0.74	0.262	9.98E-41	Classical m	Lyn
Lsp12	7.56E-45	0.694622	0.863	0.449	1.33E-40	Classical m	Lsp1
Eif3f5	2.31E-44	0.603543	0.89	0.656	4.06E-40	Classical m	Eif3f
Gmfg1	2.89E-44	0.714532	0.81	0.33	5.08E-40	Classical m	Gmfg
Tm6sf11	4.44E-44	0.714468	0.641	0.186	7.79E-40	Classical m	Tm6sf1
Ncf4	4.63E-44	0.655816	0.545	0.138	8.13E-40	Classical m	Ncf4
Hspa85	9.65E-44	0.662072	0.945	0.718	1.70E-39	Classical m	Hspa8
Rnf1301	1.16E-43	0.685313	0.664	0.236	2.03E-39	Classical m	Rnf130
Pabpc15	5.45E-43	0.593852	0.937	0.695	9.57E-39	Classical m	Pabpc1
Kdm7a	1.12E-42	0.665379	0.575	0.171	1.96E-38	Classical m	Kdm7a
Rpl36al5	3.07E-42	0.543746	0.934	0.752	5.40E-38	Classical m	Rpl36al
Eef1a15	3.20E-42	0.363607	0.998	0.974	5.61E-38	Classical m	Eef1a1
Pkm1	3.63E-42	0.723395	0.738	0.337	6.37E-38	Classical m	Pkm
Gapdh6	4.02E-42	0.671322	0.863	0.521	7.06E-38	Classical m	Gapdh
Tnfaip8l2	4.38E-42	0.706433	0.571	0.139	7.70E-38	Classical m	Tnfaip8l2
Rgs10	1.18E-41	0.71077	0.653	0.21	2.08E-37	Classical m	Rgs10
Glud11	1.28E-41	0.737736	0.721	0.291	2.24E-37	Classical m	Glud1
Klf13	2.97E-41	0.633783	0.854	0.5	5.22E-37	Classical m	Klf13
Rps118	3.07E-41	0.414624	1	0.949	5.39E-37	Classical m	Rps11
Cd523	9.65E-41	0.474454	0.937	0.444	1.69E-36	Classical m	Cd52
Arhgdib4	4.36E-40	0.594996	0.854	0.447	7.66E-36	Classical m	Arhgdib
H2afj	4.53E-40	0.696122	0.837	0.437	7.96E-36	Classical m	H2afj
Ptpre1	6.73E-40	0.743483	0.596	0.154	1.18E-35	Classical m	Ptpre
Pou2f22	8.62E-40	0.519689	0.626	0.19	1.51E-35	Classical m	Pou2f2
Metrnl	1.53E-39	0.753549	0.514	0.12	2.68E-35	Classical m	Metrnl
Slfn21	7.64E-39	0.679616	0.738	0.278	1.34E-34	Classical m	Slfn2
Rnf1491	9.22E-39	0.609874	0.556	0.176	1.62E-34	Classical m	Rnf149

Il17ra1	1.69E-38	0.714495	0.596	0.18	2.96E-34	Classical m	Il17ra
Shfm14	1.81E-38	0.605579	0.924	0.698	3.18E-34	Classical m	Shfm1
Unc93b11	2.03E-38	0.581732	0.636	0.239	3.57E-34	Classical m	Unc93b1
Vsir	2.10E-38	0.70139	0.607	0.182	3.69E-34	Classical m	Vsir
Cotl11	5.95E-38	0.685548	0.789	0.359	1.04E-33	Classical m	Cotl1
Myo1f	7.03E-38	0.705563	0.541	0.131	1.23E-33	Classical m	Myo1f
Rpl326	7.49E-38	0.34958	0.994	0.961	1.32E-33	Classical m	Rpl32
Glipr1	3.56E-37	0.701014	0.507	0.111	6.26E-33	Classical m	Glipr1
Eno1	6.93E-37	0.654907	0.647	0.237	1.22E-32	Classical m	Eno1
Tmsb4x6	7.01E-37	0.370334	1	0.992	1.23E-32	Classical m	Tmsb4x
Cmtm7	7.74E-37	0.615384	0.626	0.226	1.36E-32	Classical m	Cmtm7
Rps285	7.97E-37	0.306394	0.998	0.977	1.40E-32	Classical m	Rps28
Csf2ra	1.46E-36	0.726598	0.503	0.125	2.56E-32	Classical m	Csf2ra
Mcl12	1.46E-36	0.638245	0.85	0.46	2.57E-32	Classical m	Mcl1
Actr36	1.65E-36	0.588308	0.854	0.497	2.89E-32	Classical m	Actr3
Arhgap302	2.56E-36	0.581162	0.708	0.286	4.50E-32	Classical m	Arhgap30
Gm2a	3.00E-36	0.728324	0.822	0.404	5.27E-32	Classical m	Gm2a
Gnb22	4.70E-36	0.610148	0.871	0.543	8.25E-32	Classical m	Gnb2
Cd681	7.18E-36	0.660897	0.531	0.127	1.26E-31	Classical m	Cd68
Fgr1	1.92E-35	0.738919	0.503	0.108	3.36E-31	Classical m	Fgr
Rpl7a-ps52	3.49E-35	0.587654	0.829	0.444	6.13E-31	Classical m	Rpl7a-ps5
Sec61b1	4.49E-35	0.591497	0.871	0.6	7.88E-31	Classical m	Sec61b
Nr4a13	1.05E-34	0.569821	0.685	0.278	1.84E-30	Classical m	Nr4a1
Tkt1	1.88E-34	0.640778	0.634	0.267	3.31E-30	Classical m	Tkt
Mgst13	2.27E-34	0.643965	0.712	0.32	3.99E-30	Classical m	Mgst1
Gm101166	4.81E-34	0.532051	0.833	0.5	8.45E-30	Classical m	Gm10116
Lamtor4	6.93E-34	0.698613	0.643	0.253	1.22E-29	Classical m	Lamtor4
Ostf11	7.98E-34	0.534316	0.782	0.414	1.40E-29	Classical m	Ostf1
Hexa1	9.17E-34	0.604013	0.655	0.252	1.61E-29	Classical m	Hexa
Rhog1	1.47E-33	0.587105	0.594	0.211	2.58E-29	Classical m	Rhog
Rpl35a3	2.04E-33	0.27638	1	0.978	3.59E-29	Classical m	Rpl35a
Sub18	2.13E-33	0.56085	0.858	0.599	3.73E-29	Classical m	Sub1
Ifngr2	3.05E-33	0.582698	0.59	0.203	5.35E-29	Classical m	Ifngr2
Wdr897	6.44E-33	0.340395	0.989	0.887	1.13E-28	Classical m	Wdr89
Atox12	1.06E-32	0.627774	0.805	0.461	1.85E-28	Classical m	Atox1
Ucp22	1.26E-32	0.452372	0.896	0.443	2.21E-28	Classical m	Ucp2
Emp3	2.10E-32	0.584162	0.791	0.432	3.69E-28	Classical m	Emp3
Ccdc12	2.21E-32	0.638086	0.765	0.367	3.87E-28	Classical m	Ccdc12
Bin2	2.51E-32	0.550198	0.516	0.174	4.40E-28	Classical m	Bin2
Pycard	2.60E-32	0.62168	0.603	0.205	4.57E-28	Classical m	Pycard
Rpl264	7.20E-32	0.312781	1	0.965	1.26E-27	Classical m	Rpl26
Ccdc88a	8.73E-32	0.633252	0.554	0.185	1.53E-27	Classical m	Ccdc88a
Gda1	1.04E-31	0.597228	0.51	0.15	1.83E-27	Classical m	Gda
Rpl7a1	1.07E-31	0.419664	0.966	0.821	1.87E-27	Classical m	Rpl7a
Rpl243	1.93E-31	0.343237	0.983	0.925	3.38E-27	Classical m	Rpl24
Gm118087	2.72E-31	0.32198	0.975	0.794	4.77E-27	Classical m	Gm11808
Fam96a1	2.98E-31	0.582634	0.651	0.283	5.23E-27	Classical m	Fam96a

Arpc35	7.44E-31	0.538698	0.82	0.478	1.31E-26	Classical m	Arpc3
Pid13	7.89E-31	0.479049	0.681	0.248	1.39E-26	Classical m	Pid1
Rps18-ps38	1.31E-30	0.43136	0.949	0.674	2.29E-26	Classical m	Rps18-ps3
Rap1b2	2.65E-30	0.622691	0.825	0.492	4.64E-26	Classical m	Rap1b
Ikbkb	5.67E-30	0.648523	0.655	0.269	9.95E-26	Classical m	Ikbkb
Rpl346	5.72E-30	0.251537	0.996	0.958	1.01E-25	Classical m	Rpl34
Clta5	6.37E-30	0.542717	0.82	0.508	1.12E-25	Classical m	Clta
Tpt13	6.59E-30	0.266071	0.998	0.979	1.16E-25	Classical m	Tpt1
Rpl18a6	1.00E-29	0.257094	1	0.976	1.76E-25	Classical m	Rpl18a
Coro1b	2.30E-29	0.54464	0.543	0.201	4.04E-25	Classical m	Coro1b
Eef27	3.95E-29	0.372358	0.966	0.84	6.94E-25	Classical m	Eef2
Naca2	4.80E-29	0.387767	0.939	0.787	8.42E-25	Classical m	Naca
Ctage5	6.44E-29	0.566174	0.59	0.225	1.13E-24	Classical m	Ctage5
Fam105a1	7.26E-29	0.5695	0.533	0.184	1.27E-24	Classical m	Fam105a
Gm20008	8.69E-29	0.361708	0.958	0.8	1.53E-24	Classical m	Gm2000
Uqcrfs1	1.98E-28	0.527893	0.63	0.287	3.47E-24	Classical m	Uqcrfs1
Sh3bgrl35	2.05E-28	0.366898	0.901	0.615	3.60E-24	Classical m	Sh3bgrl3
Zeb24	3.42E-28	0.612482	0.799	0.424	6.00E-24	Classical m	Zeb2
Cdk2ap22	3.49E-28	0.6228	0.767	0.47	6.14E-24	Classical m	Cdk2ap2
Eif3h3	5.58E-28	0.466484	0.831	0.587	9.79E-24	Classical m	Eif3h
Sirpa1	8.01E-28	0.395087	0.556	0.196	1.41E-23	Classical m	Sirpa
1110008F1	9.25E-28	0.557532	0.63	0.287	1.62E-23	Classical m	1110008F13Rik
Gltp1	3.74E-27	0.548805	0.664	0.303	6.56E-23	Classical m	Gltp
Rps147	4.39E-27	0.251579	0.998	0.974	7.70E-23	Classical m	Rps14
Tln1	5.83E-27	0.565136	0.742	0.385	1.02E-22	Classical m	Tln1
Ptprc3	6.47E-27	0.462986	0.854	0.434	1.14E-22	Classical m	Ptprc
Hmgb2	6.71E-27	0.608187	0.706	0.311	1.18E-22	Classical m	Hmgb2
Btf31	8.69E-27	0.409671	0.882	0.713	1.53E-22	Classical m	Btf3
Tmpo	8.78E-27	0.590757	0.529	0.159	1.54E-22	Classical m	Tmpo
Rara	1.82E-26	0.604839	0.529	0.169	3.20E-22	Classical m	Rara
Arf51	3.95E-26	0.480087	0.852	0.568	6.93E-22	Classical m	Arf5
Atp5c1	7.00E-26	0.547212	0.74	0.416	1.23E-21	Classical m	Atp5c1
H2afy	1.14E-25	0.494753	0.66	0.326	2.00E-21	Classical m	H2afy
Rpl156	1.21E-25	0.317191	0.937	0.829	2.12E-21	Classical m	Rpl15
Rpl10a4	1.39E-25	0.258513	0.973	0.892	2.44E-21	Classical m	Rpl10a
Ppp2r5a	1.86E-25	0.49387	0.564	0.22	3.26E-21	Classical m	Ppp2r5a
Gnb2l16	2.04E-25	0.336148	0.96	0.788	3.59E-21	Classical m	Gnb2l1
Prcp1	2.06E-25	0.410543	0.55	0.229	3.62E-21	Classical m	Prcp
Card19	2.17E-25	0.564438	0.518	0.169	3.81E-21	Classical m	Card19
Arpc57	3.27E-25	0.403896	0.812	0.518	5.74E-21	Classical m	Arpc5
Gm10320	6.47E-25	0.501155	0.545	0.2	1.14E-20	Classical m	Gm10320
Laptm51	6.56E-25	0.356854	0.839	0.395	1.15E-20	Classical m	Laptm5
Rpsa7	8.63E-25	0.306741	0.989	0.901	1.51E-20	Classical m	Rpsa
Ifitm23	1.01E-24	0.514677	0.825	0.397	1.77E-20	Classical m	Ifitm2
Atp5f1	1.64E-24	0.415169	0.708	0.405	2.89E-20	Classical m	Atp5f1
Rap1a	1.64E-24	0.481129	0.746	0.435	2.89E-20	Classical m	Rap1a
Cytip1	1.73E-24	0.479901	0.693	0.313	3.04E-20	Classical m	Cytip

Klf41	2.26E-24	0.476981	0.647	0.274	3.96E-20	Classical m	Klf4
Cox4i13	2.49E-24	0.42008	0.943	0.773	4.38E-20	Classical m	Cox4i1
Ptpn11	6.27E-24	0.49637	0.588	0.257	1.10E-19	Classical m	Ptpn1
Rpl13-ps37	7.09E-24	0.361825	0.913	0.682	1.24E-19	Classical m	Rpl13-ps3
Rpl188	7.39E-24	0.261742	0.97	0.909	1.30E-19	Classical m	Rpl18
Pomp	9.10E-24	0.550406	0.704	0.37	1.60E-19	Classical m	Pomp
Pim11	1.80E-23	0.507196	0.725	0.399	3.16E-19	Classical m	Pim1
Irf81	2.36E-23	0.282595	0.575	0.265	4.14E-19	Classical m	Irf8
Rpl9-ps68	2.99E-23	0.259744	0.956	0.828	5.25E-19	Classical m	Rpl9-ps6
Dbi1	1.28E-22	0.496209	0.668	0.36	2.25E-18	Classical m	Dbi
Ccnd3	3.53E-22	0.473038	0.645	0.309	6.20E-18	Classical m	Ccnd3
Trps1	6.31E-22	0.631964	0.514	0.18	1.11E-17	Classical m	Trps1
Capzb4	6.83E-22	0.459432	0.772	0.48	1.20E-17	Classical m	Capzb
Atp5l2	7.58E-22	0.408462	0.894	0.707	1.33E-17	Classical m	Atp5l
Gm102636	1.11E-21	0.385929	0.911	0.69	1.94E-17	Classical m	Gm10263
Ptpn62	1.64E-21	0.409918	0.516	0.216	2.87E-17	Classical m	Ptpn6
Cox7a2l2	1.67E-21	0.418756	0.899	0.657	2.93E-17	Classical m	Cox7a2l
Rpl6l8	2.84E-21	0.327048	0.941	0.718	4.98E-17	Classical m	Rpl6l
Anxa21	2.93E-21	0.427644	0.746	0.373	5.15E-17	Classical m	Anxa2
Cmpk11	3.96E-21	0.447686	0.645	0.305	6.96E-17	Classical m	Cmpk1
Eif3e5	7.24E-21	0.376892	0.782	0.489	1.27E-16	Classical m	Eif3e
Gm98441	7.71E-21	0.425856	0.706	0.393	1.35E-16	Classical m	Gm9844
Capza21	8.26E-21	0.500088	0.729	0.402	1.45E-16	Classical m	Capza2
Eif3k1	2.17E-20	0.512173	0.776	0.477	3.81E-16	Classical m	Eif3k
Esd	2.64E-20	0.47859	0.615	0.279	4.63E-16	Classical m	Esd
Serp17	2.82E-20	0.268953	0.803	0.499	4.96E-16	Classical m	Serp1
Mrpl30	3.53E-20	0.391308	0.586	0.316	6.20E-16	Classical m	Mrpl30
Zyx2	4.34E-20	0.417013	0.66	0.323	7.62E-16	Classical m	Zyx
Rps12-ps36	4.89E-20	0.275471	0.987	0.886	8.58E-16	Classical m	Rps12-ps3
Gm100368	5.02E-20	0.345482	0.86	0.599	8.81E-16	Classical m	Gm10036
Ppp1ca5	5.79E-20	0.361639	0.774	0.502	1.02E-15	Classical m	Ppp1ca
Gltscr24	9.42E-20	0.376368	0.797	0.527	1.65E-15	Classical m	Gltscr2
Fam174a1	1.11E-19	0.31319	0.562	0.302	1.94E-15	Classical m	Fam174a
Dusp16	1.12E-19	0.374348	0.803	0.483	1.96E-15	Classical m	Dusp1
Aprt1	1.85E-19	0.428858	0.605	0.299	3.25E-15	Classical m	Aprt
Arpc41	3.85E-19	0.464873	0.691	0.365	6.76E-15	Classical m	Arpc4
Brk1	5.45E-19	0.385455	0.702	0.423	9.56E-15	Classical m	Brk1
Slc25a31	7.10E-19	0.31827	0.765	0.531	1.25E-14	Classical m	Slc25a3
Akap136	1.55E-18	0.405884	0.829	0.536	2.72E-14	Classical m	Akap13
Gnai26	4.31E-18	0.402935	0.882	0.634	7.56E-14	Classical m	Gnai2
Gm10250	4.55E-18	0.417711	0.63	0.298	7.99E-14	Classical m	Gm10250
Serf26	5.40E-18	0.306463	0.97	0.857	9.49E-14	Classical m	Serf2
Rpl27-ps38	5.97E-18	0.280601	0.958	0.745	1.05E-13	Classical m	Rpl27-ps3
Zfp363	5.99E-18	0.416812	0.782	0.445	1.05E-13	Classical m	Zfp36
Capg1	6.21E-18	0.346705	0.512	0.251	1.09E-13	Classical m	Capg
Pitpna1	6.48E-18	0.442617	0.662	0.31	1.14E-13	Classical m	Pitpna
Zfp36l23	6.90E-18	0.420824	0.831	0.534	1.21E-13	Classical m	Zfp36l2

Ifngr11	8.07E-18	0.396002	0.712	0.398	1.42E-13	Classical m	Ifngr1
Cct4	9.59E-18	0.364285	0.586	0.308	1.68E-13	Classical m	Cct4
Trf1	1.00E-17	0.438085	0.605	0.261	1.76E-13	Classical m	Trf
Itgb21	1.07E-17	0.35917	0.537	0.222	1.87E-13	Classical m	Itgb2
Selplg	1.55E-17	0.375548	0.658	0.28	2.72E-13	Classical m	Selplg
Tnfrsf1a	1.64E-17	0.44346	0.554	0.239	2.87E-13	Classical m	Tnfrsf1a
Apbb1ip1	1.83E-17	0.371402	0.567	0.278	3.22E-13	Classical m	Apbb1ip
Ctsz1	5.80E-17	0.284665	0.636	0.361	1.02E-12	Classical m	Ctsz
Rpl23a-ps3	7.27E-17	0.25366	0.966	0.905	1.28E-12	Classical m	Rpl23a-ps3
Add3	9.71E-17	0.337236	0.524	0.249	1.71E-12	Classical m	Add3
Bri33	1.22E-16	0.322767	0.77	0.469	2.14E-12	Classical m	Bri3
Eif3m	1.45E-16	0.309423	0.596	0.351	2.55E-12	Classical m	Eif3m
Sec11c	1.71E-16	0.290046	0.594	0.315	3.00E-12	Classical m	Sec11c
Gngt21	3.36E-16	0.449698	0.531	0.258	5.89E-12	Classical m	Gngt2
Rac16	3.44E-16	0.367316	0.776	0.481	6.04E-12	Classical m	Rac1
Mkrn1	5.13E-16	0.353841	0.503	0.234	9.01E-12	Classical m	Mkrn1
Fis1	5.67E-16	0.34885	0.725	0.449	9.96E-12	Classical m	Fis1
Cdkn1a1	6.24E-16	0.30923	0.526	0.238	1.10E-11	Classical m	Cdkn1a
Sec61g3	8.77E-16	0.343062	0.901	0.698	1.54E-11	Classical m	Sec61g
Cfl16	8.85E-16	0.280121	0.928	0.766	1.55E-11	Classical m	Cfl1
Scand11	9.06E-16	0.387047	0.698	0.391	1.59E-11	Classical m	Scand1
Rpl295	1.03E-15	0.251774	0.956	0.891	1.82E-11	Classical m	Rpl29
Anxa11	1.72E-15	0.410794	0.533	0.246	3.01E-11	Classical m	Anxa1
Gm102692	2.85E-15	0.282771	0.655	0.382	5.00E-11	Classical m	Gm10269
Rnaset2a	7.33E-15	0.349665	0.507	0.235	1.29E-10	Classical m	Rnaset2a
Hmha12	7.48E-15	0.303337	0.626	0.306	1.31E-10	Classical m	Hmha1
Pgls	8.44E-15	0.286952	0.664	0.375	1.48E-10	Classical m	Pgls
Cox5a1	1.21E-14	0.257359	0.638	0.391	2.12E-10	Classical m	Cox5a
Aldh22	1.45E-14	0.304317	0.693	0.357	2.55E-10	Classical m	Aldh2
Vapa	1.54E-14	0.335629	0.607	0.352	2.71E-10	Classical m	Vapa
Nsa22	1.69E-14	0.369744	0.738	0.469	2.97E-10	Classical m	Nsa2
Prelid11	1.78E-14	0.370257	0.624	0.352	3.12E-10	Classical m	Prelid1
Atp6v0b1	9.17E-14	0.254007	0.677	0.41	1.61E-09	Classical m	Atp6v0b
Diaph11	2.20E-13	0.373137	0.522	0.259	3.85E-09	Classical m	Diaph1
Rbm35	2.27E-13	0.295052	0.801	0.635	3.99E-09	Classical m	Rbm3
Hnrnpa11	3.19E-13	0.259247	0.666	0.415	5.60E-09	Classical m	Hnrnpa1
Bcl10	3.19E-13	0.439739	0.543	0.244	5.61E-09	Classical m	Bcl10
Myadm3	1.04E-12	0.316746	0.562	0.312	1.83E-08	Classical m	Myadm
Ndufa6	1.39E-12	0.336614	0.786	0.559	2.45E-08	Classical m	Ndufa6
Atp5o	1.78E-12	0.272788	0.533	0.326	3.12E-08	Classical m	Atp5o
Cct5	1.90E-12	0.300681	0.51	0.273	3.34E-08	Classical m	Cct5
Gm100201	2.63E-12	0.314705	0.6	0.334	4.62E-08	Classical m	Gm10020
BC0055371	2.79E-12	0.331513	0.592	0.324	4.90E-08	Classical m	BC005537
Asap1	5.30E-12	0.335359	0.541	0.284	9.31E-08	Classical m	Asap1
Ndufb5	5.76E-12	0.282155	0.579	0.342	1.01E-07	Classical m	Ndufb5
Psmb1	7.53E-12	0.310378	0.71	0.449	1.32E-07	Classical m	Psmb1
Supt4a	8.03E-12	0.271413	0.573	0.301	1.41E-07	Classical m	Supt4a

Sh3glb13	3.38E-11	0.270283	0.757	0.506	5.93E-07	Classical m	Sh3glb1
Use1	4.67E-11	0.252339	0.668	0.436	8.21E-07	Classical m	Use1
Atp5h	9.14E-11	0.351323	0.827	0.617	1.61E-06	Classical m	Atp5h
Atp5d	9.63E-11	0.336511	0.734	0.473	1.69E-06	Classical m	Atp5d
Hnrnpf6	1.96E-10	0.254203	0.797	0.576	3.44E-06	Classical m	Hnrnpf
Adipor11	2.82E-10	0.306091	0.573	0.308	4.95E-06	Classical m	Adipor1
Ap2a21	2.98E-10	0.301836	0.514	0.262	5.23E-06	Classical m	Ap2a2
Cycs	3.98E-10	0.301181	0.516	0.31	6.98E-06	Classical m	Cycs
Chmp4b1	6.87E-10	0.28065	0.581	0.352	1.21E-05	Classical m	Chmp4b
Lims12	1.38E-09	0.252172	0.507	0.271	2.43E-05	Classical m	Lims1
Uqcrh1	2.39E-09	0.2898	0.869	0.704	4.19E-05	Classical m	Uqcrh
D8Ertd738	2.67E-09	0.285326	0.746	0.503	4.69E-05	Classical m	D8Ertd738e
Zfand5	4.32E-09	0.313741	0.543	0.298	7.58E-05	Classical m	Zfand5
Prdx61	5.94E-09	0.255537	0.535	0.325	0.000104	Classical m	Prdx6
Zfos1	1.87E-08	0.276866	0.581	0.348	0.000328	Classical m	Zfos1
Ndufa1	9.53E-08	0.277454	0.622	0.392	0.001673	Classical m	Ndufa1
Actb6	1.50E-07	0.306735	1	0.963	0.002632	Classical m	Actb
S100a105	1.22E-05	0.257438	0.748	0.624	0.213526	Classical m	S100a10
Epas1	8.12E-166	2.911974	0.978	0.095	1.43E-161	Endothelial	Epas1
Tmem100	3.94E-165	3.012259	0.978	0.103	6.92E-161	Endothelial	Tmem100
Egfl7	8.39E-164	2.769223	0.968	0.042	1.47E-159	Endothelial	Egfl7
Ptprb	2.50E-160	2.862461	0.946	0.025	4.38E-156	Endothelial	Ptprb
Calcrl	7.14E-158	2.827423	0.957	0.079	1.25E-153	Endothelial	Calcrl
Cdh5	9.04E-156	2.639546	0.929	0.033	1.59E-151	Endothelial	Cdh5
Cldn5	2.56E-154	2.58505	0.927	0.036	4.49E-150	Endothelial	Cldn5
Ramp2	5.02E-150	2.556728	0.925	0.073	8.81E-146	Endothelial	Ramp2
Adgrf5	2.60E-149	2.605012	0.899	0.04	4.56E-145	Endothelial	Adgrf5
Clec14a	2.66E-140	2.461718	0.873	0.039	4.67E-136	Endothelial	Clec14a
Cd361	5.55E-139	2.413921	0.922	0.156	9.74E-135	Endothelial	Cd36
Clec1a	1.84E-136	2.524823	0.836	0.031	3.23E-132	Endothelial	Clec1a
Tspan7	2.46E-135	2.516281	0.849	0.034	4.31E-131	Endothelial	Tspan7
Cav11	1.15E-134	2.137764	0.909	0.167	2.03E-130	Endothelial	Cav1
Cyyr1	1.82E-134	2.418552	0.83	0.021	3.19E-130	Endothelial	Cyyr1
Cd93	1.91E-130	2.361374	0.832	0.055	3.36E-126	Endothelial	Cd93
Hpgd	1.24E-128	2.432973	0.856	0.098	2.19E-124	Endothelial	Hpgd
Gpihbp1	7.22E-128	2.38327	0.8	0.014	1.27E-123	Endothelial	Gpihbp1
BC028528	1.05E-127	2.194232	0.849	0.109	1.85E-123	Endothelial	BC028528
Sema3c	1.51E-121	2.619234	0.815	0.068	2.64E-117	Endothelial	Sema3c
Eng	9.79E-120	2.178627	0.789	0.074	1.72E-115	Endothelial	Eng
Bmpr2	3.39E-118	2.143992	0.836	0.162	5.94E-114	Endothelial	Bmpr2
Ctla2a	5.78E-117	2.181238	0.843	0.095	1.01E-112	Endothelial	Ctla2a
Slco2a1	2.76E-114	2.205766	0.759	0.033	4.85E-110	Endothelial	Slco2a1
Acvrl1	1.73E-107	1.946263	0.784	0.109	3.04E-103	Endothelial	Acvrl1
Ace	6.35E-107	2.011689	0.776	0.083	1.12E-102	Endothelial	Ace
Sdpr	7.48E-106	1.966773	0.795	0.128	1.31E-101	Endothelial	Sdpr
Pecam1	3.80E-104	1.939745	0.795	0.117	6.66E-100	Endothelial	Pecam1
Ehd4	1.45E-103	1.926741	0.789	0.156	2.54E-99	Endothelial	Ehd4

Aqp1	8.39E-103	1.961222	0.748	0.051	1.47E-98	Endothelial Aqp1
Edn1	1.13E-98	2.36822	0.662	0.01	1.98E-94	Endothelial Edn1
Arhgap311	1.18E-98	1.823251	0.797	0.188	2.06E-94	Endothelial Arhgap31
Ly6a1	1.40E-96	1.608083	0.862	0.233	2.45E-92	Endothelial Ly6a
Ly6c1	2.53E-96	1.761115	0.746	0.088	4.45E-92	Endothelial Ly6c1
Tspan13	9.62E-96	1.684623	0.819	0.188	1.69E-91	Endothelial Tspan13
Cav2	2.31E-95	1.811682	0.735	0.115	4.06E-91	Endothelial Cav2
Myzap	1.53E-90	1.753253	0.623	0.022	2.68E-86	Endothelial Myzap
Slc9a3r2	1.44E-88	1.734319	0.677	0.078	2.53E-84	Endothelial Slc9a3r2
S100a161	1.52E-88	1.782043	0.754	0.139	2.67E-84	Endothelial S100a16
Tek	2.16E-87	1.823908	0.627	0.028	3.79E-83	Endothelial Tek
S1pr11	8.82E-87	1.725018	0.784	0.16	1.55E-82	Endothelial S1pr1
Foxf1	1.96E-86	1.814507	0.675	0.063	3.43E-82	Endothelial Foxf1
Tm4sf1	2.33E-85	1.933294	0.666	0.075	4.10E-81	Endothelial Tm4sf1
Hmcn13	3.72E-85	1.671415	0.767	0.192	6.54E-81	Endothelial Hmcn1
Sptbn13	5.34E-82	1.317677	0.851	0.434	9.37E-78	Endothelial Sptbn1
Acer2	7.96E-81	1.790716	0.578	0.014	1.40E-76	Endothelial Acer2
Fkbp1a4	3.36E-79	1.319376	0.849	0.474	5.90E-75	Endothelial Fkbp1a
Rasgef1a	4.47E-79	1.703196	0.58	0.024	7.85E-75	Endothelial Rasgef1a
Hilpda	2.31E-78	1.914094	0.649	0.081	4.05E-74	Endothelial Hilpda
Podxl	2.66E-78	1.635876	0.56	0.019	4.66E-74	Endothelial Podxl
Ecscr	2.88E-78	1.599397	0.593	0.029	5.05E-74	Endothelial Ecscr
Id1	8.04E-77	1.585636	0.64	0.091	1.41E-72	Endothelial Id1
Sox17	2.31E-76	1.697498	0.532	0.005	4.06E-72	Endothelial Sox17
Crip22	6.83E-75	1.372328	0.782	0.256	1.20E-70	Endothelial Crip2
Jup	4.20E-73	1.595335	0.638	0.112	7.38E-69	Endothelial Jup
Smad6	1.11E-72	1.670495	0.571	0.036	1.95E-68	Endothelial Smad6
Flt11	2.03E-71	1.55094	0.627	0.11	3.56E-67	Endothelial Flt1
Pcdh17	3.21E-71	1.669216	0.541	0.024	5.64E-67	Endothelial Pcdh17
Casc4	7.64E-71	1.556838	0.603	0.087	1.34E-66	Endothelial Casc4
Plvap	7.79E-71	1.656795	0.528	0.025	1.37E-66	Endothelial Plvap
Nckap5	8.57E-71	1.492528	0.519	0.03	1.51E-66	Endothelial Nckap5
Pltp	3.66E-70	1.537419	0.636	0.12	6.43E-66	Endothelial Pltp
Sox18	1.80E-69	1.454591	0.504	0.014	3.16E-65	Endothelial Sox18
Gata2	6.84E-69	1.500544	0.515	0.018	1.20E-64	Endothelial Gata2
Clic5	7.59E-69	1.584358	0.513	0.02	1.33E-64	Endothelial Clic5
Tmem2	9.11E-69	1.604991	0.524	0.027	1.60E-64	Endothelial Tmem2
Adgrl4	2.16E-68	1.567155	0.53	0.017	3.80E-64	Endothelial Adgrl4
Klf28	9.08E-68	1.200711	0.927	0.498	1.59E-63	Endothelial Klf2
Thbd2	1.23E-67	1.515844	0.707	0.187	2.17E-63	Endothelial Thbd
Fmo1	1.91E-65	1.415456	0.513	0.046	3.36E-61	Endothelial Fmo1
Pitpnc1	1.93E-65	1.60159	0.606	0.11	3.40E-61	Endothelial Pitpnc1
Esam	3.49E-65	1.475878	0.509	0.024	6.13E-61	Endothelial Esam
Icam2	1.40E-63	1.340065	0.543	0.062	2.46E-59	Endothelial Icam2
Ier3	5.71E-62	1.666663	0.597	0.103	1.00E-57	Endothelial Ier3
Clec2d	1.55E-61	1.428605	0.659	0.219	2.73E-57	Endothelial Clec2d
Tjp1	4.77E-61	1.338418	0.522	0.064	8.37E-57	Endothelial Tjp1

Ece1	2.56E-60	1.451691	0.534	0.071	4.49E-56	Endothelial Ece1
4931406P1	8.66E-60	1.364183	0.543	0.082	1.52E-55	Endothelial 4931406P16Rik
Rnf144a	2.38E-59	1.400394	0.556	0.081	4.19E-55	Endothelial Rnf144a
Cyth3	3.60E-59	1.376508	0.599	0.159	6.33E-55	Endothelial Cyth3
Klhl5	4.26E-59	1.422063	0.55	0.092	7.49E-55	Endothelial Klhl5
Ly6e8	2.08E-58	1.044213	0.873	0.574	3.66E-54	Endothelial Ly6e
Arhgap29	8.92E-57	1.417085	0.565	0.089	1.57E-52	Endothelial Arhgap29
Adgre51	4.84E-56	1.359909	0.679	0.235	8.50E-52	Endothelial Adgre5
Ifitm39	1.38E-53	0.878	0.912	0.461	2.43E-49	Endothelial Ifitm3
Cxx1a	1.75E-52	1.204249	0.541	0.138	3.07E-48	Endothelial Cxx1a
Dlc11	1.13E-51	1.272787	0.575	0.138	1.98E-47	Endothelial Dlc1
Ppp1r16b	1.45E-50	1.309577	0.562	0.1	2.54E-46	Endothelial Ppp1r16b
Nfib4	1.23E-48	0.915554	0.836	0.324	2.17E-44	Endothelial Nfib
Smad7	1.98E-47	1.191109	0.573	0.174	3.47E-43	Endothelial Smad7
B2m3	2.63E-47	0.679786	0.985	0.926	4.62E-43	Endothelial B2m
Klf42	3.18E-47	1.30572	0.655	0.274	5.58E-43	Endothelial Klf4
Kank3	3.52E-47	1.216082	0.515	0.114	6.17E-43	Endothelial Kank3
Stmn1	2.19E-46	1.223636	0.526	0.121	3.84E-42	Endothelial Stmn1
Sepp15	3.48E-45	0.882883	0.804	0.543	6.11E-41	Endothelial Sepp1
Col4a11	3.75E-45	1.119926	0.547	0.148	6.58E-41	Endothelial Col4a1
Klf7	2.70E-44	1.23041	0.586	0.208	4.75E-40	Endothelial Klf7
Ccdc85b	5.87E-44	1.19529	0.541	0.133	1.03E-39	Endothelial Ccdc85b
Foxp14	1.48E-43	0.914992	0.776	0.471	2.59E-39	Endothelial Foxp1
Nrp13	2.02E-43	1.111897	0.666	0.298	3.55E-39	Endothelial Nrp1
Lysmd2	2.55E-43	1.189688	0.519	0.109	4.47E-39	Endothelial Lysmd2
Tcf43	3.57E-43	1.056017	0.713	0.363	6.27E-39	Endothelial Tcf4
Scn7a2	6.95E-43	1.444138	0.569	0.148	1.22E-38	Endothelial Scn7a
Gng112	3.00E-41	0.85109	0.616	0.197	5.26E-37	Endothelial Gng11
Itm2b5	2.25E-40	0.743105	0.929	0.805	3.94E-36	Endothelial Itm2b
Snrk	7.43E-40	1.055525	0.53	0.187	1.30E-35	Endothelial Snrk
Ptrf2	1.64E-39	1.093453	0.582	0.183	2.87E-35	Endothelial Ptrf
Dusp31	3.22E-39	1.193104	0.534	0.197	5.65E-35	Endothelial Dusp3
Heg13	2.82E-38	0.985885	0.595	0.217	4.94E-34	Endothelial Heg1
Id34	3.92E-38	0.782087	0.716	0.327	6.88E-34	Endothelial Id3
Malat15	4.50E-36	0.424842	0.994	0.997	7.89E-32	Endothelial Malat1
Ybx14	2.90E-35	0.778126	0.825	0.75	5.09E-31	Endothelial Ybx1
Jun-04	1.78E-34	0.714373	0.815	0.443	3.13E-30	Endothelial Jun
H2-Q71	3.91E-34	1.052997	0.599	0.204	6.87E-30	Endothelial H2-Q7
Hes11	4.04E-34	1.150206	0.562	0.188	7.10E-30	Endothelial Hes1
Git2	4.68E-34	1.043166	0.593	0.284	8.21E-30	Endothelial Git2
Ifitm24	2.15E-32	0.76618	0.754	0.401	3.78E-28	Endothelial Ifitm2
Rdx	1.41E-30	1.062081	0.614	0.338	2.47E-26	Endothelial Rdx
Prex22	2.91E-30	0.807431	0.554	0.183	5.10E-26	Endothelial Prex2
H2-K17	5.18E-30	0.731793	0.877	0.678	9.09E-26	Endothelial H2-K1
Mapk31	9.03E-29	0.874377	0.556	0.268	1.58E-24	Endothelial Mapk3
Bst2	4.11E-28	0.914738	0.515	0.204	7.21E-24	Endothelial Bst2
Ankrd44	1.17E-27	0.931171	0.595	0.323	2.05E-23	Endothelial Ankrd44

Clic43	2.42E-24	0.780652	0.573	0.324	4.24E-20	Endothelial Clic4
Oaz21	5.19E-24	0.88539	0.506	0.224	9.11E-20	Endothelial Oaz2
Slc3a2	1.63E-22	0.989281	0.509	0.233	2.86E-18	Endothelial Slc3a2
Nfkbia1	1.74E-22	0.690164	0.655	0.464	3.06E-18	Endothelial Nfkbia
Zbtb204	1.78E-22	0.585058	0.7	0.442	3.13E-18	Endothelial Zbtb20
Xiap	2.31E-22	0.841515	0.504	0.242	4.05E-18	Endothelial Xiap
Gnb16	7.94E-22	0.756838	0.642	0.484	1.39E-17	Endothelial Gnb1
H2-D14	6.49E-21	0.547091	0.942	0.825	1.14E-16	Endothelial H2-D1
Arglu1	1.19E-19	0.759763	0.619	0.437	2.09E-15	Endothelial Arglu1
Ptma6	2.58E-18	0.26324	0.942	0.942	4.52E-14	Endothelial Ptma
Aldh23	3.58E-18	0.679732	0.558	0.364	6.29E-14	Endothelial Aldh2
Dpysl23	6.33E-18	0.647189	0.644	0.437	1.11E-13	Endothelial Dpysl2
Son5	4.09E-17	0.449168	0.778	0.729	7.18E-13	Endothelial Son
Ets12	6.07E-17	0.549738	0.528	0.275	1.07E-12	Endothelial Ets1
Rbm394	1.40E-16	0.421676	0.86	0.841	2.46E-12	Endothelial Rbm39
Sparc3	9.33E-16	0.256361	0.582	0.295	1.64E-11	Endothelial Sparc
Itgb11	4.40E-15	0.596238	0.578	0.41	7.72E-11	Endothelial Itgb1
Rbms12	7.69E-15	0.560765	0.575	0.458	1.35E-10	Endothelial Rbms1
Ppp1r23	9.90E-14	0.59597	0.541	0.379	1.74E-09	Endothelial Ppp1r2
Nedd44	1.11E-13	0.56384	0.511	0.275	1.95E-09	Endothelial Nedd4
Ddx54	2.94E-13	0.403082	0.881	0.855	5.16E-09	Endothelial Ddx5
Klf31	7.13E-13	0.628423	0.545	0.345	1.25E-08	Endothelial Klf3
Klf94	7.28E-13	0.577101	0.504	0.285	1.28E-08	Endothelial Klf9
Dynll16	9.25E-13	0.425241	0.733	0.645	1.62E-08	Endothelial Dynll1
Snrpb	1.07E-12	0.658386	0.573	0.434	1.87E-08	Endothelial Snrpb
mt-Nd42	1.17E-12	0.273292	0.933	0.943	2.05E-08	Endothelial mt-Nd4
Myl12b	3.34E-12	0.520836	0.56	0.453	5.86E-08	Endothelial Myl12b
S100a131	6.83E-12	0.608827	0.55	0.418	1.20E-07	Endothelial S100a13
Snx31	1.05E-11	0.607707	0.552	0.421	1.85E-07	Endothelial Snx3
Gnai27	3.29E-11	0.442573	0.7	0.642	5.78E-07	Endothelial Gnai2
Myl12a3	1.36E-10	0.470005	0.659	0.563	2.38E-06	Endothelial Myl12a
Rac17	2.05E-10	0.456249	0.582	0.491	3.59E-06	Endothelial Rac1
Arf12	4.55E-10	0.453733	0.593	0.507	8.00E-06	Endothelial Arf1
Txnip5	2.37E-09	0.499016	0.64	0.538	4.15E-05	Endothelial Txnip
Sh3glb14	4.19E-09	0.482959	0.606	0.513	7.36E-05	Endothelial Sh3glb1
Rap1a1	1.02E-08	0.52228	0.55	0.445	0.00018	Endothelial Rap1a
Csnk1a1	2.29E-08	0.505591	0.554	0.463	0.000402	Endothelial Csnk1a1
Sec622	1.13E-07	0.510493	0.513	0.411	0.001987	Endothelial Sec62
Serinc36	1.14E-07	0.322854	0.634	0.588	0.001994	Endothelial Serinc3
App3	1.68E-07	0.435138	0.522	0.388	0.002955	Endothelial App
Cox7a22	1.77E-07	0.465755	0.655	0.568	0.003107	Endothelial Cox7a2
Laptm4a7	3.48E-07	0.347832	0.621	0.496	0.006107	Endothelial Laptm4a
Srsf22	5.22E-07	0.365259	0.616	0.57	0.009156	Endothelial Srsf2
Nisch2	5.96E-07	0.321392	0.532	0.414	0.010465	Endothelial Nisch
Luc7l23	1.03E-06	0.376598	0.621	0.586	0.018089	Endothelial Luc7l2
Lamp15	3.73E-06	0.311091	0.657	0.564	0.065476	Endothelial Lamp1
Pnisr3	4.04E-06	0.309612	0.524	0.478	0.070863	Endothelial Pnisr

Fus2	1.12E-05	0.440357	0.599	0.537	0.195893	Endothelial	Fus
PISD1	2.18E-05	0.391544	0.519	0.452	0.382713	Endothelial	PISD
Srsf53	2.77E-05	0.283262	0.72	0.711	0.486758	Endothelial	Srsf5
Ier28	3.77E-05	0.287765	0.627	0.558	0.662135	Endothelial	Ier2
Ywhae2	5.95E-05	0.394003	0.53	0.486	1	Endothelial	Ywhae
Akr1a14	7.64E-05	0.287927	0.599	0.535	1	Endothelial	Akr1a1
Tmbim65	9.26E-05	0.341387	0.545	0.494	1	Endothelial	Tmbim6
Msn6	0.000128	0.344224	0.562	0.525	1	Endothelial	Msn
Ndufa43	0.000142	0.345881	0.603	0.556	1	Endothelial	Ndufa4
mt-Nd4l1	0.000177	0.380961	0.558	0.546	1	Endothelial	mt-Nd4l
Selk8	0.000886	0.289815	0.608	0.587	1	Endothelial	Selk
Eif4g21	0.000976	0.409477	0.558	0.536	1	Endothelial	Eif4g2
Hmgb14	0.001098	0.260226	0.739	0.738	1	Endothelial	Hmgb1
Cd474	0.001123	0.256533	0.698	0.697	1	Endothelial	Cd47
Ndufa72	0.001473	0.274633	0.53	0.534	1	Endothelial	Ndufa7
Atp5j3	0.00188	0.296266	0.569	0.586	1	Endothelial	Atp5j
Uqcr115	0.004098	0.281862	0.526	0.51	1	Endothelial	Uqcr11
Clic16	0.005995	0.336238	0.526	0.51	1	Endothelial	Clic1
Cox6a14	0.008134	0.271459	0.614	0.617	1	Endothelial	Cox6a1
Nkg7	8.17E-119	1.765075	0.897	0.073	1.43E-114	T cells-2	Nkg7
Ccl5	2.40E-108	2.443536	0.842	0.083	4.21E-104	T cells-2	Ccl5
Ms4a4b1	2.82E-100	1.583698	0.891	0.13	4.95E-96	T cells-2	Ms4a4b
Cd3d1	2.98E-91	1.497877	0.825	0.097	5.23E-87	T cells-2	Cd3d
Cd3g1	1.04E-90	1.443867	0.842	0.1	1.83E-86	T cells-2	Cd3g
Gimap4	1.97E-90	1.392782	0.848	0.154	3.46E-86	T cells-2	Gimap4
Hcst1	8.01E-90	1.549756	0.877	0.199	1.41E-85	T cells-2	Hcst
Gimap31	1.98E-84	1.363451	0.797	0.134	3.47E-80	T cells-2	Gimap3
AW112010	8.52E-79	1.003902	0.885	0.287	1.50E-74	T cells-2	AW112010
Tmsb105	5.02E-77	0.682189	1	0.948	8.81E-73	T cells-2	Tmsb10
Cd28	1.06E-75	1.218238	0.625	0.059	1.86E-71	T cells-2	Cd28
Rplp27	1.56E-74	0.671026	1	0.977	2.74E-70	T cells-2	Rplp2
Rpl13a7	2.63E-74	0.68246	1	0.977	4.62E-70	T cells-2	Rpl13a
Rac23	6.41E-73	1.009506	0.954	0.429	1.13E-68	T cells-2	Rac2
Cd3e	1.52E-72	1.111993	0.668	0.073	2.67E-68	T cells-2	Cd3e
Txk1	3.36E-72	1.220443	0.688	0.086	5.90E-68	T cells-2	Txk
Rps15a8	9.81E-68	0.695067	1	0.957	1.72E-63	T cells-2	Rps15a
H2-Q72	1.06E-67	1.219345	0.799	0.201	1.86E-63	T cells-2	H2-Q7
Rpl179	1.52E-67	0.622091	1	0.961	2.66E-63	T cells-2	Rpl17
Rps248	2.45E-66	0.646635	1	0.972	4.30E-62	T cells-2	Rps24
Rpl128	4.66E-66	0.800372	0.994	0.892	8.19E-62	T cells-2	Rpl12
Rps278	2.06E-65	0.595064	1	0.993	3.62E-61	T cells-2	Rps27
Rps139	8.14E-65	0.640931	0.997	0.941	1.43E-60	T cells-2	Rps13
Rps236	1.52E-64	0.547419	1	0.979	2.67E-60	T cells-2	Rps23
Ctsw	1.65E-64	1.051298	0.573	0.044	2.90E-60	T cells-2	Ctsw
Ms4a6b1	3.81E-64	1.123494	0.702	0.123	6.69E-60	T cells-2	Ms4a6b
Lck	6.20E-64	1.183449	0.653	0.088	1.09E-59	T cells-2	Lck
Rpsa9	7.50E-64	0.702257	0.983	0.903	1.32E-59	T cells-2	Rpsa

Ptpn22	2.62E-63	1.161755	0.653	0.099	4.59E-59	T cells-2	Ptpn22
Rps167	2.54E-62	0.612022	0.994	0.976	4.46E-58	T cells-2	Rps16
Rps187	1.01E-61	0.671213	1	0.953	1.78E-57	T cells-2	Rps18
Bcl21	1.78E-61	1.298824	0.754	0.224	3.13E-57	T cells-2	Bcl2
Rpl198	3.87E-59	0.558629	1	0.962	6.80E-55	T cells-2	Rpl19
Rps78	5.94E-59	0.638504	0.997	0.941	1.04E-54	T cells-2	Rps7
Rps39	4.11E-57	0.622838	0.997	0.939	7.22E-53	T cells-2	Rps3
Wdr899	5.55E-57	0.714174	0.991	0.888	9.74E-53	T cells-2	Wdr89
Rpl23a5	8.66E-57	0.570537	1	0.965	1.52E-52	T cells-2	Rpl23a
Ptpn183	2.31E-56	0.907438	0.888	0.413	4.05E-52	T cells-2	Ptpn18
Rpl365	7.17E-56	0.523978	1	0.96	1.26E-51	T cells-2	Rpl36
Gimap61	1.72E-55	0.818977	0.745	0.215	3.01E-51	T cells-2	Gimap6
Rps149	2.64E-55	0.517822	0.997	0.974	4.63E-51	T cells-2	Rps14
Rpl18a8	2.95E-55	0.552952	0.997	0.976	5.18E-51	T cells-2	Rpl18a
Skap1	4.87E-55	1.001798	0.567	0.074	8.55E-51	T cells-2	Skap1
Tpt15	9.85E-55	0.501038	1	0.979	1.73E-50	T cells-2	Tpt1
Thy1	1.28E-54	1.14804	0.527	0.059	2.24E-50	T cells-2	Thy1
Lat1	4.91E-54	1.081875	0.607	0.094	8.61E-50	T cells-2	Lat
Cd524	9.79E-54	0.852279	0.957	0.45	1.72E-49	T cells-2	Cd52
Rpl279	1.74E-53	0.624111	0.98	0.9	3.05E-49	T cells-2	Rpl27
Rps27rt9	2.44E-53	0.614019	1	0.929	4.29E-49	T cells-2	Rps27rt
Ly6c21	3.19E-53	1.172219	0.553	0.075	5.60E-49	T cells-2	Ly6c2
Rpl328	3.23E-53	0.569222	0.997	0.961	5.68E-49	T cells-2	Rpl32
Rpl237	5.81E-53	0.554205	1	0.969	1.02E-48	T cells-2	Rpl23
Rpl385	5.93E-53	0.508503	1	0.969	1.04E-48	T cells-2	Rpl38
Fyb2	6.32E-52	0.88431	0.711	0.185	1.11E-47	T cells-2	Fyb
Epsti1	6.41E-52	1.037417	0.648	0.133	1.13E-47	T cells-2	Epsti1
Rpl317	9.05E-52	0.616835	0.98	0.897	1.59E-47	T cells-2	Rpl3
Eef1a17	1.17E-51	0.521684	1	0.974	2.05E-47	T cells-2	Eef1a1
Rps55	2.14E-50	0.552042	0.997	0.951	3.76E-46	T cells-2	Rps5
Rps215	3.01E-50	0.488159	0.997	0.966	5.28E-46	T cells-2	Rps21
Rpl1810	4.70E-50	0.585861	0.989	0.91	8.26E-46	T cells-2	Rpl18
Rpl37a6	5.72E-50	0.439364	1	0.986	1.00E-45	T cells-2	Rpl37a
Rpl395	9.57E-50	0.522249	0.997	0.981	1.68E-45	T cells-2	Rpl39
Rps108	3.55E-49	0.606904	0.994	0.935	6.23E-45	T cells-2	Rps10
Arl4c	7.28E-49	1.018869	0.61	0.133	1.28E-44	T cells-2	Arl4c
Dnajc15	1.35E-48	0.916972	0.587	0.157	2.38E-44	T cells-2	Dnajc15
Rps67	2.79E-48	0.592444	0.994	0.941	4.89E-44	T cells-2	Rps6
Rpl23a-ps3	4.75E-48	0.570833	0.986	0.905	8.34E-44	T cells-2	Rpl23a-ps3
Gm94939	9.95E-48	0.595046	0.98	0.831	1.75E-43	T cells-2	Gm9493
Rps1110	1.28E-47	0.570309	0.994	0.95	2.25E-43	T cells-2	Rps11
Ltb3	2.20E-46	0.710913	0.754	0.225	3.86E-42	T cells-2	Ltb
Ctla2a1	2.34E-46	0.689988	0.607	0.112	4.10E-42	T cells-2	Ctla2a
Rpl348	2.69E-46	0.455023	0.989	0.959	4.72E-42	T cells-2	Rpl34
Gm118089	2.92E-46	0.646384	0.971	0.797	5.12E-42	T cells-2	Gm11808
Rpl135	4.63E-46	0.490232	1	0.975	8.12E-42	T cells-2	Rpl13
Rpl27a5	6.56E-46	0.459256	0.994	0.969	1.15E-41	T cells-2	Rpl27a

Rpl95	8.05E-46	0.473514	0.997	0.957	1.41E-41	T cells-2	Rpl9
Pdcd41	4.19E-45	0.927829	0.762	0.341	7.35E-41	T cells-2	Pdcd4
Rplp07	4.94E-45	0.646928	0.989	0.927	8.68E-41	T cells-2	Rplp0
Rpl145	8.31E-45	0.481547	0.989	0.952	1.46E-40	T cells-2	Rpl14
Rpl58	2.27E-44	0.603983	0.954	0.827	3.99E-40	T cells-2	Rpl5
Rpl27-ps31	2.29E-44	0.61747	0.96	0.747	4.03E-40	T cells-2	Rpl27-ps3
Sep-01	2.45E-44	0.815407	0.585	0.132	4.30E-40	T cells-2	Sep-01
Gramd3	2.54E-44	0.885208	0.504	0.066	4.46E-40	T cells-2	Gramd3
Selplg1	4.66E-44	0.904101	0.745	0.282	8.18E-40	T cells-2	Selplg
Shisa57	6.18E-44	0.749944	0.894	0.512	1.09E-39	T cells-2	Shisa5
Rpl307	8.16E-44	0.526935	0.991	0.928	1.43E-39	T cells-2	Rpl30
Satb11	1.52E-42	0.897124	0.55	0.12	2.66E-38	T cells-2	Satb1
Rpl47	5.61E-42	0.530397	0.974	0.899	9.85E-38	T cells-2	Rpl4
Rplp16	7.65E-41	0.491229	0.994	0.979	1.34E-36	T cells-2	Rplp1
Rpl116	8.57E-41	0.464098	0.994	0.943	1.50E-36	T cells-2	Rpl11
Id2	1.03E-39	1.310208	0.722	0.286	1.80E-35	T cells-2	Id2
Il7r1	1.32E-38	0.869867	0.579	0.109	2.32E-34	T cells-2	Il7r
Rpl9-ps610	2.37E-38	0.511397	0.966	0.829	4.15E-34	T cells-2	Rpl9-ps6
Rps156	2.77E-38	0.434521	0.997	0.966	4.86E-34	T cells-2	Rps15
H2-K18	4.30E-38	0.767122	0.96	0.677	7.55E-34	T cells-2	H2-K1
Rpl85	1.71E-37	0.439878	0.994	0.946	3.00E-33	T cells-2	Rpl8
Rps27a8	2.00E-37	0.421592	0.997	0.965	3.51E-33	T cells-2	Rps27a
Rpl297	6.70E-37	0.524603	0.971	0.891	1.18E-32	T cells-2	Rpl29
Psmb82	3.67E-36	0.693536	0.808	0.403	6.44E-32	T cells-2	Psmb8
Gnb2l18	9.28E-36	0.545539	0.946	0.791	1.63E-31	T cells-2	Gnb2l1
Ccnd22	2.40E-35	0.907549	0.782	0.3	4.21E-31	T cells-2	Ccnd2
Rps18-ps31	8.30E-35	0.611218	0.891	0.68	1.46E-30	T cells-2	Rps18-ps3
Rps3a18	1.29E-34	0.39967	0.991	0.951	2.26E-30	T cells-2	Rps3a1
Ptprcap1	3.73E-34	0.66006	0.708	0.22	6.54E-30	T cells-2	Ptprcap
Gm100737	1.73E-33	0.534185	0.963	0.867	3.03E-29	T cells-2	Gm10073
Gm61339	1.76E-33	0.560682	0.828	0.549	3.10E-29	T cells-2	Gm6133
Cd27	2.27E-33	0.744449	0.587	0.164	3.98E-29	T cells-2	Cd27
Rps4x7	3.25E-33	0.411689	0.997	0.962	5.71E-29	T cells-2	Rps4x
Cd2	1.03E-32	0.672045	0.616	0.206	1.80E-28	T cells-2	Cd2
Ppia5	2.62E-32	0.445359	0.96	0.878	4.59E-28	T cells-2	Ppia
Gm87309	2.89E-32	0.595819	0.92	0.783	5.08E-28	T cells-2	Gm8730
Gimap11	8.35E-32	0.680965	0.628	0.216	1.47E-27	T cells-2	Gimap1
Rpl374	8.58E-32	0.339327	0.997	0.978	1.51E-27	T cells-2	Rpl37
Npm14	1.78E-31	0.589496	0.848	0.659	3.12E-27	T cells-2	Npm1
Rpl65	2.78E-31	0.389038	0.994	0.957	4.88E-27	T cells-2	Rpl6
Rpl13a-ps1	8.66E-31	0.634658	0.84	0.484	1.52E-26	T cells-2	Rpl13a-ps1
Rpl215	1.07E-30	0.34873	0.997	0.968	1.88E-26	T cells-2	Rpl21
Rps216	3.28E-30	0.478136	0.991	0.927	5.76E-26	T cells-2	Rps2
Mbnl16	3.43E-30	0.515203	0.914	0.668	6.02E-26	T cells-2	Mbnl1
Ets13	5.19E-30	0.62704	0.722	0.271	9.11E-26	T cells-2	Ets1
Zfp36l25	1.67E-29	0.72763	0.877	0.536	2.93E-25	T cells-2	Zfp36l2
Rps12-ps38	1.99E-29	0.471106	0.983	0.887	3.50E-25	T cells-2	Rps12-ps3

Pfn17	2.17E-29	0.518778	0.977	0.826	3.81E-25	T cells-2	Pfn1
Limd23	2.33E-29	0.643982	0.779	0.334	4.10E-25	T cells-2	Limd2
Rnf138	5.47E-29	0.79421	0.539	0.157	9.59E-25	T cells-2	Rnf138
Eef1b27	8.83E-29	0.607009	0.891	0.696	1.55E-24	T cells-2	Eef1b2
Rps125	2.96E-28	0.441383	0.989	0.947	5.19E-24	T cells-2	Rps12
Sh3bgrl37	3.66E-28	0.698538	0.885	0.619	6.42E-24	T cells-2	Sh3bgrl3
Rps296	1.13E-27	0.312287	1	0.994	1.99E-23	T cells-2	Rps29
Gm98442	1.17E-27	0.605446	0.739	0.395	2.05E-23	T cells-2	Gm9844
Rpl10a6	2.35E-27	0.428898	0.96	0.893	4.13E-23	T cells-2	Rpl10a
Rps198	2.47E-27	0.398654	0.997	0.973	4.33E-23	T cells-2	Rps19
Rpl36a4	2.90E-27	0.454745	0.96	0.915	5.09E-23	T cells-2	Rpl36a
H2-D15	4.22E-27	0.523172	0.98	0.825	7.41E-23	T cells-2	H2-D1
Ptprc4	2.78E-26	0.587368	0.817	0.441	4.89E-22	T cells-2	Ptprc
Rps287	3.09E-26	0.377708	1	0.977	5.43E-22	T cells-2	Rps28
Rpl13-ps39	4.72E-26	0.528672	0.9	0.686	8.29E-22	T cells-2	Rpl13-ps3
Cotl12	9.13E-26	0.575858	0.725	0.366	1.60E-21	T cells-2	Cotl1
Il2rg	9.74E-26	0.504223	0.544	0.204	1.71E-21	T cells-2	Il2rg
Eef1g7	1.07E-25	0.444709	0.888	0.71	1.87E-21	T cells-2	Eef1g
Rps98	1.25E-25	0.346217	0.991	0.942	2.19E-21	T cells-2	Rps9
Gm100361	1.84E-25	0.497605	0.848	0.603	3.23E-21	T cells-2	Gm10036
Arhgdib5	3.03E-25	0.504734	0.808	0.454	5.32E-21	T cells-2	Arhgdib
Fau9	1.70E-24	0.303553	1	0.969	2.99E-20	T cells-2	Fau
Rpl245	5.69E-24	0.338276	0.977	0.926	9.99E-20	T cells-2	Rpl24
Hmha13	6.90E-24	0.470744	0.648	0.309	1.21E-19	T cells-2	Hmha1
B2m4	9.93E-24	0.379725	0.991	0.927	1.74E-19	T cells-2	B2m
Gm102638	7.33E-23	0.457387	0.894	0.693	1.29E-18	T cells-2	Gm10263
B4galnt11	1.06E-22	0.51079	0.527	0.228	1.86E-18	T cells-2	B4galnt1
Gm984310	1.53E-22	0.323425	0.994	0.902	2.69E-18	T cells-2	Gm9843
Rpl6l10	1.60E-22	0.456547	0.894	0.722	2.82E-18	T cells-2	Rpl6l
Rpl266	3.90E-22	0.276288	0.986	0.966	6.85E-18	T cells-2	Rpl26
Rpl76	1.42E-21	0.287545	0.971	0.927	2.49E-17	T cells-2	Rpl7
Coro1a5	7.63E-21	0.471148	0.822	0.455	1.34E-16	T cells-2	Coro1a
Chd3	3.42E-20	0.521847	0.533	0.244	6.00E-16	T cells-2	Chd3
Hspa87	6.44E-20	0.432056	0.891	0.723	1.13E-15	T cells-2	Hspa8
Rps205	1.46E-19	0.354218	0.994	0.943	2.57E-15	T cells-2	Rps20
Rpl225	3.10E-19	0.371673	0.951	0.884	5.44E-15	T cells-2	Rpl22
Eef29	5.34E-19	0.384862	0.931	0.843	9.37E-15	T cells-2	Eef2
Rpl7a3	1.26E-18	0.370852	0.926	0.825	2.21E-14	T cells-2	Rpl7a
Hmgb21	2.06E-18	0.583113	0.633	0.319	3.62E-14	T cells-2	Hmgb2
Rpl158	4.35E-18	0.313714	0.917	0.831	7.64E-14	T cells-2	Rpl15
Arhgap151	1.13E-17	0.453304	0.55	0.229	1.99E-13	T cells-2	Arhgap15
Leprotl1	1.75E-17	0.558203	0.51	0.222	3.08E-13	T cells-2	Leprotl1
Rps85	3.23E-17	0.277507	0.997	0.972	5.67E-13	T cells-2	Rps8
Saraf1	8.84E-17	0.60261	0.622	0.323	1.55E-12	T cells-2	Saraf
S100a107	8.91E-17	0.477367	0.857	0.622	1.56E-12	T cells-2	S100a10
Rpl7a-ps53	1.43E-16	0.394084	0.713	0.453	2.50E-12	T cells-2	Rpl7a-ps5
Gmfg2	5.38E-16	0.389052	0.648	0.342	9.44E-12	T cells-2	Gmfg

Rpl22l15	1.62E-15	0.383389	0.9	0.795	2.84E-11	T cells-2	Rpl22l1
Uba527	2.07E-15	0.452268	0.814	0.603	3.63E-11	T cells-2	Uba52
Btg18	2.57E-15	0.267005	0.96	0.81	4.51E-11	T cells-2	Btg1
Pabpc17	3.39E-15	0.381751	0.888	0.699	5.96E-11	T cells-2	Pabpc1
Srgn1	9.67E-15	0.339011	0.659	0.356	1.70E-10	T cells-2	Srgn
Rpl36-ps38	1.08E-14	0.426148	0.788	0.568	1.89E-10	T cells-2	Rpl36-ps3
Eif3i	1.65E-14	0.35542	0.513	0.298	2.90E-10	T cells-2	Eif3i
Rpl36al7	1.74E-14	0.299317	0.897	0.756	3.05E-10	T cells-2	Rpl36al
Ifngr12	2.65E-14	0.511849	0.705	0.402	4.66E-10	T cells-2	Ifngr1
Btf33	4.09E-14	0.300072	0.851	0.716	7.19E-10	T cells-2	Btf3
Arl6ip5	7.90E-14	0.355401	0.544	0.316	1.39E-09	T cells-2	Arl6ip5
Sp100	1.34E-13	0.442676	0.539	0.244	2.36E-09	T cells-2	Sp100
Slfn22	1.48E-13	0.335008	0.542	0.29	2.60E-09	T cells-2	Slfn2
Ablim11	1.54E-13	0.360083	0.501	0.268	2.70E-09	T cells-2	Ablim1
Eif3e7	1.70E-13	0.377437	0.728	0.495	2.98E-09	T cells-2	Eif3e
Gm200010	3.03E-13	0.283972	0.908	0.804	5.31E-09	T cells-2	Gm2000
Elf1	3.35E-13	0.411027	0.513	0.265	5.88E-09	T cells-2	Elf1
Cd533	5.56E-13	0.296173	0.59	0.349	9.75E-09	T cells-2	Cd53
Jak1	1.22E-12	0.453777	0.63	0.396	2.14E-08	T cells-2	Jak1
Gm26917	3.35E-12	0.421106	0.579	0.344	5.89E-08	T cells-2	Gm26917
Snrpg3	3.70E-12	0.327064	0.837	0.653	6.50E-08	T cells-2	Snrpg
Ifi2031	6.80E-12	0.277613	0.501	0.285	1.19E-07	T cells-2	Ifi203
Hn11	6.91E-12	0.323978	0.602	0.391	1.21E-07	T cells-2	Hn1
Vasp1	7.18E-12	0.386952	0.613	0.365	1.26E-07	T cells-2	Vasp
Klf32	8.29E-12	0.399558	0.585	0.346	1.45E-07	T cells-2	Klf3
Naca4	1.15E-11	0.255459	0.897	0.79	2.01E-07	T cells-2	Naca
Bola21	2.12E-11	0.35466	0.587	0.378	3.71E-07	T cells-2	Bola2
Eif3f7	3.27E-11	0.253625	0.845	0.661	5.74E-07	T cells-2	Eif3f
Cnn21	3.39E-11	0.436761	0.582	0.339	5.95E-07	T cells-2	Cnn2
Tra2b3	6.14E-11	0.292217	0.722	0.527	1.08E-06	T cells-2	Tra2b
Snrpf2	6.99E-11	0.310987	0.665	0.485	1.23E-06	T cells-2	Snrpf
Ccnd31	7.82E-11	0.374776	0.562	0.316	1.37E-06	T cells-2	Ccnd3
Fxyd53	1.12E-10	0.273313	0.716	0.415	1.97E-06	T cells-2	Fxyd5
Gm81861	1.36E-10	0.317274	0.662	0.459	2.40E-06	T cells-2	Gm8186
Sub110	2.00E-10	0.290167	0.811	0.604	3.51E-06	T cells-2	Sub1
Ncl4	3.93E-10	0.301435	0.719	0.51	6.90E-06	T cells-2	Ncl
Gpsm3	5.11E-10	0.380624	0.53	0.315	8.98E-06	T cells-2	Gpsm3
Gltscr26	5.22E-10	0.272983	0.716	0.533	9.17E-06	T cells-2	Gltscr2
Eif3h5	1.59E-09	0.267315	0.756	0.593	2.79E-05	T cells-2	Eif3h
Actr38	5.41E-09	0.32539	0.751	0.505	9.51E-05	T cells-2	Actr3
Hspe11	2.80E-08	0.31803	0.668	0.481	0.000491	T cells-2	Hspe1
Psmb11	7.24E-08	0.318093	0.645	0.454	0.001271	T cells-2	Psmb1
Gabarapl2	1.73E-07	0.324503	0.556	0.377	0.003045	T cells-2	Gabarapl2
Eif3m1	2.55E-07	0.314625	0.564	0.355	0.004478	T cells-2	Eif3m
Psme1	4.57E-07	0.319954	0.553	0.349	0.008018	T cells-2	Psme1
Arhgef12	9.92E-07	0.25317	0.605	0.369	0.017424	T cells-2	Arhgef1
Ldha1	2.06E-06	0.284828	0.547	0.385	0.036161	T cells-2	Ldha

Abracl1	4.07E-06	0.29958	0.524	0.371	0.071489	T cells-2	Abracl
Set	7.64E-06	0.269723	0.57	0.419	0.134066	T cells-2	Set
Serbp13	2.79E-05	0.257987	0.771	0.622	0.489902	T cells-2	Serbp1
Nsa23	9.24E-05	0.260907	0.63	0.476	1	T cells-2	Nsa2
Plbd11	1.18E-77	1.418705	0.648	0.06	2.07E-73	DC1/2	Plbd1
Cbfa2t3	1.10E-74	1.105781	0.772	0.145	1.93E-70	DC1/2	Cbfa2t3
Crip14	8.13E-74	1.277714	0.981	0.755	1.43E-69	DC1/2	Crip1
Lsp13	1.13E-73	1.070602	0.948	0.452	1.99E-69	DC1/2	Lsp1
Ccr21	1.54E-73	1.243571	0.731	0.113	2.70E-69	DC1/2	Ccr2
H2-DMb11	1.76E-72	1.422241	0.775	0.18	3.09E-68	DC1/2	H2-DMb1
Gm2a1	2.23E-69	1.269399	0.88	0.409	3.92E-65	DC1/2	Gm2a
H2-DMa2	5.98E-69	1.26945	0.846	0.251	1.05E-64	DC1/2	H2-DMa
Ppfia4	3.86E-68	1.055634	0.565	0.04	6.77E-64	DC1/2	Ppfia4
Cst39	4.29E-64	1.653691	0.972	0.704	7.53E-60	DC1/2	Cst3
Tnni2	1.35E-60	1.134246	0.503	0.028	2.37E-56	DC1/2	Tnni2
Alox5ap2	4.36E-60	0.965925	0.802	0.217	7.66E-56	DC1/2	Alox5ap
Syngr2	3.62E-58	0.895442	0.728	0.187	6.35E-54	DC1/2	Syngr2
Cd742	5.63E-58	1.447225	0.889	0.435	9.89E-54	DC1/2	Cd74
Tyrobp2	1.13E-57	0.872576	0.972	0.333	1.98E-53	DC1/2	Tyrobp
Rps1111	2.51E-57	0.671362	0.994	0.95	4.41E-53	DC1/2	Rps11
H2-Aa2	2.95E-57	1.603891	0.815	0.364	5.18E-53	DC1/2	H2-Aa
Ly861	2.40E-55	0.849035	0.694	0.142	4.22E-51	DC1/2	Ly86
Ccnd1	8.66E-55	1.032732	0.546	0.05	1.52E-50	DC1/2	Ccnd1
H2-Ab12	7.07E-54	1.786341	0.793	0.358	1.24E-49	DC1/2	H2-Ab1
Fgd2	1.09E-53	0.846316	0.552	0.061	1.91E-49	DC1/2	Fgd2
Kctd12	4.38E-53	0.960042	0.701	0.174	7.69E-49	DC1/2	Kctd12
H2afy1	8.92E-53	0.910316	0.818	0.326	1.57E-48	DC1/2	H2afy
Sub111	1.60E-51	0.852322	0.929	0.6	2.81E-47	DC1/2	Sub1
Ccdc88a1	8.92E-51	0.911324	0.716	0.185	1.57E-46	DC1/2	Ccdc88a
H2-Eb12	1.68E-50	1.635439	0.772	0.332	2.94E-46	DC1/2	H2-Eb1
Spi12	5.28E-49	0.797306	0.787	0.25	9.28E-45	DC1/2	Spi1
Rnase6	3.86E-47	0.830688	0.599	0.113	6.78E-43	DC1/2	Rnase6
Plp2	2.26E-46	0.797508	0.645	0.191	3.97E-42	DC1/2	Plp2
Irf82	2.71E-46	1.607664	0.688	0.266	4.75E-42	DC1/2	Irf8
Lat2	4.89E-46	0.664549	0.586	0.112	8.58E-42	DC1/2	Lat2
Actg19	5.07E-46	0.701188	0.978	0.835	8.90E-42	DC1/2	Actg1
Rplp08	4.88E-44	0.54045	0.991	0.927	8.56E-40	DC1/2	Rplp0
Selplg2	2.74E-42	0.75574	0.787	0.281	4.80E-38	DC1/2	Selplg
Pld41	2.33E-41	0.689548	0.63	0.159	4.09E-37	DC1/2	Pld4
Psap8	8.25E-41	0.649984	0.941	0.575	1.45E-36	DC1/2	Psap
Evi2a1	1.56E-40	0.758642	0.54	0.101	2.74E-36	DC1/2	Evi2a
Rpl284	6.67E-40	0.504159	0.994	0.933	1.17E-35	DC1/2	Rpl28
Napsa2	1.48E-39	0.493776	0.605	0.16	2.59E-35	DC1/2	Napsa
Atox13	1.69E-39	0.941357	0.827	0.466	2.97E-35	DC1/2	Atox1
Ckb	2.26E-39	1.018593	0.515	0.126	3.98E-35	DC1/2	Ckb
Tmsb4x8	2.99E-39	0.613244	0.997	0.992	5.25E-35	DC1/2	Tmsb4x
Gm873010	6.05E-39	0.571086	0.957	0.782	1.06E-34	DC1/2	Gm8730

Pkib	2.19E-38	0.830241	0.54	0.118	3.84E-34	DC1/2	Pkib
Gltp2	6.55E-38	0.768595	0.778	0.305	1.15E-33	DC1/2	Gltp
Irf51	1.69E-37	0.668211	0.559	0.13	2.97E-33	DC1/2	Irf5
Rpl10-ps37	2.69E-37	0.570876	0.975	0.855	4.73E-33	DC1/2	Rpl10-ps3
Ms4a6c1	3.19E-37	0.952349	0.503	0.097	5.59E-33	DC1/2	Ms4a6c
Fcer1g2	3.39E-37	0.57965	0.821	0.282	5.95E-33	DC1/2	Fcer1g
Gpx18	5.01E-37	0.557343	0.935	0.539	8.80E-33	DC1/2	Gpx1
Vim9	5.56E-37	0.913011	0.926	0.702	9.76E-33	DC1/2	Vim
Itgb7	8.55E-36	0.637756	0.531	0.117	1.50E-31	DC1/2	Itgb7
Rpl103	1.05E-35	0.433864	0.991	0.967	1.84E-31	DC1/2	Rpl10
S100a41	1.47E-35	0.847093	0.605	0.198	2.58E-31	DC1/2	S100a4
Lgals32	1.99E-35	0.759481	0.756	0.29	3.49E-31	DC1/2	Lgals3
Rgs101	4.49E-35	0.745396	0.627	0.217	7.89E-31	DC1/2	Rgs10
Ppm1m	1.09E-34	0.640229	0.549	0.122	1.92E-30	DC1/2	Ppm1m
Ifi301	6.40E-34	0.674426	0.62	0.186	1.12E-29	DC1/2	Ifi30
Psme11	6.43E-34	0.6379	0.747	0.343	1.13E-29	DC1/2	Psme1
Rps99	6.75E-34	0.425508	0.997	0.942	1.19E-29	DC1/2	Rps9
Pomp1	2.79E-33	0.549908	0.762	0.373	4.91E-29	DC1/2	Pomp
Ccdc121	3.94E-33	0.52332	0.781	0.372	6.91E-29	DC1/2	Ccdc12
Mpeg12	5.62E-33	0.42606	0.704	0.211	9.87E-29	DC1/2	Mpeg1
Alcam	1.59E-32	0.543894	0.515	0.137	2.78E-28	DC1/2	Alcam
Efhd21	2.48E-32	0.709641	0.62	0.231	4.36E-28	DC1/2	Efhd2
Rassf42	5.79E-32	0.565057	0.596	0.176	1.02E-27	DC1/2	Rassf4
Rpl329	1.55E-31	0.393392	0.994	0.962	2.72E-27	DC1/2	Rpl32
Rpsa10	1.60E-31	0.424166	0.994	0.902	2.81E-27	DC1/2	Rpsa
Psmb83	3.38E-31	0.681324	0.84	0.403	5.93E-27	DC1/2	Psmb8
Erp292	1.20E-29	0.577788	0.778	0.365	2.10E-25	DC1/2	Erp29
Fam105a2	2.80E-29	0.615903	0.608	0.187	4.92E-25	DC1/2	Fam105a
Unc93b12	4.77E-29	0.451635	0.664	0.244	8.38E-25	DC1/2	Unc93b1
Rps288	4.94E-29	0.35302	0.997	0.977	8.67E-25	DC1/2	Rps28
Rps27a9	4.99E-29	0.359704	0.994	0.966	8.77E-25	DC1/2	Rps27a
Laptm52	8.75E-29	0.362547	0.901	0.4	1.54E-24	DC1/2	Laptm5
Itga41	3.02E-28	0.430942	0.63	0.202	5.31E-24	DC1/2	Itga4
Eef1a18	3.82E-28	0.358074	0.991	0.974	6.71E-24	DC1/2	Eef1a1
Dock101	5.17E-28	0.496004	0.66	0.27	9.07E-24	DC1/2	Dock10
Coro1a6	7.99E-28	0.525549	0.877	0.455	1.40E-23	DC1/2	Coro1a
Rpl396	1.18E-27	0.292869	0.991	0.981	2.08E-23	DC1/2	Rpl39
Hnrnpa12	1.26E-27	0.552806	0.806	0.414	2.20E-23	DC1/2	Hnrnpa1
Ctsh2	8.67E-27	0.509085	0.657	0.254	1.52E-22	DC1/2	Ctsh
Sh3bgrl38	9.16E-27	0.485336	0.923	0.618	1.61E-22	DC1/2	Sh3bgrl3
Rps297	1.31E-26	0.29185	0.997	0.994	2.31E-22	DC1/2	Rps29
Gpi11	2.49E-26	0.529192	0.722	0.326	4.37E-22	DC1/2	Gpi1
Rpl267	2.90E-26	0.31246	0.991	0.965	5.10E-22	DC1/2	Rpl26
Rps68	3.94E-26	0.406966	0.988	0.941	6.92E-22	DC1/2	Rps6
Prcp2	4.78E-26	0.515592	0.636	0.231	8.39E-22	DC1/2	Prcp
H2afz10	4.88E-26	0.521826	0.867	0.592	8.57E-22	DC1/2	H2afz
Cd525	8.49E-26	0.479478	0.877	0.454	1.49E-21	DC1/2	Cd52

Rps126	1.16E-25	0.330845	0.997	0.947	2.03E-21	DC1/2	Rps12
Rpl375	1.24E-25	0.3054	0.997	0.979	2.18E-21	DC1/2	Rpl37
Bst21	1.25E-25	1.500845	0.562	0.207	2.20E-21	DC1/2	Bst2
Eef1b28	1.39E-25	0.502384	0.914	0.696	2.43E-21	DC1/2	Eef1b2
Fbl	1.51E-25	0.45012	0.537	0.18	2.64E-21	DC1/2	Fbl
Trf2	5.87E-25	0.553834	0.664	0.264	1.03E-20	DC1/2	Trf
Arpc27	1.12E-24	0.49875	0.929	0.652	1.97E-20	DC1/2	Arpc2
Rpl35a5	1.15E-24	0.29333	0.994	0.978	2.03E-20	DC1/2	Rpl35a
Ucp23	1.63E-24	0.411833	0.864	0.451	2.86E-20	DC1/2	Ucp2
Uvrag	1.83E-24	0.455668	0.528	0.159	3.22E-20	DC1/2	Uvrag
Gdi22	1.89E-24	0.558973	0.799	0.456	3.31E-20	DC1/2	Gdi2
Rps268	2.64E-24	0.424428	0.966	0.89	4.63E-20	DC1/2	Rps26
Rps254	2.69E-24	0.351736	0.988	0.952	4.73E-20	DC1/2	Rps25
Rps3a19	2.70E-24	0.31779	0.997	0.951	4.74E-20	DC1/2	Rps3a1
Fau10	5.20E-24	0.332691	0.997	0.969	9.12E-20	DC1/2	Fau
Rps56	6.31E-24	0.340196	0.985	0.952	1.11E-19	DC1/2	Rps5
Gm984311	6.90E-24	0.367521	0.994	0.902	1.21E-19	DC1/2	Gm9843
Arhgap303	9.42E-24	0.3966	0.698	0.293	1.65E-19	DC1/2	Arhgap30
Gnb2l19	2.08E-23	0.398418	0.96	0.791	3.65E-19	DC1/2	Gnb2l1
Pim12	2.92E-23	0.4769	0.756	0.403	5.13E-19	DC1/2	Pim1
Tnfaip8	3.06E-23	0.38742	0.577	0.23	5.38E-19	DC1/2	Tnfaip8
Arpc1b7	4.02E-23	0.48131	0.923	0.661	7.05E-19	DC1/2	Arpc1b
AI662270	6.12E-23	0.444949	0.525	0.178	1.07E-18	DC1/2	AI662270
Rps12-ps39	6.89E-23	0.365198	0.994	0.887	1.21E-18	DC1/2	Rps12-ps3
Actr39	8.92E-23	0.521625	0.821	0.504	1.57E-18	DC1/2	Actr3
Pgls1	1.74E-22	0.494604	0.738	0.377	3.05E-18	DC1/2	Pgls
Rps4x8	2.57E-22	0.321071	0.994	0.962	4.51E-18	DC1/2	Rps4x
Rps188	4.13E-22	0.299631	0.991	0.953	7.25E-18	DC1/2	Rps18
Rpl318	7.82E-22	0.475875	0.997	0.943	1.37E-17	DC1/2	Rpl31
Npm15	8.43E-22	0.432915	0.907	0.658	1.48E-17	DC1/2	Npm1
Dbnl	8.98E-22	0.391377	0.54	0.192	1.58E-17	DC1/2	Dbnl
Bmyc	1.09E-21	0.449573	0.549	0.179	1.91E-17	DC1/2	Bmyc
Fxyd54	1.87E-21	0.432491	0.827	0.413	3.28E-17	DC1/2	Fxyd5
Hspa88	2.41E-21	0.543963	0.929	0.722	4.22E-17	DC1/2	Hspa8
Sec61b3	3.98E-21	0.537248	0.867	0.604	6.99E-17	DC1/2	Sec61b
Gm102639	4.51E-21	0.418343	0.948	0.692	7.92E-17	DC1/2	Gm10263
Fam49b3	4.60E-21	0.455867	0.731	0.35	8.07E-17	DC1/2	Fam49b
Rpl48	5.61E-21	0.363166	0.981	0.899	9.84E-17	DC1/2	Rpl4
Psmb9	7.47E-21	0.508617	0.525	0.18	1.31E-16	DC1/2	Psmb9
Rps18-ps31	8.17E-21	0.380203	0.929	0.679	1.44E-16	DC1/2	Rps18-ps3
Rpl23a-ps3	1.10E-20	0.288428	0.981	0.905	1.93E-16	DC1/2	Rpl23a-ps3
Pycard1	1.86E-20	0.454154	0.537	0.213	3.27E-16	DC1/2	Pycard
Rpl10a7	2.57E-20	0.335132	0.981	0.893	4.51E-16	DC1/2	Rpl10a
Gm103201	3.78E-20	0.39982	0.559	0.205	6.63E-16	DC1/2	Gm10320
Atp5c11	5.98E-20	0.373421	0.722	0.422	1.05E-15	DC1/2	Atp5c1
Stx7	6.31E-20	0.384899	0.608	0.256	1.11E-15	DC1/2	Stx7
Tm6sf12	2.02E-19	0.407955	0.515	0.197	3.54E-15	DC1/2	Tm6sf1

Tgfb13	2.12E-19	0.326934	0.676	0.344	3.73E-15	DC1/2	Tgfb1
Vasp2	2.97E-19	0.355561	0.673	0.364	5.21E-15	DC1/2	Vasp
Rpl246	3.17E-19	0.304793	0.981	0.926	5.56E-15	DC1/2	Rpl24
S100a116	3.51E-19	0.41	0.87	0.645	6.17E-15	DC1/2	S100a11
Ramp11	3.94E-19	0.354906	0.546	0.217	6.92E-15	DC1/2	Ramp1
Prkcd2	4.23E-19	0.374803	0.571	0.24	7.43E-15	DC1/2	Prkcd
H13	4.51E-19	0.357827	0.559	0.232	7.92E-15	DC1/2	H13
Mkrn11	6.78E-19	0.386833	0.552	0.236	1.19E-14	DC1/2	Mkrn1
Cmtm71	7.20E-19	0.346597	0.562	0.234	1.26E-14	DC1/2	Cmtm7
Rpl1811	8.09E-19	0.296153	0.988	0.91	1.42E-14	DC1/2	Rpl18
Rala	9.04E-19	0.482782	0.565	0.233	1.59E-14	DC1/2	Rala
Id21	9.92E-19	0.941141	0.559	0.292	1.74E-14	DC1/2	Id2
Mrpl52	2.69E-18	0.349398	0.75	0.467	4.72E-14	DC1/2	Mrpl52
Rpl18a9	2.77E-18	0.279819	0.997	0.976	4.87E-14	DC1/2	Rpl18a
Rpl319	3.53E-18	0.345268	0.975	0.898	6.20E-14	DC1/2	Rpl3
Pabpc18	3.54E-18	0.438234	0.951	0.698	6.22E-14	DC1/2	Pabpc1
Gm102693	4.59E-18	0.356342	0.759	0.383	8.07E-14	DC1/2	Gm10269
Cbl	4.85E-18	0.315579	0.528	0.224	8.52E-14	DC1/2	Cbl
Rpl1710	6.40E-18	0.297569	0.994	0.961	1.12E-13	DC1/2	Rpl17
Psma71	1.12E-17	0.434984	0.756	0.432	1.97E-13	DC1/2	Psma7
Ptpn184	1.36E-17	0.327894	0.787	0.418	2.38E-13	DC1/2	Ptpn18
Rps26-ps19	2.08E-17	0.408814	0.92	0.69	3.65E-13	DC1/2	Rps26-ps1
Gm200011	2.75E-17	0.346046	0.957	0.803	4.83E-13	DC1/2	Gm2000
Rpl36al8	3.71E-17	0.322845	0.923	0.755	6.51E-13	DC1/2	Rpl36al
Rpl7a-ps54	6.43E-17	0.424592	0.802	0.451	1.13E-12	DC1/2	Rpl7a-ps5
Rpl7a4	7.02E-17	0.372949	0.951	0.824	1.23E-12	DC1/2	Rpl7a
Cct41	7.81E-17	0.289976	0.599	0.311	1.37E-12	DC1/2	Cct4
Zyx3	1.06E-16	0.339492	0.651	0.328	1.87E-12	DC1/2	Zyx
Nfkb1	1.10E-16	0.426349	0.549	0.245	1.93E-12	DC1/2	Nfkb1
Rpl27-ps31	1.28E-16	0.266541	0.938	0.749	2.25E-12	DC1/2	Rpl27-ps3
Eif3f8	1.39E-16	0.405215	0.886	0.66	2.44E-12	DC1/2	Eif3f
Ier5	1.56E-16	0.394634	0.645	0.332	2.74E-12	DC1/2	Ier5
Gm102501	1.70E-16	0.330193	0.627	0.303	2.98E-12	DC1/2	Gm10250
Psme2	1.83E-16	0.401863	0.657	0.334	3.21E-12	DC1/2	Psme2
Hsp90ab15	1.87E-16	0.351253	0.92	0.773	3.28E-12	DC1/2	Hsp90ab1
Rpl66	3.43E-16	0.263765	0.991	0.957	6.03E-12	DC1/2	Rpl6
Arpc36	4.05E-16	0.345443	0.806	0.483	7.12E-12	DC1/2	Arpc3
Cytip2	4.12E-16	0.337931	0.685	0.318	7.23E-12	DC1/2	Cytip
2700060E0	5.34E-16	0.440886	0.719	0.419	9.38E-12	DC1/2	2700060E02Rik
Rpl117	7.97E-16	0.300744	0.988	0.943	1.40E-11	DC1/2	Rpl11
Emp31	1.01E-15	0.448176	0.753	0.438	1.78E-11	DC1/2	Emp3
Rpl77	1.46E-15	0.256347	0.975	0.927	2.57E-11	DC1/2	Rpl7
Taldo12	1.53E-15	0.37657	0.657	0.312	2.68E-11	DC1/2	Taldo1
Pitpna2	2.43E-15	0.326223	0.648	0.316	4.26E-11	DC1/2	Pitpna
Actb8	2.48E-15	0.53095	1	0.964	4.35E-11	DC1/2	Actb
Npc27	3.75E-15	0.278763	0.809	0.554	6.58E-11	DC1/2	Npc2
Smdt13	4.39E-15	0.330872	0.806	0.511	7.71E-11	DC1/2	Smdt1

Rpl6l11	4.77E-15	0.312774	0.929	0.721	8.38E-11	DC1/2	Rpl6l
Tkt2	6.10E-15	0.328085	0.599	0.273	1.07E-10	DC1/2	Tkt
Nsa24	6.12E-15	0.384887	0.775	0.472	1.07E-10	DC1/2	Nsa2
Clic17	6.38E-15	0.306245	0.769	0.502	1.12E-10	DC1/2	Clic1
Eef210	7.12E-15	0.327323	0.944	0.842	1.25E-10	DC1/2	Eef2
Rpl146	9.03E-15	0.259578	0.991	0.952	1.59E-10	DC1/2	Rpl14
Rps1310	1.58E-14	0.25185	0.985	0.942	2.77E-10	DC1/2	Rps13
Rpl13-ps31	1.78E-14	0.292745	0.904	0.686	3.13E-10	DC1/2	Rpl13-ps3
Ctsz2	1.95E-14	0.331229	0.701	0.363	3.43E-10	DC1/2	Ctsz
H2-T23	1.96E-14	0.254399	0.599	0.301	3.43E-10	DC1/2	H2-T23
Gnb23	2.02E-14	0.383712	0.809	0.55	3.55E-10	DC1/2	Gnb2
Sec11c1	2.33E-14	0.302269	0.636	0.318	4.08E-10	DC1/2	Sec11c
Hspe12	2.35E-14	0.352887	0.759	0.479	4.13E-10	DC1/2	Hspe1
Naca5	2.61E-14	0.321933	0.938	0.789	4.59E-10	DC1/2	Naca
Nptn	3.05E-14	0.292622	0.562	0.278	5.36E-10	DC1/2	Nptn
Rpl159	3.93E-14	0.319906	0.932	0.831	6.90E-10	DC1/2	Rpl15
Zfp36l26	4.23E-14	0.332707	0.833	0.538	7.42E-10	DC1/2	Zfp36l2
Cct2	8.19E-14	0.276598	0.537	0.251	1.44E-09	DC1/2	Cct2
Ndufa61	1.08E-13	0.350321	0.83	0.561	1.90E-09	DC1/2	Ndufa6
Gapdh8	1.15E-13	0.359121	0.83	0.527	2.02E-09	DC1/2	Gapdh
Anxa22	1.84E-13	0.381879	0.701	0.38	3.22E-09	DC1/2	Anxa2
Mbnl17	2.70E-13	0.361758	0.892	0.669	4.74E-09	DC1/2	Mbnl1
Uqcrfs11	3.33E-13	0.256811	0.571	0.294	5.84E-09	DC1/2	Uqcrfs1
Gm613310	3.71E-13	0.296238	0.843	0.549	6.52E-09	DC1/2	Gm6133
Eif3e8	6.69E-13	0.291691	0.765	0.494	1.17E-08	DC1/2	Eif3e
Eif3h6	6.78E-13	0.325306	0.852	0.59	1.19E-08	DC1/2	Eif3h
Hexa2	1.51E-12	0.30111	0.559	0.261	2.65E-08	DC1/2	Hexa
Marcks2	1.78E-12	0.356421	0.559	0.281	3.13E-08	DC1/2	Marcks
Eif4a1	2.02E-12	0.321289	0.719	0.446	3.55E-08	DC1/2	Eif4a1
Ahnak7	3.54E-12	0.390637	0.889	0.593	6.21E-08	DC1/2	Ahnak
Eif3k2	3.70E-12	0.390553	0.787	0.481	6.50E-08	DC1/2	Eif3k
Ssr41	3.92E-12	0.312046	0.716	0.432	6.89E-08	DC1/2	Ssr4
Gm100361	4.23E-12	0.361051	0.886	0.602	7.43E-08	DC1/2	Gm10036
Tmed31	4.57E-12	0.3219	0.515	0.257	8.03E-08	DC1/2	Tmed3
Cycs1	4.99E-12	0.318924	0.586	0.311	8.77E-08	DC1/2	Cycs
Ptms8	5.47E-12	0.311306	0.79	0.477	9.61E-08	DC1/2	Ptms
Nap1l12	6.61E-12	0.262249	0.725	0.451	1.16E-07	DC1/2	Nap1l1
Dek	8.11E-12	0.32998	0.657	0.36	1.42E-07	DC1/2	Dek
Polr1d	8.77E-12	0.274841	0.716	0.464	1.54E-07	DC1/2	Polr1d
Tagln27	8.94E-12	0.455093	0.809	0.552	1.57E-07	DC1/2	Tagln2
Cct51	9.20E-12	0.349175	0.574	0.274	1.61E-07	DC1/2	Cct5
Gnai29	1.20E-11	0.306393	0.892	0.637	2.11E-07	DC1/2	Gnai2
Cox5a2	1.23E-11	0.263233	0.691	0.393	2.16E-07	DC1/2	Cox5a
Ifngr21	1.72E-11	0.291203	0.509	0.211	3.02E-07	DC1/2	Ifngr2
Ywhah1	1.97E-11	0.335879	0.688	0.387	3.45E-07	DC1/2	Ywhah
Gm100202	2.41E-11	0.255865	0.673	0.336	4.23E-07	DC1/2	Gm10020
Atp5f11	4.25E-11	0.261249	0.701	0.41	7.46E-07	DC1/2	Atp5f1

Lcp11	9.40E-11	0.25711	0.704	0.345	1.65E-06	DC1/2	Lcp1
Rpl226	2.54E-10	0.268432	0.969	0.884	4.45E-06	DC1/2	Rpl22
Slc25a53	2.64E-10	0.380526	0.778	0.432	4.64E-06	DC1/2	Slc25a5
Rnaset2a1	2.77E-10	0.27469	0.515	0.239	4.87E-06	DC1/2	Rnaset2a
Btf34	4.02E-10	0.326066	0.907	0.715	7.05E-06	DC1/2	Btf3
Clta7	4.53E-10	0.270881	0.762	0.515	7.96E-06	DC1/2	Clta
Set1	4.85E-10	0.292654	0.71	0.415	8.51E-06	DC1/2	Set
Calm17	1.86E-09	0.259082	0.892	0.712	3.27E-05	DC1/2	Calm1
Rbm37	3.32E-09	0.302428	0.843	0.636	5.83E-05	DC1/2	Rbm3
Tmsb106	1.26E-08	0.314531	0.985	0.948	0.00022	DC1/2	Tmsb10
Arf52	1.62E-08	0.282683	0.83	0.573	0.000285	DC1/2	Arf5
Nfkbia2	6.04E-08	0.314137	0.707	0.465	0.00106	DC1/2	Nfkbia
Atpif12	8.80E-07	0.274664	0.679	0.416	0.015442	DC1/2	Atpif1
Cox7a2l3	2.32E-06	0.256668	0.855	0.662	0.040817	DC1/2	Cox7a2l
Lgals17	4.79E-06	0.292715	0.741	0.536	0.084136	DC1/2	Lgals1
Tcf44	0.000397	0.426966	0.512	0.374	1	DC1/2	Tcf4
Gzma	1.35E-148	4.345653	0.967	0.017	2.37E-144	NK cells	Gzma
Nkg71	1.57E-140	3.110964	0.983	0.075	2.75E-136	NK cells	Nkg7
Ccl51	3.50E-139	3.650288	0.98	0.083	6.14E-135	NK cells	Ccl5
AW112010	1.44E-129	2.712681	0.99	0.287	2.52E-125	NK cells	AW112010
Klrk1	5.39E-125	2.522916	0.873	0.034	9.47E-121	NK cells	Klrk1
Klre1	2.64E-124	2.402685	0.839	0.01	4.63E-120	NK cells	Klre1
Klrd1	5.51E-107	2.252496	0.809	0.047	9.67E-103	NK cells	Klrd1
Ncr1	7.16E-97	2.068257	0.672	0.003	1.26E-92	NK cells	Ncr1
Klra4	3.26E-89	2.533563	0.639	0.005	5.72E-85	NK cells	Klra4
Txk2	1.94E-85	1.805419	0.759	0.087	3.40E-81	NK cells	Txk
Gzmb	1.14E-78	2.070509	0.595	0.008	2.01E-74	NK cells	Gzmb
Fcer1g3	1.53E-78	1.551169	0.943	0.279	2.69E-74	NK cells	Fcer1g
Klrb1c	1.07E-76	1.683142	0.575	0.008	1.88E-72	NK cells	Klrb1c
Klra8	1.56E-74	2.482314	0.542	0.002	2.73E-70	NK cells	Klra8
Ms4a4b2	3.94E-72	1.473238	0.799	0.137	6.92E-68	NK cells	Ms4a4b
Ctsw1	1.01E-68	1.63205	0.615	0.045	1.77E-64	NK cells	Ctsw
Tyrobp3	1.58E-66	1.265083	0.963	0.334	2.78E-62	NK cells	Tyrobp
Klra7	1.85E-66	2.092443	0.518	0.007	3.25E-62	NK cells	Klra7
H2afz11	2.60E-66	1.338893	0.916	0.591	4.56E-62	NK cells	H2afz
Cd526	2.38E-64	1.158779	0.93	0.453	4.17E-60	NK cells	Cd52
Hcst2	1.28E-62	1.407846	0.753	0.206	2.25E-58	NK cells	Hcst
Ptprc5	3.04E-61	1.180011	0.88	0.441	5.34E-57	NK cells	Ptprc
Pfn18	1.06E-60	0.975407	0.973	0.827	1.87E-56	NK cells	Pfn1
Gimap41	2.98E-59	1.311202	0.702	0.162	5.24E-55	NK cells	Gimap4
Tmsb107	7.55E-56	0.656032	1	0.948	1.33E-51	NK cells	Tmsb10
Rac24	1.07E-52	1.017632	0.873	0.434	1.87E-48	NK cells	Rac2
Selplg3	2.75E-50	1.332926	0.756	0.284	4.82E-46	NK cells	Selplg
Vps37b	5.33E-49	1.305146	0.585	0.121	9.36E-45	NK cells	Vps37b
Id22	5.34E-48	1.329785	0.742	0.287	9.37E-44	NK cells	Id2
Ptpn185	5.61E-47	0.954395	0.846	0.417	9.84E-43	NK cells	Ptpn18
Ugcg	5.85E-43	1.235083	0.528	0.117	1.03E-38	NK cells	Ugcg

H2-Q73	2.47E-42	1.204445	0.659	0.208	4.33E-38	NK cells	H2-Q7
Ptprcap2	1.09E-41	0.912864	0.679	0.224	1.92E-37	NK cells	Ptprcap
H2-D16	7.12E-41	0.715613	0.943	0.827	1.25E-36	NK cells	H2-D1
Irf83	2.73E-40	1.349392	0.662	0.268	4.80E-36	NK cells	Irf8
Lgals18	8.30E-39	1.055397	0.86	0.533	1.46E-34	NK cells	Lgals1
Tmsb4x9	6.87E-37	0.471491	1	0.992	1.21E-32	NK cells	Tmsb4x
Jak11	1.43E-36	1.074565	0.736	0.394	2.52E-32	NK cells	Jak1
S100a108	6.45E-36	0.824737	0.866	0.623	1.13E-31	NK cells	S100a10
Gimap32	2.48E-34	0.859531	0.532	0.145	4.35E-30	NK cells	Gimap3
Rinl	2.67E-34	1.017774	0.502	0.122	4.69E-30	NK cells	Rinl
Gimap12	6.69E-34	0.881388	0.609	0.219	1.17E-29	NK cells	Gimap1
Zfp36l27	4.28E-33	0.81368	0.813	0.539	7.51E-29	NK cells	Zfp36l2
Ifngr13	2.87E-31	0.930762	0.729	0.403	5.03E-27	NK cells	Ifngr1
Efhd22	1.55E-30	1.05797	0.585	0.233	2.73E-26	NK cells	Efhd2
H2-K19	2.52E-30	0.792697	0.866	0.681	4.42E-26	NK cells	H2-K1
Sh3bgrl39	1.22E-29	0.725971	0.823	0.622	2.14E-25	NK cells	Sh3bgrl3
Bin21	1.27E-29	0.955219	0.502	0.18	2.22E-25	NK cells	Bin2
Arhgdib6	6.30E-29	0.752643	0.773	0.457	1.11E-24	NK cells	Arhgdib
Pik3r1	3.74E-27	0.888158	0.592	0.285	6.57E-23	NK cells	Pik3r1
Hmha14	1.82E-26	0.761934	0.622	0.311	3.20E-22	NK cells	Hmha1
Fxyd55	5.26E-26	0.784639	0.739	0.416	9.23E-22	NK cells	Fxyd5
Ppia6	5.29E-26	0.514529	0.933	0.879	9.28E-22	NK cells	Ppia
Bcl22	2.12E-25	0.87015	0.545	0.233	3.72E-21	NK cells	Bcl2
Rpl13a8	2.60E-24	0.303655	1	0.977	4.56E-20	NK cells	Rpl13a
Itgb22	2.86E-22	0.886606	0.535	0.228	5.01E-18	NK cells	Itgb2
Shisa59	4.63E-22	0.69152	0.729	0.519	8.13E-18	NK cells	Shisa5
Myl65	5.36E-22	0.581319	0.856	0.749	9.41E-18	NK cells	Myl6
Ccnd23	1.62E-21	0.816706	0.602	0.308	2.84E-17	NK cells	Ccnd2
Rps27rt10	4.07E-21	0.266875	1	0.93	7.14E-17	NK cells	Rps27rt
Rpl2710	4.30E-21	0.384755	0.953	0.901	7.54E-17	NK cells	Rpl27
Gimap62	5.58E-21	0.63121	0.505	0.225	9.80E-17	NK cells	Gimap6
Ctsd1	5.47E-20	0.27093	0.739	0.394	9.60E-16	NK cells	Ctsd
Rpl199	4.25E-19	0.276794	0.997	0.962	7.46E-15	NK cells	Rpl19
Sub112	9.32E-19	0.562285	0.773	0.606	1.64E-14	NK cells	Sub1
Vasp3	1.76E-18	0.66887	0.575	0.368	3.09E-14	NK cells	Vasp
Klf210	2.02E-18	0.42566	0.789	0.509	3.54E-14	NK cells	Klf2
Arpc28	7.97E-18	0.468402	0.836	0.655	1.40E-13	NK cells	Arpc2
Btg19	1.11E-17	0.404629	0.943	0.812	1.95E-13	NK cells	Btg1
Cfl17	1.53E-17	0.524878	0.856	0.77	2.69E-13	NK cells	Cfl1
Eef1a19	1.87E-17	0.290161	0.997	0.974	3.28E-13	NK cells	Eef1a1
Pdcd42	8.67E-17	0.653467	0.592	0.348	1.52E-12	NK cells	Pdcd4
Ywhaq	1.33E-16	0.754682	0.592	0.375	2.34E-12	NK cells	Ywhaq
Arpc1b8	3.15E-16	0.533097	0.843	0.664	5.53E-12	NK cells	Arpc1b
Rpl27-ps31	8.08E-16	0.444583	0.866	0.751	1.42E-11	NK cells	Rpl27-ps3
Cnn22	1.83E-15	0.666704	0.565	0.341	3.22E-11	NK cells	Cnn2
Ccnd32	5.37E-15	0.701226	0.528	0.318	9.43E-11	NK cells	Ccnd3
Hmgb22	6.09E-15	0.715235	0.545	0.323	1.07E-10	NK cells	Hmgb2

B2m5	8.20E-15	0.328161	0.973	0.928	1.44E-10	NK cells	B2m
Rps1112	1.09E-14	0.267118	0.993	0.95	1.91E-10	NK cells	Rps11
Ets14	6.81E-14	0.523908	0.505	0.28	1.20E-09	NK cells	Ets1
Coro1a7	1.80E-13	0.398617	0.712	0.461	3.16E-09	NK cells	Coro1a
Gm98443	2.32E-13	0.626986	0.585	0.402	4.07E-09	NK cells	Gm9844
Hn12	3.75E-13	0.519506	0.552	0.394	6.59E-09	NK cells	Hn1
Calm25	5.83E-13	0.46472	0.756	0.637	1.02E-08	NK cells	Calm2
Ubb2	5.99E-13	0.353105	0.873	0.849	1.05E-08	NK cells	Ubb
Gm118081	1.34E-12	0.271899	0.926	0.799	2.35E-08	NK cells	Gm11808
Actr310	1.78E-12	0.564283	0.706	0.508	3.12E-08	NK cells	Actr3
Cdc426	1.89E-12	0.49828	0.769	0.662	3.31E-08	NK cells	Cdc42
Actg110	2.36E-12	0.361426	0.893	0.838	4.14E-08	NK cells	Actg1
Psmb84	4.37E-12	0.580448	0.582	0.412	7.67E-08	NK cells	Psmb8
Capzb6	6.24E-12	0.594185	0.635	0.49	1.09E-07	NK cells	Capzb
Itgb12	6.29E-12	0.712948	0.599	0.412	1.10E-07	NK cells	Itgb1
Rpl13a-ps1	2.47E-11	0.487577	0.669	0.491	4.34E-07	NK cells	Rpl13a-ps1
Ostf12	2.76E-11	0.538798	0.589	0.426	4.85E-07	NK cells	Ostf1
Rpl23a-ps3	3.72E-11	0.263594	0.967	0.906	6.53E-07	NK cells	Rpl23a-ps3
Tpm34	4.09E-11	0.519773	0.662	0.539	7.18E-07	NK cells	Tpm3
Rap1b4	1.88E-10	0.612211	0.622	0.504	3.30E-06	NK cells	Rap1b
Atp5h1	2.50E-10	0.473287	0.726	0.624	4.39E-06	NK cells	Atp5h
Oaz12	2.59E-10	0.273728	0.896	0.877	4.55E-06	NK cells	Oaz1
Ahnak8	5.57E-10	0.528476	0.793	0.596	9.77E-06	NK cells	Ahnak
Anxa23	7.64E-10	0.541469	0.545	0.386	1.34E-05	NK cells	Anxa2
Tspo1	7.89E-10	0.418586	0.579	0.435	1.39E-05	NK cells	Tspo
Mbnl18	1.15E-09	0.379125	0.736	0.674	2.01E-05	NK cells	Mbnl1
Cox8a2	2.46E-09	0.376601	0.839	0.778	4.33E-05	NK cells	Cox8a
Ppp1ca6	6.35E-09	0.446467	0.622	0.511	0.000112	NK cells	Ppp1ca
Emp32	1.52E-08	0.526177	0.592	0.444	0.000267	NK cells	Emp3
Pabpc19	2.01E-08	0.324165	0.806	0.703	0.000354	NK cells	Pabpc1
Srgn2	5.69E-08	0.289117	0.525	0.361	0.000998	NK cells	Srgn
Tpm41	1.83E-07	0.538231	0.532	0.407	0.003205	NK cells	Tpm4
Cap11	3.00E-07	0.428915	0.525	0.383	0.005271	NK cells	Cap1
Rpl10-ps38	5.55E-07	0.272779	0.91	0.857	0.009749	NK cells	Rpl10-ps3
Serbp14	5.56E-07	0.341193	0.709	0.625	0.009761	NK cells	Serbp1
Hspa89	1.00E-06	0.28298	0.796	0.726	0.01763	NK cells	Hspa8
Cyba8	1.53E-06	0.27837	0.696	0.616	0.026933	NK cells	Cyba
Ankrd11	3.37E-06	0.47885	0.522	0.424	0.059127	NK cells	Ankrd11
Arpc37	4.98E-06	0.408633	0.579	0.491	0.087488	NK cells	Arpc3
Hnrnpf7	5.49E-06	0.360648	0.672	0.584	0.096418	NK cells	Hnrnpf
PISD2	2.09E-05	0.520015	0.522	0.453	0.366859	NK cells	PISD
Rpl36-ps39	2.34E-05	0.310149	0.642	0.574	0.41047	NK cells	Rpl36-ps3
Atp5d1	5.03E-05	0.375284	0.528	0.484	0.883302	NK cells	Atp5d
Atp5j22	0.000131	0.304171	0.632	0.586	1	NK cells	Atp5j2
Eif5a2	0.000141	0.354411	0.656	0.626	1	NK cells	Eif5a
Reep51	0.000224	0.343106	0.525	0.441	1	NK cells	Reep5
Tpr	0.00026	0.281335	0.508	0.437	1	NK cells	Tpr

Ncl5	0.00051	0.288178	0.555	0.516	1	NK cells	Ncl
Clic18	0.000559	0.309823	0.569	0.509	1	NK cells	Clic1
Tma75	0.000616	0.288152	0.662	0.597	1	NK cells	Tma7
H2afj1	0.000774	0.251812	0.508	0.454	1	NK cells	H2afj
Ndufa44	0.001421	0.25499	0.619	0.556	1	NK cells	Ndufa4
Tra2b4	0.008417	0.297619	0.562	0.533	1	NK cells	Tra2b
Mgp4	9.09E-59	1.216996	0.982	0.4	1.60E-54	Fibroblast-4	Mgp
Gpc33	1.05E-55	1.75563	0.703	0.168	1.85E-51	Fibroblast-4	Gpc3
Inmt3	9.26E-55	1.172352	0.869	0.245	1.63E-50	Fibroblast-4	Inmt
Pam4	2.47E-54	1.696924	0.815	0.277	4.34E-50	Fibroblast-4	Pam
Timp34	7.76E-48	1.224009	0.851	0.312	1.36E-43	Fibroblast-4	Timp3
Gsn3	1.43E-47	0.981514	0.937	0.406	2.50E-43	Fibroblast-4	Gsn
Limch12	3.23E-47	1.286358	0.716	0.183	5.66E-43	Fibroblast-4	Limch1
Sparcl14	5.47E-46	1.276386	0.779	0.265	9.60E-42	Fibroblast-4	Sparcl1
Igfbp74	1.15E-43	0.95662	0.878	0.345	2.02E-39	Fibroblast-4	Igfbp7
Bgn4	5.94E-37	1.041583	0.815	0.298	1.04E-32	Fibroblast-4	Bgn
Ogn4	1.03E-36	1.105374	0.766	0.262	1.81E-32	Fibroblast-4	Ogn
Col1a14	2.62E-36	1.162532	0.707	0.247	4.60E-32	Fibroblast-4	Col1a1
Pcolce23	3.17E-36	1.039577	0.725	0.247	5.56E-32	Fibroblast-4	Pcolce2
Col1a23	7.71E-36	0.846397	0.748	0.264	1.35E-31	Fibroblast-4	Col1a2
Nfib5	8.89E-32	1.041378	0.802	0.337	1.56E-27	Fibroblast-4	Nfib
Nbl13	1.26E-31	0.968874	0.68	0.241	2.21E-27	Fibroblast-4	Nbl1
Fxyd14	3.37E-30	1.00693	0.671	0.248	5.92E-26	Fibroblast-4	Fxyd1
Fth112	1.16E-29	0.670908	0.995	0.962	2.04E-25	Fibroblast-4	Fth1
Fhl13	2.38E-28	0.891866	0.676	0.253	4.18E-24	Fibroblast-4	Fhl1
Gpx33	1.89E-26	0.912037	0.707	0.284	3.32E-22	Fibroblast-4	Gpx3
Serping13	2.39E-26	0.807684	0.64	0.244	4.20E-22	Fibroblast-4	Serping1
Igfbp63	2.95E-26	0.950263	0.55	0.187	5.19E-22	Fibroblast-4	Igfbp6
Col3a14	7.25E-26	0.655212	0.734	0.299	1.27E-21	Fibroblast-4	Col3a1
Fmo24	1.18E-25	0.869951	0.694	0.273	2.07E-21	Fibroblast-4	Fmo2
Pdgfra3	3.20E-25	0.887529	0.541	0.178	5.62E-21	Fibroblast-4	Pdgfra
Clec3b3	2.58E-24	0.748398	0.568	0.19	4.53E-20	Fibroblast-4	Clec3b
Lbh3	1.55E-23	0.92424	0.671	0.363	2.71E-19	Fibroblast-4	Lbh
Mfap43	5.18E-23	0.584301	0.554	0.201	9.10E-19	Fibroblast-4	Mfap4
Dpt4	6.27E-23	0.869494	0.581	0.215	1.10E-18	Fibroblast-4	Dpt
Sparc4	8.07E-23	0.78022	0.658	0.301	1.42E-18	Fibroblast-4	Sparc
Apoe4	8.33E-23	0.658998	0.779	0.431	1.46E-18	Fibroblast-4	Apoe
Rbp13	1.42E-22	0.902667	0.532	0.194	2.49E-18	Fibroblast-4	Rbp1
Nfia3	4.82E-22	1.007542	0.559	0.246	8.46E-18	Fibroblast-4	Nfia
Gas64	1.45E-21	0.844876	0.554	0.235	2.54E-17	Fibroblast-4	Gas6
Tns12	2.13E-21	0.842693	0.626	0.321	3.75E-17	Fibroblast-4	Tns1
Sod34	3.16E-21	0.730758	0.581	0.238	5.54E-17	Fibroblast-4	Sod3
Plpp34	7.93E-21	0.791538	0.604	0.276	1.39E-16	Fibroblast-4	Plpp3
Cfh3	4.05E-20	0.809232	0.545	0.233	7.11E-16	Fibroblast-4	Cfh
Igfbp42	6.47E-20	0.717931	0.599	0.263	1.14E-15	Fibroblast-4	Igfbp4
Dpysl24	6.92E-20	0.956062	0.721	0.44	1.21E-15	Fibroblast-4	Dpysl2
Csrp14	1.54E-19	0.865364	0.658	0.327	2.70E-15	Fibroblast-4	Csrp1

Cyr614	1.73E-19	0.92317	0.617	0.249	3.05E-15	Fibroblast-4	Cyr61
Ltbp44	4.09E-19	0.718264	0.577	0.254	7.19E-15	Fibroblast-4	Ltbp4
Cd814	9.29E-18	0.708991	0.73	0.434	1.63E-13	Fibroblast-4	Cd81
Timp23	1.20E-15	0.743473	0.64	0.364	2.11E-11	Fibroblast-4	Timp2
Sptbn14	4.10E-15	0.729732	0.685	0.448	7.19E-11	Fibroblast-4	Sptbn1
Pbx14	5.58E-15	0.78437	0.55	0.302	9.79E-11	Fibroblast-4	Pbx1
Cst311	4.74E-14	0.298224	0.887	0.709	8.32E-10	Fibroblast-4	Cst3
Nupr14	1.35E-13	0.888632	0.505	0.268	2.37E-09	Fibroblast-4	Nupr1
Ptms9	1.54E-12	0.654161	0.685	0.482	2.70E-08	Fibroblast-4	Ptms
Macf12	8.52E-12	0.764764	0.658	0.469	1.50E-07	Fibroblast-4	Macf1
Ifitm310	9.98E-12	0.358679	0.784	0.474	1.75E-07	Fibroblast-4	Ifitm3
Nenf4	1.14E-11	0.614771	0.527	0.362	2.00E-07	Fibroblast-4	Nenf
Sh3bgrl6	1.43E-11	0.752347	0.644	0.465	2.51E-07	Fibroblast-4	Sh3bgrl
Tuba1a3	1.97E-11	0.752582	0.536	0.344	3.47E-07	Fibroblast-4	Tuba1a
Rarres24	2.60E-11	0.490587	0.527	0.269	4.57E-07	Fibroblast-4	Rarres2
Egr13	3.48E-10	0.557564	0.608	0.411	6.11E-06	Fibroblast-4	Egr1
Zbtb205	4.94E-10	0.653035	0.635	0.449	8.67E-06	Fibroblast-4	Zbtb20
Ifitm25	7.01E-10	0.513577	0.622	0.412	1.23E-05	Fibroblast-4	Ifitm2
Zfp36l15	9.63E-10	0.521795	0.631	0.474	1.69E-05	Fibroblast-4	Zfp36l1
S100a69	1.94E-09	0.277867	0.788	0.556	3.40E-05	Fibroblast-4	S100a6
Hmgb16	7.65E-07	0.351509	0.748	0.738	0.013429	Fibroblast-4	Hmgb1
Gstm14	8.74E-07	0.514628	0.545	0.365	0.015338	Fibroblast-4	Gstm1
Id35	9.41E-07	0.508811	0.541	0.34	0.016522	Fibroblast-4	Id3
Sepw110	1.81E-06	0.444512	0.68	0.668	0.031743	Fibroblast-4	Sepw1
Nisch3	3.55E-06	0.545906	0.505	0.418	0.06229	Fibroblast-4	Nisch
Malat18	9.60E-06	0.336245	0.946	0.998	0.168503	Fibroblast-4	Malat1
Junb12	3.18E-05	0.316114	0.752	0.762	0.557639	Fibroblast-4	Junb
Rrbp18	6.44E-05	0.492199	0.559	0.525	1	Fibroblast-4	Rrbp1
Btg210	0.000141	0.509057	0.752	0.688	1	Fibroblast-4	Btg2
Ahnak9	0.000155	0.391157	0.635	0.601	1	Fibroblast-4	Ahnak
Zeb25	0.000184	0.450235	0.505	0.44	1	Fibroblast-4	Zeb2
Jun-05	0.00019	0.439645	0.55	0.458	1	Fibroblast-4	Jun
Sec61g5	0.000359	0.268438	0.671	0.708	1	Fibroblast-4	Sec61g
Sepp19	0.000533	0.305722	0.631	0.553	1	Fibroblast-4	Sepp1
Sep1511	0.000891	0.368648	0.577	0.562	1	Fibroblast-4	Sep-15
Pfdn52	0.002736	0.254571	0.68	0.761	1	Fibroblast-4	Pfdn5
Pnrc14	0.007128	0.307533	0.577	0.604	1	Fibroblast-4	Pnrc1
Cd3g2	3.94E-88	1.949178	0.86	0.11	6.91E-84	NKT/T cells	Cd3g
Il7r2	1.83E-85	2.068521	0.86	0.109	3.22E-81	NKT/T cells	Il7r
S100a42	3.73E-73	1.767533	0.86	0.197	6.55E-69	NKT/T cells	S100a4
Il18r1	1.34E-72	1.624104	0.698	0.052	2.36E-68	NKT/T cells	Il18r1
Cxcr6	4.99E-71	1.680021	0.619	0.025	8.76E-67	NKT/T cells	Cxcr6
Cd3e1	4.83E-70	1.549227	0.712	0.08	8.48E-66	NKT/T cells	Cd3e
Thy11	2.10E-59	1.654126	0.628	0.063	3.70E-55	NKT/T cells	Thy1
Pxdc1	6.73E-55	1.448317	0.595	0.079	1.18E-50	NKT/T cells	Pxdc1
Ramp12	7.94E-53	1.48408	0.763	0.216	1.39E-48	NKT/T cells	Ramp1
Cd3d2	2.63E-51	1.269849	0.693	0.11	4.62E-47	NKT/T cells	Cd3d

Lat3	8.06E-51	1.329528	0.67	0.1	1.42E-46	NKT/T cells Lat
Ccnd24	2.25E-49	1.279471	0.823	0.306	3.95E-45	NKT/T cells Ccnd2
Hcst3	1.94E-47	1.176658	0.749	0.21	3.40E-43	NKT/T cells Hcst
Icos	1.22E-43	1.278912	0.502	0.033	2.14E-39	NKT/T cells Icos
Bcl11b	3.08E-43	1.23896	0.553	0.067	5.40E-39	NKT/T cells Bcl11b
Maf1	1.06E-41	1.201764	0.656	0.155	1.86E-37	NKT/T cells Maf
Ptprcap3	1.23E-40	1.028524	0.753	0.226	2.15E-36	NKT/T cells Ptprcap
Id23	1.38E-40	1.213638	0.809	0.29	2.42E-36	NKT/T cells Id2
Ccr22	7.09E-40	1.078083	0.619	0.122	1.24E-35	NKT/T cells Ccr2
Ifngr14	4.56E-38	1.168872	0.786	0.404	8.00E-34	NKT/T cells Ifngr1
Sh3bgrl311	4.63E-37	0.770836	0.907	0.622	8.14E-33	NKT/T cells Sh3bgrl3
Rinl1	1.25E-36	1.11397	0.553	0.124	2.19E-32	NKT/T cells Rinl
Cd527	2.86E-36	0.759643	0.902	0.458	5.01E-32	NKT/T cells Cd52
Ltb4	1.47E-34	0.979434	0.716	0.233	2.58E-30	NKT/T cells Ltb
Rps2410	1.90E-34	0.46902	1	0.973	3.33E-30	NKT/T cells Rps24
Rplp29	5.40E-34	0.443979	1	0.977	9.47E-30	NKT/T cells Rplp2
S100a610	1.00E-33	0.911031	0.902	0.554	1.76E-29	NKT/T cells S100a6
Lmo42	7.22E-31	0.997552	0.809	0.457	1.27E-26	NKT/T cells Lmo4
Tpt16	7.77E-31	0.416744	1	0.98	1.36E-26	NKT/T cells Tpt1
Rpl147	2.12E-30	0.472776	1	0.952	3.72E-26	NKT/T cells Rpl14
Rpl13a10	3.69E-30	0.440098	1	0.977	6.47E-26	NKT/T cells Rpl13a
Rps1411	1.38E-29	0.407425	1	0.975	2.42E-25	NKT/T cells Rps14
Gimap33	2.33E-29	0.972868	0.6	0.147	4.09E-25	NKT/T cells Gimap3
Emb1	3.70E-29	1.002542	0.553	0.162	6.50E-25	NKT/T cells Emb
Ppia8	5.34E-29	0.567224	0.967	0.879	9.38E-25	NKT/T cells Ppia
Selplg4	2.17E-28	0.930335	0.698	0.289	3.81E-24	NKT/T cells Selplg
Rps168	2.98E-28	0.367243	0.995	0.976	5.23E-24	NKT/T cells Rps16
Cd821	5.71E-28	0.872033	0.577	0.206	1.00E-23	NKT/T cells Cd82
Rplp17	1.22E-27	0.406684	0.995	0.979	2.15E-23	NKT/T cells Rplp1
Tmem176a	5.13E-26	0.838494	0.674	0.27	9.00E-22	NKT/T cells Tmem176a
Gm118081	1.13E-25	0.572914	0.967	0.799	1.98E-21	NKT/T cells Gm11808
Ptpn186	3.95E-25	0.719803	0.823	0.421	6.94E-21	NKT/T cells Ptpn18
Rps1114	6.91E-25	0.451264	1	0.951	1.21E-20	NKT/T cells Rps11
Rps1810	1.28E-24	0.36183	0.986	0.954	2.25E-20	NKT/T cells Rps18
S100a109	1.36E-24	0.756701	0.865	0.625	2.38E-20	NKT/T cells S100a10
Tmem176b	6.51E-24	0.69346	0.688	0.307	1.14E-19	NKT/T cells Tmem176b
Lgals19	7.67E-24	0.769297	0.86	0.536	1.35E-19	NKT/T cells Lgals1
Rps217	8.48E-24	0.365155	0.991	0.967	1.49E-19	NKT/T cells Rps21
Rps2710	8.59E-24	0.308131	1	0.993	1.51E-19	NKT/T cells Rps27
Wdr8911	8.70E-24	0.486715	0.972	0.89	1.53E-19	NKT/T cells Wdr89
Rpl1210	3.04E-23	0.446596	0.986	0.894	5.33E-19	NKT/T cells Rpl12
Rpl1910	5.46E-23	0.389958	1	0.963	9.58E-19	NKT/T cells Rpl19
Rpl37a8	5.84E-23	0.305844	1	0.986	1.03E-18	NKT/T cells Rpl37a
Rac25	8.02E-23	0.590626	0.791	0.439	1.41E-18	NKT/T cells Rac2
Rora	1.27E-22	0.869816	0.512	0.178	2.23E-18	NKT/T cells Rora
Pfn110	4.94E-22	0.498796	0.944	0.829	8.67E-18	NKT/T cells Pfn1
Gm100738	5.90E-22	0.509157	0.981	0.868	1.04E-17	NKT/T cells Gm10073

Rps57	1.36E-21	0.367679	0.986	0.952	2.39E-17	NKT/T cells Rps5
Eef1a111	2.95E-21	0.361096	1	0.974	5.19E-17	NKT/T cells Eef1a1
Rps27rt12	4.28E-21	0.354639	1	0.93	7.52E-17	NKT/T cells Rps27rt
Rpl308	1.55E-20	0.389794	0.981	0.929	2.72E-16	NKT/T cells Rpl30
Rpl118	3.51E-20	0.328169	0.981	0.944	6.17E-16	NKT/T cells Rpl11
Rpl23a6	3.70E-20	0.326269	0.995	0.965	6.49E-16	NKT/T cells Rpl23a
Gm269171	3.97E-20	0.782097	0.623	0.346	6.97E-16	NKT/T cells Gm26917
Rpl386	4.95E-20	0.327994	1	0.969	8.70E-16	NKT/T cells Rpl38
Oaz13	7.43E-20	0.422674	0.94	0.876	1.30E-15	NKT/T cells Oaz1
Arf53	1.12E-19	0.657286	0.786	0.576	1.97E-15	NKT/T cells Arf5
Rpl59	1.49E-19	0.44386	0.967	0.829	2.61E-15	NKT/T cells Rpl5
Rps710	1.70E-19	0.34205	0.991	0.942	2.99E-15	NKT/T cells Rps7
S100a117	2.99E-19	0.573224	0.86	0.647	5.25E-15	NKT/T cells S100a11
Sptssa	4.86E-19	0.754376	0.6	0.34	8.53E-15	NKT/T cells Sptssa
Tmsb108	7.76E-19	0.397866	1	0.948	1.36E-14	NKT/T cells Tmsb10
Rpl1712	8.43E-19	0.301026	0.995	0.962	1.48E-14	NKT/T cells Rpl17
Rps27a11	1.00E-18	0.29253	0.995	0.966	1.76E-14	NKT/T cells Rps27a
Rpl2712	2.52E-18	0.378108	0.972	0.901	4.42E-14	NKT/T cells Rpl27
Rps237	6.08E-18	0.26536	0.995	0.98	1.07E-13	NKT/T cells Rps23
Rps298	8.21E-18	0.250263	1	0.994	1.44E-13	NKT/T cells Rps29
Tmsb4x11	9.55E-18	0.259387	1	0.992	1.68E-13	NKT/T cells Tmsb4x
Rpl13a-ps1	2.14E-17	0.573439	0.735	0.491	3.75E-13	NKT/T cells Rpl13a-ps1
Il2rg1	2.29E-17	0.75389	0.526	0.209	4.03E-13	NKT/T cells Il2rg
AW112010	2.84E-17	0.427173	0.595	0.301	4.99E-13	NKT/T cells AW112010
Rps127	6.81E-17	0.317018	0.995	0.948	1.20E-12	NKT/T cells Rps12
Rps12-ps31	1.33E-16	0.355872	0.967	0.889	2.33E-12	NKT/T cells Rps12-ps3
Ets15	2.25E-16	0.550168	0.623	0.279	3.96E-12	NKT/T cells Ets1
Rplp010	4.95E-16	0.334671	0.991	0.927	8.68E-12	NKT/T cells Rplp0
Cfl19	4.98E-16	0.472495	0.902	0.77	8.74E-12	NKT/T cells Cfl1
Rps157	1.43E-15	0.263195	1	0.966	2.52E-11	NKT/T cells Rps15
Stk24	2.71E-15	0.701499	0.54	0.272	4.76E-11	NKT/T cells Stk24
Rpl410	4.63E-15	0.353958	0.991	0.899	8.13E-11	NKT/T cells Rpl4
Rpl136	4.76E-15	0.286871	1	0.975	8.36E-11	NKT/T cells Rpl13
Rpl27a6	6.00E-15	0.28297	0.991	0.969	1.05E-10	NKT/T cells Rpl27a
Rpl23a-ps3	6.38E-15	0.327526	0.977	0.906	1.12E-10	NKT/T cells Rpl23a-ps3
Ncor1	7.94E-15	0.752275	0.647	0.426	1.39E-10	NKT/T cells Ncor1
Dock2	8.18E-15	0.625394	0.516	0.227	1.44E-10	NKT/T cells Dock2
Rps1312	1.16E-14	0.287414	0.981	0.942	2.04E-10	NKT/T cells Rps13
Gm949311	1.24E-14	0.326192	0.963	0.834	2.18E-10	NKT/T cells Gm9493
Rpsa12	1.38E-14	0.309303	0.981	0.904	2.41E-10	NKT/T cells Rpsa
Arhgdib7	2.37E-14	0.380912	0.74	0.46	4.16E-10	NKT/T cells Arhgdib
Rps15a10	2.50E-14	0.287489	1	0.958	4.38E-10	NKT/T cells Rps15a
Rpl86	3.37E-14	0.275834	0.995	0.947	5.91E-10	NKT/T cells Rpl8
Rpl3211	5.37E-14	0.274857	1	0.962	9.43E-10	NKT/T cells Rpl32
Capg2	6.68E-14	0.598223	0.516	0.258	1.17E-09	NKT/T cells Capg
Rps311	7.17E-14	0.273706	1	0.939	1.26E-09	NKT/T cells Rps3
Gm873012	8.90E-14	0.340021	0.944	0.784	1.56E-09	NKT/T cells Gm8730

Ldha2	1.80E-13	0.5836	0.609	0.385	3.16E-09	NKT/T cells Ldha
Rpl366	2.28E-13	0.29004	1	0.961	4.01E-09	NKT/T cells Rpl36
Rpl349	2.69E-13	0.253188	1	0.959	4.73E-09	NKT/T cells Rpl34
Gimap13	4.16E-13	0.629627	0.507	0.224	7.30E-09	NKT/T cells Gimap1
Rps610	5.91E-13	0.280359	0.991	0.941	1.04E-08	NKT/T cells Rps6
Rpl9-ps612	7.12E-13	0.30685	0.963	0.831	1.25E-08	NKT/T cells Rpl9-ps6
Uba528	1.92E-12	0.436377	0.819	0.606	3.36E-08	NKT/T cells Uba52
Rps109	2.07E-12	0.279898	0.991	0.936	3.63E-08	NKT/T cells Rps10
Zfp36l29	7.28E-12	0.45352	0.73	0.543	1.28E-07	NKT/T cells Zfp36l2
Rpl27-ps31	7.97E-12	0.378225	0.916	0.751	1.40E-07	NKT/T cells Rpl27-ps3
Fxyd56	1.38E-11	0.414814	0.707	0.42	2.43E-07	NKT/T cells Fxyd5
Rps218	1.92E-11	0.284296	0.967	0.928	3.37E-07	NKT/T cells Rps2
Rps18-ps31	2.19E-11	0.368903	0.874	0.683	3.84E-07	NKT/T cells Rps18-ps3
Ly6e12	3.98E-11	0.255021	0.809	0.583	6.99E-07	NKT/T cells Ly6e
Selt	4.08E-10	0.636232	0.512	0.307	7.16E-06	NKT/T cells Selt
Shisa511	5.11E-10	0.46539	0.721	0.521	8.97E-06	NKT/T cells Shisa5
1810058I24	7.56E-10	0.515122	0.553	0.348	1.33E-05	NKT/T cells 1810058I24Rik
Rpl299	4.09E-09	0.283352	0.963	0.892	7.18E-05	NKT/T cells Rpl29
Rpl1813	4.88E-09	0.293264	0.963	0.911	8.56E-05	NKT/T cells Rpl18
Pdcd43	1.19E-08	0.533367	0.558	0.351	0.000209	NKT/T cells Pdcd4
Laptm53	1.23E-08	0.29785	0.698	0.41	0.000216	NKT/T cells Laptm5
Limd24	1.40E-08	0.335061	0.572	0.344	0.000245	NKT/T cells Limd2
Sub114	1.65E-08	0.32105	0.767	0.607	0.00029	NKT/T cells Sub1
Rpl13-ps31	1.94E-08	0.319077	0.828	0.69	0.000341	NKT/T cells Rpl13-ps3
Prdx62	2.95E-08	0.426927	0.507	0.331	0.000517	NKT/T cells Prdx6
Rpl227	3.03E-08	0.259193	0.944	0.885	0.000532	NKT/T cells Rpl22
Psmb85	3.15E-08	0.452998	0.623	0.412	0.000552	NKT/T cells Psmb8
Atp2b11	3.74E-08	0.627341	0.586	0.384	0.000656	NKT/T cells Atp2b1
Cotl13	4.45E-08	0.498852	0.595	0.374	0.000781	NKT/T cells Cotl1
Gpsm31	5.46E-08	0.505062	0.521	0.318	0.000958	NKT/T cells Gpsm3
Rpl36-ps31	6.56E-08	0.288785	0.721	0.573	0.001152	NKT/T cells Rpl36-ps3
Lcp12	6.99E-08	0.270556	0.572	0.352	0.001228	NKT/T cells Lcp1
Srgn3	7.54E-08	0.283319	0.549	0.362	0.001324	NKT/T cells Srgn
Srrm21	7.77E-08	0.362192	0.767	0.655	0.001364	NKT/T cells Srrm2
Hmha15	8.94E-08	0.494152	0.53	0.316	0.00157	NKT/T cells Hmha1
Gm100361	9.19E-08	0.304304	0.772	0.608	0.001613	NKT/T cells Gm10036
Ubl52	1.09E-07	0.346636	0.674	0.576	0.001914	NKT/T cells Ubl5
Eef1b210	1.13E-07	0.297315	0.842	0.7	0.001978	NKT/T cells Eef1b2
Tagln28	1.32E-07	0.406264	0.712	0.557	0.00232	NKT/T cells Tagln2
Ppp1ca8	1.36E-07	0.331444	0.628	0.512	0.002388	NKT/T cells Ppp1ca
Serbp15	2.08E-07	0.33939	0.763	0.625	0.00365	NKT/T cells Serbp1
Ndufv31	3.07E-07	0.533361	0.553	0.377	0.005394	NKT/T cells Ndufv3
Gm613312	3.51E-07	0.340839	0.707	0.555	0.006154	NKT/T cells Gm6133
Ahnak10	5.29E-07	0.423458	0.777	0.598	0.009286	NKT/T cells Ahnak
Gmfg3	5.84E-07	0.345683	0.54	0.348	0.010261	NKT/T cells Gmfg
Stk17b3	6.90E-07	0.322057	0.53	0.377	0.012111	NKT/T cells Stk17b
Prr131	7.38E-07	0.363777	0.567	0.411	0.012964	NKT/T cells Prr13

Cdk2ap23	1.19E-06	0.403944	0.651	0.48	0.020956	NKT/T cells	Cdk2ap2
Snrpg4	1.48E-06	0.385396	0.767	0.657	0.025957	NKT/T cells	Snrpg
Saraf2	1.82E-06	0.480872	0.516	0.329	0.031887	NKT/T cells	Saraf
Atp5j23	1.85E-06	0.360876	0.693	0.585	0.032499	NKT/T cells	Atp5j2
Gm102631	1.88E-06	0.287558	0.837	0.697	0.03309	NKT/T cells	Gm10263
Cnbp2	2.01E-06	0.291648	0.66	0.52	0.035305	NKT/T cells	Cnbp
Aes1	2.24E-06	0.449779	0.535	0.384	0.039398	NKT/T cells	Aes
Actr312	2.95E-06	0.334869	0.642	0.511	0.05185	NKT/T cells	Actr3
Krtcap22	3.29E-06	0.373603	0.6	0.489	0.057749	NKT/T cells	Krtcap2
Pabpc111	4.66E-06	0.308776	0.86	0.702	0.08178	NKT/T cells	Pabpc1
Arf6	5.47E-06	0.403778	0.53	0.373	0.096031	NKT/T cells	Arf6
Tspo2	6.92E-06	0.430155	0.595	0.436	0.121509	NKT/T cells	Tspo
Snrpf3	7.26E-06	0.373931	0.605	0.488	0.127449	NKT/T cells	Snrpf
Cnn23	1.08E-05	0.405707	0.502	0.344	0.19015	NKT/T cells	Cnn2
Atp5h2	1.15E-05	0.335679	0.721	0.625	0.202024	NKT/T cells	Atp5h
Clic110	1.38E-05	0.362611	0.651	0.508	0.241793	NKT/T cells	Clic1
Gm98444	2.16E-05	0.363177	0.558	0.404	0.378509	NKT/T cells	Gm9844
Ogt1	2.57E-05	0.36349	0.6	0.477	0.450384	NKT/T cells	Ogt
Ndufa132	9.61E-05	0.328729	0.642	0.537	1	NKT/T cells	Ndufa13
Cox5a3	0.000215	0.326738	0.516	0.4	1	NKT/T cells	Cox5a
Mbnl19	0.000325	0.289854	0.767	0.674	1	NKT/T cells	Mbnl1
Tpm35	0.000335	0.295757	0.647	0.54	1	NKT/T cells	Tpm3
Nop10	0.000346	0.344093	0.553	0.446	1	NKT/T cells	Nop10
Prrc2c	0.000511	0.283526	0.516	0.418	1	NKT/T cells	Prrc2c
Cbx31	0.000608	0.288183	0.507	0.393	1	NKT/T cells	Cbx3
H2-K111	0.000789	0.278223	0.767	0.685	1	NKT/T cells	H2-K1
Tma77	0.001628	0.256624	0.674	0.597	1	NKT/T cells	Tma7
2310036O2	0.001814	0.297654	0.502	0.397	1	NKT/T cells	2310036O22Rik
Anp32b1	0.002745	0.268039	0.521	0.45	1	NKT/T cells	Anp32b
PISD3	0.003211	0.272692	0.586	0.452	1	NKT/T cells	PISD
Trem2	2.43E-108	1.812509	0.894	0.061	4.27E-104	Mo-AM	Trem2
Fabp5	2.17E-96	2.304894	0.903	0.112	3.81E-92	Mo-AM	Fabp5
Ctss2	1.17E-91	2.239569	0.981	0.36	2.06E-87	Mo-AM	Ctss
Ctsd2	1.90E-89	2.197252	0.99	0.392	3.34E-85	Mo-AM	Ctsd
Ftl110	1.39E-85	1.830365	1	0.938	2.43E-81	Mo-AM	Ftl1
Ccl62	5.34E-82	2.0292	0.966	0.247	9.37E-78	Mo-AM	Ccl6
Cd682	7.46E-82	1.273968	0.884	0.13	1.31E-77	Mo-AM	Cd68
Fth114	2.90E-81	1.741614	1	0.962	5.08E-77	Mo-AM	Fth1
Psap12	5.95E-80	1.70134	0.995	0.578	1.05E-75	Mo-AM	Psap
Bcl2a1b1	1.28E-78	1.216169	0.913	0.162	2.24E-74	Mo-AM	Bcl2a1b
Spp11	3.47E-76	2.250131	0.802	0.093	6.10E-72	Mo-AM	Spp1
Clec4n1	3.65E-75	1.340942	0.816	0.091	6.41E-71	Mo-AM	Clec4n
Lgals33	1.20E-74	1.797197	0.971	0.291	2.10E-70	Mo-AM	Lgals3
Atp6v0d21	6.51E-74	1.3317	0.816	0.106	1.14E-69	Mo-AM	Atp6v0d2
Syngr1	1.78E-72	1.151925	0.585	0.009	3.13E-68	Mo-AM	Syngr1
Mmp12	2.01E-72	1.988566	0.585	0.012	3.53E-68	Mo-AM	Mmp12
Fcgr32	2.89E-72	1.169292	0.855	0.133	5.07E-68	Mo-AM	Fcgr3

Lyz23	3.64E-70	1.696103	1	0.454	6.38E-66	Mo-AM	Lyz2
Lilrb4a2	4.15E-70	1.201987	0.845	0.131	7.29E-66	Mo-AM	Lilrb4a
Creg11	4.26E-70	1.236485	0.913	0.236	7.47E-66	Mo-AM	Creg1
Itgax1	4.28E-69	1.06255	0.821	0.115	7.51E-65	Mo-AM	Itgax
Wfdc171	1.32E-68	1.345324	0.787	0.097	2.31E-64	Mo-AM	Wfdc17
AF2517051	1.37E-67	1.008458	0.816	0.123	2.41E-63	Mo-AM	AF251705
Hexa3	5.67E-66	1.306992	0.918	0.257	9.95E-62	Mo-AM	Hexa
Ctsz3	9.13E-66	1.282503	0.947	0.362	1.60E-61	Mo-AM	Ctsz
Ctsb1	1.45E-65	1.412608	0.971	0.437	2.54E-61	Mo-AM	Ctsb
Rnf1492	1.67E-65	1.089216	0.865	0.179	2.94E-61	Mo-AM	Rnf149
AA467197	2.28E-65	1.017448	0.565	0.027	4.00E-61	Mo-AM	AA467197
Gpnmb	6.60E-65	1.506038	0.671	0.063	1.16E-60	Mo-AM	Gpnmb
Mpeg13	1.00E-64	1.231938	0.952	0.212	1.76E-60	Mo-AM	Mpeg1
Itgb23	2.30E-64	1.032389	0.874	0.224	4.04E-60	Mo-AM	Itgb2
Cd14	9.86E-64	1.051894	0.686	0.082	1.73E-59	Mo-AM	Cd14
Pld31	4.65E-63	1.174228	0.831	0.163	8.16E-59	Mo-AM	Pld3
Lipa1	1.17E-61	1.089513	0.865	0.211	2.06E-57	Mo-AM	Lipa
Trf3	2.99E-60	1.104677	0.928	0.263	5.25E-56	Mo-AM	Trf
Ucp24	2.45E-59	1.160142	0.976	0.453	4.30E-55	Mo-AM	Ucp2
Rgs1	4.42E-59	0.964037	0.667	0.083	7.75E-55	Mo-AM	Rgs1
Lilr4b	5.76E-59	0.951586	0.657	0.071	1.01E-54	Mo-AM	Lilr4b
Cstb1	6.45E-59	1.226454	0.932	0.338	1.13E-54	Mo-AM	Cstb
Fcgr2b	2.25E-58	0.972625	0.72	0.115	3.95E-54	Mo-AM	Fcgr2b
Cd634	4.60E-58	1.235583	0.942	0.312	8.07E-54	Mo-AM	Cd63
Gm101161	5.42E-58	1.23463	0.976	0.506	9.52E-54	Mo-AM	Gm10116
Cyba10	1.71E-57	1.117627	0.966	0.611	3.00E-53	Mo-AM	Cyba
Tyrobp4	3.04E-57	1.198193	0.99	0.34	5.34E-53	Mo-AM	Tyrobp
Sgk11	4.87E-57	1.207641	0.908	0.234	8.55E-53	Mo-AM	Sgk1
Cd91	1.74E-56	1.18206	0.971	0.329	3.06E-52	Mo-AM	Cd9
Ctsh3	5.23E-56	1.003923	0.903	0.254	9.19E-52	Mo-AM	Ctsh
Lgmn	1.35E-55	0.93207	0.787	0.17	2.36E-51	Mo-AM	Lgmn
Acp5	6.27E-55	1.015352	0.831	0.191	1.10E-50	Mo-AM	Acp5
Cd200r4	1.21E-54	0.761364	0.57	0.058	2.12E-50	Mo-AM	Cd200r4
Abhd121	1.69E-54	0.905749	0.816	0.177	2.96E-50	Mo-AM	Abhd12
Axl1	3.08E-54	0.933183	0.879	0.206	5.41E-50	Mo-AM	Axl
Camk11	1.37E-52	0.925076	0.807	0.198	2.40E-48	Mo-AM	Camk1
Clec4d	5.33E-52	0.83792	0.512	0.024	9.35E-48	Mo-AM	Clec4d
Ptafr	6.76E-52	0.866933	0.536	0.043	1.19E-47	Mo-AM	Ptafr
Csf2ra1	1.89E-51	0.856119	0.715	0.13	3.33E-47	Mo-AM	Csf2ra
C1qb	3.26E-51	1.10406	0.512	0.028	5.73E-47	Mo-AM	C1qb
Csf2rb1	8.29E-51	0.907404	0.783	0.139	1.45E-46	Mo-AM	Csf2rb
Cybb2	8.38E-51	0.973582	0.923	0.26	1.47E-46	Mo-AM	Cybb
Bcl2a1a1	1.23E-50	0.858339	0.734	0.124	2.17E-46	Mo-AM	Bcl2a1a
Fcer1g4	1.35E-50	0.997462	0.981	0.285	2.37E-46	Mo-AM	Fcer1g
Anxa3	1.87E-50	0.794356	0.763	0.125	3.29E-46	Mo-AM	Anxa3
Anxa41	1.09E-49	0.800944	0.72	0.136	1.92E-45	Mo-AM	Anxa4
Slc7a21	1.50E-49	0.842931	0.652	0.091	2.64E-45	Mo-AM	Slc7a2

Slc15a31	4.56E-49	0.708241	0.652	0.105	8.01E-45	Mo-AM	Slc15a3
Mrc11	1.16E-48	0.86587	0.768	0.134	2.04E-44	Mo-AM	Mrc1
Nceh11	2.38E-48	0.706045	0.734	0.131	4.18E-44	Mo-AM	Nceh1
Cd441	3.24E-48	0.925554	0.961	0.346	5.68E-44	Mo-AM	Cd44
Cd300lf1	1.45E-47	0.796238	0.589	0.076	2.54E-43	Mo-AM	Cd300lf
Txn15	2.44E-47	1.022379	0.957	0.487	4.28E-43	Mo-AM	Txn1
Akr1a18	9.57E-47	0.840603	0.971	0.529	1.68E-42	Mo-AM	Akr1a1
Tnfaip21	1.39E-46	0.760835	0.845	0.188	2.44E-42	Mo-AM	Tnfaip2
Ramp13	2.45E-46	0.863949	0.836	0.215	4.30E-42	Mo-AM	Ramp1
Sirpa2	5.92E-46	0.841542	0.831	0.2	1.04E-41	Mo-AM	Sirpa
Hvcn11	7.91E-46	0.622463	0.734	0.158	1.39E-41	Mo-AM	Hvcn1
Bst11	1.11E-45	0.680801	0.623	0.085	1.95E-41	Mo-AM	Bst1
Mfsd12	1.90E-45	0.697834	0.546	0.059	3.33E-41	Mo-AM	Mfsd12
Laptm54	1.99E-45	0.83876	0.971	0.404	3.50E-41	Mo-AM	Laptm5
Dhrs31	3.40E-45	0.679614	0.778	0.194	5.97E-41	Mo-AM	Dhrs3
Plin21	4.35E-45	0.883522	0.792	0.179	7.64E-41	Mo-AM	Plin2
Gpr137b	6.41E-45	0.758563	0.7	0.135	1.13E-40	Mo-AM	Gpr137b
Spi13	1.52E-44	0.760908	0.894	0.254	2.67E-40	Mo-AM	Spi1
Basp1	1.68E-44	0.744919	0.512	0.041	2.94E-40	Mo-AM	Basp1
Cd841	1.76E-43	0.747686	0.826	0.211	3.09E-39	Mo-AM	Cd84
Msrb12	1.98E-43	0.810167	0.928	0.309	3.48E-39	Mo-AM	Msrb1
Mertk1	6.33E-43	0.723774	0.614	0.095	1.11E-38	Mo-AM	Mertk
Bhlhe41	2.06E-42	0.962996	0.56	0.093	3.61E-38	Mo-AM	Bhlhe41
Gns1	2.42E-42	0.705736	0.797	0.208	4.25E-38	Mo-AM	Gns
Pla2g151	3.21E-42	0.668625	0.618	0.112	5.64E-38	Mo-AM	Pla2g15
Lamp110	4.30E-42	0.868439	0.957	0.56	7.54E-38	Mo-AM	Lamp1
Atp6v0b2	8.01E-42	0.779601	0.932	0.411	1.41E-37	Mo-AM	Atp6v0b
Ncf11	8.50E-42	0.725625	0.71	0.158	1.49E-37	Mo-AM	Ncf1
Abcg11	8.70E-42	0.664706	0.821	0.186	1.53E-37	Mo-AM	Abcg1
Alox5ap3	1.68E-41	0.726849	0.899	0.221	2.95E-37	Mo-AM	Alox5ap
Arl11	2.15E-41	0.609636	0.56	0.071	3.77E-37	Mo-AM	Arl11
Dab21	2.24E-41	0.754497	0.768	0.187	3.93E-37	Mo-AM	Dab2
Dtnbp1	2.32E-41	0.680742	0.638	0.132	4.07E-37	Mo-AM	Dtnbp1
Tgfbr11	2.33E-41	0.762782	0.72	0.179	4.09E-37	Mo-AM	Tgfbr1
Ltc4s1	2.35E-41	0.972669	0.618	0.101	4.13E-37	Mo-AM	Ltc4s
Shtn11	1.85E-40	0.573717	0.609	0.114	3.24E-36	Mo-AM	Shtn1
Cxcl16	2.03E-40	0.854532	0.623	0.104	3.56E-36	Mo-AM	Cxcl16
Plaur1	8.86E-40	0.673459	0.633	0.135	1.56E-35	Mo-AM	Plaur
Vat11	8.93E-40	0.716753	0.773	0.198	1.57E-35	Mo-AM	Vat1
Sgpl1	1.04E-39	0.581135	0.575	0.116	1.82E-35	Mo-AM	Sgpl1
Myof1	1.59E-39	0.653095	0.614	0.127	2.79E-35	Mo-AM	Myof
Metrnl1	1.72E-39	0.614648	0.628	0.128	3.02E-35	Mo-AM	Metrnl
Hebp11	2.85E-39	0.800827	0.681	0.133	5.01E-35	Mo-AM	Hebp1
Hk2	3.35E-39	0.657937	0.527	0.084	5.88E-35	Mo-AM	Hk2
AU020206	3.37E-39	0.678311	0.768	0.172	5.91E-35	Mo-AM	AU020206
Sirpb1c1	9.10E-39	0.676361	0.58	0.098	1.60E-34	Mo-AM	Sirpb1c
Sdcbp1	1.24E-38	0.848076	0.908	0.374	2.17E-34	Mo-AM	Sdcbp

Ctsc1	1.57E-38	0.802426	0.85	0.273	2.76E-34	Mo-AM	Ctsc
S100a12	1.98E-38	0.993609	0.816	0.244	3.47E-34	Mo-AM	S100a1
Cebpb12	1.99E-38	0.791276	0.986	0.507	3.49E-34	Mo-AM	Cebpb
Apoe5	3.06E-38	1.56522	0.865	0.43	5.36E-34	Mo-AM	Apoe
Prkcd3	2.88E-37	0.577712	0.768	0.24	5.06E-33	Mo-AM	Prkcd
Il181	3.77E-37	0.708437	0.618	0.127	6.61E-33	Mo-AM	Il18
Grn1	4.05E-37	0.762021	0.86	0.262	7.10E-33	Mo-AM	Grn
Plek1	4.22E-37	0.6823	0.783	0.205	7.41E-33	Mo-AM	Plek
Ahnak21	7.47E-37	0.734064	0.614	0.116	1.31E-32	Mo-AM	Ahnak2
Plekhm2	7.48E-37	0.525405	0.517	0.074	1.31E-32	Mo-AM	Plekhm2
Atp6v1c1	7.71E-37	0.659364	0.565	0.11	1.35E-32	Mo-AM	Atp6v1c1
Cndp2	7.86E-37	0.602795	0.594	0.113	1.38E-32	Mo-AM	Cndp2
Fn13	1.30E-36	1.099633	0.778	0.249	2.28E-32	Mo-AM	Fn1
Rgs102	1.32E-36	0.742325	0.783	0.219	2.32E-32	Mo-AM	Rgs10
Cd300a1	1.59E-36	0.575091	0.517	0.069	2.79E-32	Mo-AM	Cd300a
Gngt22	1.72E-36	0.70927	0.826	0.259	3.01E-32	Mo-AM	Gngt2
Bcl2a1d	3.34E-36	0.561428	0.546	0.088	5.86E-32	Mo-AM	Bcl2a1d
Csf1r1	3.69E-36	0.650671	0.609	0.112	6.48E-32	Mo-AM	Csf1r
Klhdc41	1.40E-35	0.702839	0.623	0.122	2.46E-31	Mo-AM	Klhdc4
Gda2	3.26E-35	0.649159	0.647	0.156	5.73E-31	Mo-AM	Gda
Capg3	3.71E-35	0.712166	0.816	0.252	6.51E-31	Mo-AM	Capg
Npc1	4.99E-35	0.533862	0.599	0.127	8.76E-31	Mo-AM	Npc1
Tmem189	5.02E-35	0.657466	0.58	0.111	8.82E-31	Mo-AM	Tmem189
Asah11	7.40E-35	0.649522	0.729	0.211	1.30E-30	Mo-AM	Asah1
Colgalt11	7.67E-35	0.611219	0.768	0.215	1.35E-30	Mo-AM	Colgalt1
Gapdh10	1.70E-34	0.755448	0.932	0.529	2.98E-30	Mo-AM	Gapdh
Atp6v1a1	4.39E-34	0.641807	0.676	0.169	7.70E-30	Mo-AM	Atp6v1a
Pirb1	6.41E-34	0.47342	0.585	0.131	1.12E-29	Mo-AM	Pirb
Bax1	1.17E-33	0.628715	0.826	0.325	2.06E-29	Mo-AM	Bax
Slc6a61	1.61E-33	0.684998	0.85	0.29	2.82E-29	Mo-AM	Slc6a6
Man2b1	4.02E-33	0.509255	0.575	0.125	7.06E-29	Mo-AM	Man2b1
Pgd1	4.29E-33	0.523523	0.589	0.154	7.53E-29	Mo-AM	Pgd
Tlr21	4.64E-33	0.617613	0.531	0.106	8.15E-29	Mo-AM	Tlr2
Lpl1	9.34E-33	0.831868	0.749	0.218	1.64E-28	Mo-AM	Lpl
Ear21	1.63E-32	0.79627	0.652	0.15	2.86E-28	Mo-AM	Ear2
Bri34	1.98E-32	0.748713	0.928	0.474	3.48E-28	Mo-AM	Bri3
Tnfrsf1b	2.22E-32	0.610179	0.575	0.116	3.91E-28	Mo-AM	Tnfrsf1b
Ctnnb11	2.32E-32	0.696744	0.816	0.273	4.07E-28	Mo-AM	Ctnnb1
Gng56	2.33E-32	0.562109	0.981	0.697	4.08E-28	Mo-AM	Gng5
Tcf7l21	2.53E-32	0.703879	0.754	0.201	4.44E-28	Mo-AM	Tcf7l2
Dmxl21	4.98E-32	0.583635	0.565	0.101	8.74E-28	Mo-AM	Dmxl2
Naaa1	5.05E-32	0.557422	0.71	0.183	8.86E-28	Mo-AM	Naaa
Cebpa	6.34E-32	0.681739	0.599	0.12	1.11E-27	Mo-AM	Cebpa
Vim11	6.50E-32	0.879689	0.981	0.704	1.14E-27	Mo-AM	Vim
Apobec1	7.91E-32	0.631599	0.527	0.104	1.39E-27	Mo-AM	Apobec1
Smpdl3a1	1.40E-31	0.51636	0.773	0.237	2.45E-27	Mo-AM	Smpdl3a
Ncf22	1.78E-31	0.511771	0.729	0.198	3.13E-27	Mo-AM	Ncf2

Soat11	3.74E-31	0.670579	0.734	0.181	6.57E-27	Mo-AM	Soat1
Lcp13	4.87E-31	0.659594	0.87	0.346	8.55E-27	Mo-AM	Lcp1
Litaf	8.05E-31	0.567378	0.715	0.208	1.41E-26	Mo-AM	Litaf
Rassf43	8.79E-31	0.586063	0.705	0.179	1.54E-26	Mo-AM	Rassf4
Cdkn1a2	2.15E-30	0.728803	0.754	0.241	3.77E-26	Mo-AM	Cdkn1a
Glipr11	2.27E-30	0.570888	0.594	0.12	3.99E-26	Mo-AM	Glipr1
Pkib1	3.46E-30	0.427416	0.546	0.123	6.08E-26	Mo-AM	Pkib
Atp6v0e5	3.83E-30	0.702332	0.942	0.524	6.73E-26	Mo-AM	Atp6v0e
Arpc210	5.15E-30	0.617719	0.981	0.654	9.04E-26	Mo-AM	Arpc2
Atp13a2	1.30E-29	0.520994	0.58	0.131	2.28E-25	Mo-AM	Atp13a2
Npc211	1.32E-29	0.572054	0.928	0.555	2.31E-25	Mo-AM	Npc2
Ctsa1	1.33E-29	0.647268	0.739	0.221	2.34E-25	Mo-AM	Ctsa
Adipor21	1.57E-29	0.583562	0.671	0.184	2.76E-25	Mo-AM	Adipor2
Myo5a	2.19E-29	0.524595	0.512	0.094	3.85E-25	Mo-AM	Myo5a
Fxyd57	2.96E-29	0.695252	0.923	0.415	5.19E-25	Mo-AM	Fxyd5
Atp6v1b21	3.67E-29	0.552415	0.647	0.184	6.45E-25	Mo-AM	Atp6v1b2
Ptpre2	4.47E-29	0.569323	0.638	0.165	7.85E-25	Mo-AM	Ptpre
Mt12	1.83E-28	0.66263	0.821	0.264	3.21E-24	Mo-AM	Mt1
Cox4i14	1.83E-28	0.49489	0.986	0.776	3.21E-24	Mo-AM	Cox4i1
Sulf21	2.45E-28	0.441411	0.536	0.13	4.30E-24	Mo-AM	Sulf2
Prdx52	2.53E-28	0.558255	0.923	0.443	4.44E-24	Mo-AM	Prdx5
P2rx4	3.64E-28	0.454493	0.594	0.184	6.39E-24	Mo-AM	P2rx4
Cotl14	4.74E-28	0.600886	0.899	0.368	8.33E-24	Mo-AM	Cotl1
Ptpn121	5.82E-28	0.504602	0.681	0.191	1.02E-23	Mo-AM	Ptpn12
Mcl13	8.71E-28	0.575812	0.923	0.469	1.53E-23	Mo-AM	Mcl1
Sh3glb18	1.04E-27	0.541626	0.923	0.509	1.82E-23	Mo-AM	Sh3glb1
Cd362	2.17E-27	0.328522	0.662	0.181	3.80E-23	Mo-AM	Cd36
Itgb5	2.40E-27	0.52324	0.57	0.134	4.21E-23	Mo-AM	Itgb5
Aig1	5.36E-27	0.498385	0.575	0.144	9.40E-23	Mo-AM	Aig1
Ggh	5.85E-27	0.459351	0.585	0.163	1.03E-22	Mo-AM	Ggh
Ap3s1	6.72E-27	0.591836	0.705	0.213	1.18E-22	Mo-AM	Ap3s1
Efhd23	1.01E-26	0.521512	0.705	0.234	1.78E-22	Mo-AM	Efhd2
Sash1	1.52E-26	0.418432	0.507	0.113	2.66E-22	Mo-AM	Sash1
Tpd522	1.77E-26	0.410835	0.691	0.224	3.11E-22	Mo-AM	Tpd52
Irf2bp21	2.33E-26	0.475304	0.744	0.291	4.09E-22	Mo-AM	Irf2bp2
Iqgap19	3.18E-26	0.570351	0.942	0.516	5.57E-22	Mo-AM	Iqgap1
Gsap1	3.32E-26	0.481533	0.517	0.131	5.82E-22	Mo-AM	Gsap
Idh11	6.29E-26	0.529381	0.551	0.136	1.10E-21	Mo-AM	Idh1
Rnh1	6.62E-26	0.566259	0.671	0.207	1.16E-21	Mo-AM	Rnh1
Rhoc1	7.00E-26	0.598554	0.691	0.224	1.23E-21	Mo-AM	Rhoc
Ppp1r14b1	2.08E-25	0.559061	0.7	0.222	3.66E-21	Mo-AM	Ppp1r14b
Ifi302	2.32E-25	0.443386	0.647	0.19	4.07E-21	Mo-AM	Ifi30
Cyth4	3.30E-25	0.56369	0.599	0.154	5.80E-21	Mo-AM	Cyth4
Tpp11	3.50E-25	0.488655	0.614	0.156	6.14E-21	Mo-AM	Tpp1
Crlf2	3.78E-25	0.517947	0.618	0.177	6.64E-21	Mo-AM	Crlf2
B4galnt12	3.84E-25	0.412177	0.696	0.229	6.74E-21	Mo-AM	B4galnt1
Pim13	7.01E-25	0.518251	0.874	0.405	1.23E-20	Mo-AM	Pim1

Arpc1b10	7.41E-25	0.554961	0.976	0.663	1.30E-20	Mo-AM	Arpc1b
Tbca1	7.70E-25	0.488061	0.874	0.464	1.35E-20	Mo-AM	Tbca
H2-D18	7.95E-25	0.411743	0.99	0.827	1.40E-20	Mo-AM	H2-D1
Gabarap7	9.90E-25	0.515403	0.981	0.656	1.74E-20	Mo-AM	Gabarap
Hpcal11	1.46E-24	0.500012	0.671	0.201	2.57E-20	Mo-AM	Hpcal1
Vamp81	1.60E-24	0.446342	0.879	0.39	2.81E-20	Mo-AM	Vamp8
Tmbim4	2.32E-24	0.31913	0.585	0.179	4.07E-20	Mo-AM	Tmbim4
Dusp32	2.33E-24	0.447544	0.681	0.203	4.09E-20	Mo-AM	Dusp3
Gusb	2.33E-24	0.477542	0.623	0.161	4.09E-20	Mo-AM	Gusb
Gltp3	2.62E-24	0.549554	0.841	0.309	4.59E-20	Mo-AM	Gltp
Runx11	5.33E-24	0.477846	0.686	0.2	9.35E-20	Mo-AM	Runx1
Hist1h2bc1	7.30E-24	0.600078	0.671	0.199	1.28E-19	Mo-AM	Hist1h2bc
Pgam1	1.14E-23	0.436839	0.618	0.206	2.01E-19	Mo-AM	Pgam1
Rab5c1	1.34E-23	0.316436	0.7	0.265	2.35E-19	Mo-AM	Rab5c
Bhlhe401	2.19E-23	0.520764	0.594	0.141	3.84E-19	Mo-AM	Bhlhe40
Aldoa1	3.08E-23	0.516341	0.903	0.451	5.40E-19	Mo-AM	Aldoa
Tgfb14	5.17E-23	0.443132	0.841	0.345	9.08E-19	Mo-AM	Tgfb1
Ybx16	8.97E-23	0.480465	0.986	0.748	1.58E-18	Mo-AM	Ybx1
Picalm1	9.53E-23	0.452288	0.773	0.306	1.67E-18	Mo-AM	Picalm
Cox5a4	1.01E-22	0.481662	0.836	0.393	1.77E-18	Mo-AM	Cox5a
Gng12	1.06E-22	0.355624	0.546	0.147	1.86E-18	Mo-AM	Gng12
Cenpb1	1.57E-22	0.348451	0.604	0.191	2.76E-18	Mo-AM	Cenpb
Snx101	1.68E-22	0.458974	0.589	0.169	2.94E-18	Mo-AM	Snx10
Ctsl4	1.75E-22	0.371873	0.768	0.27	3.07E-18	Mo-AM	Ctsl
Ywhah2	1.77E-22	0.507763	0.836	0.388	3.11E-18	Mo-AM	Ywhah
H2-DMb12	1.87E-22	0.508443	0.647	0.19	3.29E-18	Mo-AM	H2-DMb1
Arl8a	2.34E-22	0.424784	0.512	0.157	4.12E-18	Mo-AM	Arl8a
Lamtor1	2.95E-22	0.469671	0.696	0.273	5.17E-18	Mo-AM	Lamtor1
Myo1f1	3.77E-22	0.479025	0.541	0.142	6.62E-18	Mo-AM	Myo1f
Taldo13	4.01E-22	0.467937	0.792	0.313	7.05E-18	Mo-AM	Taldo1
Rnf1302	4.23E-22	0.447958	0.72	0.246	7.43E-18	Mo-AM	Rnf130
Blvrb	5.44E-22	0.392441	0.551	0.188	9.55E-18	Mo-AM	Blvrb
Gpcpd11	7.18E-22	0.42621	0.729	0.3	1.26E-17	Mo-AM	Gpcpd1
Rpl416	8.46E-22	0.30161	1	0.992	1.48E-17	Mo-AM	Rpl41
Mcemp11	1.09E-21	0.480162	0.502	0.136	1.92E-17	Mo-AM	Mcemp1
Mpc11	1.12E-21	0.52856	0.797	0.342	1.96E-17	Mo-AM	Mpc1
Gde1	1.17E-21	0.469999	0.531	0.136	2.06E-17	Mo-AM	Gde1
Nrp2	1.70E-21	0.356738	0.522	0.133	2.99E-17	Mo-AM	Nrp2
Fosb	1.80E-21	0.504706	0.585	0.191	3.17E-17	Mo-AM	Fosb
Tmbim11	1.89E-21	0.457199	0.643	0.207	3.31E-17	Mo-AM	Tmbim1
Tgfbi2	2.44E-21	0.511569	0.643	0.229	4.29E-17	Mo-AM	Tgfbi
Furin1	2.60E-21	0.619667	0.56	0.179	4.57E-17	Mo-AM	Furin
Slc29a1	3.77E-21	0.353337	0.531	0.142	6.62E-17	Mo-AM	Slc29a1
Atp1a1	3.87E-21	0.394527	0.614	0.211	6.79E-17	Mo-AM	Atp1a1
Ppt11	5.15E-21	0.45359	0.734	0.273	9.05E-17	Mo-AM	Ppt1
Itgal1	6.25E-21	0.308838	0.556	0.185	1.10E-16	Mo-AM	Itgal
Mapk32	8.11E-21	0.408017	0.768	0.271	1.42E-16	Mo-AM	Mapk3

Reep52	8.68E-21	0.459306	0.879	0.434	1.52E-16	Mo-AM	Reep5
Chil31	8.75E-21	0.530358	0.604	0.194	1.54E-16	Mo-AM	Chil3
Ywhag	1.29E-20	0.32653	0.541	0.18	2.26E-16	Mo-AM	Ywhag
Chmp4b2	1.33E-20	0.528179	0.816	0.354	2.34E-16	Mo-AM	Chmp4b
Cd534	1.40E-20	0.384212	0.841	0.347	2.46E-16	Mo-AM	Cd53
Atp6v0d11	2.16E-20	0.492088	0.686	0.225	3.80E-16	Mo-AM	Atp6v0d1
Pdcd5	2.50E-20	0.360683	0.749	0.333	4.39E-16	Mo-AM	Pdcd5
Tmcc11	7.81E-20	0.305621	0.575	0.2	1.37E-15	Mo-AM	Tmcc1
Stard3nl	8.78E-20	0.307758	0.57	0.189	1.54E-15	Mo-AM	Stard3nl
Bola22	1.74E-19	0.460137	0.836	0.376	3.05E-15	Mo-AM	Bola2
Pon21	1.78E-19	0.388716	0.633	0.22	3.12E-15	Mo-AM	Pon2
Hexb	1.82E-19	0.418354	0.556	0.161	3.20E-15	Mo-AM	Hexb
Snx32	1.87E-19	0.435403	0.855	0.418	3.29E-15	Mo-AM	Snx3
Il10rb	2.01E-19	0.404735	0.58	0.2	3.53E-15	Mo-AM	Il10rb
Prdx13	3.40E-19	0.722319	0.894	0.474	5.97E-15	Mo-AM	Prdx1
Hsp90ab17	3.98E-19	0.370722	0.976	0.774	6.99E-15	Mo-AM	Hsp90ab1
Oxct1	4.68E-19	0.319048	0.531	0.176	8.21E-15	Mo-AM	Oxct1
Diaph12	5.23E-19	0.360966	0.72	0.262	9.19E-15	Mo-AM	Diaph1
Atp6ap11	5.84E-19	0.370707	0.614	0.209	1.03E-14	Mo-AM	Atp6ap1
Ostf13	6.23E-19	0.431215	0.86	0.422	1.09E-14	Mo-AM	Ostf1
Atpif13	9.03E-19	0.482956	0.841	0.416	1.59E-14	Mo-AM	Atpif1
Vdac21	9.62E-19	0.42906	0.758	0.319	1.69E-14	Mo-AM	Vdac2
Pitpna3	9.98E-19	0.437377	0.792	0.316	1.75E-14	Mo-AM	Pitpna
Grina	1.00E-18	0.357855	0.58	0.17	1.76E-14	Mo-AM	Grina
Crip16	1.03E-18	0.717295	0.937	0.758	1.81E-14	Mo-AM	Crip1
Chp11	1.13E-18	0.397108	0.604	0.223	1.98E-14	Mo-AM	Chp1
Fam96a2	1.41E-18	0.369864	0.734	0.291	2.48E-14	Mo-AM	Fam96a
Rnaset2a2	1.61E-18	0.369429	0.671	0.239	2.82E-14	Mo-AM	Rnaset2a
Gsr2	1.86E-18	0.26549	0.599	0.193	3.27E-14	Mo-AM	Gsr
Cox8a3	1.94E-18	0.384651	0.986	0.775	3.41E-14	Mo-AM	Cox8a
Prcp3	2.02E-18	0.328588	0.657	0.235	3.55E-14	Mo-AM	Prcp
Usf2	2.03E-18	0.413451	0.667	0.238	3.57E-14	Mo-AM	Usf2
Adipor12	2.25E-18	0.311029	0.758	0.311	3.96E-14	Mo-AM	Adipor1
Unc1191	2.33E-18	0.377283	0.527	0.158	4.09E-14	Mo-AM	Unc119
Cap12	2.45E-18	0.439667	0.841	0.378	4.31E-14	Mo-AM	Cap1
Rps27l6	2.87E-18	0.504425	0.937	0.545	5.04E-14	Mo-AM	Rps27l
Anxa54	2.92E-18	0.487205	0.865	0.39	5.12E-14	Mo-AM	Anxa5
Mgst14	3.69E-18	0.418751	0.754	0.329	6.48E-14	Mo-AM	Mgst1
Ldha3	5.18E-18	0.36633	0.773	0.382	9.09E-14	Mo-AM	Ldha
Gpx111	6.23E-18	0.521222	0.942	0.543	1.09E-13	Mo-AM	Gpx1
Metap21	7.00E-18	0.28934	0.725	0.346	1.23E-13	Mo-AM	Metap2
Nme11	7.97E-18	0.330834	0.7	0.296	1.40E-13	Mo-AM	Nme1
Itpripl21	8.88E-18	0.363864	0.604	0.19	1.56E-13	Mo-AM	Itpripl2
Tmem1601	9.03E-18	0.382019	0.763	0.324	1.59E-13	Mo-AM	Tmem160
Gnaq	9.06E-18	0.375147	0.536	0.165	1.59E-13	Mo-AM	Gnaq
Baz1a1	1.04E-17	0.281263	0.599	0.207	1.82E-13	Mo-AM	Baz1a
Rac18	1.15E-17	0.445165	0.913	0.486	2.03E-13	Mo-AM	Rac1

Atp6v1f1	1.17E-17	0.452479	0.87	0.448	2.05E-13	Mo-AM	Atp6v1f
Rtn31	1.47E-17	0.316411	0.7	0.282	2.58E-13	Mo-AM	Rtn3
Mrps15	1.56E-17	0.252274	0.527	0.177	2.73E-13	Mo-AM	Mrps15
Rps6ka31	1.57E-17	0.283759	0.507	0.175	2.75E-13	Mo-AM	Rps6ka3
Actg112	1.66E-17	0.461968	0.981	0.837	2.91E-13	Mo-AM	Actg1
Snx5	1.68E-17	0.380569	0.72	0.274	2.94E-13	Mo-AM	Snx5
Atp6v1e11	1.80E-17	0.35546	0.618	0.24	3.16E-13	Mo-AM	Atp6v1e1
Slc3a21	2.03E-17	0.326609	0.614	0.238	3.57E-13	Mo-AM	Slc3a2
Edem1	2.09E-17	0.3124	0.512	0.15	3.66E-13	Mo-AM	Edem1
1110008F1	2.10E-17	0.357215	0.71	0.294	3.68E-13	Mo-AM	1110008F13Rik
Serf27	2.29E-17	0.382372	0.986	0.86	4.01E-13	Mo-AM	Serf2
Unc93b13	2.59E-17	0.291181	0.691	0.248	4.54E-13	Mo-AM	Unc93b1
Uqcrq3	2.74E-17	0.451645	0.879	0.488	4.82E-13	Mo-AM	Uqcrq
Tmed32	3.04E-17	0.298871	0.652	0.257	5.34E-13	Mo-AM	Tmed3
Cd3024	3.19E-17	0.2671	0.71	0.292	5.61E-13	Mo-AM	Cd302
Atp6v1g13	3.45E-17	0.470045	0.879	0.485	6.05E-13	Mo-AM	Atp6v1g1
Xist4	3.52E-17	0.401378	0.937	0.476	6.18E-13	Mo-AM	Xist
Tmem165	3.79E-17	0.283652	0.517	0.173	6.66E-13	Mo-AM	Tmem165
Aprt2	9.32E-17	0.398927	0.715	0.304	1.64E-12	Mo-AM	Aprt
Anxa24	1.03E-16	0.438811	0.821	0.382	1.81E-12	Mo-AM	Anxa2
Slc48a1	1.15E-16	0.409634	0.633	0.231	2.03E-12	Mo-AM	Slc48a1
Iqsec11	1.36E-16	0.250999	0.527	0.192	2.38E-12	Mo-AM	Iqsec1
Pgls2	1.52E-16	0.360304	0.768	0.38	2.67E-12	Mo-AM	Pgls
Comt3	1.80E-16	0.354371	0.739	0.312	3.17E-12	Mo-AM	Comt
H2-K112	1.95E-16	0.298019	0.981	0.681	3.42E-12	Mo-AM	H2-K1
Vsir1	2.26E-16	0.323625	0.594	0.194	3.97E-12	Mo-AM	Vsir
Psmd8	2.29E-16	0.338267	0.647	0.249	4.02E-12	Mo-AM	Psmd8
Anxa12	2.86E-16	0.368943	0.652	0.251	5.02E-12	Mo-AM	Anxa1
Card191	3.05E-16	0.352026	0.527	0.178	5.36E-12	Mo-AM	Card19
Tkt3	3.31E-16	0.390169	0.696	0.275	5.81E-12	Mo-AM	Tkt
Gabarapl11	4.22E-16	0.256268	0.623	0.229	7.40E-12	Mo-AM	Gabarapl1
Coro1c	4.60E-16	0.387698	0.512	0.163	8.07E-12	Mo-AM	Coro1c
Mrpl51	5.05E-16	0.299306	0.546	0.209	8.87E-12	Mo-AM	Mrpl51
Mrps36	5.06E-16	0.305395	0.589	0.212	8.89E-12	Mo-AM	Mrps36
Esd1	5.63E-16	0.472282	0.71	0.286	9.88E-12	Mo-AM	Esd
Cebpg	6.37E-16	0.282061	0.58	0.199	1.12E-11	Mo-AM	Cebpg
Rexo21	8.26E-16	0.379873	0.758	0.328	1.45E-11	Mo-AM	Rexo2
Id24	1.01E-15	0.303148	0.729	0.292	1.77E-11	Mo-AM	Id2
Znhit1	1.04E-15	0.258233	0.527	0.204	1.82E-11	Mo-AM	Znhit1
Dnajb14	1.28E-15	0.327631	0.527	0.172	2.25E-11	Mo-AM	Dnajb14
Scarb22	1.52E-15	0.349777	0.638	0.241	2.66E-11	Mo-AM	Scarb2
Atp5g11	1.75E-15	0.294996	0.841	0.442	3.07E-11	Mo-AM	Atp5g1
M6pr1	1.84E-15	0.332189	0.691	0.279	3.23E-11	Mo-AM	M6pr
H2afz13	1.95E-15	0.283559	0.947	0.594	3.43E-11	Mo-AM	H2afz
Rab8b	3.72E-15	0.348067	0.512	0.166	6.52E-11	Mo-AM	Rab8b
BC0055372	5.34E-15	0.320386	0.729	0.328	9.38E-11	Mo-AM	BC005537
Tmsb4x12	6.08E-15	0.351947	1	0.992	1.07E-10	Mo-AM	Tmsb4x

Tm6sf13	6.12E-15	0.297571	0.585	0.199	1.07E-10	Mo-AM	Tm6sf1
Gm2a2	6.28E-15	0.306042	0.85	0.415	1.10E-10	Mo-AM	Gm2a
Dbi2	6.38E-15	0.365507	0.739	0.366	1.12E-10	Mo-AM	Dbi
Sort11	7.57E-15	0.352918	0.512	0.171	1.33E-10	Mo-AM	Sort1
Vamp4	8.65E-15	0.362284	0.541	0.164	1.52E-10	Mo-AM	Vamp4
Sat19	9.30E-15	0.353629	0.899	0.524	1.63E-10	Mo-AM	Sat1
Atox14	1.00E-14	0.520473	0.899	0.469	1.76E-10	Mo-AM	Atox1
Rnf131	1.12E-14	0.308347	0.647	0.233	1.97E-10	Mo-AM	Rnf13
Akt1	1.86E-14	0.290223	0.517	0.19	3.27E-10	Mo-AM	Akt1
Fosl21	1.90E-14	0.337849	0.531	0.178	3.33E-10	Mo-AM	Fosl2
Lamtor41	1.97E-14	0.323994	0.647	0.263	3.46E-10	Mo-AM	Lamtor4
Actr21	2.36E-14	0.293246	0.831	0.449	4.15E-10	Mo-AM	Actr2
Clta9	2.61E-14	0.461444	0.87	0.515	4.58E-10	Mo-AM	Clta
Grb21	2.94E-14	0.371956	0.676	0.253	5.16E-10	Mo-AM	Grb2
Riok3	3.23E-14	0.255846	0.551	0.182	5.67E-10	Mo-AM	Riok3
Cltc1	3.66E-14	0.296728	0.671	0.28	6.42E-10	Mo-AM	Cltc
Nmt11	3.67E-14	0.273622	0.71	0.319	6.45E-10	Mo-AM	Nmt1
Atp6ap2	3.97E-14	0.320442	0.512	0.175	6.97E-10	Mo-AM	Atp6ap2
Tgm22	4.02E-14	0.290845	0.57	0.219	7.06E-10	Mo-AM	Tgm2
Taf10	6.84E-14	0.322464	0.575	0.232	1.20E-09	Mo-AM	Taf10
Txndc171	8.99E-14	0.32625	0.739	0.35	1.58E-09	Mo-AM	Txndc17
Capza22	1.11E-13	0.288073	0.826	0.409	1.95E-09	Mo-AM	Capza2
Tomm201	1.25E-13	0.357311	0.85	0.455	2.19E-09	Mo-AM	Tomm20
Slc39a1	1.28E-13	0.358292	0.551	0.217	2.24E-09	Mo-AM	Slc39a1
Serpinb6a2	1.30E-13	0.28481	0.56	0.233	2.27E-09	Mo-AM	Serpinb6a
Clptm1l	1.34E-13	0.280466	0.58	0.23	2.36E-09	Mo-AM	Clptm1l
Ptpn13	1.38E-13	0.274618	0.652	0.265	2.42E-09	Mo-AM	Ptpn1
0610012G0	1.43E-13	0.279863	0.609	0.264	2.50E-09	Mo-AM	0610012G03Rik
Fam105a3	1.56E-13	0.31142	0.565	0.193	2.73E-09	Mo-AM	Fam105a
Klhl91	1.76E-13	0.298693	0.522	0.176	3.08E-09	Mo-AM	Klhl9
Cmpk12	2.24E-13	0.303087	0.725	0.312	3.94E-09	Mo-AM	Cmpk1
Romo11	3.61E-13	0.318907	0.807	0.393	6.34E-09	Mo-AM	Romo1
Wdr11	4.99E-13	0.306469	0.657	0.282	8.75E-09	Mo-AM	Wdr1
Rrbp110	7.30E-13	0.31264	0.947	0.517	1.28E-08	Mo-AM	Rrbp1
Spg21	8.05E-13	0.328901	0.541	0.204	1.41E-08	Mo-AM	Spg21
Ubxn1	8.13E-13	0.269972	0.758	0.349	1.43E-08	Mo-AM	Ubxn1
Dock102	1.06E-12	0.298574	0.676	0.274	1.86E-08	Mo-AM	Dock10
Myeov21	1.10E-12	0.359833	0.831	0.456	1.94E-08	Mo-AM	Myeov2
Fam174a2	1.15E-12	0.319272	0.662	0.307	2.02E-08	Mo-AM	Fam174a
Slc25a33	1.40E-12	0.296323	0.918	0.534	2.46E-08	Mo-AM	Slc25a3
Tmem14c1	2.24E-12	0.268662	0.633	0.293	3.94E-08	Mo-AM	Tmem14c
App4	3.72E-12	0.266387	0.845	0.385	6.52E-08	Mo-AM	App
Pdcd6ip1	5.08E-12	0.297145	0.585	0.216	8.92E-08	Mo-AM	Pdcd6ip
Ccdc88a2	6.08E-12	0.281834	0.556	0.194	1.07E-07	Mo-AM	Ccdc88a
Krcc11	7.69E-12	0.26216	0.609	0.288	1.35E-07	Mo-AM	Krcc1
Calr2	1.12E-11	0.315719	0.787	0.427	1.97E-07	Mo-AM	Calr
Gpx48	1.16E-11	0.334856	0.932	0.612	2.03E-07	Mo-AM	Gpx4

Aurkaip11	1.76E-11	0.309347	0.647	0.296	3.09E-07	Mo-AM	Aurkaip1
Shfm17	1.78E-11	0.298041	0.961	0.703	3.12E-07	Mo-AM	Shfm1
Lmna2	1.81E-11	0.368076	0.638	0.278	3.18E-07	Mo-AM	Lmna
2700060E0	2.22E-11	0.256189	0.763	0.422	3.89E-07	Mo-AM	2700060E02Rik
Tma78	3.03E-11	0.305645	0.932	0.592	5.32E-07	Mo-AM	Tma7
Mob1a1	3.55E-11	0.270589	0.614	0.273	6.23E-07	Mo-AM	Mob1a
Hspa811	4.45E-11	0.365149	0.966	0.724	7.82E-07	Mo-AM	Hspa8
Cmip	6.57E-11	0.250067	0.522	0.204	1.15E-06	Mo-AM	Cmip
Atp2b12	9.93E-11	0.33287	0.792	0.38	1.74E-06	Mo-AM	Atp2b1
Atp5e3	1.24E-10	0.299728	0.957	0.752	2.18E-06	Mo-AM	Atp5e
Prr132	1.35E-10	0.327623	0.797	0.407	2.37E-06	Mo-AM	Prr13
Cox171	1.44E-10	0.268579	0.821	0.454	2.53E-06	Mo-AM	Cox17
Stx71	1.68E-10	0.267313	0.618	0.26	2.95E-06	Mo-AM	Stx7
Prelid12	1.94E-10	0.253288	0.705	0.357	3.40E-06	Mo-AM	Prelid1
Tmem2562	3.38E-10	0.321732	0.773	0.389	5.93E-06	Mo-AM	Tmem256
Tppp32	3.59E-10	0.421362	0.575	0.254	6.30E-06	Mo-AM	Tppp3
Mpc21	4.15E-10	0.275151	0.749	0.34	7.29E-06	Mo-AM	Mpc2
Tmbim67	4.87E-10	0.261108	0.865	0.489	8.56E-06	Mo-AM	Tmbim6
Tmed102	5.29E-10	0.307731	0.821	0.412	9.29E-06	Mo-AM	Tmed10
Arhgdia2	6.21E-10	0.272059	0.845	0.479	1.09E-05	Mo-AM	Arhgdia
Gdi23	1.18E-09	0.281249	0.821	0.459	2.07E-05	Mo-AM	Gdi2
Aplp22	1.31E-09	0.264603	0.734	0.343	2.30E-05	Mo-AM	Aplp2
Gnai211	1.46E-09	0.319355	0.961	0.639	2.56E-05	Mo-AM	Gnai2
Gpi12	2.12E-09	0.276888	0.715	0.331	3.72E-05	Mo-AM	Gpi1
Bnip3l1	2.60E-09	0.287815	0.792	0.446	4.57E-05	Mo-AM	Bnip3l
Tagln29	5.88E-09	0.289731	0.894	0.553	0.000103	Mo-AM	Tagln2
Uqcr118	6.63E-09	0.267238	0.841	0.504	0.000116	Mo-AM	Uqcr11
Mtpn1	7.83E-09	0.254535	0.715	0.352	0.000137	Mo-AM	Mtpn
H2afj2	1.04E-08	0.284607	0.826	0.448	0.000182	Mo-AM	H2afj
Hint13	1.10E-08	0.295171	0.913	0.631	0.000193	Mo-AM	Hint1
Mtdh1	2.24E-08	0.280847	0.85	0.445	0.000394	Mo-AM	Mtdh
Atp5g23	2.56E-08	0.311004	0.913	0.615	0.000449	Mo-AM	Atp5g2
Mrpl521	3.32E-08	0.25574	0.841	0.469	0.000583	Mo-AM	Mrpl52
Hspe13	6.98E-08	0.26607	0.85	0.48	0.001225	Mo-AM	Hspe1
Atp5l4	1.47E-07	0.25013	0.942	0.711	0.002578	Mo-AM	Atp5l
Actb9	2.28E-07	0.251768	0.99	0.965	0.003997	Mo-AM	Actb
mt-Nd33	4.29E-07	0.26895	0.932	0.63	0.007532	Mo-AM	mt-Nd3
Cox7c2	0.000254	0.284334	0.957	0.722	1	Mo-AM	Cox7c
Cd3g3	1.79E-84	1.677245	0.884	0.111	3.14E-80	Regulatory	Cd3g
Lat4	7.39E-73	1.532917	0.769	0.099	1.30E-68	Regulatory	Lat
Ctla4	2.32E-69	1.599609	0.553	0.007	4.07E-65	Regulatory	Ctla4
Cd281	4.24E-68	1.580874	0.688	0.066	7.44E-64	Regulatory	Cd28
Cd3d3	5.06E-68	1.483627	0.769	0.109	8.89E-64	Regulatory	Cd3d
Ms4a4b3	3.24E-65	1.510609	0.814	0.143	5.69E-61	Regulatory	Ms4a4b
Ms4a6b2	4.37E-59	1.469285	0.749	0.131	7.67E-55	Regulatory	Ms4a6b
Cd3e2	3.80E-58	1.181992	0.673	0.082	6.67E-54	Regulatory	Cd3e
Ikzf2	5.08E-56	2.053675	0.603	0.062	8.92E-52	Regulatory	Ikzf2

Skap11	1.67E-55	1.090602	0.618	0.08	2.94E-51	Regulatory	Skap1
Gimap34	3.42E-54	1.288299	0.714	0.146	6.01E-50	Regulatory	Gimap3
Fyb3	2.19E-53	1.216256	0.789	0.191	3.84E-49	Regulatory	Fyb
Shisa512	3.29E-53	1.082323	0.94	0.517	5.77E-49	Regulatory	Shisa5
Lck1	2.42E-52	1.236949	0.658	0.096	4.24E-48	Regulatory	Lck
Bcl11b1	1.25E-48	1.049089	0.563	0.068	2.20E-44	Regulatory	Bcl11b
Rac26	1.59E-48	1.060771	0.899	0.438	2.78E-44	Regulatory	Rac2
Rps1314	7.77E-42	0.585737	1	0.942	1.36E-37	Regulatory	Rps13
Ltb5	7.94E-42	0.926374	0.774	0.232	1.39E-37	Regulatory	Ltb
AW112010	1.73E-41	1.086505	0.769	0.299	3.04E-37	Regulatory	AW112010
Ptpn187	6.01E-41	0.896505	0.874	0.421	1.06E-36	Regulatory	Ptpn18
H2-K113	1.40E-39	0.859525	0.965	0.681	2.45E-35	Regulatory	H2-K1
Ptprcap4	2.90E-39	0.891076	0.719	0.227	5.09E-35	Regulatory	Ptprcap
Hcst4	1.83E-38	0.961551	0.673	0.213	3.21E-34	Regulatory	Hcst
Rpl13a12	5.29E-38	0.560728	1	0.977	9.28E-34	Regulatory	Rpl13a
H2-D19	1.11E-37	0.799543	0.975	0.828	1.95E-33	Regulatory	H2-D1
Rhoh1	1.37E-37	0.984117	0.673	0.195	2.40E-33	Regulatory	Rhoh
Cd21	1.85E-37	0.973999	0.678	0.211	3.24E-33	Regulatory	Cd2
Ifi27l2a2	2.52E-37	1.351969	0.804	0.31	4.42E-33	Regulatory	Ifi27l2a
Rps1115	9.93E-37	0.595117	1	0.951	1.74E-32	Regulatory	Rps11
Gimap14	1.38E-36	0.898949	0.704	0.221	2.42E-32	Regulatory	Gimap1
Gm83691	2.82E-34	0.886759	0.573	0.135	4.95E-30	Regulatory	Gm8369
Ets16	9.84E-34	0.934697	0.744	0.277	1.73E-29	Regulatory	Ets1
Rpl1912	4.15E-33	0.518697	1	0.963	7.29E-29	Regulatory	Rpl19
Coro1a8	4.86E-33	0.846698	0.869	0.46	8.54E-29	Regulatory	Coro1a
Rpsa14	1.83E-32	0.640592	0.995	0.903	3.20E-28	Regulatory	Rpsa
Tspan32	2.63E-32	0.973031	0.533	0.142	4.62E-28	Regulatory	Tspan32
H2-Q74	7.57E-32	1.00623	0.668	0.213	1.33E-27	Regulatory	H2-Q7
Tmsb1010	2.43E-31	0.608181	1	0.948	4.27E-27	Regulatory	Tmsb10
Itgb71	3.75E-31	1.105517	0.533	0.122	6.58E-27	Regulatory	Itgb7
Rpl1211	5.95E-31	0.620888	0.995	0.894	1.04E-26	Regulatory	Rpl12
Il7r3	6.93E-31	1.017189	0.528	0.117	1.22E-26	Regulatory	Il7r
Arhgdib8	7.68E-30	0.81292	0.799	0.459	1.35E-25	Regulatory	Arhgdib
Rpl1714	1.66E-29	0.474627	1	0.962	2.92E-25	Regulatory	Rpl17
Tpt17	4.28E-28	0.387147	1	0.98	7.51E-24	Regulatory	Tpt1
Rps27rt14	4.97E-28	0.521444	1	0.93	8.73E-24	Regulatory	Rps27rt
S100a1010	8.43E-28	1.119332	0.889	0.625	1.48E-23	Regulatory	S100a10
Pfn111	1.16E-27	0.63975	0.97	0.828	2.04E-23	Regulatory	Pfn1
Rplp210	2.33E-27	0.431534	1	0.977	4.10E-23	Regulatory	Rplp2
Gimap63	2.38E-27	0.685863	0.633	0.225	4.18E-23	Regulatory	Gimap6
Gimap42	2.65E-27	0.869868	0.593	0.169	4.65E-23	Regulatory	Gimap4
Cd271	3.16E-27	0.897705	0.573	0.17	5.55E-23	Regulatory	Cd27
Rps238	5.90E-27	0.413622	1	0.98	1.04E-22	Regulatory	Rps23
Rps1010	6.15E-27	0.482826	1	0.935	1.08E-22	Regulatory	Rps10
Rps1811	7.97E-27	0.4985	1	0.953	1.40E-22	Regulatory	Rps18
Psmb86	1.43E-26	0.762321	0.769	0.41	2.51E-22	Regulatory	Psmb8
Rps169	3.44E-26	0.412392	0.995	0.976	6.04E-22	Regulatory	Rps16

Rps312	5.72E-26	0.464926	1	0.939	1.00E-21	Regulatory	Rps3
Rps2712	1.23E-25	0.433734	1	0.993	2.16E-21	Regulatory	Rps27
Wdr8913	1.33E-25	0.51535	1	0.89	2.33E-21	Regulatory	Wdr89
Rpl397	1.40E-25	0.394578	1	0.981	2.46E-21	Regulatory	Rpl39
Srgn4	2.99E-25	0.782042	0.739	0.359	5.24E-21	Regulatory	Srgn
Rpl1815	4.58E-25	0.469441	0.98	0.911	8.04E-21	Regulatory	Rpl18
Fxyd58	9.79E-25	0.701057	0.819	0.418	1.72E-20	Regulatory	Fxyd5
Rps15a12	1.13E-24	0.479699	1	0.958	1.98E-20	Regulatory	Rps15a
Cd528	1.82E-24	0.639996	0.879	0.459	3.20E-20	Regulatory	Cd52
Eef1a112	1.83E-24	0.406158	1	0.974	3.21E-20	Regulatory	Eef1a1
Rps2412	2.37E-24	0.412997	1	0.973	4.16E-20	Regulatory	Rps24
Rplp011	7.10E-24	0.551693	0.995	0.927	1.25E-19	Regulatory	Rplp0
Rpl18a11	7.61E-24	0.393215	1	0.976	1.34E-19	Regulatory	Rpl18a
B2m6	1.07E-23	0.489082	0.99	0.928	1.88E-19	Regulatory	B2m
Rps612	2.59E-23	0.456528	1	0.941	4.55E-19	Regulatory	Rps6
Rps1412	5.54E-23	0.405975	1	0.975	9.72E-19	Regulatory	Rps14
Crlf32	6.74E-23	0.862188	0.643	0.276	1.18E-18	Regulatory	Crlf3
Rpl2714	8.19E-23	0.467963	0.965	0.901	1.44E-18	Regulatory	Rpl27
Smc41	1.08E-22	0.94035	0.558	0.184	1.90E-18	Regulatory	Smc4
Gm100731	1.51E-22	0.464305	0.965	0.868	2.65E-18	Regulatory	Gm10073
Limd25	1.97E-22	0.700453	0.759	0.341	3.46E-18	Regulatory	Limd2
Rpl387	1.97E-22	0.344517	1	0.969	3.46E-18	Regulatory	Rpl38
Rpl27-ps31	2.72E-22	0.554706	0.935	0.751	4.78E-18	Regulatory	Rpl27-ps3
Rps712	6.90E-22	0.388262	0.995	0.942	1.21E-17	Regulatory	Rps7
Rpl119	1.21E-21	0.359937	1	0.943	2.13E-17	Regulatory	Rpl11
Cdc42se2	1.39E-21	0.611611	0.578	0.236	2.45E-17	Regulatory	Cdc42se2
Rpl418	1.73E-21	0.44892	0.99	0.9	3.04E-17	Regulatory	Rpl4
Gm26740	2.09E-21	0.735449	0.523	0.209	3.67E-17	Regulatory	Gm26740
Ldha4	2.12E-21	0.722369	0.693	0.384	3.73E-17	Regulatory	Ldha
Btg111	3.68E-21	0.522774	0.97	0.812	6.46E-17	Regulatory	Btg1
Rplp18	4.12E-21	0.340599	1	0.979	7.23E-17	Regulatory	Rplp1
S100a43	7.92E-21	1.288495	0.538	0.205	1.39E-16	Regulatory	S100a4
S1pr12	8.14E-21	0.630183	0.548	0.181	1.43E-16	Regulatory	S1pr1
Sh3bgrl312	1.31E-20	0.582257	0.874	0.623	2.29E-16	Regulatory	Sh3bgrl3
Hmha16	2.20E-20	0.629461	0.648	0.314	3.86E-16	Regulatory	Hmha1
Rpl9-ps614	2.27E-20	0.448568	0.965	0.831	3.98E-16	Regulatory	Rpl9-ps6
Rpl367	2.34E-20	0.328807	0.99	0.961	4.10E-16	Regulatory	Rpl36
Gnb2l111	2.63E-20	0.495402	0.95	0.793	4.62E-16	Regulatory	Gnb2l1
Rpl510	3.04E-20	0.447016	0.97	0.829	5.33E-16	Regulatory	Rpl5
Rpl3410	3.10E-20	0.327359	0.995	0.959	5.44E-16	Regulatory	Rpl34
Hmgb23	3.16E-20	1.08925	0.633	0.323	5.55E-16	Regulatory	Hmgb2
Fau12	3.86E-20	0.324962	1	0.969	6.78E-16	Regulatory	Fau
Gm118081	8.11E-20	0.401503	0.97	0.799	1.42E-15	Regulatory	Gm11808
Gm984314	1.10E-19	0.402276	0.995	0.903	1.94E-15	Regulatory	Gm9843
Arhgap152	1.43E-19	0.651637	0.568	0.234	2.51E-15	Regulatory	Arhgap15
Gm949313	2.65E-19	0.411561	0.985	0.834	4.65E-15	Regulatory	Gm9493
Il2rg2	5.16E-19	0.654131	0.528	0.209	9.07E-15	Regulatory	Il2rg

Fam107b	5.23E-19	0.714896	0.543	0.223	9.18E-15	Regulatory	Fam107b
Rpl247	5.68E-19	0.389842	0.985	0.927	9.97E-15	Regulatory	Rpl24
Gm873014	9.77E-19	0.559946	0.925	0.785	1.72E-14	Regulatory	Gm8730
Ppia9	1.60E-18	0.45048	0.95	0.879	2.81E-14	Regulatory	Ppia
Selplg5	1.85E-18	0.649085	0.643	0.29	3.26E-14	Regulatory	Selplg
Ptprc6	1.90E-18	0.477837	0.784	0.447	3.34E-14	Regulatory	Ptprc
Pim14	3.49E-18	0.929175	0.709	0.408	6.12E-14	Regulatory	Pim1
Rpl23a-ps3	4.69E-18	0.399655	0.985	0.906	8.24E-14	Regulatory	Rpl23a-ps3
Leprotl11	5.16E-18	0.599151	0.508	0.227	9.06E-14	Regulatory	Leprotl1
Rps3a111	5.46E-18	0.352392	1	0.952	9.58E-14	Regulatory	Rps3a1
Eef212	5.59E-18	0.469814	0.935	0.844	9.81E-14	Regulatory	Eef2
Rpl27a8	5.75E-18	0.324417	1	0.969	1.01E-13	Regulatory	Rpl27a
Rpl3212	6.61E-18	0.359156	1	0.962	1.16E-13	Regulatory	Rpl32
Rps18-ps31	7.13E-18	0.548576	0.93	0.682	1.25E-13	Regulatory	Rps18-ps3
Rpl320	1.33E-17	0.447444	0.99	0.898	2.34E-13	Regulatory	Rpl3
Rpl2910	2.73E-17	0.443209	0.98	0.892	4.79E-13	Regulatory	Rpl29
Tmsb4x13	4.05E-17	0.349874	1	0.992	7.12E-13	Regulatory	Tmsb4x
Rps159	4.32E-17	0.338645	1	0.966	7.59E-13	Regulatory	Rps15
Cfl110	4.61E-17	0.483191	0.899	0.77	8.09E-13	Regulatory	Cfl1
Rpl309	7.30E-17	0.398913	1	0.928	1.28E-12	Regulatory	Rpl30
Cytip3	7.78E-17	0.51747	0.633	0.324	1.37E-12	Regulatory	Cytip
Cotl15	1.63E-16	0.67887	0.658	0.373	2.85E-12	Regulatory	Cotl1
Dock21	4.93E-16	0.619105	0.503	0.227	8.65E-12	Regulatory	Dock2
Rpl13a-ps1	5.83E-16	0.508401	0.779	0.49	1.02E-11	Regulatory	Rpl13a-ps1
Ifi2032	6.96E-16	0.515273	0.603	0.287	1.22E-11	Regulatory	Ifi203
Rps219	1.25E-15	0.28161	1	0.966	2.19E-11	Regulatory	Rps21
Slfn23	1.95E-15	0.636988	0.588	0.293	3.43E-11	Regulatory	Slfn2
Rpl23a7	2.17E-15	0.324403	1	0.965	3.82E-11	Regulatory	Rpl23a
Gm100361	3.01E-15	0.44777	0.854	0.606	5.28E-11	Regulatory	Gm10036
Rpl37a9	5.15E-15	0.269909	1	0.986	9.04E-11	Regulatory	Rpl37a
Rps58	5.42E-15	0.300799	0.99	0.952	9.51E-11	Regulatory	Rps5
Rbm310	6.36E-15	0.535069	0.799	0.64	1.12E-10	Regulatory	Rbm3
Zfp36l210	6.42E-15	0.600707	0.809	0.542	1.13E-10	Regulatory	Zfp36l2
Hnrnpf9	6.49E-15	0.487218	0.779	0.583	1.14E-10	Regulatory	Hnrnpf
Zc3hav1	6.78E-15	0.616222	0.513	0.236	1.19E-10	Regulatory	Zc3hav1
Saraf3	6.88E-15	0.701312	0.618	0.328	1.21E-10	Regulatory	Saraf
Rpl97	4.18E-14	0.318407	1	0.958	7.33E-10	Regulatory	Rpl9
Cd535	5.63E-14	0.463909	0.638	0.351	9.89E-10	Regulatory	Cd53
Rgs103	6.53E-14	0.720786	0.508	0.225	1.15E-09	Regulatory	Rgs10
Rpl10a9	6.99E-14	0.363989	0.955	0.894	1.23E-09	Regulatory	Rpl10a
Atp1b32	7.72E-14	0.721654	0.618	0.338	1.35E-09	Regulatory	Atp1b3
Eif3h7	3.68E-13	0.446123	0.749	0.595	6.46E-09	Regulatory	Eif3h
Naca6	3.98E-13	0.400648	0.889	0.792	6.98E-09	Regulatory	Naca
Chd31	4.46E-13	0.673365	0.518	0.248	7.84E-09	Regulatory	Chd3
Mbnl110	5.02E-13	0.507839	0.864	0.672	8.82E-09	Regulatory	Mbnl1
Vasp4	7.31E-13	0.544058	0.578	0.37	1.28E-08	Regulatory	Vasp
Gmfg4	9.60E-13	0.527055	0.593	0.347	1.69E-08	Regulatory	Gmfg

Mndal1	1.28E-12	0.40891	0.598	0.304	2.25E-08	Regulatory	Mndal
Rps4x9	1.43E-12	0.266456	0.99	0.962	2.51E-08	Regulatory	Rps4x
Abracl2	4.36E-12	0.578282	0.603	0.372	7.66E-08	Regulatory	Abracl
Rpl88	4.71E-12	0.255935	0.99	0.947	8.27E-08	Regulatory	Rpl8
Gpsm32	6.22E-12	0.510356	0.538	0.318	1.09E-07	Regulatory	Gpsm3
Btf35	8.04E-12	0.376222	0.849	0.718	1.41E-07	Regulatory	Btf3
Rps1910	9.22E-12	0.281224	1	0.973	1.62E-07	Regulatory	Rps19
Rpl13-ps31	9.84E-12	0.379513	0.884	0.689	1.73E-07	Regulatory	Rpl13-ps3
Rpl217	1.00E-11	0.258661	1	0.968	1.76E-07	Regulatory	Rpl21
Gm98445	2.04E-11	0.53268	0.638	0.402	3.58E-07	Regulatory	Gm9844
Rpl238	2.51E-11	0.254187	1	0.969	4.41E-07	Regulatory	Rpl23
Pdcd44	3.28E-11	0.540093	0.603	0.35	5.77E-07	Regulatory	Pdcd4
Ppp1ca9	4.95E-11	0.47946	0.673	0.511	8.68E-07	Regulatory	Ppp1ca
Rpl137	1.10E-10	0.254618	0.99	0.976	1.93E-06	Regulatory	Rpl13
Samhd12	1.51E-10	0.571541	0.573	0.354	2.66E-06	Regulatory	Samhd1
Ccnd25	5.37E-10	0.440758	0.583	0.311	9.44E-06	Regulatory	Ccnd2
Nfkbia3	5.45E-10	0.692849	0.653	0.469	9.56E-06	Regulatory	Nfkbia
Rps220	1.33E-09	0.327328	0.99	0.928	2.34E-05	Regulatory	Rps2
Crip17	3.21E-09	0.599574	0.854	0.76	5.64E-05	Regulatory	Crip1
Ankrd441	5.43E-09	0.287399	0.523	0.332	9.53E-05	Regulatory	Ankrd44
Prr133	9.72E-09	0.413348	0.603	0.411	0.000171	Regulatory	Prr13
Gm613314	1.01E-08	0.355062	0.779	0.554	0.000177	Regulatory	Gm6133
Eif3e9	1.51E-08	0.43212	0.663	0.5	0.000265	Regulatory	Eif3e
Rpl228	2.09E-08	0.284949	0.97	0.885	0.000368	Regulatory	Rpl22
H2-T22	2.26E-08	0.548173	0.513	0.273	0.000397	Regulatory	H2-T22
Gapdh11	2.40E-08	0.521476	0.709	0.533	0.000422	Regulatory	Gapdh
Cnn24	2.65E-08	0.499545	0.563	0.343	0.000464	Regulatory	Cnn2
Snrpf4	2.88E-08	0.367812	0.638	0.488	0.000505	Regulatory	Snrpf
Rps269	3.68E-08	0.293103	0.95	0.892	0.000647	Regulatory	Rps26
Klf214	4.97E-08	0.33248	0.734	0.513	0.000873	Regulatory	Klf2
Rpl6l14	1.10E-07	0.278905	0.829	0.726	0.001932	Regulatory	Rpl6l
Akap139	1.24E-07	0.309168	0.744	0.546	0.00217	Regulatory	Akap13
Rps26-ps11	2.71E-07	0.303009	0.839	0.694	0.004756	Regulatory	Rps26-ps1
Ablim12	2.99E-07	0.362131	0.503	0.271	0.005243	Regulatory	Ablim1
Eef1b211	3.53E-07	0.349324	0.814	0.7	0.006189	Regulatory	Eef1b2
Uqcrh3	3.58E-07	0.262411	0.834	0.709	0.006292	Regulatory	Uqcrh
Ube2d2a	4.42E-07	0.307195	0.548	0.418	0.007758	Regulatory	Ube2d2a
Tsc22d4	4.95E-07	0.363843	0.528	0.348	0.008683	Regulatory	Tsc22d4
Emp33	5.19E-07	0.446448	0.628	0.445	0.009106	Regulatory	Emp3
Ubb4	5.99E-07	0.254364	0.889	0.849	0.010515	Regulatory	Ubb
Stk17b4	6.39E-07	0.252466	0.553	0.377	0.011219	Regulatory	Stk17b
Gpi13	8.10E-07	0.375867	0.533	0.335	0.014223	Regulatory	Gpi1
Actr313	8.23E-07	0.344476	0.663	0.511	0.014445	Regulatory	Actr3
Hspa812	1.22E-06	0.329455	0.829	0.727	0.021486	Regulatory	Hspa8
Eif3m2	1.32E-06	0.373475	0.563	0.358	0.023209	Regulatory	Eif3m
Rap1a2	1.80E-06	0.336513	0.618	0.446	0.031667	Regulatory	Rap1a
Lsp14	1.93E-06	0.375041	0.688	0.463	0.033893	Regulatory	Lsp1

Hn13	2.30E-06	0.392873	0.578	0.395	0.040432	Regulatory	Hn1
Rpl36-ps31	2.98E-06	0.268739	0.734	0.573	0.052289	Regulatory	Rpl36-ps3
Uba529	4.16E-06	0.277871	0.729	0.608	0.072973	Regulatory	Uba52
Eif3f9	7.26E-06	0.261933	0.774	0.665	0.127395	Regulatory	Eif3f
Anp32b2	8.90E-06	0.297871	0.603	0.449	0.156215	Regulatory	Anp32b
Gm102631	9.76E-06	0.285969	0.854	0.697	0.171358	Regulatory	Gm10263
Ogt2	9.99E-06	0.292954	0.618	0.477	0.175413	Regulatory	Ogt
Atp5b	1.55E-05	0.289828	0.598	0.463	0.272364	Regulatory	Atp5b
Clic111	1.76E-05	0.36109	0.643	0.508	0.308265	Regulatory	Clic1
Psme21	1.87E-05	0.367109	0.523	0.341	0.327982	Regulatory	Psme2
Rpl7a-ps56	2.07E-05	0.311686	0.628	0.459	0.363095	Regulatory	Rpl7a-ps5
Tmem234	2.23E-05	0.301817	0.633	0.51	0.390827	Regulatory	Tmem234
Snrpg5	2.94E-05	0.255988	0.799	0.657	0.516896	Regulatory	Snrpg
Pnrc16	4.10E-05	0.302801	0.744	0.601	0.719712	Regulatory	Pnrc1
Atp2b13	4.42E-05	0.350479	0.563	0.385	0.776473	Regulatory	Atp2b1
S100a118	5.67E-05	0.39643	0.724	0.65	0.996131	Regulatory	S100a11
Psmb12	6.56E-05	0.28705	0.588	0.458	1	Regulatory	Psmb1
Ifngr15	6.71E-05	0.428927	0.593	0.409	1	Regulatory	Ifngr1
Tpr1	8.25E-05	0.358274	0.548	0.437	1	Regulatory	Tpr
Gm8797	9.36E-05	0.270981	0.518	0.382	1	Regulatory	Gm8797
Arpc211	0.000127	0.258973	0.814	0.657	1	Regulatory	Arpc2
H2afz14	0.000192	0.447411	0.693	0.599	1	Regulatory	H2afz
Snrpe	0.00038	0.2567	0.593	0.449	1	Regulatory	Snrpe
Cdk2ap24	0.000399	0.276288	0.618	0.481	1	Regulatory	Cdk2ap2
Arhgef13	0.000469	0.300508	0.528	0.374	1	Regulatory	Arhgef1
Arpc42	0.000669	0.323064	0.518	0.377	1	Regulatory	Arpc4
Gm81862	0.001692	0.259092	0.578	0.463	1	Regulatory	Gm8186
Atp5j24	0.002543	0.277385	0.678	0.585	1	Regulatory	Atp5j2
Actg113	0.005361	0.314325	0.905	0.838	1	Regulatory	Actg1
Adgre4	9.58E-98	1.941927	0.767	0.011	1.68E-93	Non-classic	Adgre4
Lst11	4.79E-91	2.378645	0.947	0.122	8.40E-87	Non-classic	Lst1
Pou2f23	3.59E-79	1.944609	0.92	0.199	6.30E-75	Non-classic	Pou2f2
Cd300e	5.45E-77	1.746037	0.613	0.006	9.58E-73	Non-classic	Cd300e
Gngt23	5.13E-76	2.086379	0.947	0.26	9.00E-72	Non-classic	Gngt2
Adrbk2	1.16E-65	1.706581	0.687	0.06	2.04E-61	Non-classic	Adrbk2
Fyb4	2.10E-63	1.736851	0.88	0.193	3.69E-59	Non-classic	Fyb
Fcer1g5	2.77E-63	1.756716	0.967	0.289	4.86E-59	Non-classic	Fcer1g
Hfe	2.40E-59	1.564625	0.62	0.061	4.22E-55	Non-classic	Hfe
Ace1	2.77E-59	1.464302	0.76	0.104	4.86E-55	Non-classic	Ace
Tyrobp5	3.55E-59	1.51055	0.993	0.343	6.23E-55	Non-classic	Tyrobp
Spn	4.92E-59	1.716127	0.74	0.101	8.64E-55	Non-classic	Spn
Clec4a1	2.72E-57	1.599919	0.573	0.037	4.77E-53	Non-classic	Clec4a1
Cx3cr11	3.32E-56	1.511655	0.667	0.063	5.82E-52	Non-classic	Cx3cr1
Ifitm61	3.14E-55	1.585816	0.627	0.052	5.52E-51	Non-classic	Ifitm6
Pglyrp1	3.78E-55	1.663083	0.66	0.072	6.64E-51	Non-classic	Pglyrp1
Gpx113	8.27E-55	1.469738	0.967	0.545	1.45E-50	Non-classic	Gpx1
Samsn1	2.05E-54	1.693974	0.8	0.158	3.60E-50	Non-classic	Samsn1

Clec4a31	2.77E-54	1.559591	0.687	0.11	4.86E-50	Non-classic Clec4a3
Csf1r2	5.54E-54	1.514861	0.693	0.114	9.73E-50	Non-classic Csf1r
Spi14	5.58E-54	1.544071	0.86	0.258	9.80E-50	Non-classic Spi1
Cebpb14	2.82E-53	1.427028	0.96	0.51	4.94E-49	Non-classic Cebpb
Itgal2	1.49E-49	1.595592	0.773	0.183	2.62E-45	Non-classic Itgal
AF2517052	3.42E-49	1.498008	0.68	0.129	6.00E-45	Non-classic AF251705
Plac83	2.69E-47	1.538107	0.84	0.247	4.71E-43	Non-classic Plac8
Stap1	1.30E-45	1.383456	0.633	0.117	2.28E-41	Non-classic Stap1
Sat111	2.13E-44	1.516535	0.92	0.526	3.74E-40	Non-classic Sat1
Ifitm311	3.24E-44	1.179765	0.987	0.473	5.69E-40	Non-classic Ifitm3
Fgr2	1.28E-42	1.481054	0.64	0.118	2.26E-38	Non-classic Fgr
Itga42	1.43E-42	1.331548	0.74	0.208	2.51E-38	Non-classic Itga4
Cd300ld	3.03E-41	1.31853	0.507	0.053	5.31E-37	Non-classic Cd300ld
Msrb13	3.87E-41	1.350882	0.827	0.313	6.79E-37	Non-classic Msrb1
Myo1g	1.40E-39	1.367624	0.62	0.13	2.47E-35	Non-classic Myo1g
Cd300a2	2.00E-38	1.257432	0.553	0.071	3.52E-34	Non-classic Cd300a
B2m7	4.70E-38	0.783478	0.993	0.928	8.25E-34	Non-classic B2m
Cybb3	1.15E-37	1.041528	0.847	0.264	2.03E-33	Non-classic Cybb
Ly6e14	7.74E-36	0.904083	0.96	0.582	1.36E-31	Non-classic Ly6e
Rap1b6	5.21E-35	1.256804	0.827	0.502	9.15E-31	Non-classic Rap1b
Tmcc12	2.83E-34	1.314224	0.66	0.2	4.97E-30	Non-classic Tmcc1
Arpc212	1.93E-33	0.963028	0.927	0.657	3.38E-29	Non-classic Arpc2
Coro1a9	2.34E-33	0.982525	0.873	0.462	4.11E-29	Non-classic Coro1a
Pld42	2.58E-33	1.117925	0.62	0.167	4.52E-29	Non-classic Pld4
Metrnl2	4.01E-33	1.254361	0.553	0.132	7.04E-29	Non-classic Metrnl
Lyz24	6.15E-32	0.807374	0.993	0.457	1.08E-27	Non-classic Lyz2
Nr4a14	6.82E-32	1.178078	0.713	0.291	1.20E-27	Non-classic Nr4a1
Tnfrsf1b1	7.35E-32	1.21597	0.54	0.119	1.29E-27	Non-classic Tnfrsf1b
Ptprc7	1.51E-31	1.082695	0.833	0.448	2.65E-27	Non-classic Ptprc
Gm984315	1.86E-31	0.63798	0.993	0.904	3.26E-27	Non-classic Gm9843
Fau13	3.72E-31	0.532183	1	0.969	6.52E-27	Non-classic Fau
Stk10	4.55E-31	1.273085	0.593	0.151	7.98E-27	Non-classic Stk10
Gm2a3	6.15E-31	1.134896	0.813	0.418	1.08E-26	Non-classic Gm2a
Ms4a6c2	1.60E-30	1.168057	0.56	0.103	2.81E-26	Non-classic Ms4a6c
Ptpre3	1.14E-29	1.16782	0.58	0.169	2.01E-25	Non-classic Ptpre
Alox5ap4	1.23E-29	0.965638	0.74	0.227	2.16E-25	Non-classic Alox5ap
Ear22	1.49E-29	0.889211	0.653	0.153	2.62E-25	Non-classic Ear2
Ctss3	4.01E-29	0.72195	0.88	0.365	7.04E-25	Non-classic Ctss
Rap1a3	4.63E-29	1.050538	0.793	0.444	8.13E-25	Non-classic Rap1a
Gsr3	1.39E-28	1.147245	0.62	0.195	2.45E-24	Non-classic Gsr
Cst315	2.11E-27	0.649651	0.98	0.709	3.71E-23	Non-classic Cst3
Nadk1	4.06E-27	1.223068	0.653	0.234	7.13E-23	Non-classic Nadk
Ctsb2	6.36E-27	1.023637	0.787	0.442	1.12E-22	Non-classic Ctsb
Rps27a12	1.17E-26	0.527693	0.993	0.966	2.06E-22	Non-classic Rps27a
Tln11	1.26E-26	1.006921	0.753	0.396	2.21E-22	Non-classic Tln1
Arpc1b11	1.80E-26	0.895666	0.893	0.666	3.16E-22	Non-classic Arpc1b
Calm19	1.83E-26	0.823254	0.907	0.715	3.22E-22	Non-classic Calm1

Il17ra2	6.24E-26	1.056803	0.627	0.192	1.10E-21	Non-classic Il17ra
S100a44	7.97E-26	0.97986	0.653	0.205	1.40E-21	Non-classic S100a4
Smpdl3a2	1.18E-25	1.22397	0.613	0.243	2.07E-21	Non-classic Smpdl3a
Tmsb4x14	1.29E-25	0.529897	1	0.992	2.27E-21	Non-classic Tmsb4x
Lyn3	5.77E-25	1.004978	0.673	0.279	1.01E-20	Non-classic Lyn
Msn8	1.20E-24	0.89869	0.853	0.522	2.11E-20	Non-classic Msn
Itgb24	2.02E-24	0.991902	0.66	0.23	3.55E-20	Non-classic Itgb2
Klf43	3.62E-24	0.81836	0.68	0.285	6.36E-20	Non-classic Klf4
Srgn5	4.92E-24	0.861866	0.74	0.361	8.64E-20	Non-classic Srgn
Samhd13	1.20E-23	0.996727	0.7	0.353	2.11E-19	Non-classic Samhd1
Ikbkb1	1.57E-23	0.909782	0.647	0.282	2.76E-19	Non-classic Ikbkb
Napsa3	1.84E-23	0.998215	0.573	0.168	3.22E-19	Non-classic Napsa
H2-D110	2.42E-23	0.635793	0.94	0.829	4.25E-19	Non-classic H2-D1
Fam46a	9.25E-23	1.089431	0.54	0.161	1.62E-18	Non-classic Fam46a
Klf132	5.05E-22	0.865109	0.787	0.513	8.87E-18	Non-classic Klf13
Atox15	8.08E-22	0.846231	0.813	0.472	1.42E-17	Non-classic Atox1
Adgre52	9.53E-22	0.931193	0.647	0.249	1.67E-17	Non-classic Adgre5
Prkcd4	2.74E-21	0.919661	0.627	0.245	4.80E-17	Non-classic Prkcd
Ncf23	3.48E-21	0.935945	0.553	0.203	6.11E-17	Non-classic Ncf2
Lsp15	5.96E-21	0.867209	0.807	0.463	1.05E-16	Non-classic Lsp1
Agpat4	8.69E-21	0.891412	0.507	0.184	1.53E-16	Non-classic Agpat4
Ftl112	7.40E-20	0.302037	1	0.939	1.30E-15	Non-classic Ftl1
Flna2	1.01E-18	0.865275	0.7	0.38	1.77E-14	Non-classic Flna
Atp1a11	1.31E-18	1.025398	0.52	0.214	2.30E-14	Non-classic Atp1a1
Smc6	2.17E-18	0.99399	0.62	0.315	3.80E-14	Non-classic Smc6
Ssh2	5.33E-18	0.839993	0.647	0.311	9.36E-14	Non-classic Ssh2
Gmfg5	5.81E-18	0.69114	0.68	0.347	1.02E-13	Non-classic Gmfg
Limd26	7.78E-18	0.758967	0.7	0.344	1.37E-13	Non-classic Limd2
Rps299	9.06E-18	0.286218	0.993	0.994	1.59E-13	Non-classic Rps29
Pfn112	1.37E-17	0.499746	0.933	0.83	2.41E-13	Non-classic Pfn1
Cyba11	3.72E-17	0.726194	0.84	0.615	6.53E-13	Non-classic Cyba
Laptm55	6.34E-17	0.680818	0.787	0.41	1.11E-12	Non-classic Laptm5
Ifngr16	1.98E-16	0.793061	0.7	0.408	3.48E-12	Non-classic Ifngr1
Filip1l1	2.16E-16	0.880174	0.647	0.313	3.80E-12	Non-classic Filip1l
H3f3a13	2.64E-16	0.396208	0.953	0.861	4.63E-12	Non-classic H3f3a
Rasgrp21	6.30E-16	0.714771	0.513	0.214	1.11E-11	Non-classic Rasgrp2
Stk38	7.61E-16	0.904611	0.567	0.263	1.34E-11	Non-classic Stk38
Ostf14	7.84E-16	0.791438	0.72	0.427	1.38E-11	Non-classic Ostf1
Prr134	9.43E-16	0.797886	0.673	0.411	1.66E-11	Non-classic Prr13
Psap14	2.02E-15	0.489448	0.887	0.582	3.55E-11	Non-classic Psap
Lgals34	2.32E-15	0.623018	0.633	0.3	4.08E-11	Non-classic Lgals3
Gnai212	2.59E-15	0.566345	0.86	0.642	4.54E-11	Non-classic Gnai2
Plek2	3.18E-15	0.879306	0.527	0.212	5.58E-11	Non-classic Plek
Hes12	8.22E-15	0.861041	0.513	0.2	1.44E-10	Non-classic Hes1
Rps1116	8.89E-15	0.325874	0.993	0.951	1.56E-10	Non-classic Rps11
Apbb1ip2	1.04E-14	0.809612	0.56	0.288	1.83E-10	Non-classic Apbb1ip
Gm101161	1.39E-14	0.698725	0.8	0.511	2.44E-10	Non-classic Gm10116

Mef2c2	1.54E-14	0.475212	0.653	0.318	2.70E-10	Non-classic Mef2c
Fxyd59	1.75E-14	0.724018	0.74	0.421	3.07E-10	Non-classic Fxyd5
Capzb7	3.06E-14	0.657075	0.72	0.49	5.36E-10	Non-classic Capzb
Actr314	4.04E-14	0.583959	0.747	0.51	7.09E-10	Non-classic Actr3
Fam49b4	5.40E-14	0.694873	0.693	0.357	9.48E-10	Non-classic Fam49b
Btg112	1.85E-13	0.407225	0.967	0.813	3.25E-09	Non-classic Btg1
Gpcpd12	3.10E-13	0.753685	0.553	0.305	5.45E-09	Non-classic Gpcpd1
Zfand51	3.59E-13	0.800827	0.547	0.306	6.30E-09	Non-classic Zfand5
Akap1310	4.05E-13	0.638671	0.747	0.547	7.12E-09	Non-classic Akap13
Rgs22	4.35E-13	0.581521	0.6	0.33	7.64E-09	Non-classic Rgs2
Cytip4	5.39E-13	0.797263	0.62	0.326	9.46E-09	Non-classic Cytip
Lcp14	6.33E-13	0.739482	0.687	0.352	1.11E-08	Non-classic Lcp1
Apoe6	1.15E-12	0.588859	0.78	0.433	2.01E-08	Non-classic Apoe
Arhgdib9	1.22E-12	0.530483	0.7	0.462	2.13E-08	Non-classic Arhgdib
Ccdc122	1.51E-12	0.681011	0.627	0.382	2.65E-08	Non-classic Ccdc12
Tpd523	1.74E-12	0.799017	0.52	0.23	3.06E-08	Non-classic Tpd52
Tkt4	2.03E-12	0.739448	0.52	0.28	3.56E-08	Non-classic Tkt
Slfn24	2.05E-12	0.721608	0.567	0.295	3.59E-08	Non-classic Slfn2
Mef2a1	2.33E-12	0.790428	0.573	0.329	4.10E-08	Non-classic Mef2a
Mcl14	2.58E-12	0.535614	0.713	0.475	4.52E-08	Non-classic Mcl1
Klf215	1.37E-11	0.423475	0.833	0.512	2.40E-07	Non-classic Klf2
Gng58	2.60E-11	0.449006	0.827	0.7	4.56E-07	Non-classic Gng5
Ptp4a22	6.00E-11	0.511241	0.773	0.578	1.05E-06	Non-classic Ptp4a2
Arhgef14	9.06E-11	0.60505	0.627	0.373	1.59E-06	Non-classic Arhgef1
Rps27rt15	1.10E-10	0.262134	0.987	0.931	1.93E-06	Non-classic Rps27rt
Rhoa4	1.27E-10	0.575406	0.793	0.674	2.23E-06	Non-classic Rhoa
Ifitm26	1.79E-10	0.573889	0.707	0.412	3.13E-06	Non-classic Ifitm2
Shfm18	2.86E-10	0.432643	0.84	0.706	5.03E-06	Non-classic Shfm1
Prdx53	2.99E-10	0.626457	0.653	0.45	5.24E-06	Non-classic Prdx5
Ywhaz1	6.60E-10	0.63543	0.653	0.457	1.16E-05	Non-classic Ywhaz
Cdk2ap25	1.07E-09	0.602089	0.653	0.481	1.87E-05	Non-classic Cdk2ap2
Adipor13	1.40E-09	0.69424	0.52	0.317	2.47E-05	Non-classic Adipor1
Marcks3	2.22E-09	0.490532	0.513	0.287	3.89E-05	Non-classic Marcks
Itgb13	2.67E-09	0.566758	0.64	0.414	4.68E-05	Non-classic Itgb1
Tgfb15	4.67E-09	0.586091	0.573	0.351	8.20E-05	Non-classic Tgfb1
Actg114	7.84E-09	0.391636	0.92	0.838	0.000138	Non-classic Actg1
Zeb26	8.07E-09	0.581496	0.587	0.439	0.000142	Non-classic Zeb2
H2-K114	9.46E-09	0.475235	0.847	0.684	0.000166	Non-classic H2-K1
Arhgap304	1.82E-08	0.576895	0.527	0.302	0.00032	Non-classic Arhgap30
Mrpl332	2.28E-08	0.581029	0.62	0.46	0.000401	Non-classic Mrpl33
Gapdh12	3.08E-08	0.526108	0.7	0.534	0.000541	Non-classic Gapdh
Pkm2	6.72E-08	0.549475	0.553	0.352	0.00118	Non-classic Pkm
Actr22	7.87E-08	0.565485	0.653	0.454	0.001381	Non-classic Actr2
Pabpc112	8.03E-08	0.374942	0.84	0.704	0.00141	Non-classic Pabpc1
Iqgap110	2.53E-07	0.349781	0.74	0.521	0.004448	Non-classic Iqgap1
Pim15	6.85E-07	0.490331	0.62	0.411	0.012025	Non-classic Pim1
Gnb2l112	9.27E-07	0.284934	0.907	0.795	0.016272	Non-classic Gnb2l1

Zfp7061	1.14E-06	0.441158	0.613	0.463	0.019944	Non-classic	Zfp706
Gnb24	1.35E-06	0.520251	0.693	0.556	0.023762	Non-classic	Gnb2
Nfkbia4	1.54E-06	0.352102	0.627	0.471	0.027053	Non-classic	Nfkbia
Ucp25	1.98E-06	0.335104	0.68	0.46	0.034747	Non-classic	Ucp2
Cd477	2.68E-06	0.42256	0.807	0.695	0.047099	Non-classic	Cd47
Arpc510	3.23E-06	0.394195	0.653	0.529	0.056712	Non-classic	Arpc5
Arpc43	3.53E-06	0.494478	0.527	0.378	0.061896	Non-classic	Arpc4
Bnip3l2	3.78E-06	0.450367	0.587	0.451	0.066402	Non-classic	Bnip3l
Brk11	4.24E-06	0.503738	0.587	0.434	0.07445	Non-classic	Brk1
Rpl10-ps31	7.06E-06	0.260053	0.92	0.858	0.124022	Non-classic	Rpl10-ps3
Stk17b5	9.42E-06	0.397399	0.56	0.378	0.165463	Non-classic	Stk17b
Actb10	1.27E-05	0.487441	0.987	0.965	0.223753	Non-classic	Actb
Nsa25	1.92E-05	0.423801	0.613	0.479	0.337261	Non-classic	Nsa2
Emp34	1.94E-05	0.527259	0.547	0.447	0.339803	Non-classic	Emp3
Cotl16	1.94E-05	0.434236	0.553	0.376	0.339866	Non-classic	Cotl1
Fis11	3.64E-05	0.415433	0.56	0.46	0.638502	Non-classic	Fis1
Hn14	4.50E-05	0.399544	0.52	0.396	0.790715	Non-classic	Hn1
Ptbp31	5.37E-05	0.414773	0.533	0.41	0.942595	Non-classic	Ptbp3
Atp5l5	8.32E-05	0.269928	0.793	0.715	1	Non-classic	Atp5l
Myl12b1	0.000115	0.300319	0.58	0.456	1	Non-classic	Myl12b
Neat19	0.000122	0.270043	0.64	0.519	1	Non-classic	Neat1
Dazap21	0.000134	0.433862	0.513	0.393	1	Non-classic	Dazap2
Slc25a54	0.000162	0.44715	0.573	0.441	1	Non-classic	Slc25a5
Ctsz4	0.000197	0.34962	0.52	0.371	1	Non-classic	Ctsz
Psma72	0.00049	0.397902	0.507	0.441	1	Non-classic	Psma7
Hsp90ab18	0.000498	0.254037	0.807	0.778	1	Non-classic	Hsp90ab1
Sf3b1	0.000748	0.283911	0.52	0.435	1	Non-classic	Sf3b1
Cox5a5	0.000865	0.378164	0.527	0.4	1	Non-classic	Cox5a
Hnrnpf10	0.001188	0.349291	0.66	0.585	1	Non-classic	Hnrnpf
Sh3glb110	0.001339	0.25351	0.6	0.516	1	Non-classic	Sh3glb1
Cdc427	0.001592	0.259952	0.713	0.664	1	Non-classic	Cdc42
Lmo43	0.001903	0.261995	0.56	0.463	1	Non-classic	Lmo4
Zfp36l211	0.004377	0.261376	0.613	0.546	1	Non-classic	Zfp36l2
Tpr2	0.005466	0.368152	0.527	0.438	1	Non-classic	Tpr
C1qa	1.47E-128	3.842224	1	0.02	2.59E-124	Peribronchi	C1qa
C1qc	4.09E-125	3.63584	0.977	0.02	7.19E-121	Peribronchi	C1qc
C1qb1	8.83E-124	3.649697	0.985	0.026	1.55E-119	Peribronchi	C1qb
Pf4	5.13E-88	2.910946	0.754	0.019	9.00E-84	Peribronchi	Pf4
Aif1	1.76E-86	1.759987	0.777	0.034	3.10E-82	Peribronchi	Aif1
Cx3cr12	2.69E-79	1.901693	0.808	0.062	4.73E-75	Peribronchi	Cx3cr1
Csf1r3	1.51E-73	1.841565	0.877	0.113	2.66E-69	Peribronchi	Csf1r
Mgl2	2.33E-73	1.549468	0.638	0.014	4.10E-69	Peribronchi	Mgl2
Ms4a7	1.40E-71	1.689123	0.592	0.01	2.45E-67	Peribronchi	Ms4a7
Mafb	4.63E-67	2.017645	0.746	0.059	8.13E-63	Peribronchi	Mafb
H2-Eb13	6.59E-67	2.601014	0.954	0.338	1.16E-62	Peribronchi	H2-Eb1
Cxcl161	2.36E-64	1.547519	0.777	0.106	4.14E-60	Peribronchi	Cxcl16
H2-Aa3	3.09E-62	2.311354	0.954	0.371	5.42E-58	Peribronchi	H2-Aa

H2-Ab13	2.94E-61	2.42208	0.962	0.364	5.16E-57	Peribronchi	H2-Ab1
Cd141	3.02E-59	1.539417	0.715	0.086	5.30E-55	Peribronchi	Cd14
C3ar1	1.56E-58	1.13756	0.515	0.011	2.73E-54	Peribronchi	C3ar1
P2ry6	1.30E-57	1.3088	0.685	0.075	2.29E-53	Peribronchi	P2ry6
Cd743	3.09E-57	2.042739	0.977	0.442	5.42E-53	Peribronchi	Cd74
H2-DMa3	1.33E-55	1.333634	0.877	0.262	2.33E-51	Peribronchi	H2-DMa
Gpr34	6.22E-55	1.182043	0.508	0.016	1.09E-50	Peribronchi	Gpr34
Fcgr33	7.78E-54	1.26905	0.777	0.14	1.37E-49	Peribronchi	Fcgr3
Rgs104	2.46E-52	1.403276	0.831	0.223	4.31E-48	Peribronchi	Rgs10
Kctd121	8.10E-52	1.338539	0.823	0.182	1.42E-47	Peribronchi	Kctd12
Adgre1	9.99E-51	1.241828	0.685	0.087	1.75E-46	Peribronchi	Adgre1
Ctsc2	2.43E-49	1.420343	0.877	0.277	4.26E-45	Peribronchi	Ctsc
Fcer1g6	3.96E-49	1.38293	0.985	0.29	6.96E-45	Peribronchi	Fcer1g
Ly862	5.14E-48	1.09858	0.754	0.152	9.02E-44	Peribronchi	Ly86
Trf4	9.48E-48	1.545198	0.908	0.269	1.66E-43	Peribronchi	Trf
Tmem176a	2.85E-46	1.212642	0.877	0.271	4.99E-42	Peribronchi	Tmem176a
Basp11	3.04E-46	0.964095	0.531	0.044	5.35E-42	Peribronchi	Basp1
Lst12	3.46E-46	1.01418	0.785	0.125	6.08E-42	Peribronchi	Lst1
Cd33	1.03E-45	1.094692	0.562	0.06	1.81E-41	Peribronchi	Cd33
Dab22	1.05E-44	1.503929	0.831	0.19	1.84E-40	Peribronchi	Dab2
H2-DMb13	1.27E-44	1.508935	0.785	0.191	2.22E-40	Peribronchi	H2-DMb1
Trem21	2.41E-43	1.210636	0.577	0.071	4.24E-39	Peribronchi	Trem2
Marcksl1	2.20E-42	1.154827	0.538	0.076	3.86E-38	Peribronchi	Marcksl1
Ptafr1	5.52E-42	1.003467	0.508	0.047	9.68E-38	Peribronchi	Ptafr
Evi2a2	5.05E-41	1.002202	0.631	0.108	8.87E-37	Peribronchi	Evi2a
Fcgr2b1	1.61E-40	1.000156	0.646	0.12	2.82E-36	Peribronchi	Fcgr2b
Tmem176b	1.66E-40	1.25512	0.877	0.308	2.91E-36	Peribronchi	Tmem176b
Slamf9	2.03E-40	1.002038	0.508	0.062	3.56E-36	Peribronchi	Slamf9
Ctsh4	2.50E-40	1.154812	0.823	0.26	4.39E-36	Peribronchi	Ctsh
Clec12a	3.49E-40	1.111345	0.554	0.073	6.12E-36	Peribronchi	Clec12a
Lgmn1	9.53E-40	1.223914	0.723	0.176	1.67E-35	Peribronchi	Lgmn
Apobec11	3.38E-39	1.116574	0.623	0.106	5.94E-35	Peribronchi	Apobec1
Ccl91	3.74E-39	1.132771	0.608	0.094	6.57E-35	Peribronchi	Ccl9
Adap2os	9.56E-38	1.098552	0.538	0.05	1.68E-33	Peribronchi	Adap2os
Ctss4	2.23E-37	1.027122	0.938	0.365	3.91E-33	Peribronchi	Ctss
Sepp112	2.89E-37	1.525743	0.931	0.55	5.07E-33	Peribronchi	Sepp1
Cst316	5.69E-37	1.140635	1	0.709	1.00E-32	Peribronchi	Cst3
Tyrobp6	8.54E-37	0.972736	0.977	0.345	1.50E-32	Peribronchi	Tyrobp
Lair1	1.13E-36	0.922743	0.515	0.077	1.99E-32	Peribronchi	Lair1
Unc93b14	7.88E-36	1.002571	0.792	0.25	1.38E-31	Peribronchi	Unc93b1
Pld43	1.10E-35	1.056115	0.7	0.167	1.93E-31	Peribronchi	Pld4
Wfdc172	4.96E-35	1.493587	0.585	0.105	8.70E-31	Peribronchi	Wfdc17
Lyz25	6.41E-35	1.027845	1	0.458	1.12E-30	Peribronchi	Lyz2
Hexb1	1.84E-34	0.960171	0.623	0.163	3.23E-30	Peribronchi	Hexb
Mrc12	2.01E-34	1.170102	0.677	0.14	3.52E-30	Peribronchi	Mrc1
Ms4a6c3	2.40E-33	0.920943	0.615	0.103	4.21E-29	Peribronchi	Ms4a6c
Fos12	7.57E-33	1.074779	0.985	0.56	1.33E-28	Peribronchi	Fos

Tgfbi3	8.08E-31	0.987225	0.769	0.231	1.42E-26	Peribronchi	Tgfbi
Apoe7	2.37E-30	2.222381	0.831	0.433	4.17E-26	Peribronchi	Apoe
Maf2	3.56E-30	1.149636	0.577	0.16	6.25E-26	Peribronchi	Maf
AF2517053	5.84E-30	0.846972	0.577	0.132	1.03E-25	Peribronchi	AF251705
Ctsb3	2.01E-29	1.134754	0.885	0.442	3.53E-25	Peribronchi	Ctsb
Clec4a21	8.85E-29	0.923303	0.523	0.092	1.55E-24	Peribronchi	Clec4a2
Bcl2a1b2	1.03E-28	1.047025	0.662	0.17	1.80E-24	Peribronchi	Bcl2a1b
Plekho1	5.26E-28	0.843303	0.554	0.116	9.23E-24	Peribronchi	Plekho1
Cd683	7.70E-28	0.831026	0.569	0.14	1.35E-23	Peribronchi	Cd68
Spi15	8.05E-28	0.835644	0.792	0.26	1.41E-23	Peribronchi	Spi1
Itm2b9	1.39E-27	0.926715	0.977	0.809	2.44E-23	Peribronchi	Itm2b
Rbpj	1.84E-27	0.747314	0.546	0.147	3.23E-23	Peribronchi	Rbpj
Marcks4	2.74E-27	0.896574	0.838	0.283	4.81E-23	Peribronchi	Marcks
Ftl113	3.61E-27	0.649705	1	0.939	6.33E-23	Peribronchi	Ftl1
Tm6sf14	1.71E-26	0.756915	0.638	0.201	3.00E-22	Peribronchi	Tm6sf1
Serinc39	3.80E-26	0.991445	0.946	0.586	6.67E-22	Peribronchi	Serinc3
Cyth41	5.15E-26	0.765538	0.615	0.157	9.05E-22	Peribronchi	Cyth4
Clec4a32	8.29E-26	0.843801	0.538	0.113	1.46E-21	Peribronchi	Clec4a3
Atox16	1.01E-25	0.942263	0.877	0.472	1.77E-21	Peribronchi	Atox1
Efhd24	5.32E-25	0.737415	0.7	0.237	9.34E-21	Peribronchi	Efhd2
Nfkbiz	1.00E-24	0.940892	0.562	0.141	1.76E-20	Peribronchi	Nfkbiz
Tmsb4x15	3.12E-24	0.562017	1	0.992	5.49E-20	Peribronchi	Tmsb4x
Snx51	1.52E-23	0.657353	0.715	0.277	2.66E-19	Peribronchi	Snx5
Fyb5	2.61E-23	0.701445	0.646	0.197	4.58E-19	Peribronchi	Fyb
Pid14	2.77E-23	0.724347	0.708	0.262	4.86E-19	Peribronchi	Pid1
Mt13	5.43E-23	0.638137	0.731	0.27	9.53E-19	Peribronchi	Mt1
Ccr23	6.85E-23	1.21836	0.515	0.128	1.20E-18	Peribronchi	Ccr2
Vsir2	7.80E-23	0.805137	0.638	0.196	1.37E-18	Peribronchi	Vsir
Hexa4	9.03E-23	0.920423	0.723	0.265	1.59E-18	Peribronchi	Hexa
Man2b11	1.46E-22	0.820367	0.523	0.129	2.57E-18	Peribronchi	Man2b1
Fam46a1	8.88E-22	0.966717	0.569	0.161	1.56E-17	Peribronchi	Fam46a
Ptpn188	1.39E-21	0.728696	0.869	0.424	2.44E-17	Peribronchi	Ptpn18
Pea15a	1.48E-21	0.755972	0.577	0.163	2.60E-17	Peribronchi	Pea15a
Gpx114	1.76E-21	0.789341	0.9	0.546	3.09E-17	Peribronchi	Gpx1
Dusp110	2.05E-21	0.684527	0.9	0.492	3.61E-17	Peribronchi	Dusp1
Blvrb1	2.16E-21	0.695743	0.554	0.191	3.79E-17	Peribronchi	Blvrb
Lcp15	3.72E-20	0.765417	0.8	0.351	6.52E-16	Peribronchi	Lcp1
Erp293	1.52E-19	0.567323	0.754	0.373	2.66E-15	Peribronchi	Erp29
Ctsz5	2.30E-19	0.753372	0.754	0.368	4.04E-15	Peribronchi	Ctsz
Zfp364	2.85E-19	0.835929	0.862	0.456	5.01E-15	Peribronchi	Zfp36
Cltc2	6.00E-19	0.91346	0.685	0.283	1.05E-14	Peribronchi	Cltc
Nfkbia5	6.88E-19	0.721305	0.8	0.469	1.21E-14	Peribronchi	Nfkbia
Syngr21	1.30E-18	0.725806	0.6	0.199	2.28E-14	Peribronchi	Syngr2
Mef2c3	1.55E-18	0.401241	0.808	0.317	2.72E-14	Peribronchi	Mef2c
Ehd41	2.86E-18	0.520992	0.631	0.178	5.02E-14	Peribronchi	Ehd4
P2rx41	5.13E-18	0.628213	0.546	0.187	9.00E-14	Peribronchi	P2rx4
Psap15	1.42E-17	0.654371	0.954	0.582	2.50E-13	Peribronchi	Psap

Grn2	1.43E-17	0.81217	0.685	0.269	2.51E-13	Peribronchi	Grn
Abhd122	3.67E-17	0.482098	0.538	0.186	6.45E-13	Peribronchi	Abhd12
Gm101161	3.70E-17	0.700267	0.869	0.511	6.50E-13	Peribronchi	Gm10116
Sirpa3	2.44E-16	0.632786	0.623	0.207	4.28E-12	Peribronchi	Sirpa
Cyba12	2.65E-16	0.588084	0.9	0.614	4.66E-12	Peribronchi	Cyba
Fth117	3.19E-16	0.343121	1	0.963	5.60E-12	Peribronchi	Fth1
Axl2	3.33E-16	0.519343	0.608	0.215	5.84E-12	Peribronchi	Axl
Egr14	1.25E-15	0.559523	0.854	0.409	2.19E-11	Peribronchi	Egr1
Il10rb1	1.45E-15	0.611314	0.523	0.204	2.54E-11	Peribronchi	Il10rb
Trps11	1.57E-15	0.469648	0.508	0.191	2.76E-11	Peribronchi	Trps1
Ctsa2	2.01E-15	0.529243	0.569	0.227	3.53E-11	Peribronchi	Ctsa
Alox5ap5	3.10E-15	0.463812	0.685	0.229	5.44E-11	Peribronchi	Alox5ap
Herpud1	4.68E-15	0.67444	0.592	0.223	8.21E-11	Peribronchi	Herpud1
Prcp4	7.42E-15	0.588993	0.631	0.239	1.30E-10	Peribronchi	Prcp
Npc213	8.09E-15	0.504236	0.854	0.558	1.42E-10	Peribronchi	Npc2
Cybb4	9.88E-15	0.290557	0.738	0.267	1.74E-10	Peribronchi	Cybb
Emp35	8.11E-14	0.48185	0.785	0.444	1.42E-09	Peribronchi	Emp3
Mpeg14	1.33E-13	0.333119	0.654	0.221	2.34E-09	Peribronchi	Mpeg1
Dhrs32	2.11E-13	0.405834	0.538	0.202	3.71E-09	Peribronchi	Dhrs3
Cd635	2.60E-13	0.498596	0.669	0.321	4.57E-09	Peribronchi	Cd63
Tnpo3	4.03E-13	0.575369	0.546	0.2	7.07E-09	Peribronchi	Tnpo3
Klf61	4.23E-13	0.660188	0.769	0.448	7.43E-09	Peribronchi	Klf6
Rassf44	6.72E-13	0.534815	0.531	0.185	1.18E-08	Peribronchi	Rassf4
Ifi303	7.45E-13	0.521563	0.515	0.196	1.31E-08	Peribronchi	Ifi30
Laptm56	1.00E-12	0.432349	0.838	0.41	1.76E-08	Peribronchi	Laptm5
Atp2b14	2.06E-12	0.484715	0.731	0.384	3.62E-08	Peribronchi	Atp2b1
Gdi24	2.56E-12	0.498459	0.792	0.463	4.50E-08	Peribronchi	Gdi2
Ier51	2.76E-12	0.445848	0.662	0.338	4.84E-08	Peribronchi	Ier5
Zeb27	7.92E-12	0.443217	0.769	0.437	1.39E-07	Peribronchi	Zeb2
Cotl17	1.39E-11	0.598513	0.731	0.374	2.43E-07	Peribronchi	Cotl1
Rtn43	3.31E-11	0.462287	0.746	0.416	5.82E-07	Peribronchi	Rtn4
Cd815	4.59E-11	0.282806	0.8	0.436	8.06E-07	Peribronchi	Cd81
Rps2910	5.30E-11	0.266616	1	0.994	9.31E-07	Peribronchi	Rps29
Lamp112	6.70E-11	0.411459	0.869	0.564	1.18E-06	Peribronchi	Lamp1
Ifngr17	7.74E-11	0.484567	0.785	0.407	1.36E-06	Peribronchi	Ifngr1
Rnf1303	8.07E-11	0.453742	0.577	0.251	1.42E-06	Peribronchi	Rnf130
Wnk1	2.18E-10	0.408994	0.638	0.344	3.84E-06	Peribronchi	Wnk1
Ifngr22	3.48E-10	0.36956	0.515	0.217	6.11E-06	Peribronchi	Ifngr2
Lyn4	3.89E-10	0.384672	0.585	0.28	6.83E-06	Peribronchi	Lyn
Btg214	4.80E-10	0.471963	0.908	0.686	8.42E-06	Peribronchi	Btg2
Prkcd5	1.20E-09	0.406933	0.585	0.246	2.10E-05	Peribronchi	Prkcd
Bri35	1.26E-09	0.463073	0.777	0.479	2.21E-05	Peribronchi	Bri3
Clta10	3.56E-09	0.416042	0.785	0.519	6.24E-05	Peribronchi	Clta
Ier212	4.47E-09	0.350207	0.854	0.558	7.85E-05	Peribronchi	Ier2
Sdcbp2	4.53E-09	0.275072	0.638	0.381	7.96E-05	Peribronchi	Sdcbp
Clic112	5.52E-09	0.383413	0.815	0.507	9.69E-05	Peribronchi	Clic1
Gnai213	6.92E-09	0.298808	0.915	0.642	0.000121	Peribronchi	Gnai2

Bcl101	8.80E-09	0.292079	0.515	0.255	0.000154	Peribronchi	Bcl10
Capza23	1.09E-08	0.389625	0.669	0.414	0.000192	Peribronchi	Capza2
Rnaset2a3	2.42E-08	0.418726	0.538	0.244	0.000425	Peribronchi	Rnaset2a
Atp6v0b3	2.73E-08	0.411897	0.731	0.418	0.00048	Peribronchi	Atp6v0b
Cstb2	4.51E-08	0.555432	0.654	0.346	0.000793	Peribronchi	Cstb
Tpd524	1.98E-07	0.407011	0.531	0.23	0.003473	Peribronchi	Tpd52
Rrbp112	3.12E-07	0.318295	0.823	0.521	0.005473	Peribronchi	Rrbp1
Ywhah3	5.83E-07	0.307913	0.631	0.394	0.01024	Peribronchi	Ywhah
Slc6a62	6.40E-07	0.349338	0.585	0.297	0.011231	Peribronchi	Slc6a6
Irf2bp22	6.43E-07	0.409209	0.515	0.297	0.011282	Peribronchi	Irf2bp2
Picalm2	7.10E-07	0.359981	0.592	0.312	0.012461	Peribronchi	Picalm
BC0055373	9.63E-07	0.307727	0.554	0.334	0.016903	Peribronchi	BC005537
Gltp4	1.02E-06	0.310449	0.615	0.316	0.017854	Peribronchi	Gltp
Fuca1	1.13E-06	0.357837	0.546	0.297	0.019823	Peribronchi	Fuca1
Zfp36l16	1.33E-06	0.269244	0.754	0.474	0.023435	Peribronchi	Zfp36l1
Cdc428	1.47E-06	0.259009	0.846	0.663	0.025805	Peribronchi	Cdc42
Arpc44	1.59E-06	0.337299	0.608	0.377	0.027988	Peribronchi	Arpc4
Actr315	2.48E-06	0.303442	0.715	0.511	0.043469	Peribronchi	Actr3
Crip18	4.98E-06	0.38887	0.892	0.76	0.087508	Peribronchi	Crip1
Zfand52	9.44E-06	0.422868	0.538	0.306	0.16581	Peribronchi	Zfand5
Atpif14	1.62E-05	0.26137	0.669	0.421	0.284153	Peribronchi	Atpif1
Gnb25	1.86E-05	0.251899	0.754	0.556	0.326863	Peribronchi	Gnb2
Anxa55	1.92E-05	0.271473	0.669	0.396	0.336663	Peribronchi	Anxa5
Brk12	3.77E-05	0.259308	0.623	0.434	0.662224	Peribronchi	Brk1
Gm2a4	3.93E-05	0.310947	0.646	0.421	0.689587	Peribronchi	Gm2a
Actb11	3.99E-05	0.307268	0.992	0.965	0.700773	Peribronchi	Actb
Ddx3x1	5.83E-05	0.279421	0.585	0.374	1	Peribronchi	Ddx3x
PISD4	7.14E-05	0.33704	0.685	0.452	1	Peribronchi	PISD
Ccnl1	9.42E-05	0.290582	0.6	0.396	1	Peribronchi	Ccnl1
Arhgdia3	9.73E-05	0.296215	0.715	0.483	1	Peribronchi	Arhgdia
Fxyd510	0.00057	0.280094	0.692	0.422	1	Peribronchi	Fxyd5
Sftpa1	1.91E-133	4.737098	1	0.013	3.35E-129	AT2	Sftpa1
Wfdc2	1.27E-129	3.13188	0.983	0.007	2.23E-125	AT2	Wfdc2
Sftpb	8.19E-127	4.446463	1	0.01	1.44E-122	AT2	Sftpb
Cxcl15	1.00E-126	3.951027	0.983	0.005	1.76E-122	AT2	Cxcl15
Lamp3	3.05E-126	2.709218	0.958	0.008	5.35E-122	AT2	Lamp3
Slc34a2	6.45E-126	3.815711	0.958	0.006	1.13E-121	AT2	Slc34a2
Sftpd	8.04E-126	2.956475	0.958	0.003	1.41E-121	AT2	Sftpd
Cbr2	2.49E-124	2.908238	0.966	0.011	4.37E-120	AT2	Cbr2
Sfta2	1.41E-121	2.860059	0.924	0.003	2.47E-117	AT2	Sfta2
Chil1	4.15E-118	2.634091	0.924	0.006	7.29E-114	AT2	Chil1
Cldn18	1.70E-113	2.091072	0.866	0.002	2.99E-109	AT2	Cldn18
S100g	5.01E-112	3.141698	0.882	0.006	8.79E-108	AT2	S100g
Ager	3.55E-110	1.962303	0.857	0.005	6.24E-106	AT2	Ager
Sftpc	2.48E-106	6.368821	0.975	0.077	4.36E-102	AT2	Sftpc
Hc	9.72E-106	2.592254	0.824	0.002	1.71E-101	AT2	Hc
Ppp1r14c	7.88E-104	1.888012	0.824	0.012	1.38E-99	AT2	Ppp1r14c

Ank3	7.33E-102	1.78476	0.798	0.004	1.29E-97	AT2	Ank3
Ptprf	4.70E-98	1.95772	0.84	0.031	8.25E-94	AT2	Ptprf
Lgi3	2.01E-97	1.495824	0.773	0.003	3.53E-93	AT2	Lgi3
Etv5	3.81E-97	1.957362	0.824	0.017	6.69E-93	AT2	Etv5
Scd1	3.20E-94	2.907295	0.958	0.121	5.61E-90	AT2	Scd1
Dram1	5.87E-92	2.065205	0.882	0.066	1.03E-87	AT2	Dram1
Aqp5	3.06E-91	1.480976	0.723	0.002	5.37E-87	AT2	Aqp5
Lpcat1	4.32E-89	2.149378	0.908	0.07	7.59E-85	AT2	Lpcat1
Cmtm8	4.88E-86	1.366606	0.756	0.017	8.56E-82	AT2	Cmtm8
Lcn2	3.27E-85	1.408615	0.714	0.012	5.74E-81	AT2	Lcn2
Smim6	1.96E-84	1.329632	0.689	0.005	3.45E-80	AT2	Smim6
Pla2g1b	5.07E-84	1.53208	0.672	0.001	8.90E-80	AT2	Pla2g1b
Nkx2-1	5.50E-84	1.530228	0.681	0.003	9.66E-80	AT2	Nkx2-1
Car8	6.92E-83	1.742081	0.714	0.006	1.22E-78	AT2	Car8
Abca3	1.95E-82	1.859212	0.866	0.087	3.42E-78	AT2	Abca3
Alcam1	2.41E-82	1.867761	0.958	0.139	4.23E-78	AT2	Alcam
Atp1b1	5.38E-80	1.78366	0.866	0.071	9.44E-76	AT2	Atp1b1
Atp8a1	1.22E-79	1.773136	0.916	0.095	2.14E-75	AT2	Atp8a1
Cystm1	1.65E-78	1.360297	0.731	0.031	2.90E-74	AT2	Cystm1
Fgfr2	2.84E-78	1.381851	0.672	0.017	4.99E-74	AT2	Fgfr2
Fasn	3.90E-78	1.676546	0.739	0.039	6.85E-74	AT2	Fasn
Cpm	4.72E-78	1.683672	0.756	0.037	8.29E-74	AT2	Cpm
Pi4k2b	1.97E-77	1.383203	0.748	0.04	3.46E-73	AT2	Pi4k2b
Acsl4	7.12E-76	1.588131	0.815	0.079	1.25E-71	AT2	Acsl4
Npw	8.90E-76	1.190125	0.613	0.001	1.56E-71	AT2	Npw
Prr15l	1.50E-75	1.236574	0.613	0.004	2.64E-71	AT2	Prr15l
Grb14	3.77E-75	1.143246	0.622	0.014	6.62E-71	AT2	Grb14
Exosc7	5.86E-74	1.359519	0.739	0.06	1.03E-69	AT2	Exosc7
Scd2	2.37E-71	1.747846	0.874	0.157	4.15E-67	AT2	Scd2
Muc1	2.54E-71	1.309681	0.597	0.003	4.45E-67	AT2	Muc1
Sdc1	5.64E-71	1.141311	0.639	0.021	9.91E-67	AT2	Sdc1
Snhg11	9.47E-71	1.302044	0.655	0.016	1.66E-66	AT2	Snhg11
Bex4	7.01E-69	1.433231	0.571	0.003	1.23E-64	AT2	Bex4
Irx3	1.13E-68	1.064807	0.563	0.002	1.98E-64	AT2	Irx3
Irx1	6.00E-68	1.093545	0.546	0.001	1.05E-63	AT2	Irx1
Cldn3	6.83E-68	1.146443	0.555	0.006	1.20E-63	AT2	Cldn3
Il33	9.84E-68	1.593901	0.681	0.033	1.73E-63	AT2	Il33
Atp11a	1.63E-67	1.45641	0.773	0.062	2.86E-63	AT2	Atp11a
Elovl1	2.62E-67	1.841055	0.874	0.135	4.60E-63	AT2	Elovl1
Chchd101	2.07E-66	1.449492	0.882	0.157	3.64E-62	AT2	Chchd10
Apoc1	9.88E-66	1.703628	0.681	0.05	1.73E-61	AT2	Apoc1
Crb3	1.06E-65	0.949504	0.529	0.005	1.86E-61	AT2	Crb3
Slco4c1	1.12E-65	1.04384	0.538	0.002	1.96E-61	AT2	Slco4c1
Kcnj15	2.88E-65	1.093939	0.546	0.003	5.06E-61	AT2	Kcnj15
Slc39a8	3.11E-64	0.965957	0.529	0.012	5.46E-60	AT2	Slc39a8
Egfl6	3.54E-64	1.105662	0.529	0.005	6.21E-60	AT2	Egfl6
Npc214	1.51E-63	2.189867	0.992	0.557	2.65E-59	AT2	Npc2

Irx2	1.82E-63	1.057933	0.513	0.002	3.19E-59	AT2	Irx2
Cdh1	7.00E-63	1.316653	0.613	0.023	1.23E-58	AT2	Cdh1
Fabp51	8.44E-63	1.859733	0.815	0.12	1.48E-58	AT2	Fabp5
Gclc	2.28E-59	1.460371	0.714	0.069	4.00E-55	AT2	Gclc
Spint2	2.85E-58	1.430816	0.782	0.108	5.00E-54	AT2	Spint2
Bex2	1.19E-55	1.719965	0.504	0.005	2.10E-51	AT2	Bex2
Ctsh5	2.28E-55	1.517231	0.941	0.259	4.00E-51	AT2	Ctsh
Soat12	1.01E-54	1.364189	0.815	0.185	1.78E-50	AT2	Soat1
Wbp52	7.63E-54	1.441412	0.941	0.251	1.34E-49	AT2	Wbp5
Sdc44	1.16E-53	1.29188	0.933	0.248	2.04E-49	AT2	Sdc4
Slc12a2	1.55E-52	1.08625	0.521	0.025	2.72E-48	AT2	Slc12a2
Rnase43	1.83E-51	1.371526	0.924	0.257	3.22E-47	AT2	Rnase4
Cat	1.58E-50	1.395058	0.756	0.13	2.78E-46	AT2	Cat
Mid1ip1	6.63E-50	1.427947	0.824	0.167	1.16E-45	AT2	Mid1ip1
Zdhhc3	1.09E-48	1.451942	0.706	0.11	1.91E-44	AT2	Zdhhc3
Lrg1	1.09E-48	1.441007	0.504	0.025	1.92E-44	AT2	Lrg1
Hp1	1.73E-48	1.135037	0.613	0.051	3.04E-44	AT2	Hp
Abcd3	2.12E-48	1.165132	0.689	0.083	3.71E-44	AT2	Abcd3
Tmem243	6.78E-48	1.314555	0.849	0.232	1.19E-43	AT2	Tmem243
Napsa4	7.92E-48	1.316399	0.79	0.167	1.39E-43	AT2	Napsa
Cd363	2.07E-47	1.274016	0.924	0.182	3.63E-43	AT2	Cd36
Lyz26	4.30E-47	1.644982	0.992	0.459	7.55E-43	AT2	Lyz2
Acot7	1.87E-46	1.122229	0.546	0.047	3.29E-42	AT2	Acot7
Bcam	2.99E-46	0.8495	0.546	0.041	5.26E-42	AT2	Bcam
Mecom	3.82E-44	0.802717	0.555	0.06	6.71E-40	AT2	Mecom
Errfi12	1.47E-43	1.073932	0.723	0.148	2.57E-39	AT2	Errfi1
Rbm47	2.78E-43	1.024816	0.563	0.067	4.87E-39	AT2	Rbm47
Avpi1	2.97E-43	1.074745	0.639	0.089	5.21E-39	AT2	Avpi1
mt-Nd46	1.55E-42	1.029301	0.983	0.942	2.72E-38	AT2	mt-Nd4
mt-Nd26	1.96E-42	1.161254	0.983	0.905	3.44E-38	AT2	mt-Nd2
Prnp	2.00E-42	1.089446	0.748	0.115	3.52E-38	AT2	Prnp
Mme	6.35E-42	0.89865	0.555	0.063	1.11E-37	AT2	Mme
Adgrf51	5.63E-41	0.769323	0.689	0.072	9.89E-37	AT2	Adgrf5
Abhd2	1.53E-40	1.439584	0.756	0.147	2.68E-36	AT2	Abhd2
Gde11	4.89E-40	1.008178	0.681	0.138	8.59E-36	AT2	Gde1
Ccnd11	6.14E-40	0.95657	0.563	0.06	1.08E-35	AT2	Ccnd1
mt-Co15	7.24E-39	0.915326	0.983	0.992	1.27E-34	AT2	mt-Co1
Ctnnb12	8.46E-39	1.055371	0.84	0.277	1.49E-34	AT2	Ctnnb1
Ahcyl2	9.96E-39	0.966659	0.63	0.094	1.75E-34	AT2	Ahcyl2
Mbip	1.59E-38	0.875747	0.521	0.046	2.79E-34	AT2	Mbip
Ces1d1	1.97E-38	0.944625	0.605	0.064	3.45E-34	AT2	Ces1d
Vamp82	3.99E-37	1.096215	0.891	0.394	7.00E-33	AT2	Vamp8
Lpin2	6.47E-37	0.761265	0.538	0.081	1.14E-32	AT2	Lpin2
H2afj3	1.40E-36	1.136841	0.916	0.45	2.46E-32	AT2	H2afj
Acly	1.79E-35	0.977461	0.664	0.144	3.15E-31	AT2	Acly
Scgb1a1	1.52E-34	3.642393	0.513	0.059	2.66E-30	AT2	Scgb1a1
Tgoln1	1.98E-34	1.152847	0.798	0.248	3.47E-30	AT2	Tgoln1

Dcxr	1.08E-33	0.944146	0.504	0.064	1.89E-29	AT2	Dcxr
Ppid	1.41E-33	0.819667	0.563	0.088	2.47E-29	AT2	Ppid
mt-Cytb7	7.47E-32	0.82609	0.983	0.96	1.31E-27	AT2	mt-Cytb
Chka	9.65E-32	0.842776	0.563	0.078	1.69E-27	AT2	Chka
Cadm1	1.64E-31	0.755485	0.504	0.058	2.88E-27	AT2	Cadm1
Nkd1	1.77E-31	0.641748	0.563	0.091	3.10E-27	AT2	Nkd1
Secisbp2l	6.40E-31	0.889319	0.622	0.134	1.12E-26	AT2	Secisbp2l
mt-Nd52	8.43E-31	1.114031	0.958	0.617	1.48E-26	AT2	mt-Nd5
mt-Co35	9.15E-31	0.742137	0.983	0.991	1.61E-26	AT2	mt-Co3
Tpm12	9.56E-30	0.835746	0.79	0.226	1.68E-25	AT2	Tpm1
mt-Atp81	1.63E-29	1.151462	0.924	0.465	2.87E-25	AT2	mt-Atp8
Scp22	2.72E-29	0.935372	0.899	0.445	4.77E-25	AT2	Scp2
Swt1	4.46E-29	0.577421	0.58	0.141	7.83E-25	AT2	Swt1
Ctsc3	1.32E-27	0.969077	0.798	0.279	2.32E-23	AT2	Ctsc
Cebpa1	1.44E-27	0.851105	0.597	0.124	2.53E-23	AT2	Cebpa
Phldb2	2.57E-27	0.726185	0.546	0.091	4.50E-23	AT2	Phldb2
mt-Nd4l4	1.70E-26	1.065753	0.933	0.542	2.99E-22	AT2	mt-Nd4l
Tmem238	1.95E-26	0.639073	0.513	0.123	3.43E-22	AT2	Tmem238
Acsl5	9.48E-26	0.639571	0.563	0.142	1.66E-21	AT2	Acsl5
Azin1	1.02E-25	0.964436	0.571	0.135	1.78E-21	AT2	Azin1
Bri36	2.60E-25	0.877808	0.891	0.478	4.57E-21	AT2	Bri3
Emb2	5.81E-24	0.636531	0.622	0.165	1.02E-19	AT2	Emb
mt-Nd35	3.80E-23	0.812789	0.908	0.633	6.66E-19	AT2	mt-Nd3
Epas11	5.33E-23	0.446283	0.613	0.129	9.36E-19	AT2	Epas1
Adk	6.38E-23	0.655388	0.504	0.101	1.12E-18	AT2	Adk
Cd200	1.30E-22	0.595796	0.597	0.117	2.28E-18	AT2	Cd200
mt-Nd15	3.42E-22	0.60134	0.992	0.969	6.00E-18	AT2	mt-Nd1
Emp22	9.54E-22	0.517966	0.639	0.174	1.68E-17	AT2	Emp2
Cyb5b	9.86E-22	0.745848	0.58	0.147	1.73E-17	AT2	Cyb5b
mt-Co22	1.14E-21	0.60805	0.983	0.979	2.01E-17	AT2	mt-Co2
Brd7	1.37E-21	0.647314	0.58	0.182	2.41E-17	AT2	Brd7
Mettl7a12	2.09E-21	0.386003	0.697	0.219	3.66E-17	AT2	Mettl7a1
Tmem30a	3.18E-21	0.756068	0.765	0.297	5.59E-17	AT2	Tmem30a
Usp8	2.45E-20	0.745625	0.571	0.15	4.30E-16	AT2	Usp8
Dbi3	4.03E-20	0.857231	0.765	0.369	7.07E-16	AT2	Dbi
Selenbp11	5.01E-20	0.57393	0.555	0.131	8.79E-16	AT2	Selenbp1
Socs23	1.19E-19	0.624912	0.706	0.241	2.09E-15	AT2	Socs2
Hint2	2.01E-19	0.53687	0.513	0.139	3.53E-15	AT2	Hint2
Insig1	3.21E-19	0.666374	0.504	0.137	5.64E-15	AT2	Insig1
Siva1	3.70E-19	0.754663	0.597	0.189	6.49E-15	AT2	Siva1
Id25	4.07E-19	0.644242	0.773	0.295	7.15E-15	AT2	Id2
Wls	5.15E-19	0.820092	0.605	0.189	9.05E-15	AT2	Wls
App5	2.04E-18	0.728559	0.815	0.389	3.57E-14	AT2	App
Tmem245	3.76E-18	0.449407	0.521	0.165	6.61E-14	AT2	Tmem245
Oat1	5.04E-18	0.744133	0.605	0.192	8.85E-14	AT2	Oat
Mtch11	6.30E-18	0.638699	0.639	0.243	1.11E-13	AT2	Mtch1
Rpl218	8.44E-18	0.425078	0.975	0.969	1.48E-13	AT2	Rpl21

Atp6v1a2	1.12E-17	0.666462	0.546	0.174	1.96E-13	AT2	Atp6v1a
Camk2n12	3.32E-17	0.4102	0.529	0.161	5.83E-13	AT2	Camk2n1
Hmgn14	4.65E-17	0.521693	0.832	0.454	8.17E-13	AT2	Hmgn1
Ramp14	5.48E-17	0.556964	0.647	0.222	9.61E-13	AT2	Ramp1
Cers2	1.86E-16	0.459851	0.529	0.18	3.26E-12	AT2	Cers2
Ift20	3.61E-16	0.614897	0.664	0.278	6.33E-12	AT2	Ift20
Taok3	7.08E-16	0.497143	0.597	0.217	1.24E-11	AT2	Taok3
Gpx411	7.74E-16	0.582151	0.882	0.616	1.36E-11	AT2	Gpx4
Prdx63	9.58E-16	0.680353	0.739	0.33	1.68E-11	AT2	Prdx6
Neat110	1.28E-15	0.589682	0.849	0.517	2.24E-11	AT2	Neat1
Arf61	1.34E-15	0.518869	0.739	0.372	2.35E-11	AT2	Arf6
mt-Atp64	1.50E-15	0.464993	0.992	0.994	2.64E-11	AT2	mt-Atp6
Iqgap111	1.53E-15	0.492799	0.899	0.52	2.68E-11	AT2	Iqgap1
Dstn7	4.06E-15	0.592628	0.882	0.478	7.12E-11	AT2	Dstn
Mgst15	6.73E-15	0.498882	0.765	0.333	1.18E-10	AT2	Mgst1
Higd1a	8.77E-15	0.685497	0.622	0.217	1.54E-10	AT2	Higd1a
Tsc22d12	2.46E-14	0.459804	0.63	0.211	4.32E-10	AT2	Tsc22d1
Emc6	3.32E-14	0.540728	0.647	0.256	5.83E-10	AT2	Emc6
Bag1	1.05E-13	0.442963	0.706	0.336	1.85E-09	AT2	Bag1
Stard3nl1	1.26E-13	0.490541	0.546	0.193	2.22E-09	AT2	Stard3nl
Rps1911	1.35E-13	0.327631	0.975	0.973	2.37E-09	AT2	Rps19
Oaz22	1.35E-13	0.5523	0.647	0.232	2.37E-09	AT2	Oaz2
Map1lc3a3	1.42E-13	0.54423	0.655	0.299	2.49E-09	AT2	Map1lc3a
Bsg4	2.19E-13	0.561435	0.824	0.44	3.84E-09	AT2	Bsg
Ccz1	2.72E-13	0.446877	0.555	0.196	4.77E-09	AT2	Ccz1
Mrpl14	3.87E-13	0.51178	0.58	0.244	6.80E-09	AT2	Mrpl14
Tmem2563	4.42E-13	0.457145	0.765	0.393	7.76E-09	AT2	Tmem256
Tmbim68	5.12E-13	0.529427	0.815	0.493	8.99E-09	AT2	Tmbim6
Anapc13	5.43E-13	0.438709	0.706	0.324	9.53E-09	AT2	Anapc13
Atp6v1g14	2.70E-12	0.544385	0.782	0.489	4.74E-08	AT2	Atp6v1g1
Gm424181	5.12E-12	0.96156	0.765	0.415	8.98E-08	AT2	Gm42418
Drap1	6.39E-12	0.392227	0.622	0.279	1.12E-07	AT2	Drap1
Ndufa73	6.73E-12	0.458114	0.824	0.53	1.18E-07	AT2	Ndufa7
Sod1	2.49E-11	0.434939	0.571	0.246	4.38E-07	AT2	Sod1
Hp1bp3	5.22E-10	0.44863	0.622	0.306	9.17E-06	AT2	Hp1bp3
Ptms10	1.16E-09	0.385449	0.866	0.482	2.04E-05	AT2	Ptms
Aplp23	1.84E-09	0.55517	0.689	0.347	3.22E-05	AT2	Aplp2
Nrp14	3.08E-09	0.328768	0.655	0.31	5.41E-05	AT2	Nrp1
Nupr15	3.77E-09	0.344732	0.597	0.269	6.61E-05	AT2	Nupr1
Eif4h	7.40E-09	0.455506	0.613	0.318	0.00013	AT2	Eif4h
Nfe2l21	9.13E-09	0.382478	0.504	0.22	0.00016	AT2	Nfe2l2
Cox6c5	2.31E-08	0.352161	0.882	0.728	0.000406	AT2	Cox6c
Timm13	2.44E-08	0.317125	0.681	0.395	0.000428	AT2	Timm13
Mrpl522	2.79E-08	0.341849	0.756	0.473	0.00049	AT2	Mrpl52
P4hb2	4.31E-08	0.357845	0.597	0.285	0.000756	AT2	P4hb
Arpc1a	1.04E-07	0.297721	0.58	0.292	0.001829	AT2	Arpc1a
Atp1a12	1.10E-07	0.383884	0.513	0.215	0.001923	AT2	Atp1a1

Romo12	1.95E-07	0.36603	0.706	0.398	0.003416	AT2	Romo1
Mpc12	2.24E-07	0.260542	0.571	0.348	0.00394	AT2	Mpc1
Rpl10-ps31	4.70E-07	0.277688	0.975	0.857	0.008256	AT2	Rpl10-ps3
Sypl	5.87E-07	0.301408	0.513	0.22	0.010307	AT2	Sypl
Ddx17	6.59E-07	0.428212	0.563	0.27	0.011571	AT2	Ddx17
Arl6ip11	1.54E-06	0.321805	0.664	0.423	0.027067	AT2	Arl6ip1
Rpl36al10	2.87E-06	0.316805	0.916	0.759	0.050414	AT2	Rpl36al
Ndufc2	6.18E-06	0.385835	0.538	0.302	0.108572	AT2	Ndufc2
Pdia61	8.75E-06	0.268183	0.521	0.271	0.153592	AT2	Pdia6
Cox8a5	1.23E-05	0.273985	0.874	0.779	0.215165	AT2	Cox8a
Ube2i	2.84E-05	0.274619	0.63	0.353	0.498203	AT2	Ube2i
Uqcr1110	3.78E-05	0.392334	0.773	0.508	0.664166	AT2	Uqcr11
Irf2bp23	9.61E-05	0.328472	0.538	0.297	1	AT2	Irf2bp2
Sec61b4	0.000535	0.255526	0.815	0.61	1	AT2	Sec61b
Ncor11	0.001795	0.251954	0.664	0.428	1	AT2	Ncor1
Upk3b	3.42E-116	2.726874	0.895	0.002	6.01E-112	Mesothelia	Upk3b
Rspo1	2.70E-103	1.994247	0.842	0.017	4.73E-99	Mesothelia	Rspo1
Gpm6a	9.82E-102	2.332017	0.816	0.004	1.72E-97	Mesothelia	Gpm6a
Wt1	8.21E-98	1.847611	0.772	0.001	1.44E-93	Mesothelia	Wt1
Gm12840	2.08E-89	2.661742	0.956	0.116	3.65E-85	Mesothelia	Gm12840
Lrrn4	5.08E-89	1.664659	0.702	0.001	8.91E-85	Mesothelia	Lrrn4
Cldn15	3.79E-85	1.620774	0.711	0.003	6.66E-81	Mesothelia	Cldn15
C32	4.98E-80	2.258672	1	0.178	8.74E-76	Mesothelia	C3
Tmem151a	1.16E-78	1.210921	0.675	0.008	2.03E-74	Mesothelia	Tmem151a
Flrt2	1.73E-78	1.485942	0.807	0.057	3.03E-74	Mesothelia	Flrt2
Nkain4	2.00E-77	1.884416	0.754	0.031	3.52E-73	Mesothelia	Nkain4
Igfbp51	1.72E-75	2.718615	0.877	0.105	3.02E-71	Mesothelia	Igfbp5
Clu	3.24E-74	1.745893	0.833	0.048	5.69E-70	Mesothelia	Clu
Igfbp64	2.89E-72	2.353253	0.956	0.187	5.08E-68	Mesothelia	Igfbp6
Aebp12	5.52E-72	2.038776	0.912	0.147	9.69E-68	Mesothelia	Aebp1
Smpd3	6.61E-71	1.490539	0.614	0.011	1.16E-66	Mesothelia	Smpd3
C2	1.16E-67	1.301665	0.658	0.032	2.03E-63	Mesothelia	C2
Ano1	5.99E-66	1.109472	0.544	0.002	1.05E-61	Mesothelia	Ano1
Upk1b	6.19E-66	1.19941	0.632	0.017	1.09E-61	Mesothelia	Upk1b
Lgals2	4.63E-65	1.767871	0.526	0.001	8.13E-61	Mesothelia	Lgals2
Aldh1a2	5.32E-65	1.291003	0.605	0.019	9.34E-61	Mesothelia	Aldh1a2
Dcn3	9.11E-64	1.631095	1	0.193	1.60E-59	Mesothelia	Dcn
Muc16	2.49E-62	1.325075	0.518	0.001	4.37E-58	Mesothelia	Muc16
Gm20186	4.09E-62	1.717391	0.702	0.059	7.18E-58	Mesothelia	Gm20186
Csrp2	9.62E-61	2.215718	0.807	0.123	1.69E-56	Mesothelia	Csrp2
Bicd1	1.21E-59	1.32598	0.614	0.025	2.13E-55	Mesothelia	Bicd1
C4b1	4.79E-59	1.659408	0.816	0.133	8.41E-55	Mesothelia	C4b
Ildr2	7.96E-59	1.074664	0.588	0.028	1.40E-54	Mesothelia	Ildr2
Gata6	4.18E-58	1.053016	0.684	0.065	7.33E-54	Mesothelia	Gata6
Atp1b11	2.06E-57	1.20704	0.737	0.072	3.62E-53	Mesothelia	Atp1b1
Gas12	2.14E-57	1.824635	0.842	0.16	3.75E-53	Mesothelia	Gas1
Htra1	1.92E-56	0.896226	0.658	0.067	3.37E-52	Mesothelia	Htra1

Efemp12	2.25E-55	1.324652	0.781	0.111	3.94E-51	Mesothelia Efemp1
Sbsn	1.20E-54	1.162361	0.544	0.016	2.11E-50	Mesothelia Sbsn
Krt191	1.60E-54	1.40176	0.693	0.068	2.80E-50	Mesothelia Krt19
Adam33	2.67E-54	1.057775	0.605	0.056	4.69E-50	Mesothelia Adam33
Rarres25	4.51E-52	1.968126	0.939	0.267	7.92E-48	Mesothelia Rarres2
Stk26	5.06E-51	0.923187	0.553	0.036	8.88E-47	Mesothelia Stk26
Mt2	8.73E-50	1.259438	0.737	0.101	1.53E-45	Mesothelia Mt2
Ptprf1	1.02E-49	1.12828	0.553	0.035	1.79E-45	Mesothelia Ptprf
Pdpn	5.02E-49	1.142378	0.632	0.071	8.81E-45	Mesothelia Pdpn
Ptrf3	7.53E-49	1.398159	0.877	0.193	1.32E-44	Mesothelia Ptrf
P3h4	1.34E-48	0.953028	0.579	0.055	2.36E-44	Mesothelia P3h4
Ptgis2	2.97E-48	0.972619	0.807	0.155	5.21E-44	Mesothelia Ptgis
Oasl2	3.31E-48	1.14452	0.579	0.041	5.82E-44	Mesothelia Oasl2
Prss23	3.96E-48	1.115168	0.632	0.051	6.95E-44	Mesothelia Prss23
Adgrd1	1.20E-47	0.990096	0.544	0.03	2.11E-43	Mesothelia Adgrd1
Rnase44	2.15E-47	1.505832	0.904	0.258	3.78E-43	Mesothelia Rnase4
Podn	2.75E-47	1.133334	0.588	0.052	4.83E-43	Mesothelia Podn
Ccdc80	3.15E-47	1.339981	0.807	0.153	5.54E-43	Mesothelia Ccdc80
Gas65	3.89E-45	1.602892	0.868	0.235	6.83E-41	Mesothelia Gas6
Crip110	1.13E-44	1.616026	0.982	0.759	1.98E-40	Mesothelia Crip1
Npr1	1.64E-44	0.926476	0.535	0.031	2.88E-40	Mesothelia Npr1
C1s12	3.73E-44	1.020172	0.763	0.135	6.55E-40	Mesothelia C1s1
Hspb12	5.45E-44	1.177273	0.746	0.138	9.57E-40	Mesothelia Hspb1
Gpc34	3.24E-43	1.709553	0.789	0.172	5.69E-39	Mesothelia Gpc3
Arhgap291	7.19E-43	1.31006	0.754	0.103	1.26E-38	Mesothelia Arhgap29
Smim1	2.20E-42	1.006679	0.588	0.058	3.87E-38	Mesothelia Smim1
Mpp6	1.33E-41	1.146931	0.675	0.122	2.33E-37	Mesothelia Mpp6
Gsta3	1.04E-40	1.176171	0.605	0.071	1.82E-36	Mesothelia Gsta3
Slc9a3r1	6.77E-40	1.131088	0.711	0.146	1.19E-35	Mesothelia Slc9a3r1
Dpp4	1.11E-39	0.870875	0.544	0.06	1.94E-35	Mesothelia Dpp4
Sdpr1	9.85E-39	1.345707	0.789	0.15	1.73E-34	Mesothelia Sdpr
Cd151	1.04E-38	0.96265	0.728	0.16	1.82E-34	Mesothelia Cd151
Dfna5	1.90E-38	0.891104	0.535	0.068	3.34E-34	Mesothelia Dfna5
Prkcdbp3	1.22E-37	0.994204	0.807	0.178	2.15E-33	Mesothelia Prkcdbp
Tm4sf11	1.28E-37	1.222857	0.684	0.095	2.24E-33	Mesothelia Tm4sf1
Mast4	2.66E-37	0.83558	0.658	0.12	4.66E-33	Mesothelia Mast4
Serpinb6b	9.30E-37	0.951279	0.526	0.049	1.63E-32	Mesothelia Serpinb6b
Meis2	1.11E-36	0.863343	0.596	0.083	1.95E-32	Mesothelia Meis2
Hist1h2bc2	1.88E-36	0.949829	0.772	0.202	3.30E-32	Mesothelia Hist1h2bc
Cav12	2.94E-35	1.235155	0.842	0.193	5.15E-31	Mesothelia Cav1
Osr1	3.22E-35	1.275875	0.518	0.078	5.65E-31	Mesothelia Osr1
Adamts5	1.10E-34	1.004727	0.561	0.06	1.93E-30	Mesothelia Adamts5
C1ra	1.15E-34	0.900853	0.57	0.093	2.02E-30	Mesothelia C1ra
Aqp11	1.86E-34	1.588762	0.623	0.076	3.27E-30	Mesothelia Aqp1
Serpinh14	5.54E-34	0.971266	0.868	0.246	9.72E-30	Mesothelia Serpinh1
Sema3c1	3.76E-33	0.840258	0.658	0.095	6.60E-29	Mesothelia Sema3c
Selm4	1.73E-32	0.862893	0.86	0.253	3.03E-28	Mesothelia Selm

Snhg183	2.65E-32	0.906985	0.763	0.173	4.65E-28	Mesothelia Snhg18
Meg31	3.22E-32	1.499974	0.553	0.089	5.66E-28	Mesothelia Meg3
Nenf5	4.29E-32	1.001867	0.93	0.359	7.54E-28	Mesothelia Nenf
S100a612	1.63E-30	1.084329	0.974	0.556	2.86E-26	Mesothelia S100a6
Twsg12	2.19E-30	0.874519	0.711	0.178	3.85E-26	Mesothelia Twsg1
Cd2001	2.88E-30	0.734659	0.605	0.117	5.05E-26	Mesothelia Cd200
Syne2	3.22E-30	1.078645	0.711	0.164	5.65E-26	Mesothelia Syne2
Gabarapl12	3.41E-30	1.100297	0.754	0.232	5.98E-26	Mesothelia Gabarapl1
Timp24	5.48E-30	0.967326	0.912	0.364	9.63E-26	Mesothelia Timp2
Cd342	7.05E-30	0.789802	0.649	0.137	1.24E-25	Mesothelia Cd34
Serping14	1.06E-29	0.714188	0.86	0.245	1.86E-25	Mesothelia Serping1
Bicc12	1.18E-29	0.816795	0.623	0.122	2.08E-25	Mesothelia Bicc1
Laptm4a13	4.71E-29	1.058975	0.93	0.496	8.26E-25	Mesothelia Laptm4a
Sdc45	1.49E-28	1.011178	0.754	0.251	2.62E-24	Mesothelia Sdc4
S100a14	3.88E-28	0.85555	0.789	0.249	6.81E-24	Mesothelia S100a1
Nbl14	3.98E-28	0.6634	0.825	0.244	6.99E-24	Mesothelia Nbl1
Cdh112	6.23E-28	0.620447	0.588	0.123	1.09E-23	Mesothelia Cdh11
Maf3	6.99E-28	0.734205	0.588	0.161	1.23E-23	Mesothelia Maf
Npdc12	9.77E-28	0.590771	0.64	0.157	1.71E-23	Mesothelia Npdc1
Dctn6	1.24E-27	0.719141	0.579	0.136	2.18E-23	Mesothelia Dctn6
Cryab3	2.26E-27	0.825978	0.684	0.175	3.96E-23	Mesothelia Cryab
Abi3bp2	6.63E-27	0.507247	0.623	0.163	1.16E-22	Mesothelia Abi3bp
Anxa31	7.71E-27	0.878021	0.614	0.133	1.35E-22	Mesothelia Anxa3
Igfbp43	9.17E-27	1.053202	0.789	0.265	1.61E-22	Mesothelia Igfbp4
Rbp14	1.57E-26	0.76336	0.711	0.196	2.75E-22	Mesothelia Rbp1
Crim1	2.00E-26	0.929152	0.588	0.099	3.50E-22	Mesothelia Crim1
Tns32	8.30E-26	0.692864	0.684	0.179	1.46E-21	Mesothelia Tns3
Spint21	1.54E-25	0.85973	0.544	0.111	2.71E-21	Mesothelia Spint2
Rbm28	3.94E-25	1.226263	0.561	0.125	6.91E-21	Mesothelia Rbm28
Bsg5	4.12E-25	1.143665	0.842	0.44	7.23E-21	Mesothelia Bsg
Sparc6	4.75E-25	0.6687	0.886	0.302	8.34E-21	Mesothelia Sparc
Slc48a11	5.29E-25	0.591334	0.702	0.234	9.29E-21	Mesothelia Slc48a1
Hjurp	3.59E-23	0.652064	0.509	0.138	6.31E-19	Mesothelia Hjurp
Nedd45	1.05E-22	0.795978	0.807	0.279	1.85E-18	Mesothelia Nedd4
Iscu1	3.86E-22	0.827704	0.746	0.345	6.78E-18	Mesothelia Iscu
Cfh4	5.00E-22	0.715886	0.719	0.235	8.79E-18	Mesothelia Cfh
Arhgef121	6.39E-22	0.736503	0.614	0.141	1.12E-17	Mesothelia Arhgef12
Tsc22d13	7.35E-22	0.75474	0.719	0.21	1.29E-17	Mesothelia Tsc22d1
Trf5	7.56E-22	0.802429	0.763	0.271	1.33E-17	Mesothelia Trf
Cd2ap	9.14E-22	0.927777	0.693	0.213	1.60E-17	Mesothelia Cd2ap
Col3a15	3.78E-21	0.690355	0.86	0.302	6.63E-17	Mesothelia Col3a1
Cd816	4.19E-21	0.547864	0.921	0.435	7.35E-17	Mesothelia Cd81
Ptov1	5.57E-21	0.5585	0.623	0.159	9.78E-17	Mesothelia Ptov1
Cald14	1.46E-20	0.771808	0.728	0.244	2.56E-16	Mesothelia Cald1
Rhoj	2.82E-20	0.536486	0.518	0.109	4.94E-16	Mesothelia Rhoj
Nfia4	3.69E-20	0.752618	0.763	0.247	6.47E-16	Mesothelia Nfia
Ifitm312	5.31E-20	0.638622	0.982	0.475	9.32E-16	Mesothelia Ifitm3

Rcn12	5.05E-19	0.489969	0.579	0.162	8.86E-15	Mesothelia Rcn1
Gstm21	6.97E-19	0.588357	0.561	0.143	1.22E-14	Mesothelia Gstm2
Frmd4b	7.87E-19	0.726724	0.509	0.126	1.38E-14	Mesothelia Frmd4b
Golgb1	9.00E-19	0.428867	0.675	0.29	1.58E-14	Mesothelia Golgb1
Ifi27l2a3	2.04E-18	0.520248	0.719	0.315	3.58E-14	Mesothelia Ifi27l2a
Anapc131	3.10E-18	0.626421	0.754	0.324	5.45E-14	Mesothelia Anapc13
Plxdc23	4.99E-18	0.458826	0.614	0.206	8.75E-14	Mesothelia Plxdc2
Fbln12	6.65E-18	0.734028	0.509	0.139	1.17E-13	Mesothelia Fbln1
Wls1	9.20E-18	0.703384	0.658	0.188	1.62E-13	Mesothelia Wls
Tgm23	9.90E-18	0.562981	0.667	0.221	1.74E-13	Mesothelia Tgm2
Thra2	1.62E-17	0.617495	0.728	0.232	2.85E-13	Mesothelia Thra
Skp1a	2.15E-17	0.501755	0.605	0.193	3.77E-13	Mesothelia Skp1a
Col6a13	3.81E-17	0.420554	0.579	0.178	6.69E-13	Mesothelia Col6a1
Dag1	5.30E-17	0.529139	0.561	0.158	9.31E-13	Mesothelia Dag1
Ppfibp1	1.14E-16	0.566811	0.518	0.114	2.00E-12	Mesothelia Ppfibp1
Pcolce4	8.69E-16	0.454263	0.526	0.154	1.53E-11	Mesothelia Pcolce
Rrbp113	1.04E-15	0.593452	0.895	0.521	1.82E-11	Mesothelia Rrbp1
Myl66	2.13E-15	0.552677	0.947	0.75	3.74E-11	Mesothelia Myl6
Lgals112	3.56E-15	1.449239	0.746	0.541	6.25E-11	Mesothelia Lgals1
Hmgn15	4.65E-15	0.534692	0.833	0.454	8.16E-11	Mesothelia Hmgn1
Dbi4	5.65E-15	0.655441	0.772	0.369	9.92E-11	Mesothelia Dbi
Dab23	6.37E-15	0.622464	0.561	0.194	1.12E-10	Mesothelia Dab2
Klf95	9.68E-15	0.49648	0.684	0.29	1.70E-10	Mesothelia Klf9
Cnpy21	2.98E-14	0.44626	0.614	0.259	5.24E-10	Mesothelia Cnpy2
Heg14	3.18E-14	0.427433	0.693	0.229	5.58E-10	Mesothelia Heg1
S100a162	8.29E-14	0.389482	0.57	0.162	1.45E-09	Mesothelia S100a16
Camk2n13	9.74E-14	0.322484	0.518	0.161	1.71E-09	Mesothelia Camk2n1
Tmem176b	1.79E-13	0.386818	0.781	0.31	3.14E-09	Mesothelia Tmem176b
Ifitm27	2.63E-13	0.484743	0.842	0.412	4.62E-09	Mesothelia Ifitm2
Ndufb4	3.34E-13	0.390179	0.684	0.317	5.86E-09	Mesothelia Ndufb4
Sptbn15	6.84E-13	0.371141	0.939	0.448	1.20E-08	Mesothelia Sptbn1
Mprip1	7.07E-13	0.503154	0.579	0.219	1.24E-08	Mesothelia Mprip
Tbrg1	7.42E-13	0.403691	0.614	0.224	1.30E-08	Mesothelia Tbrg1
Ergic3	8.47E-13	0.432028	0.605	0.257	1.49E-08	Mesothelia Ergic3
Ankrd12	8.72E-13	0.349549	0.64	0.288	1.53E-08	Mesothelia Ankrd12
Fxyd15	9.36E-13	0.323436	0.675	0.253	1.64E-08	Mesothelia Fxyd1
Tapbp	1.26E-12	0.544576	0.719	0.326	2.22E-08	Mesothelia Tapbp
Cfl2	1.40E-12	0.430898	0.526	0.195	2.46E-08	Mesothelia Cfl2
Slc25a42	1.55E-12	0.491864	0.719	0.373	2.72E-08	Mesothelia Slc25a4
Tpm13	1.60E-12	0.373273	0.596	0.228	2.81E-08	Mesothelia Tpm1
Ndufa5	1.87E-12	0.398305	0.684	0.28	3.28E-08	Mesothelia Ndufa5
Mettl9	1.96E-12	0.325738	0.518	0.19	3.44E-08	Mesothelia Mettl9
Nfib6	2.31E-12	0.275896	0.93	0.341	4.06E-08	Mesothelia Nfib
Uqcr1111	2.55E-12	0.503578	0.868	0.507	4.48E-08	Mesothelia Uqcr11
Id36	2.61E-12	0.310331	0.789	0.34	4.58E-08	Mesothelia Id3
Eef1d5	3.61E-12	0.477068	0.833	0.522	6.33E-08	Mesothelia Eef1d
Fkbp21	4.29E-12	0.452332	0.596	0.269	7.52E-08	Mesothelia Fkbp2

Ezr1	5.13E-12	0.784388	0.684	0.299	9.00E-08	Mesothelia Ezr
Manf1	5.60E-12	0.422751	0.693	0.34	9.83E-08	Mesothelia Manf
Pdia31	7.85E-12	0.430229	0.781	0.412	1.38E-07	Mesothelia Pdia3
Vdac1	8.07E-12	0.356268	0.579	0.225	1.42E-07	Mesothelia Vdac1
Hcfc1r11	8.08E-12	0.579098	0.693	0.331	1.42E-07	Mesothelia Hcfc1r1
Nbeal1	9.56E-12	0.423024	0.553	0.208	1.68E-07	Mesothelia Nbeal1
S100a1110	1.18E-11	0.553936	0.904	0.649	2.07E-07	Mesothelia S100a11
Cyb5r31	1.69E-11	0.413277	0.561	0.234	2.97E-07	Mesothelia Cyb5r3
Dync1i21	2.10E-11	0.61839	0.754	0.416	3.68E-07	Mesothelia Dync1i2
Cyb5a1	3.24E-11	0.506801	0.763	0.411	5.69E-07	Mesothelia Cyb5a
Prdx2	3.88E-11	0.29817	0.605	0.293	6.80E-07	Mesothelia Prdx2
Ndufa12	3.97E-11	0.297311	0.509	0.21	6.97E-07	Mesothelia Ndufa12
Il11ra13	4.07E-11	0.259475	0.561	0.222	7.14E-07	Mesothelia Il11ra1
Ube2r2	4.10E-11	0.38055	0.57	0.246	7.20E-07	Mesothelia Ube2r2
Man1a	4.14E-11	0.531599	0.535	0.183	7.26E-07	Mesothelia Man1a
Mar-02	4.17E-11	0.294962	0.544	0.242	7.32E-07	Mesothelia Mar-02
Ifnar2	6.77E-11	0.473245	0.561	0.238	1.19E-06	Mesothelia Ifnar2
Ptms11	7.01E-11	0.406715	0.904	0.482	1.23E-06	Mesothelia Ptms
Nfe2l1	7.33E-11	0.307813	0.518	0.209	1.29E-06	Mesothelia Nfe2l1
Creg12	7.99E-11	0.347746	0.605	0.246	1.40E-06	Mesothelia Creg1
Col1a15	9.22E-11	0.314018	0.605	0.253	1.62E-06	Mesothelia Col1a1
Mgst16	1.14E-10	0.402416	0.702	0.334	2.00E-06	Mesothelia Mgst1
Nfic2	1.41E-10	0.423145	0.649	0.27	2.48E-06	Mesothelia Nfic
Ssr3	1.56E-10	0.452149	0.649	0.285	2.75E-06	Mesothelia Ssr3
Atpif15	1.60E-10	0.459328	0.772	0.421	2.81E-06	Mesothelia Atpif1
Myl12a4	1.88E-10	0.449902	0.842	0.564	3.30E-06	Mesothelia Myl12a
Dnajc3	1.91E-10	0.451926	0.596	0.286	3.36E-06	Mesothelia Dnajc3
Egr15	2.30E-10	0.298506	0.781	0.411	4.04E-06	Mesothelia Egr1
Mrpl23	2.94E-10	0.324667	0.623	0.284	5.16E-06	Mesothelia Mrpl23
Tuba1b1	3.53E-10	0.294068	0.789	0.412	6.20E-06	Mesothelia Tuba1b
Ifi272	5.28E-10	0.436031	0.64	0.253	9.26E-06	Mesothelia Ifi27
Ddost	5.28E-10	0.328386	0.544	0.232	9.27E-06	Mesothelia Ddost
Vamp83	6.98E-10	0.469643	0.763	0.396	1.23E-05	Mesothelia Vamp8
App6	7.62E-10	0.448566	0.798	0.39	1.34E-05	Mesothelia App
Tmem1602	7.80E-10	0.282782	0.623	0.33	1.37E-05	Mesothelia Tmem160
Psmg4	7.93E-10	0.434644	0.544	0.193	1.39E-05	Mesothelia Psmg4
Arl6ip51	1.04E-09	0.419474	0.649	0.32	1.83E-05	Mesothelia Arl6ip5
Sep1514	1.05E-09	0.352266	0.86	0.559	1.85E-05	Mesothelia Sep-15
S100a1014	1.09E-09	0.460668	0.93	0.626	1.92E-05	Mesothelia S100a10
H2-Q4	1.51E-09	0.321964	0.509	0.191	2.64E-05	Mesothelia H2-Q4
Ndufa133	1.55E-09	0.364055	0.842	0.536	2.71E-05	Mesothelia Ndufa13
Pgrmc1	1.79E-09	0.327651	0.518	0.186	3.15E-05	Mesothelia Pgrmc1
Dstn8	1.83E-09	0.434627	0.833	0.479	3.21E-05	Mesothelia Dstn
Capns11	1.92E-09	0.407384	0.728	0.405	3.36E-05	Mesothelia Capns1
Tmed103	2.06E-09	0.353182	0.754	0.416	3.62E-05	Mesothelia Tmed10
Anxa13	2.63E-09	0.32778	0.596	0.255	4.62E-05	Mesothelia Anxa1
Actn4	2.82E-09	0.442053	0.509	0.213	4.95E-05	Mesothelia Actn4

Sepw114	3.30E-09	0.391956	0.895	0.666	5.79E-05	Mesothelia Sepw1
Zbtb206	3.31E-09	0.256547	0.86	0.449	5.82E-05	Mesothelia Zbtb20
Swi53	3.56E-09	0.308777	0.719	0.366	6.25E-05	Mesothelia Swi5
Ndufb9	5.41E-09	0.441672	0.746	0.417	9.50E-05	Mesothelia Ndufb9
Mdh2	6.52E-09	0.317508	0.518	0.254	0.000114	Mesothelia Mdh2
Atp5g31	8.44E-09	0.337166	0.719	0.386	0.000148	Mesothelia Atp5g3
Emp36	2.04E-08	0.301925	0.807	0.444	0.000358	Mesothelia Emp3
Jun-06	2.08E-08	0.250864	0.789	0.456	0.000365	Mesothelia Jun
Stub1	2.15E-08	0.324962	0.579	0.296	0.000378	Mesothelia Stub1
Drap11	2.21E-08	0.276869	0.614	0.279	0.000388	Mesothelia Drap1
Ndufa11	2.50E-08	0.365236	0.702	0.399	0.000439	Mesothelia Ndufa1
Prr135	2.71E-08	0.429279	0.711	0.411	0.000477	Mesothelia Prr13
Ctsl5	2.83E-08	0.31191	0.632	0.276	0.000497	Mesothelia Ctsl
Gstm15	3.00E-08	0.453554	0.719	0.365	0.000527	Mesothelia Gstm1
Tmed33	4.36E-08	0.29181	0.553	0.262	0.000765	Mesothelia Tmed3
Bri37	4.65E-08	0.431498	0.798	0.479	0.000816	Mesothelia Bri3
Sep-21	5.08E-08	0.304473	0.658	0.342	0.000891	Mesothelia Sep-02
Skap2	6.41E-08	0.493569	0.509	0.206	0.001125	Mesothelia Skap2
Dpm32	6.76E-08	0.351227	0.728	0.387	0.001186	Mesothelia Dpm3
Polr2f	6.80E-08	0.250205	0.544	0.255	0.001193	Mesothelia Polr2f
B4galt1	8.34E-08	0.290369	0.518	0.249	0.001465	Mesothelia B4galt1
P4hb3	1.04E-07	0.337447	0.535	0.286	0.001817	Mesothelia P4hb
Ywhae3	1.08E-07	0.365493	0.772	0.485	0.001892	Mesothelia Ywhae
Fmo25	1.35E-07	0.988657	0.544	0.279	0.002373	Mesothelia Fmo2
Hspa53	1.66E-07	0.380245	0.693	0.405	0.002914	Mesothelia Hspa5
Pbx15	1.84E-07	0.260124	0.658	0.303	0.003236	Mesothelia Pbx1
Chmp2a	2.06E-07	0.279617	0.614	0.323	0.003614	Mesothelia Chmp2a
Atp5o1	2.08E-07	0.326531	0.658	0.332	0.003647	Mesothelia Atp5o
Rps27l8	2.20E-07	0.441634	0.825	0.55	0.003857	Mesothelia Rps27l
Prkar1a	2.49E-07	0.353259	0.658	0.333	0.004377	Mesothelia Prkar1a
Aprt3	2.88E-07	0.427014	0.588	0.31	0.005057	Mesothelia Aprt
Bag11	4.17E-07	0.284214	0.623	0.337	0.007325	Mesothelia Bag1
Dad11	4.22E-07	0.265166	0.772	0.431	0.007408	Mesothelia Dad1
Wbp53	4.60E-07	0.288719	0.57	0.256	0.008077	Mesothelia Wbp5
Vezf1	5.07E-07	0.259912	0.526	0.208	0.008896	Mesothelia Vezf1
Ahnak12	5.07E-07	0.392574	0.904	0.598	0.008902	Mesothelia Ahnak
Mrfap17	5.44E-07	0.359044	0.816	0.517	0.009553	Mesothelia Mrfap1
Stat3	5.62E-07	0.266958	0.526	0.269	0.009859	Mesothelia Stat3
Arl12	6.10E-07	0.285817	0.561	0.258	0.01071	Mesothelia Arl1
H2-T221	6.15E-07	0.268088	0.535	0.274	0.010791	Mesothelia H2-T22
1810037I1	9.41E-07	0.419047	0.754	0.39	0.016523	Mesothelia 1810037I17Rik
Sypl1	9.47E-07	0.251298	0.509	0.22	0.016624	Mesothelia Sypl
Mrpl523	9.75E-07	0.330747	0.789	0.473	0.017121	Mesothelia Mrpl52
Aplp24	1.04E-06	0.280192	0.675	0.347	0.018241	Mesothelia Aplp2
H2-K115	1.25E-06	0.410371	0.921	0.684	0.021902	Mesothelia H2-K1
Pura1	1.54E-06	0.325234	0.605	0.293	0.027041	Mesothelia Pura
Pdap1	1.55E-06	0.312866	0.596	0.346	0.027276	Mesothelia Pdap1

Ndufv32	1.59E-06	0.318042	0.684	0.378	0.027903	Mesothelia Ndufv3
Tmem59	2.05E-06	0.262468	0.693	0.377	0.036054	Mesothelia Tmem59
Psme12	2.27E-06	0.287961	0.632	0.353	0.039892	Mesothelia Psme1
Chchd25	2.52E-06	0.284862	0.877	0.742	0.044205	Mesothelia Chchd2
Dynlrb13	3.19E-06	0.301783	0.667	0.399	0.055995	Mesothelia Dynlrb1
Malat113	3.24E-06	0.272461	0.991	0.997	0.056825	Mesothelia Malat1
Tpm42	3.51E-06	0.332334	0.711	0.407	0.061704	Mesothelia Tpm4
Sptssa1	3.98E-06	0.315571	0.675	0.342	0.069822	Mesothelia Sptssa
Atp5g24	4.09E-06	0.302901	0.877	0.618	0.071884	Mesothelia Atp5g2
Jund5	4.40E-06	0.277666	0.807	0.62	0.077256	Mesothelia Jund
Morf4l13	4.71E-06	0.31947	0.886	0.67	0.082697	Mesothelia Morf4l1
Cox5b	4.95E-06	0.2722	0.719	0.48	0.086923	Mesothelia Cox5b
Aes2	7.03E-06	0.264139	0.667	0.384	0.123444	Mesothelia Aes
Rabac16	7.22E-06	0.40035	0.789	0.587	0.126674	Mesothelia Rabac1
Fis12	8.06E-06	0.293487	0.746	0.458	0.14153	Mesothelia Fis1
Pkm3	8.86E-06	0.292408	0.64	0.352	0.155573	Mesothelia Pkm
Uqcr104	1.06E-05	0.317047	0.798	0.514	0.185954	Mesothelia Uqcr10
Romo13	1.12E-05	0.386149	0.693	0.398	0.195848	Mesothelia Romo1
Uqcrb1	1.20E-05	0.272616	0.728	0.46	0.209856	Mesothelia Uqcrb
Ndufc1	2.01E-05	0.296447	0.596	0.335	0.353735	Mesothelia Ndufc1
Ndufa47	2.87E-05	0.281075	0.781	0.556	0.503608	Mesothelia Ndufa4
Ndufs5	3.06E-05	0.250395	0.64	0.35	0.537011	Mesothelia Ndufs5
Hnrnpab1	5.21E-05	0.253525	0.57	0.319	0.915535	Mesothelia Hnrnpab
Atp5g12	5.27E-05	0.26752	0.711	0.447	0.925675	Mesothelia Atp5g1
Npc215	0.00013	0.33851	0.816	0.559	1	Mesothelia Npc2
Smdt16	0.000134	0.281346	0.789	0.517	1	Mesothelia Smdt1
Park71	0.000163	0.256071	0.614	0.36	1	Mesothelia Park7
Cstb3	0.000167	0.352079	0.561	0.348	1	Mesothelia Cstb
Arpc1a1	0.000178	0.262799	0.518	0.293	1	Mesothelia Arpc1a
Rab6a1	0.000217	0.25026	0.509	0.269	1	Mesothelia Rab6a
Hnrnpu	0.000372	0.262318	0.596	0.33	1	Mesothelia Hnrnpu
Calr3	0.000586	0.324207	0.702	0.431	1	Mesothelia Calr
Ndufa23	0.000958	0.252252	0.842	0.627	1	Mesothelia Ndufa2
Xist5	0.003037	0.270212	0.64	0.483	1	Mesothelia Xist
Mki67	1.43E-112	2.104637	0.903	0.012	2.51E-108	Proilferatin Mki67
2810417H1	1.53E-103	2.195119	0.845	0.012	2.68E-99	Proilferatin 2810417H13Rik
Top2a	5.97E-102	2.418128	0.854	0.013	1.05E-97	Proilferatin Top2a
Nusap1	1.92E-94	1.600119	0.757	0.004	3.37E-90	Proilferatin Nusap1
Birc5	1.02E-93	1.737729	0.777	0.009	1.78E-89	Proilferatin Birc5
Cdca3	7.55E-91	1.458509	0.748	0.007	1.33E-86	Proilferatin Cdca3
Ccnb2	2.47E-90	1.544702	0.738	0.01	4.34E-86	Proilferatin Ccnb2
Ccna2	1.63E-87	1.347115	0.709	0.002	2.86E-83	Proilferatin Ccna2
Ube2c	2.06E-78	1.964122	0.68	0.01	3.62E-74	Proilferatin Ube2c
Cenpf	3.43E-78	1.715933	0.68	0.007	6.02E-74	Proilferatin Cenpf
Rrm2	1.37E-75	1.593785	0.641	0.006	2.41E-71	Proilferatin Rrm2
Cks1b	1.40E-75	1.535897	0.816	0.069	2.46E-71	Proilferatin Cks1b
Stmn11	6.04E-74	2.027212	0.951	0.13	1.06E-69	Proilferatin Stmn1

Smc2	2.22E-73	1.383672	0.757	0.051	3.91E-69	Proilferatin Smc2
Cdca8	4.51E-73	1.089189	0.612	0.009	7.92E-69	Proilferatin Cdca8
Lockd	1.14E-72	1.408046	0.689	0.026	2.00E-68	Proilferatin Lockd
Sgol1	1.15E-71	1.024965	0.602	0.003	2.01E-67	Proilferatin Sgol1
Prc1	4.19E-71	1.397453	0.612	0.004	7.35E-67	Proilferatin Prc1
Hist1h2ap	1.69E-69	2.555736	0.728	0.031	2.97E-65	Proilferatin Hist1h2ap
Spc25	8.55E-68	0.898525	0.573	0.004	1.50E-63	Proilferatin Spc25
Cks2	7.81E-66	1.617473	0.825	0.077	1.37E-61	Proilferatin Cks2
Cenpe	4.24E-64	1.116672	0.573	0.006	7.44E-60	Proilferatin Cenpe
Kif23	6.98E-64	0.92956	0.534	0.009	1.23E-59	Proilferatin Kif23
Mis18bp1	1.54E-61	0.881516	0.515	0.005	2.70E-57	Proilferatin Mis18bp1
Hist1h1b	3.66E-60	1.549964	0.515	0.005	6.42E-56	Proilferatin Hist1h1b
Tpx2	4.86E-60	0.967781	0.515	0.007	8.54E-56	Proilferatin Tpx2
Cit	9.32E-60	0.932241	0.524	0.008	1.64E-55	Proilferatin Cit
Racgap1	1.92E-59	0.955454	0.65	0.033	3.36E-55	Proilferatin Racgap1
Cenpa	1.95E-56	1.652527	0.767	0.073	3.43E-52	Proilferatin Cenpa
Hist1h2ae	2.10E-56	1.305616	0.515	0.012	3.69E-52	Proilferatin Hist1h2ae
Ezh2	2.38E-56	1.230594	0.67	0.057	4.18E-52	Proilferatin Ezh2
Hmgb24	1.89E-55	2.48268	0.961	0.323	3.31E-51	Proilferatin Hmgb2
Lmnb1	6.10E-55	1.173369	0.67	0.051	1.07E-50	Proilferatin Lmnb1
Knstrn	8.30E-54	0.892532	0.544	0.017	1.46E-49	Proilferatin Knstrn
H2afz16	1.15E-53	1.743464	1	0.597	2.03E-49	Proilferatin H2afz
H2afx	2.02E-53	1.672997	0.66	0.078	3.55E-49	Proilferatin H2afx
Tuba1b2	3.28E-51	1.737829	0.981	0.41	5.76E-47	Proilferatin Tuba1b
Gmnn	5.06E-51	1.000752	0.602	0.042	8.88E-47	Proilferatin Gmnn
Hist1h2al	4.11E-50	1.734005	0.583	0.047	7.22E-46	Proilferatin Hist1h2al
Tubb56	1.27E-49	1.938515	0.99	0.509	2.24E-45	Proilferatin Tubb5
Dbf4	3.92E-49	0.923037	0.563	0.038	6.89E-45	Proilferatin Dbf4
Rrm1	2.71E-48	0.86115	0.544	0.025	4.75E-44	Proilferatin Rrm1
Hmgn21	3.01E-48	1.625078	0.932	0.295	5.29E-44	Proilferatin Hmgn2
Arhgap11a	1.44E-46	0.708409	0.505	0.035	2.53E-42	Proilferatin Arhgap11a
Lig1	1.10E-45	0.912473	0.534	0.037	1.93E-41	Proilferatin Lig1
Anp32b3	5.82E-44	1.334747	0.981	0.446	1.02E-39	Proilferatin Anp32b
2700094K1	6.92E-44	1.153987	0.835	0.194	1.21E-39	Proilferatin 2700094K13Rik
Ccdc34	1.96E-43	1.000819	0.631	0.076	3.43E-39	Proilferatin Ccdc34
Dek1	2.77E-43	1.302531	0.913	0.364	4.86E-39	Proilferatin Dek
Smc42	6.31E-43	1.238857	0.825	0.185	1.11E-38	Proilferatin Smc4
Ube2s	4.46E-41	1.317674	0.806	0.212	7.84E-37	Proilferatin Ube2s
Tmpo1	4.92E-41	1.191613	0.786	0.17	8.64E-37	Proilferatin Tmpo
H2afv	3.16E-39	1.373726	0.903	0.382	5.56E-35	Proilferatin H2afv
Atad2	8.49E-37	0.806419	0.544	0.058	1.49E-32	Proilferatin Atad2
Ran	3.21E-36	1.129156	0.893	0.366	5.63E-32	Proilferatin Ran
Gm10282	1.39E-35	0.803076	0.563	0.044	2.44E-31	Proilferatin Gm10282
Dut	3.37E-34	1.060863	0.573	0.106	5.91E-30	Proilferatin Dut
Cmc2	8.73E-34	0.650272	0.553	0.103	1.53E-29	Proilferatin Cmc2
Ptma9	2.52E-32	1.154648	0.981	0.941	4.42E-28	Proilferatin Ptma
Anp32e	2.42E-31	0.971373	0.66	0.159	4.26E-27	Proilferatin Anp32e

Cdc25b	4.75E-30	0.856351	0.524	0.073	8.33E-26	Proilferatin Cdc25b
Pcna	6.06E-30	0.949043	0.563	0.098	1.06E-25	Proilferatin Pcna
Usp1	6.13E-30	0.734153	0.67	0.14	1.08E-25	Proilferatin Usp1
Rad21	3.53E-29	0.946584	0.777	0.164	6.20E-25	Proilferatin Rad21
Hnrnpab2	1.87E-28	0.849045	0.825	0.316	3.28E-24	Proilferatin Hnrnpab
Nucks1	2.88E-28	0.956251	0.796	0.262	5.05E-24	Proilferatin Nucks1
Tubb4b	2.42E-27	0.808164	0.67	0.169	4.25E-23	Proilferatin Tubb4b
Nrm	6.78E-27	0.509875	0.544	0.086	1.19E-22	Proilferatin Nrm
Cbx32	1.35E-25	1.037953	0.913	0.39	2.36E-21	Proilferatin Cbx3
Cdkn2c1	1.40E-24	0.603527	0.534	0.107	2.47E-20	Proilferatin Cdkn2c
Lsm2	2.75E-24	0.676522	0.66	0.156	4.83E-20	Proilferatin Lsm2
Lsm5	1.06E-23	0.703573	0.728	0.254	1.87E-19	Proilferatin Lsm5
Hjurp1	1.89E-23	0.716157	0.612	0.137	3.32E-19	Proilferatin Hjurp
Cbfb	2.63E-23	0.70361	0.699	0.189	4.61E-19	Proilferatin Cbfb
Hist1h1e	2.88E-23	0.967553	0.505	0.073	5.05E-19	Proilferatin Hist1h1e
Cbx5	4.26E-23	0.456064	0.553	0.136	7.48E-19	Proilferatin Cbx5
Rbm312	1.02E-22	0.750718	0.951	0.639	1.79E-18	Proilferatin Rbm3
Alyref	1.42E-22	0.579638	0.544	0.121	2.50E-18	Proilferatin Alyref
Hdgf	1.81E-22	0.774005	0.777	0.269	3.17E-18	Proilferatin Hdgf
Psip1	2.33E-22	0.542294	0.602	0.162	4.09E-18	Proilferatin Psip1
Nudt21	3.30E-22	0.60796	0.621	0.18	5.80E-18	Proilferatin Nudt21
Ucp26	3.55E-22	0.785783	0.932	0.459	6.23E-18	Proilferatin Ucp2
2700029M	6.17E-22	0.610617	0.505	0.107	1.08E-17	Proilferatin 2700029M09Rik
Mrpl18	6.54E-22	0.684118	0.699	0.234	1.15E-17	Proilferatin Mrpl18
Slbp	1.94E-21	0.827629	0.602	0.158	3.41E-17	Proilferatin Slbp
Arl6ip12	4.26E-21	0.968669	0.854	0.422	7.48E-17	Proilferatin Arl6ip1
Setd8	6.53E-21	0.48011	0.544	0.132	1.15E-16	Proilferatin Setd8
Ubald2	5.91E-20	0.712573	0.806	0.296	1.04E-15	Proilferatin Ubald2
Nap1l13	6.41E-20	0.733287	0.874	0.455	1.13E-15	Proilferatin Nap1l1
Txn16	7.92E-20	0.876603	0.913	0.492	1.39E-15	Proilferatin Txn1
Cdkn2d	1.60E-19	0.697223	0.553	0.141	2.80E-15	Proilferatin Cdkn2d
Hnrnpul1	1.70E-19	0.646179	0.718	0.258	2.99E-15	Proilferatin Hnrnpul1
Hn15	4.36E-19	0.797485	0.835	0.394	7.66E-15	Proilferatin Hn1
Hmgb110	5.44E-19	1.071163	0.981	0.736	9.54E-15	Proilferatin Hmgb1
Snrpd1	6.57E-19	0.638639	0.631	0.201	1.15E-14	Proilferatin Snrpd1
Cisd1	8.47E-19	0.579613	0.563	0.164	1.49E-14	Proilferatin Cisd1
Actn41	9.47E-19	0.441187	0.621	0.212	1.66E-14	Proilferatin Actn4
Baz1a2	1.78E-18	0.482092	0.66	0.211	3.12E-14	Proilferatin Baz1a
AI6622701	2.19E-18	0.48229	0.612	0.184	3.84E-14	Proilferatin AI662270
Serinc312	5.38E-18	0.574319	0.942	0.587	9.45E-14	Proilferatin Serinc3
Supt16	2.26E-17	0.453352	0.544	0.157	3.97E-13	Proilferatin Supt16
Slc25a55	2.55E-17	0.577098	0.854	0.439	4.47E-13	Proilferatin Slc25a5
Cnot6	1.66E-16	0.385083	0.505	0.139	2.91E-12	Proilferatin Cnot6
Snrpe1	1.69E-16	0.693258	0.825	0.448	2.97E-12	Proilferatin Snrpe
Lsm6	1.70E-16	0.587468	0.718	0.272	2.99E-12	Proilferatin Lsm6
Ranbp1	2.01E-16	0.760928	0.748	0.324	3.53E-12	Proilferatin Ranbp1
Rps27l9	2.24E-16	0.582789	0.913	0.549	3.93E-12	Proilferatin Rps27l

Naa50	2.71E-16	0.42683	0.563	0.187	4.76E-12	Proilferatin Naa50
Mrpl511	3.33E-16	0.534157	0.631	0.212	5.85E-12	Proilferatin Mrpl51
Smc1a	4.75E-16	0.518504	0.544	0.171	8.33E-12	Proilferatin Smc1a
Banf1	7.21E-16	0.480826	0.544	0.191	1.27E-11	Proilferatin Banf1
Fam111a1	8.75E-16	0.566479	0.621	0.194	1.54E-11	Proilferatin Fam111a
Hsp90aa1	9.60E-16	0.56921	0.777	0.359	1.69E-11	Proilferatin Hsp90aa1
Calm31	9.91E-16	0.552774	0.825	0.393	1.74E-11	Proilferatin Calm3
Pa2g4	1.03E-15	0.397971	0.524	0.16	1.81E-11	Proilferatin Pa2g4
Rbbp7	1.24E-15	0.425018	0.524	0.148	2.18E-11	Proilferatin Rbbp7
Nono	1.54E-15	0.499821	0.68	0.289	2.70E-11	Proilferatin Nono
Snrpg7	1.69E-15	0.456553	0.942	0.657	2.96E-11	Proilferatin Snrpg
Gm81863	1.81E-15	0.510202	0.854	0.462	3.17E-11	Proilferatin Gm8186
Med30	2.60E-15	0.409021	0.553	0.171	4.56E-11	Proilferatin Med30
Ube2a	3.35E-15	0.380938	0.553	0.185	5.88E-11	Proilferatin Ube2a
Hnrnpa3	7.20E-15	0.585598	0.893	0.523	1.26E-10	Proilferatin Hnrnpa3
Fam96a3	7.79E-15	0.58451	0.728	0.295	1.37E-10	Proilferatin Fam96a
Actg115	8.25E-15	0.647609	0.951	0.839	1.45E-10	Proilferatin Actg1
Ppia11	8.73E-15	0.624541	0.961	0.88	1.53E-10	Proilferatin Ppia
Vdac11	1.44E-14	0.409671	0.563	0.226	2.52E-10	Proilferatin Vdac1
Smarca5	1.44E-14	0.503039	0.68	0.254	2.54E-10	Proilferatin Smarca5
Cmpk13	1.81E-14	0.40916	0.718	0.317	3.17E-10	Proilferatin Cmpk1
Ssrp1	2.08E-14	0.479049	0.553	0.169	3.64E-10	Proilferatin Ssrp1
Txnl1	3.12E-14	0.432323	0.544	0.178	5.48E-10	Proilferatin Txnl1
Snrpf5	3.29E-14	0.568708	0.893	0.487	5.77E-10	Proilferatin Snrpf
Atp13a31	3.49E-14	0.420776	0.515	0.167	6.13E-10	Proilferatin Atp13a3
Rbbp4	3.71E-14	0.53055	0.573	0.211	6.52E-10	Proilferatin Rbbp4
Lbr	4.16E-14	0.583241	0.505	0.153	7.30E-10	Proilferatin Lbr
Abcg12	4.82E-14	0.637444	0.573	0.195	8.46E-10	Proilferatin Abcg1
Hspa814	7.36E-14	0.623929	0.961	0.726	1.29E-09	Proilferatin Hspa8
Raly	7.83E-14	0.46004	0.777	0.37	1.37E-09	Proilferatin Raly
Chil32	8.00E-14	1.036535	0.573	0.198	1.41E-09	Proilferatin Chil3
Ap2s1	8.85E-14	0.360346	0.67	0.285	1.55E-09	Proilferatin Ap2s1
Sec11c2	9.20E-14	0.42992	0.748	0.324	1.62E-09	Proilferatin Sec11c
Gpx115	1.04E-13	0.689001	0.883	0.548	1.82E-09	Proilferatin Gpx1
Ssna1	1.08E-13	0.402545	0.553	0.189	1.90E-09	Proilferatin Ssna1
Fam107b1	2.19E-13	0.362906	0.602	0.225	3.85E-09	Proilferatin Fam107b
Lsm3	2.38E-13	0.447799	0.553	0.171	4.18E-09	Proilferatin Lsm3
Ywhah4	2.63E-13	0.638146	0.835	0.392	4.61E-09	Proilferatin Ywhah
Hnrnpa2b1	2.74E-13	0.489633	0.903	0.56	4.81E-09	Proilferatin Hnrnpa2b1
AU020206	3.15E-13	0.53781	0.534	0.181	5.53E-09	Proilferatin AU020206
Clic114	3.32E-13	0.51862	0.825	0.507	5.82E-09	Proilferatin Clic1
Anapc5	4.56E-13	0.342647	0.67	0.297	8.00E-09	Proilferatin Anapc5
H2afy2	5.55E-13	0.601525	0.699	0.338	9.74E-09	Proilferatin H2afy
Cpsf6	8.60E-13	0.305687	0.553	0.186	1.51E-08	Proilferatin Cpsf6
Ctcf	1.48E-12	0.388805	0.573	0.218	2.60E-08	Proilferatin Ctcf
Bub3	2.06E-12	0.542178	0.524	0.177	3.61E-08	Proilferatin Bub3
Uqcrfs12	2.45E-12	0.494443	0.738	0.299	4.30E-08	Proilferatin Uqcrfs1

Hnrnpu1	2.46E-12	0.421353	0.767	0.328	4.31E-08	Proilferatin Hnrnpu
Yeats4	3.21E-12	0.38607	0.66	0.254	5.64E-08	Proilferatin Yeats4
Pds5a	3.22E-12	0.339038	0.515	0.173	5.65E-08	Proilferatin Pds5a
Ppp1cc1	3.56E-12	0.637761	0.777	0.348	6.26E-08	Proilferatin Ppp1cc
Prelid13	3.74E-12	0.432666	0.757	0.36	6.56E-08	Proilferatin Prelid1
Vim14	3.98E-12	0.715437	0.932	0.707	6.98E-08	Proilferatin Vim
Cox5a6	4.69E-12	0.571749	0.738	0.399	8.23E-08	Proilferatin Cox5a
Cd24a1	4.72E-12	1.281582	0.573	0.252	8.29E-08	Proilferatin Cd24a
Psmb91	7.07E-12	0.3785	0.524	0.187	1.24E-07	Proilferatin Psmb9
Mrpl57	7.50E-12	0.327482	0.65	0.251	1.32E-07	Proilferatin Mrpl57
Thoc7	7.55E-12	0.42404	0.583	0.226	1.33E-07	Proilferatin Thoc7
Hint14	8.15E-12	0.448881	0.932	0.634	1.43E-07	Proilferatin Hint1
Hnrnpd	1.22E-11	0.330235	0.563	0.22	2.15E-07	Proilferatin Hnrnpd
Erh	1.30E-11	0.462575	0.728	0.342	2.28E-07	Proilferatin Erh
Tma79	1.30E-11	0.493409	0.893	0.595	2.29E-07	Proilferatin Tma7
Gapdh14	1.46E-11	0.584965	0.864	0.534	2.56E-07	Proilferatin Gapdh
Oaz14	1.48E-11	0.392829	0.951	0.876	2.60E-07	Proilferatin Oaz1
Pcbp22	1.56E-11	0.469232	0.922	0.523	2.75E-07	Proilferatin Pcbp2
Atp5o2	1.75E-11	0.349195	0.68	0.332	3.07E-07	Proilferatin Atp5o
Reep53	1.82E-11	0.496407	0.816	0.439	3.19E-07	Proilferatin Reep5
Smc61	1.94E-11	0.481737	0.689	0.316	3.41E-07	Proilferatin Smc6
Rpl4110	2.17E-11	0.273866	1	0.992	3.81E-07	Proilferatin Rpl41
Mtpn2	2.25E-11	0.407642	0.777	0.355	3.95E-07	Proilferatin Mtpn
Mrps33	2.86E-11	0.303018	0.631	0.28	5.02E-07	Proilferatin Mrps33
Atpif16	3.01E-11	0.669807	0.816	0.42	5.28E-07	Proilferatin Atpif1
Adipor22	3.59E-11	0.397541	0.534	0.19	6.30E-07	Proilferatin Adipor2
Cacybp	3.88E-11	0.301415	0.583	0.211	6.81E-07	Proilferatin Cacybp
Tkt5	4.07E-11	0.324215	0.65	0.28	7.14E-07	Proilferatin Tkt
Abracl3	4.29E-11	0.322065	0.757	0.372	7.54E-07	Proilferatin Abracl
Stag1	4.41E-11	0.273814	0.524	0.193	7.74E-07	Proilferatin Stag1
Tceb1	4.98E-11	0.330616	0.689	0.284	8.75E-07	Proilferatin Tceb1
1810037I1	5.06E-11	0.571925	0.738	0.391	8.89E-07	Proilferatin 1810037I17Rik
Cdc42ep31	5.70E-11	0.333159	0.602	0.259	1.00E-06	Proilferatin Cdc42ep3
Tmem14c2	6.78E-11	0.59189	0.66	0.296	1.19E-06	Proilferatin Tmem14c
Atp5g32	6.79E-11	0.481329	0.796	0.386	1.19E-06	Proilferatin Atp5g3
Akt11	7.11E-11	0.263916	0.544	0.193	1.25E-06	Proilferatin Akt1
Tcp1	8.33E-11	0.338027	0.592	0.231	1.46E-06	Proilferatin Tcp1
Tagln212	8.48E-11	0.619301	0.864	0.557	1.49E-06	Proilferatin Tagln2
Cmtm72	9.94E-11	0.488413	0.544	0.241	1.74E-06	Proilferatin Cmtm7
Ramp15	1.37E-10	0.505632	0.553	0.224	2.40E-06	Proilferatin Ramp1
Ndufc21	1.60E-10	0.313177	0.699	0.301	2.81E-06	Proilferatin Ndufc2
Gdi25	1.90E-10	0.420271	0.825	0.463	3.33E-06	Proilferatin Gdi2
Btf3l4	1.98E-10	0.280043	0.515	0.173	3.48E-06	Proilferatin Btf3l4
Ghitm	2.05E-10	0.304862	0.553	0.226	3.60E-06	Proilferatin Ghitm
Lamtor11	2.09E-10	0.294611	0.621	0.278	3.67E-06	Proilferatin Lamtor1
Cebpg1	2.15E-10	0.276758	0.524	0.203	3.78E-06	Proilferatin Cebpg
Ppm1g	2.28E-10	0.386368	0.524	0.201	4.00E-06	Proilferatin Ppm1g

Clta11	2.63E-10	0.437771	0.835	0.519	4.62E-06	Proilferatin Clta
Lgals35	2.94E-10	0.625865	0.66	0.301	5.17E-06	Proilferatin Lgals3
Cdk4	3.00E-10	0.490416	0.553	0.195	5.27E-06	Proilferatin Cdk4
Cwc15	3.14E-10	0.352523	0.709	0.332	5.50E-06	Proilferatin Cwc15
Pim16	4.17E-10	0.444575	0.825	0.41	7.32E-06	Proilferatin Pim1
Larp4b1	4.72E-10	0.304811	0.553	0.222	8.28E-06	Proilferatin Larp4b
Rac19	6.08E-10	0.482693	0.796	0.492	1.07E-05	Proilferatin Rac1
Ybx19	6.84E-10	0.431992	0.951	0.751	1.20E-05	Proilferatin Ybx1
Ube2i1	7.60E-10	0.289375	0.709	0.353	1.33E-05	Proilferatin Ube2i
Caprin11	8.05E-10	0.288722	0.592	0.251	1.41E-05	Proilferatin Caprin1
Hnrnpa13	8.23E-10	0.507045	0.786	0.423	1.44E-05	Proilferatin Hnrnpa1
Srsf34	9.08E-10	0.476683	0.835	0.521	1.59E-05	Proilferatin Srsf3
Plp21	1.00E-09	0.375729	0.505	0.202	1.76E-05	Proilferatin Plp2
Taldo14	1.17E-09	0.412135	0.699	0.319	2.06E-05	Proilferatin Taldo1
Smc3	1.23E-09	0.316982	0.534	0.189	2.15E-05	Proilferatin Smc3
Cycs2	1.34E-09	0.370198	0.699	0.316	2.35E-05	Proilferatin Cycs
Actb13	1.34E-09	0.554289	1	0.965	2.35E-05	Proilferatin Actb
Hnrnpa0	1.43E-09	0.284656	0.515	0.215	2.51E-05	Proilferatin Hnrnpa0
Psmc3	1.48E-09	0.323464	0.515	0.198	2.60E-05	Proilferatin Psmc3
Eny2	1.58E-09	0.316896	0.583	0.213	2.77E-05	Proilferatin Eny2
Pabpc114	1.79E-09	0.388854	0.951	0.703	3.13E-05	Proilferatin Pabpc1
Stra13	1.96E-09	0.384515	0.612	0.247	3.44E-05	Proilferatin Stra13
Mpeg15	2.19E-09	0.414386	0.544	0.223	3.85E-05	Proilferatin Mpeg1
Mapk1	2.21E-09	0.329954	0.544	0.228	3.88E-05	Proilferatin Mapk1
Grb22	2.40E-09	0.279788	0.65	0.257	4.21E-05	Proilferatin Grb2
Cotl18	2.56E-09	0.34729	0.738	0.375	4.49E-05	Proilferatin Cotl1
Ptbp32	2.59E-09	0.344369	0.767	0.409	4.54E-05	Proilferatin Ptbp3
Strap	2.62E-09	0.272389	0.524	0.207	4.61E-05	Proilferatin Strap
Cox5b1	2.64E-09	0.333707	0.835	0.479	4.64E-05	Proilferatin Cox5b
Rexo22	2.72E-09	0.525385	0.621	0.334	4.77E-05	Proilferatin Rexo2
Snf8	2.86E-09	0.284878	0.592	0.251	5.02E-05	Proilferatin Snf8
Sf1	3.05E-09	0.264126	0.544	0.208	5.35E-05	Proilferatin Sf1
Lsm8	3.07E-09	0.353431	0.573	0.208	5.38E-05	Proilferatin Lsm8
Cfl113	3.54E-09	0.356532	0.961	0.771	6.21E-05	Proilferatin Cfl1
Mapre1	3.65E-09	0.318948	0.65	0.293	6.41E-05	Proilferatin Mapre1
Zcrb1	4.14E-09	0.345252	0.602	0.276	7.27E-05	Proilferatin Zcrb1
Zfp7062	4.68E-09	0.50089	0.777	0.462	8.21E-05	Proilferatin Zfp706
Laptm57	5.08E-09	0.425657	0.786	0.412	8.92E-05	Proilferatin Laptm5
Lsm4	5.40E-09	0.366058	0.738	0.348	9.48E-05	Proilferatin Lsm4
Fundc2	5.88E-09	0.267974	0.515	0.212	0.000103	Proilferatin Fundc2
M6pr2	7.66E-09	0.466454	0.602	0.284	0.000135	Proilferatin M6pr
Arpc215	8.24E-09	0.340332	0.922	0.658	0.000145	Proilferatin Arpc2
Actr23	8.88E-09	0.447077	0.825	0.453	0.000156	Proilferatin Actr2
Cd442	9.05E-09	0.539828	0.689	0.355	0.000159	Proilferatin Cd44
Atp5g25	9.83E-09	0.411225	0.883	0.618	0.000173	Proilferatin Atp5g2
Msrb14	1.03E-08	0.252671	0.689	0.317	0.000181	Proilferatin Msrb1
Gltp5	1.09E-08	0.334529	0.67	0.316	0.000191	Proilferatin Gltp

Ncl6	1.16E-08	0.33982	0.816	0.514	0.000203	Proilferatin Ncl
Gng59	1.16E-08	0.414739	0.961	0.7	0.000204	Proilferatin Gng5
Hprt	1.23E-08	0.33415	0.505	0.198	0.000216	Proilferatin Hprt
Arpp19	1.37E-08	0.380316	0.777	0.432	0.000241	Proilferatin Arpp19
Gmfg6	1.43E-08	0.402739	0.718	0.349	0.000251	Proilferatin Gmfg
Fam49b5	1.45E-08	0.304595	0.728	0.358	0.000254	Proilferatin Fam49b
Hnrnpf12	2.13E-08	0.371779	0.874	0.584	0.000374	Proilferatin Hnrnpf
Ewsr1	2.14E-08	0.274878	0.563	0.257	0.000376	Proilferatin Ewsr1
Iqgap113	2.28E-08	0.42549	0.883	0.521	0.000401	Proilferatin Iqgap1
Ccl65	2.53E-08	0.407879	0.563	0.259	0.000444	Proilferatin Ccl6
Ndufb91	2.56E-08	0.39361	0.757	0.417	0.000449	Proilferatin Ndufb9
Lmo44	2.72E-08	0.542472	0.757	0.462	0.000478	Proilferatin Lmo4
Npm18	2.73E-08	0.394795	0.961	0.663	0.000479	Proilferatin Npm1
Cdv3	2.82E-08	0.329395	0.631	0.277	0.000495	Proilferatin Cdv3
Psmb4	2.85E-08	0.296595	0.515	0.214	0.000501	Proilferatin Psmb4
Ube2e3	2.87E-08	0.266717	0.524	0.217	0.000504	Proilferatin Ube2e3
Cox7a23	2.91E-08	0.452405	0.903	0.569	0.000511	Proilferatin Cox7a2
Bola3	2.94E-08	0.272898	0.515	0.223	0.000516	Proilferatin Bola3
Tmsb4x17	2.94E-08	0.428118	0.961	0.993	0.000516	Proilferatin Tmsb4x
Hnrnpc	3.48E-08	0.28358	0.67	0.296	0.000612	Proilferatin Hnrnpc
Eif2s2	3.83E-08	0.276054	0.757	0.427	0.000673	Proilferatin Eif2s2
Rbm71	4.93E-08	0.296503	0.553	0.26	0.000865	Proilferatin Rbm7
Psma4	5.18E-08	0.25766	0.553	0.248	0.00091	Proilferatin Psma4
Atp5c12	5.48E-08	0.299737	0.757	0.428	0.000963	Proilferatin Atp5c1
Cox7c3	5.71E-08	0.295318	0.951	0.724	0.001002	Proilferatin Cox7c
Atp5b1	6.17E-08	0.354	0.806	0.462	0.001083	Proilferatin Atp5b
Dbi5	7.07E-08	0.329243	0.718	0.37	0.001242	Proilferatin Dbi
Atp5j5	7.82E-08	0.322587	0.893	0.582	0.001373	Proilferatin Atp5j
Pycard2	8.15E-08	0.411853	0.524	0.22	0.001431	Proilferatin Pycard
Bola23	8.48E-08	0.298308	0.699	0.382	0.001488	Proilferatin Bola2
Tmem2564	8.55E-08	0.306171	0.748	0.394	0.001501	Proilferatin Tmem256
Sf3b5	9.54E-08	0.264518	0.65	0.317	0.001675	Proilferatin Sf3b5
Sumo1	9.72E-08	0.279295	0.767	0.414	0.001707	Proilferatin Sumo1
Lcp16	9.98E-08	0.382982	0.689	0.353	0.001752	Proilferatin Lcp1
Rpl286	1.20E-07	0.299585	1	0.934	0.002098	Proilferatin Rpl28
Set2	1.24E-07	0.390582	0.748	0.421	0.002176	Proilferatin Set
Cap13	1.50E-07	0.282053	0.718	0.384	0.002638	Proilferatin Cap1
Ywhab1	1.55E-07	0.331689	0.786	0.45	0.002726	Proilferatin Ywhab
Pgls3	1.87E-07	0.707488	0.728	0.385	0.003275	Proilferatin Pgls
Pdap11	2.08E-07	0.31973	0.67	0.345	0.003647	Proilferatin Pdap1
Ndufab1	2.19E-07	0.256263	0.524	0.247	0.003842	Proilferatin Ndufab1
Bag12	2.28E-07	0.250652	0.641	0.337	0.004006	Proilferatin Bag1
Nme12	2.30E-07	0.255286	0.621	0.301	0.004036	Proilferatin Nme1
Gnb27	2.31E-07	0.274269	0.874	0.555	0.004049	Proilferatin Gnb2
Cox6a15	2.32E-07	0.283892	0.854	0.615	0.004071	Proilferatin Cox6a1
Lrrfip11	2.41E-07	0.280286	0.583	0.27	0.004228	Proilferatin Lrrfip1
Wtap	2.53E-07	0.277284	0.563	0.253	0.004443	Proilferatin Wtap

Tpr3	2.67E-07	0.25479	0.767	0.436	0.00468	Proilferatin Tpr
Nol71	3.03E-07	0.357572	0.67	0.306	0.005323	Proilferatin Nol7
Nhp2l1	3.22E-07	0.401447	0.66	0.329	0.00565	Proilferatin Nhp2l1
Aurkaip12	3.52E-07	0.251943	0.631	0.3	0.006176	Proilferatin Aurkaip1
Atp5f12	4.68E-07	0.337829	0.728	0.416	0.008224	Proilferatin Atp5f1
Anapc11	5.68E-07	0.315418	0.641	0.335	0.009974	Proilferatin Anapc11
Cd94	6.43E-07	0.636475	0.563	0.34	0.011287	Proilferatin Cd9
H3f3b5	6.67E-07	0.308741	0.981	0.908	0.011711	Proilferatin H3f3b
Dock103	7.15E-07	0.273202	0.563	0.279	0.012547	Proilferatin Dock10
Cbx1	7.42E-07	0.376049	0.612	0.28	0.01303	Proilferatin Cbx1
Ikzf1	7.47E-07	0.258488	0.544	0.218	0.013106	Proilferatin Ikzf1
Serbp17	8.05E-07	0.364226	0.903	0.625	0.014125	Proilferatin Serbp1
Ywhaz2	8.45E-07	0.309504	0.796	0.457	0.01484	Proilferatin Ywhaz
Ctbp1	9.00E-07	0.268256	0.612	0.302	0.015802	Proilferatin Ctbp1
H3f3a16	9.10E-07	0.464285	0.942	0.862	0.015984	Proilferatin H3f3a
Gm102502	9.32E-07	0.29368	0.631	0.31	0.016362	Proilferatin Gm10250
Ctsc4	1.05E-06	0.297322	0.612	0.281	0.018464	Proilferatin Ctsc
Ube2l3	1.07E-06	0.282897	0.544	0.254	0.018848	Proilferatin Ube2l3
Cd4711	1.19E-06	0.331702	0.951	0.694	0.020855	Proilferatin Cd47
Gm101161	1.22E-06	0.356264	0.816	0.512	0.021331	Proilferatin Gm10116
Zfp91	1.28E-06	0.320351	0.524	0.212	0.022434	Proilferatin Zfp91
Gnai216	1.52E-06	0.320226	0.883	0.643	0.026644	Proilferatin Gnai2
2700060E0	1.67E-06	0.298097	0.767	0.425	0.029255	Proilferatin 2700060E02Rik
Calm26	1.83E-06	0.475297	0.893	0.638	0.032165	Proilferatin Calm2
Cybb5	2.13E-06	0.36825	0.524	0.27	0.037398	Proilferatin Cybb
Pkig1	2.14E-06	0.371206	0.515	0.279	0.037618	Proilferatin Pkig
Spi16	2.27E-06	0.30669	0.553	0.264	0.0398	Proilferatin Spi1
Eif4g23	2.36E-06	0.353418	0.864	0.534	0.0415	Proilferatin Eif4g2
Ccnd33	2.56E-06	0.414286	0.553	0.322	0.044978	Proilferatin Ccnd3
Prdx21	2.93E-06	0.474127	0.553	0.294	0.051406	Proilferatin Prdx2
Calm110	3.30E-06	0.332675	0.903	0.716	0.057921	Proilferatin Calm1
S100a1015	3.46E-06	0.408053	0.854	0.627	0.060672	Proilferatin S100a10
Cox172	3.52E-06	0.287874	0.845	0.458	0.061725	Proilferatin Cox17
Tomm202	3.64E-06	0.276004	0.757	0.46	0.063988	Proilferatin Tomm20
Eif4a11	4.31E-06	0.251932	0.748	0.451	0.075691	Proilferatin Eif4a1
Mrpl141	5.58E-06	0.270034	0.505	0.245	0.097893	Proilferatin Mrpl14
Aprt4	6.32E-06	0.368019	0.553	0.31	0.110934	Proilferatin Aprt
Gm873017	6.94E-06	0.34216	0.932	0.786	0.121865	Proilferatin Gm8730
Uqcr105	8.59E-06	0.273874	0.845	0.514	0.150766	Proilferatin Uqcr10
Tram1	9.90E-06	0.261682	0.689	0.355	0.173737	Proilferatin Tram1
Atp5k2	9.97E-06	0.353236	0.845	0.498	0.175092	Proilferatin Atp5k
Ppp1ca11	1.04E-05	0.288684	0.757	0.512	0.182772	Proilferatin Ppp1ca
Rwdd1	1.04E-05	0.281121	0.573	0.292	0.183081	Proilferatin Rwdd1
Mrpl333	1.56E-05	0.278432	0.796	0.459	0.273757	Proilferatin Mrpl33
Metap22	1.72E-05	0.312737	0.67	0.351	0.301199	Proilferatin Metap2
Atp6v0e7	1.79E-05	0.253652	0.874	0.529	0.313528	Proilferatin Atp6v0e
Krcc12	1.81E-05	0.339784	0.553	0.292	0.318496	Proilferatin Krcc1

Capza11	2.27E-05	0.250378	0.524	0.256	0.398695	Proilferatin Capza1
Srsf7	2.38E-05	0.27306	0.553	0.263	0.417317	Proilferatin Srsf7
Ubl53	2.66E-05	0.310103	0.845	0.575	0.467549	Proilferatin Ubl5
Hp1bp31	3.31E-05	0.256004	0.573	0.307	0.580541	Proilferatin Hp1bp3
Comt4	3.33E-05	0.274121	0.534	0.318	0.584133	Proilferatin Comt
Polr1d1	3.56E-05	0.298388	0.786	0.469	0.624199	Proilferatin Polr1d
2010107E0	4.45E-05	0.261207	0.796	0.543	0.781826	Proilferatin 2010107E04Rik
Cox6b13	4.76E-05	0.269822	0.883	0.657	0.835625	Proilferatin Cox6b1
Grn3	6.68E-05	0.312018	0.524	0.271	1	Proilferatin Grn
Sumo26	6.78E-05	0.407631	0.854	0.673	1	Proilferatin Sumo2
Uqcrq4	8.41E-05	0.265162	0.864	0.492	1	Proilferatin Uqcrq
Anxa25	0.000202	0.320957	0.621	0.388	1	Proilferatin Anxa2
Srp19	0.000214	0.27855	0.515	0.249	1	Proilferatin Srp19
Cd1643	0.000234	0.327151	0.524	0.365	1	Proilferatin Cd164
Srsf25	0.000449	0.301265	0.835	0.57	1	Proilferatin Srsf2
Atp6v1g15	0.001848	0.268085	0.728	0.49	1	Proilferatin Atp6v1g1
Capzb8	0.00213	0.260352	0.796	0.491	1	Proilferatin Capzb
Ednrb	4.09E-102	2.586995	0.922	0.028	7.19E-98	Endothelial Ednrb
Kdr	6.26E-98	2.944371	0.971	0.039	1.10E-93	Endothelial Kdr
Car4	8.27E-96	3.275091	0.99	0.063	1.45E-91	Endothelial Car4
Cldn51	3.00E-93	3.177205	1	0.067	5.26E-89	Endothelial Cldn5
Kitl	6.23E-89	2.577017	0.942	0.069	1.09E-84	Endothelial Kitl
Cyp4b1	5.98E-87	2.242133	0.835	0.025	1.05E-82	Endothelial Cyp4b1
Stmn2	2.23E-86	2.156209	0.864	0.028	3.91E-82	Endothelial Stmn2
Ly6c11	2.23E-86	3.539052	0.99	0.109	3.92E-82	Endothelial Ly6c1
Cdh51	2.64E-85	2.546571	0.981	0.064	4.63E-81	Endothelial Cdh5
Ecscr1	3.89E-85	2.521717	0.903	0.046	6.82E-81	Endothelial Ecscr
Icam21	1.67E-82	2.404298	0.913	0.076	2.93E-78	Endothelial Icam2
Tbx3	9.95E-82	2.267161	0.874	0.064	1.75E-77	Endothelial Tbx3
Rgs12	4.03E-81	2.005012	0.806	0.03	7.08E-77	Endothelial Rgs12
Pcdh1	5.81E-81	2.072853	0.796	0.021	1.02E-76	Endothelial Pcdh1
Ramp21	6.49E-79	2.677777	0.981	0.102	1.14E-74	Endothelial Ramp2
Emp23	9.06E-79	2.832752	0.981	0.172	1.59E-74	Endothelial Emp2
Fibin	1.49E-78	2.359598	0.806	0.047	2.62E-74	Endothelial Fibin
Hopx	1.20E-77	2.12853	0.903	0.083	2.10E-73	Endothelial Hopx
Chst1	1.08E-75	1.966397	0.699	0.02	1.89E-71	Endothelial Chst1
Clic51	1.29E-74	2.162175	0.796	0.035	2.27E-70	Endothelial Clic5
Tmcc2	1.78E-74	2.017737	0.748	0.033	3.13E-70	Endothelial Tmcc2
Egfl71	9.90E-74	2.394873	0.961	0.075	1.74E-69	Endothelial Egfl7
Nkd11	2.54E-72	1.943153	0.816	0.089	4.47E-68	Endothelial Nkd1
Tmem1001	4.89E-72	2.422036	1	0.134	8.58E-68	Endothelial Tmem100
Ly6a2	7.17E-71	3.089458	1	0.254	1.26E-66	Endothelial Ly6a
Calcrl1	9.21E-71	2.277184	0.971	0.109	1.62E-66	Endothelial Calcrl
Adgrf52	1.03E-70	2.039491	0.922	0.07	1.80E-66	Endothelial Adgrf5
Tspan131	3.28E-70	2.494855	0.971	0.209	5.76E-66	Endothelial Tspan13
Slc9a3r21	6.97E-70	2.156351	0.864	0.097	1.22E-65	Endothelial Slc9a3r2
Prx	7.60E-70	2.037772	0.718	0.018	1.33E-65	Endothelial Prx

Enho	5.04E-68	1.790048	0.641	0.024	8.85E-64	Endothelial Enho
Bcam1	5.36E-66	1.978375	0.699	0.04	9.40E-62	Endothelial Bcam
Tspan71	6.11E-66	1.735746	0.845	0.063	1.07E-61	Endothelial Tspan7
Tspan12	6.30E-66	1.710607	0.689	0.029	1.11E-61	Endothelial Tspan12
Slco2a11	7.77E-66	1.968848	0.874	0.058	1.36E-61	Endothelial Slco2a1
Smagp	3.61E-65	1.747236	0.757	0.06	6.34E-61	Endothelial Smagp
Sdpr2	6.28E-65	1.943	0.961	0.149	1.10E-60	Endothelial Sdpr
S1pr13	5.60E-64	1.862766	0.951	0.18	9.83E-60	Endothelial S1pr1
Trib2	7.06E-64	1.600549	0.718	0.061	1.24E-59	Endothelial Trib2
Clec1a1	9.38E-64	1.816157	0.816	0.06	1.65E-59	Endothelial Clec1a
Id11	1.25E-63	2.027455	0.883	0.108	2.20E-59	Endothelial Id1
Lmo7	1.76E-63	1.578302	0.631	0.02	3.10E-59	Endothelial Lmo7
Nrp15	1.82E-63	2.198321	0.981	0.308	3.19E-59	Endothelial Nrp1
Foxf11	4.64E-63	1.801056	0.845	0.082	8.15E-59	Endothelial Foxf1
Acvrl11	1.45E-62	2.05052	0.883	0.131	2.55E-58	Endothelial Acvrl1
Smad61	5.80E-61	1.65906	0.748	0.053	1.02E-56	Endothelial Smad6
Myct1	6.20E-61	1.70759	0.709	0.031	1.09E-56	Endothelial Myct1
Esam1	1.76E-60	1.935097	0.738	0.039	3.08E-56	Endothelial Esam
Igfbp75	7.62E-60	2.131115	1	0.35	1.34E-55	Endothelial Igfbp7
Tmem2041	1.42E-59	1.796492	0.806	0.125	2.50E-55	Endothelial Tmem204
Afap1l1	3.70E-59	1.686228	0.67	0.032	6.50E-55	Endothelial Afap1l1
Apln	4.28E-59	1.665178	0.505	0.005	7.51E-55	Endothelial Apln
Epas12	1.91E-58	1.851438	0.951	0.126	3.35E-54	Endothelial Epas1
Pecam11	4.95E-58	2.054584	0.903	0.14	8.69E-54	Endothelial Pecam1
Ctla2a2	6.46E-58	2.056439	0.942	0.12	1.13E-53	Endothelial Ctla2a
Sema3f	1.39E-57	1.56536	0.621	0.023	2.43E-53	Endothelial Sema3f
Podxl1	1.70E-57	1.612192	0.66	0.037	2.99E-53	Endothelial Podxl
Aqp12	1.95E-56	1.825058	0.816	0.075	3.43E-52	Endothelial Aqp1
Crip23	2.14E-56	1.988848	0.961	0.273	3.75E-52	Endothelial Crip2
Meox1	4.35E-56	1.432567	0.534	0.009	7.64E-52	Endothelial Meox1
Ptp4a31	1.19E-55	2.057793	0.913	0.222	2.08E-51	Endothelial Ptp4a3
Cd364	1.57E-55	1.853785	0.942	0.183	2.75E-51	Endothelial Cd36
Cav21	4.00E-55	2.025237	0.874	0.136	7.02E-51	Endothelial Cav2
Pllp	4.95E-55	1.565662	0.553	0.014	8.69E-51	Endothelial Pllp
Eng1	7.26E-55	1.765431	0.816	0.099	1.27E-50	Endothelial Eng
Cyth31	7.88E-55	1.978359	0.874	0.172	1.38E-50	Endothelial Cyth3
Tspan15	1.07E-54	1.39814	0.534	0.013	1.87E-50	Endothelial Tspan15
Sema6a	5.59E-53	1.756491	0.67	0.045	9.82E-49	Endothelial Sema6a
Nhlrc2	9.51E-53	1.681168	0.67	0.078	1.67E-48	Endothelial Nhlrc2
Adgrl2	3.67E-52	1.849577	0.728	0.063	6.45E-48	Endothelial Adgrl2
Myzap1	4.81E-52	1.67995	0.718	0.043	8.45E-48	Endothelial Myzap
Ehd42	8.43E-52	1.807497	0.903	0.177	1.48E-47	Endothelial Ehd4
Tmem140	9.78E-52	1.449985	0.728	0.108	1.72E-47	Endothelial Tmem140
Pmp224	2.17E-51	1.767704	0.942	0.25	3.81E-47	Endothelial Pmp22
Fkbp1a6	6.02E-51	2.034962	0.961	0.486	1.06E-46	Endothelial Fkbp1a
Cxx1a1	2.47E-50	1.825236	0.835	0.149	4.33E-46	Endothelial Cxx1a
Sox181	4.35E-50	1.529038	0.592	0.031	7.63E-46	Endothelial Sox18

Sep-42	1.66E-49	1.551123	0.845	0.174	2.92E-45	Endothelial	Sep-04
Ankrd33b	6.00E-49	1.446783	0.592	0.034	1.05E-44	Endothelial	Ankrd33b
Thbd3	1.05E-48	1.805195	0.903	0.203	1.84E-44	Endothelial	Thbd
Clu1	2.43E-48	1.532918	0.602	0.051	4.26E-44	Endothelial	Clu
Ace2	2.60E-48	1.654842	0.767	0.107	4.57E-44	Endothelial	Ace
Tspan18	6.55E-48	1.471801	0.563	0.038	1.15E-43	Endothelial	Tspan18
Ripply3	9.10E-48	1.645968	0.621	0.034	1.60E-43	Endothelial	Ripply3
Clec14a1	2.46E-47	1.393559	0.786	0.069	4.32E-43	Endothelial	Clec14a
Impdh1	1.09E-46	1.423672	0.66	0.063	1.92E-42	Endothelial	Impdh1
Ly6e16	1.30E-46	1.544183	0.99	0.583	2.28E-42	Endothelial	Ly6e
Hpgd1	1.98E-46	1.522166	0.845	0.125	3.47E-42	Endothelial	Hpgd
Prickle1	2.63E-46	1.364991	0.515	0.027	4.62E-42	Endothelial	Prickle1
Tbx21	2.86E-46	1.44534	0.699	0.122	5.01E-42	Endothelial	Tbx2
Anxa32	3.30E-46	1.699898	0.796	0.131	5.79E-42	Endothelial	Anxa3
Tmeff2	3.76E-46	1.300032	0.505	0.027	6.60E-42	Endothelial	Tmeff2
Sepp114	6.78E-46	1.759285	0.961	0.551	1.19E-41	Endothelial	Sepp1
Gata21	9.20E-46	1.489627	0.602	0.034	1.62E-41	Endothelial	Gata2
Lims2	4.15E-45	1.528684	0.592	0.034	7.28E-41	Endothelial	Lims2
Hyal2	1.34E-44	1.342407	0.515	0.042	2.35E-40	Endothelial	Hyal2
Arhgap312	7.63E-44	1.625035	0.883	0.208	1.34E-39	Endothelial	Arhgap31
Scn7a3	1.20E-43	1.621032	0.816	0.161	2.10E-39	Endothelial	Scn7a
Ppp1r16b1	1.34E-43	1.593378	0.748	0.115	2.36E-39	Endothelial	Ppp1r16b
Stxbp6	1.49E-43	1.305439	0.553	0.046	2.61E-39	Endothelial	Stxbp6
Fendrr	2.52E-43	1.374567	0.631	0.055	4.43E-39	Endothelial	Fendrr
Mapt	1.86E-42	1.321249	0.583	0.066	3.27E-38	Endothelial	Mapt
Cxx1b	3.02E-42	1.462964	0.65	0.097	5.30E-38	Endothelial	Cxx1b
Atp8a11	4.44E-42	1.430559	0.641	0.099	7.80E-38	Endothelial	Atp8a1
AW112010	1.15E-41	1.284102	0.903	0.302	2.01E-37	Endothelial	AW112010
Pvrl3	4.21E-41	1.378079	0.515	0.035	7.38E-37	Endothelial	Pvrl3
Cav13	5.02E-41	1.489284	0.845	0.194	8.81E-37	Endothelial	Cav1
Hilpda1	1.42E-40	1.53099	0.68	0.101	2.50E-36	Endothelial	Hilpda
Klf44	1.66E-40	1.572786	0.874	0.285	2.92E-36	Endothelial	Klf4
Cd343	3.76E-40	1.610606	0.728	0.137	6.60E-36	Endothelial	Cd34
Bmpr21	3.42E-39	1.465783	0.796	0.186	6.01E-35	Endothelial	Bmpr2
Lysmd21	3.80E-39	1.46629	0.718	0.121	6.68E-35	Endothelial	Lysmd2
4931406P1	4.03E-39	1.389806	0.641	0.097	7.07E-35	Endothelial	4931406P16Rik
Klf71	7.68E-39	1.453581	0.825	0.219	1.35E-34	Endothelial	Klf7
Map1lc3a4	1.03E-38	1.53658	0.845	0.297	1.82E-34	Endothelial	Map1lc3a
Casz1	1.82E-38	1.375569	0.573	0.055	3.20E-34	Endothelial	Casz1
Fmo11	3.64E-38	1.443104	0.592	0.062	6.39E-34	Endothelial	Fmo1
App7	3.79E-38	1.33882	0.922	0.389	6.65E-34	Endothelial	App
Stard8	9.32E-38	1.29518	0.534	0.052	1.64E-33	Endothelial	Stard8
Nes	9.41E-38	1.321025	0.505	0.036	1.65E-33	Endothelial	Nes
Pard6g	9.98E-38	1.129819	0.524	0.052	1.75E-33	Endothelial	Pard6g
BC0285281	5.41E-37	1.34319	0.757	0.136	9.50E-33	Endothelial	BC028528
Pitpnc11	6.40E-37	1.396072	0.699	0.126	1.12E-32	Endothelial	Pitpnc1
Hspb13	9.65E-37	1.374507	0.718	0.139	1.69E-32	Endothelial	Hspb1

Nostrin	1.69E-35	1.355806	0.573	0.057	2.96E-31	Endothelial Nostrin
Mfap2	5.56E-35	1.390706	0.592	0.098	9.77E-31	Endothelial Mfap2
Sptbn16	7.45E-35	1.215149	0.942	0.448	1.31E-30	Endothelial Sptbn1
Ccdc85b1	2.37E-34	1.333515	0.68	0.145	4.17E-30	Endothelial Ccdc85b
Pphln1	2.59E-34	1.335507	0.563	0.081	4.55E-30	Endothelial Pphln1
Smarca2	3.17E-34	1.279739	0.767	0.218	5.57E-30	Endothelial Smarca2
Itpkb	1.53E-32	1.304303	0.612	0.165	2.68E-28	Endothelial Itpkb
Mtus1	2.18E-32	1.191265	0.583	0.111	3.83E-28	Endothelial Mtus1
Plpp1	2.30E-32	1.340725	0.534	0.078	4.04E-28	Endothelial Plpp1
Bin1	2.73E-32	1.313469	0.65	0.166	4.79E-28	Endothelial Bin1
Vcl	3.96E-32	1.282571	0.641	0.134	6.94E-28	Endothelial Vcl
Id37	4.73E-32	1.261565	0.883	0.339	8.30E-28	Endothelial Id3
Phlda31	5.67E-32	1.462341	0.65	0.167	9.95E-28	Endothelial Phlda3
Dpysl25	6.19E-32	1.343057	0.922	0.441	1.09E-27	Endothelial Dpysl2
Flt12	8.42E-32	1.234605	0.66	0.128	1.48E-27	Endothelial Flt1
Rasgef1a1	1.18E-31	1.174805	0.534	0.044	2.07E-27	Endothelial Rasgef1a
Mfng	1.25E-30	1.309543	0.553	0.077	2.19E-26	Endothelial Mfng
Cracr2b	2.22E-30	1.192832	0.515	0.069	3.90E-26	Endothelial Cracr2b
B2m10	4.05E-30	0.829905	1	0.928	7.11E-26	Endothelial B2m
Tuba1a4	6.08E-30	1.095227	0.835	0.343	1.07E-25	Endothelial Tuba1a
Clic44	6.84E-30	1.307764	0.835	0.331	1.20E-25	Endothelial Clic4
Cyyr11	1.14E-29	1.154231	0.544	0.052	2.00E-25	Endothelial Cyyr1
Cdkn1a3	5.94E-29	1.616202	0.748	0.246	1.04E-24	Endothelial Cdkn1a
Ece11	8.61E-29	1.255958	0.544	0.088	1.51E-24	Endothelial Ece1
Itm2b11	9.14E-29	0.859584	0.961	0.809	1.61E-24	Endothelial Itm2b
Kank31	2.78E-28	1.10382	0.592	0.128	4.88E-24	Endothelial Kank3
Mgst3	3.71E-28	1.241641	0.515	0.096	6.51E-24	Endothelial Mgst3
Jun-07	5.74E-28	1.011566	0.951	0.455	1.01E-23	Endothelial Jun
Klf218	1.07E-27	1.06959	0.951	0.513	1.88E-23	Endothelial Klf2
Ahr	1.51E-27	1.264521	0.534	0.076	2.66E-23	Endothelial Ahr
Jup1	2.47E-27	1.345946	0.592	0.131	4.34E-23	Endothelial Jup
Dusp33	2.65E-27	1.294788	0.67	0.208	4.65E-23	Endothelial Dusp3
Hdac7	3.91E-27	1.130442	0.573	0.132	6.87E-23	Endothelial Hdac7
Plaur2	3.99E-26	1.091934	0.592	0.14	7.01E-22	Endothelial Plaur
Snrk1	5.02E-26	1.209993	0.68	0.197	8.82E-22	Endothelial Snrk
Ybx110	1.47E-25	1.04817	0.942	0.751	2.57E-21	Endothelial Ybx1
Arhgap292	2.26E-25	1.192518	0.612	0.105	3.97E-21	Endothelial Arhgap29
Mxra7	2.88E-25	1.109292	0.583	0.121	5.06E-21	Endothelial Mxra7
Bicd2	3.60E-25	1.160766	0.505	0.095	6.32E-21	Endothelial Bicd2
Eva1b2	4.63E-25	1.114204	0.699	0.239	8.14E-21	Endothelial Eva1b
Serinc313	5.72E-25	0.929334	0.883	0.587	1.00E-20	Endothelial Serinc3
Gpr146	1.11E-24	1.186591	0.515	0.105	1.94E-20	Endothelial Gpr146
Arhgef3	2.49E-24	1.064519	0.524	0.123	4.38E-20	Endothelial Arhgef3
Gna11	4.10E-24	1.177805	0.592	0.127	7.20E-20	Endothelial Gna11
Ier31	4.81E-24	1.165608	0.563	0.121	8.45E-20	Endothelial Ier3
Gimap64	1.75E-23	0.99946	0.699	0.228	3.07E-19	Endothelial Gimap6
Arl2bp	3.05E-23	1.113945	0.65	0.2	5.35E-19	Endothelial Arl2bp

H2-D112	7.23E-23	0.706021	0.99	0.829	1.27E-18	Endothelial H2-D1
Adgre53	1.01E-22	1.042476	0.738	0.25	1.77E-18	Endothelial Adgre5
Cd2002	1.08E-22	1.102986	0.573	0.118	1.89E-18	Endothelial Cd200
Meis1	1.09E-22	1.07785	0.505	0.106	1.91E-18	Endothelial Meis1
Pnkd	1.66E-22	1.051411	0.612	0.177	2.92E-18	Endothelial Pnkd
Rab11a	2.08E-22	1.125	0.641	0.233	3.65E-18	Endothelial Rab11a
S100a163	2.65E-22	1.101721	0.621	0.162	4.65E-18	Endothelial S100a16
Bst22	1.39E-21	0.981857	0.641	0.214	2.43E-17	Endothelial Bst2
Tmcc32	2.07E-21	1.013513	0.65	0.25	3.64E-17	Endothelial Tmcc3
Hes13	2.60E-21	1.142022	0.699	0.2	4.57E-17	Endothelial Hes1
Tppp33	3.46E-21	0.950384	0.709	0.256	6.08E-17	Endothelial Tppp3
Mgll	4.90E-21	1.074149	0.524	0.123	8.60E-17	Endothelial Mgll
Arhgef122	5.10E-21	0.983896	0.524	0.142	8.96E-17	Endothelial Arhgef12
Tpst2	5.92E-21	1.061329	0.563	0.181	1.04E-16	Endothelial Tpst2
Myl12a5	6.08E-21	0.866672	0.883	0.564	1.07E-16	Endothelial Myl12a
Oaz23	6.66E-21	1.086884	0.65	0.233	1.17E-16	Endothelial Oaz2
Vat12	3.30E-20	1.12441	0.612	0.205	5.79E-16	Endothelial Vat1
Zfhx3	3.46E-20	0.985326	0.534	0.169	6.08E-16	Endothelial Zfhx3
Gng113	4.70E-20	0.900461	0.689	0.211	8.26E-16	Endothelial Gng11
Tmbim12	4.95E-20	1.049556	0.66	0.212	8.70E-16	Endothelial Tmbim1
Cnn3	5.50E-20	0.973892	0.553	0.166	9.66E-16	Endothelial Cnn3
Fermt21	1.56E-19	0.960624	0.524	0.149	2.74E-15	Endothelial Fermt2
Stmn12	1.69E-19	0.900524	0.524	0.135	2.98E-15	Endothelial Stmn1
Cd4712	1.73E-19	0.807985	0.922	0.694	3.03E-15	Endothelial Cd47
Cd24a2	6.29E-19	0.960445	0.65	0.251	1.11E-14	Endothelial Cd24a
Timp25	2.27E-18	0.842305	0.816	0.365	3.99E-14	Endothelial Timp2
Dynll114	4.75E-18	0.76348	0.913	0.646	8.34E-14	Endothelial Dynll1
Rcsd1	4.84E-18	0.932119	0.544	0.174	8.50E-14	Endothelial Rcsd1
Col4a12	5.76E-18	0.956012	0.563	0.162	1.01E-13	Endothelial Col4a1
Gnaq1	9.45E-18	0.954612	0.524	0.169	1.66E-13	Endothelial Gnaq
Map7d1	1.49E-17	0.921516	0.515	0.169	2.61E-13	Endothelial Map7d1
Mxd4	3.28E-17	0.982519	0.67	0.327	5.75E-13	Endothelial Mxd4
Gngt24	6.46E-17	0.816343	0.66	0.266	1.13E-12	Endothelial Gngt2
Emp11	8.78E-17	0.87434	0.534	0.175	1.54E-12	Endothelial Emp1
Rasgrp22	1.57E-16	0.979434	0.573	0.215	2.76E-12	Endothelial Rasgrp2
Gnb17	1.97E-16	0.977859	0.777	0.488	3.46E-12	Endothelial Gnb1
Rhoc2	2.09E-16	1.003291	0.602	0.23	3.67E-12	Endothelial Rhoc
Dlc12	3.12E-16	0.947144	0.524	0.154	5.49E-12	Endothelial Dlc1
Rbms13	1.09E-15	0.882792	0.748	0.46	1.91E-11	Endothelial Rbms1
Tsc22d14	1.64E-15	0.759595	0.573	0.212	2.87E-11	Endothelial Tsc22d1
Ctnna1	1.90E-15	0.873867	0.505	0.184	3.33E-11	Endothelial Ctnna1
Rac110	1.98E-15	0.66452	0.767	0.492	3.48E-11	Endothelial Rac1
Lamp113	8.68E-15	0.684375	0.874	0.565	1.52E-10	Endothelial Lamp1
Tmbim69	1.38E-13	0.857933	0.796	0.494	2.42E-09	Endothelial Tmbim6
Gimap43	1.79E-13	0.691886	0.505	0.174	3.15E-09	Endothelial Gimap4
Tcf45	4.44E-13	0.778446	0.738	0.375	7.80E-09	Endothelial Tcf4
Ppp2r5a1	9.73E-13	0.868157	0.524	0.233	1.71E-08	Endothelial Ppp2r5a

Lyn5	1.01E-12	0.773635	0.612	0.281	1.78E-08	Endothelial Lyn
Srgn6	1.80E-12	0.643784	0.699	0.363	3.15E-08	Endothelial Srgn
Rhoa6	2.24E-12	0.622872	0.864	0.674	3.93E-08	Endothelial Rhoa
Rock2	2.72E-12	0.829301	0.573	0.241	4.78E-08	Endothelial Rock2
Pam5	3.68E-12	0.550601	0.689	0.284	6.47E-08	Endothelial Pam
Nfic3	4.37E-12	0.831151	0.583	0.271	7.68E-08	Endothelial Nfic
S100a132	8.12E-12	0.736026	0.68	0.422	1.42E-07	Endothelial S100a13
Ifitm28	1.50E-11	0.724975	0.777	0.413	2.63E-07	Endothelial Ifitm2
Mapk33	1.78E-11	0.705771	0.563	0.278	3.13E-07	Endothelial Mapk3
B230219D2	1.99E-11	0.770904	0.573	0.277	3.50E-07	Endothelial B230219D22Rik
Selk12	2.75E-11	0.606497	0.806	0.586	4.83E-07	Endothelial Selk
Qk1	3.25E-11	0.839632	0.544	0.268	5.70E-07	Endothelial Qk
Clec2d1	3.80E-11	0.872154	0.534	0.236	6.67E-07	Endothelial Clec2d
Gnai217	5.23E-11	0.578127	0.835	0.643	9.18E-07	Endothelial Gnai2
Tmem176a	6.26E-11	0.543509	0.612	0.275	1.10E-06	Endothelial Tmem176a
Nfib7	8.70E-11	0.528241	0.786	0.343	1.53E-06	Endothelial Nfib
Wasf2	1.00E-10	0.694274	0.689	0.376	1.76E-06	Endothelial Wasf2
Laptm4a14	1.22E-10	0.661055	0.757	0.499	2.14E-06	Endothelial Laptm4a
Eif13	3.05E-10	0.371516	0.971	0.932	5.35E-06	Endothelial Eif1
Calm111	4.25E-10	0.512261	0.864	0.716	7.45E-06	Endothelial Calm1
Cd95	5.24E-10	0.303162	0.728	0.338	9.20E-06	Endothelial Cd9
Tmco11	8.38E-10	0.725079	0.602	0.354	1.47E-05	Endothelial Tmco1
Slc43a33	1.03E-09	0.529666	0.524	0.208	1.81E-05	Endothelial Slc43a3
Malat115	1.14E-09	0.324846	1	0.997	1.99E-05	Endothelial Malat1
Ubald21	1.36E-09	0.674988	0.573	0.298	2.39E-05	Endothelial Ubald2
Tmed104	2.24E-09	0.688627	0.66	0.418	3.94E-05	Endothelial Tmed10
Gltp6	2.37E-09	0.726104	0.592	0.317	4.15E-05	Endothelial Gltp
Snx33	3.83E-09	0.684312	0.66	0.425	6.73E-05	Endothelial Snx3
Myl67	4.16E-09	0.47207	0.854	0.751	7.30E-05	Endothelial Myl6
Tspo3	4.67E-09	0.67703	0.67	0.437	8.19E-05	Endothelial Tspo
Mbnl22	6.76E-09	0.670273	0.602	0.337	0.000119	Endothelial Mbnl2
Hint15	7.13E-09	0.484959	0.816	0.635	0.000125	Endothelial Hint1
Rap1a4	7.32E-09	0.716027	0.718	0.447	0.000128	Endothelial Rap1a
Txnip10	8.66E-09	0.623322	0.757	0.541	0.000152	Endothelial Txnip
Arf14	1.10E-08	0.620998	0.67	0.509	0.000193	Endothelial Arf1
Tmem2565	2.06E-08	0.605786	0.612	0.395	0.000362	Endothelial Tmem256
Crip111	2.97E-08	0.351775	0.913	0.76	0.000521	Endothelial Crip1
Sdhb	3.07E-08	0.752057	0.505	0.28	0.000539	Endothelial Sdhb
Zfp7063	3.13E-08	0.547758	0.67	0.464	0.000549	Endothelial Zfp706
Ptma10	3.25E-08	0.324668	0.99	0.941	0.00057	Endothelial Ptma
Ctsl6	4.03E-08	0.456187	0.553	0.277	0.000708	Endothelial Ctsl
Mef2a2	4.11E-08	0.620561	0.544	0.331	0.000722	Endothelial Mef2a
Gimap15	4.22E-08	0.378693	0.505	0.227	0.000741	Endothelial Gimap1
Atf4	6.93E-08	0.697416	0.621	0.396	0.001217	Endothelial Atf4
Cald15	7.12E-08	0.497542	0.534	0.246	0.001251	Endothelial Cald1
Klf134	1.33E-07	0.495837	0.699	0.515	0.002337	Endothelial Klf13
Lrrc58	1.42E-07	0.532449	0.612	0.425	0.002488	Endothelial Lrrc58

Marcks5	1.96E-07	0.579464	0.515	0.288	0.003438	Endothelial	Marcks
Cox6a16	2.59E-07	0.410159	0.748	0.616	0.004543	Endothelial	Cox6a1
Csnk1a11	2.91E-07	0.443283	0.612	0.466	0.005112	Endothelial	Csnk1a1
Gabarapl21	6.23E-07	0.623994	0.573	0.381	0.01093	Endothelial	Gabarapl2
Ubb7	7.75E-07	0.461744	0.942	0.849	0.013602	Endothelial	Ubb
Pomp2	9.63E-07	0.590624	0.573	0.383	0.016913	Endothelial	Pomp
Ywhae4	2.67E-06	0.604096	0.65	0.486	0.046933	Endothelial	Ywhae
Clic115	2.68E-06	0.447151	0.68	0.509	0.046971	Endothelial	Clic1
Cox7a24	3.09E-06	0.486715	0.718	0.571	0.054161	Endothelial	Cox7a2
Map1lc3b7	3.55E-06	0.389174	0.689	0.539	0.062373	Endothelial	Map1lc3b
Rap1b7	3.60E-06	0.42127	0.631	0.506	0.063212	Endothelial	Rap1b
Tuba1b3	4.03E-06	0.400134	0.602	0.414	0.070731	Endothelial	Tuba1b
Arhgdia4	4.39E-06	0.448259	0.631	0.485	0.077117	Endothelial	Arhgdia
Bri38	4.58E-06	0.510842	0.67	0.481	0.080438	Endothelial	Bri3
Pafah1b1	9.22E-06	0.531117	0.553	0.409	0.161863	Endothelial	Pafah1b1
Tmem591	1.04E-05	0.512224	0.573	0.378	0.182855	Endothelial	Tmem59
Arglu11	1.52E-05	0.47584	0.602	0.443	0.266556	Endothelial	Arglu1
Sep-22	2.11E-05	0.323138	0.505	0.344	0.369935	Endothelial	Sep-02
Tmem176b	2.22E-05	0.269726	0.534	0.313	0.390491	Endothelial	Tmem176b
Zbtb207	2.24E-05	0.357186	0.699	0.451	0.392838	Endothelial	Zbtb20
1810037I1	2.28E-05	0.5308	0.553	0.393	0.400923	Endothelial	1810037I17Rik
Myl12b2	4.04E-05	0.526898	0.602	0.456	0.708963	Endothelial	Myl12b
Rab7	4.44E-05	0.56576	0.534	0.376	0.779769	Endothelial	Rab7
H2-K116	5.25E-05	0.368885	0.835	0.685	0.922221	Endothelial	H2-K1
Minos13	7.23E-05	0.432202	0.612	0.473	1	Endothelial	Minos1
Eif4g24	7.52E-05	0.47857	0.689	0.536	1	Endothelial	Eif4g2
Sec623	7.76E-05	0.451586	0.592	0.414	1	Endothelial	Sec62
Gnb28	7.87E-05	0.372839	0.68	0.557	1	Endothelial	Gnb2
Ccdc123	7.93E-05	0.490052	0.524	0.384	1	Endothelial	Ccdc12
Ubc11	9.78E-05	0.272707	0.699	0.576	1	Endothelial	Ubc
Gstm16	0.000136	0.272892	0.612	0.366	1	Endothelial	Gstm1
Gng510	0.000174	0.258813	0.816	0.701	1	Endothelial	Gng5
Cyb5a2	0.000194	0.44034	0.544	0.414	1	Endothelial	Cyb5a
Tmem2341	0.000199	0.341831	0.621	0.511	1	Endothelial	Tmem234
Cfl114	0.000217	0.280097	0.845	0.772	1	Endothelial	Cfl1
Ndufs51	0.000237	0.535841	0.515	0.351	1	Endothelial	Ndufs5
Ndufa74	0.00029	0.325485	0.631	0.533	1	Endothelial	Ndufa7
Itgb14	0.000291	0.304081	0.573	0.416	1	Endothelial	Itgb1
Dynlrb14	0.000302	0.409108	0.553	0.4	1	Endothelial	Dynlrb1
Ier215	0.000345	0.313665	0.728	0.56	1	Endothelial	Ier2
Msn11	0.000464	0.338954	0.641	0.526	1	Endothelial	Msn
Arpc38	0.000568	0.343581	0.641	0.492	1	Endothelial	Arpc3
Atox17	0.000657	0.379428	0.631	0.476	1	Endothelial	Atox1
Gpx412	0.000695	0.285265	0.718	0.618	1	Endothelial	Gpx4
Gsk3b	0.000778	0.494996	0.505	0.358	1	Endothelial	Gsk3b
Gmfg7	0.000808	0.439131	0.515	0.351	1	Endothelial	Gmfg
Atp2b15	0.000847	0.496744	0.553	0.387	1	Endothelial	Atp2b1

Rbx1	0.000985	0.390543	0.621	0.468	1	Endothelial Rbx1
Aplp25	0.001437	0.380924	0.515	0.349	1	Endothelial Aplp2
Ndufa48	0.001576	0.295136	0.641	0.557	1	Endothelial Ndufa4
Ppp1ca12	0.001719	0.324418	0.641	0.513	1	Endothelial Ppp1ca
Nfkbia6	0.001833	0.358361	0.563	0.472	1	Endothelial Nfkbia
Ndufb7	0.002599	0.389747	0.534	0.388	1	Endothelial Ndufb7
Tceb24	0.002749	0.402912	0.68	0.643	1	Endothelial Tceb2
Psma73	0.003615	0.340981	0.583	0.441	1	Endothelial Psma7
Nedd82	0.003752	0.430815	0.573	0.491	1	Endothelial Nedd8
Dazap22	0.003779	0.355503	0.524	0.393	1	Endothelial Dazap2
Ppp1r24	0.004105	0.277958	0.505	0.385	1	Endothelial Ppp1r2
Akr1a111	0.005709	0.310716	0.66	0.536	1	Endothelial Akr1a1
Ywhab2	0.00589	0.270769	0.553	0.453	1	Endothelial Ywhab
Bnip3l3	0.009543	0.320835	0.534	0.452	1	Endothelial Bnip3l
Vwf	1.42E-100	3.102447	0.929	0.041	2.50E-96	Endothelial Vwf
Prss231	7.87E-85	2.835917	0.899	0.049	1.38E-80	Endothelial Prss23
Ptprb1	4.07E-79	2.351114	0.939	0.058	7.14E-75	Endothelial Ptprb
Lyve1	1.57E-73	2.213543	0.737	0.019	2.76E-69	Endothelial Lyve1
Egfl72	8.47E-73	2.212198	0.949	0.075	1.49E-68	Endothelial Egfl7
Slc6a2	7.06E-72	1.965395	0.646	0.017	1.24E-67	Endothelial Slc6a2
Aqp13	1.38E-69	2.14544	0.899	0.074	2.42E-65	Endothelial Aqp1
Calcrl2	9.05E-67	2.08795	0.929	0.11	1.59E-62	Endothelial Calcrl
Ctla2a3	1.32E-62	2.253521	0.899	0.121	2.32E-58	Endothelial Ctla2a
Clec14a2	2.20E-62	1.917265	0.798	0.07	3.87E-58	Endothelial Clec14a
Cd2003	2.35E-60	2.253556	0.818	0.116	4.12E-56	Endothelial Cd200
Tspan72	6.82E-58	1.672453	0.808	0.063	1.20E-53	Endothelial Tspan7
Epas13	8.12E-58	2.047078	0.939	0.126	1.43E-53	Endothelial Epas1
Tek1	9.57E-57	1.653114	0.697	0.048	1.68E-52	Endothelial Tek
Cldn52	5.43E-56	1.713183	0.798	0.069	9.53E-52	Endothelial Cldn5
Tmem21	2.32E-54	1.906049	0.677	0.043	4.08E-50	Endothelial Tmem2
Ramp22	2.15E-52	1.764984	0.818	0.104	3.78E-48	Endothelial Ramp2
Cyyr12	5.14E-52	1.711063	0.697	0.051	9.02E-48	Endothelial Cyyr1
Sdpr3	5.96E-52	1.86629	0.879	0.15	1.05E-47	Endothelial Sdpr
Adgrl41	1.21E-49	1.699896	0.616	0.034	2.12E-45	Endothelial Adgrl4
Hpgd2	2.25E-48	2.128136	0.798	0.126	3.95E-44	Endothelial Hpgd
Cdh52	3.19E-48	1.481629	0.737	0.067	5.60E-44	Endothelial Cdh5
Cav14	8.21E-47	1.834587	0.869	0.194	1.44E-42	Endothelial Cav1
Cd931	9.81E-44	1.795732	0.717	0.084	1.72E-39	Endothelial Cd93
Cd365	3.59E-42	1.557464	0.848	0.184	6.29E-38	Endothelial Cd36
Bmpr22	5.34E-42	1.554388	0.788	0.186	9.37E-38	Endothelial Bmpr2
Adgrf53	2.61E-41	1.495537	0.707	0.073	4.58E-37	Endothelial Adgrf5
Eng2	5.03E-41	1.593597	0.697	0.101	8.84E-37	Endothelial Eng
Tmem1002	7.89E-41	1.508717	0.808	0.136	1.39E-36	Endothelial Tmem100
Pde3a	1.64E-40	1.48225	0.535	0.037	2.88E-36	Endothelial Pde3a
Plvap1	1.99E-40	1.561791	0.566	0.043	3.49E-36	Endothelial Plvap
Thbd4	9.68E-40	1.541594	0.808	0.204	1.70E-35	Endothelial Thbd
Tm4sf12	1.23E-39	1.571796	0.657	0.096	2.16E-35	Endothelial Tm4sf1

Pecam12	8.13E-39	1.430908	0.737	0.142	1.43E-34	Endothelial Pecam1
Ecscr2	1.20E-38	1.276869	0.545	0.049	2.11E-34	Endothelial Ecscr
Ier32	2.43E-38	1.561921	0.667	0.12	4.27E-34	Endothelial Ier3
Ece12	3.13E-38	1.464082	0.586	0.087	5.50E-34	Endothelial Ece1
Kdr1	1.88E-37	1.319601	0.566	0.044	3.30E-33	Endothelial Kdr
Id12	4.37E-37	1.707921	0.646	0.111	7.67E-33	Endothelial Id1
Slco2a12	6.89E-37	1.470432	0.616	0.061	1.21E-32	Endothelial Slco2a1
Klf219	2.11E-35	1.409935	0.96	0.513	3.71E-31	Endothelial Klf2
Flt13	4.98E-35	1.402184	0.667	0.128	8.74E-31	Endothelial Flt1
Ehd43	1.54E-34	1.630056	0.737	0.179	2.70E-30	Endothelial Ehd4
S100a164	8.74E-33	1.374326	0.707	0.161	1.54E-28	Endothelial S100a16
Klhl51	9.08E-33	1.327232	0.616	0.107	1.59E-28	Endothelial Klhl5
Cav22	1.67E-32	1.365387	0.657	0.138	2.93E-28	Endothelial Cav2
Arhgap313	1.79E-31	1.75214	0.758	0.21	3.14E-27	Endothelial Arhgap31
Foxf12	8.56E-31	1.36609	0.556	0.086	1.50E-26	Endothelial Foxf1
Klf45	1.16E-30	1.484524	0.798	0.286	2.03E-26	Endothelial Klf4
S1pr14	1.54E-30	1.278047	0.707	0.183	2.71E-26	Endothelial S1pr1
BC0285282	2.44E-30	1.331875	0.636	0.138	4.29E-26	Endothelial BC028528
Heg15	2.19E-29	1.354801	0.747	0.229	3.85E-25	Endothelial Heg1
Elk3	1.56E-28	1.195635	0.566	0.137	2.74E-24	Endothelial Elk3
Tspan132	3.37E-28	1.149408	0.707	0.212	5.92E-24	Endothelial Tspan13
Ifitm313	3.84E-28	1.167123	0.98	0.476	6.74E-24	Endothelial Ifitm3
Crim11	5.59E-27	1.567875	0.566	0.1	9.82E-23	Endothelial Crim1
Acvrl12	1.67E-25	1.303145	0.596	0.135	2.93E-21	Endothelial Acvrl1
Hmcn14	1.43E-24	1.323299	0.687	0.213	2.52E-20	Endothelial Hmcn1
Ly6a3	6.55E-24	1.001602	0.747	0.257	1.15E-19	Endothelial Ly6a
Foxp15	5.82E-22	1.004844	0.859	0.481	1.02E-17	Endothelial Foxp1
Csrp21	5.85E-21	1.040924	0.525	0.127	1.03E-16	Endothelial Csrp2
Il6st2	1.22E-20	1.34827	0.626	0.205	2.15E-16	Endothelial Il6st
Gcc2	3.28E-20	1.077568	0.545	0.163	5.76E-16	Endothelial Gcc2
Kank32	3.37E-20	1.027826	0.525	0.129	5.92E-16	Endothelial Kank3
Fkbp1a7	4.11E-20	1.076828	0.818	0.488	7.21E-16	Endothelial Fkbp1a
Adrb2	3.88E-19	1.266519	0.515	0.146	6.81E-15	Endothelial Adrb2
Sema3c2	6.97E-19	1.130503	0.505	0.098	1.22E-14	Endothelial Sema3c
Cxx1a2	1.35E-18	1.288274	0.535	0.152	2.36E-14	Endothelial Cxx1a
Ptrf4	2.16E-18	1.110541	0.616	0.197	3.79E-14	Endothelial Ptrf
Srgn7	3.04E-18	0.923521	0.737	0.363	5.34E-14	Endothelial Srgn
Sptbn17	6.02E-18	0.91946	0.838	0.449	1.06E-13	Endothelial Sptbn1
Ace3	9.36E-18	1.016282	0.505	0.11	1.64E-13	Endothelial Ace
Crip24	1.22E-17	1.083775	0.646	0.276	2.13E-13	Endothelial Crip2
Klf72	2.62E-17	1.018326	0.576	0.222	4.61E-13	Endothelial Klf7
Raph1	7.19E-17	1.117457	0.525	0.163	1.26E-12	Endothelial Raph1
Rab11a1	1.32E-15	0.993817	0.545	0.234	2.32E-11	Endothelial Rab11a
Cyth32	3.83E-15	1.112647	0.525	0.175	6.72E-11	Endothelial Cyth3
Clec2d2	6.55E-15	1.09713	0.576	0.236	1.15E-10	Endothelial Clec2d
Sepp115	2.30E-14	0.607218	0.869	0.552	4.04E-10	Endothelial Sepp1
Hes14	5.02E-14	1.007809	0.556	0.201	8.81E-10	Endothelial Hes1

Tcf46	1.07E-13	0.859841	0.717	0.375	1.88E-09	Endothelial	Tcf4
Id38	1.62E-13	0.753038	0.727	0.341	2.84E-09	Endothelial	Id3
Ifitm29	3.05E-13	0.795506	0.778	0.413	5.35E-09	Endothelial	Ifitm2
Adgre54	3.41E-12	0.867346	0.586	0.252	5.99E-08	Endothelial	Adgre5
Slc3a22	6.02E-12	0.870717	0.505	0.243	1.06E-07	Endothelial	Slc3a2
Slc43a34	2.10E-11	0.805016	0.535	0.208	3.69E-07	Endothelial	Slc43a3
Prex23	3.52E-11	0.657018	0.515	0.197	6.19E-07	Endothelial	Prex2
Nfib8	3.88E-11	0.547156	0.808	0.343	6.82E-07	Endothelial	Nfib
Sypl2	4.07E-11	0.948815	0.505	0.221	7.14E-07	Endothelial	Sypl
Xiap1	4.12E-11	0.878445	0.525	0.251	7.23E-07	Endothelial	Xiap
Malat116	4.14E-11	0.36076	0.99	0.997	7.27E-07	Endothelial	Malat1
Nrp16	2.80E-10	0.762782	0.606	0.311	4.92E-06	Endothelial	Nrp1
Jun-08	1.11E-09	0.601898	0.768	0.457	1.94E-05	Endothelial	Jun
Gng114	1.22E-09	0.586953	0.515	0.213	2.15E-05	Endothelial	Gng11
Ly6e17	1.26E-08	0.509114	0.747	0.586	0.00022	Endothelial	Ly6e
Aldh24	4.07E-08	0.611551	0.576	0.371	0.000715	Endothelial	Aldh2
Ybx111	5.84E-08	0.569453	0.838	0.752	0.001026	Endothelial	Ybx1
Nfkbia7	1.21E-07	0.468102	0.626	0.471	0.002117	Endothelial	Nfkbia
B2m11	6.95E-07	0.391522	0.98	0.928	0.012198	Endothelial	B2m
Snx34	1.18E-06	0.561946	0.566	0.426	0.020764	Endothelial	Snx3
Rdx1	2.72E-06	0.580001	0.525	0.349	0.047825	Endothelial	Rdx
Clic116	9.39E-06	0.46795	0.626	0.509	0.164823	Endothelial	Clic1
Clic45	1.36E-05	0.525917	0.545	0.333	0.239497	Endothelial	Clic4
Mef2c4	1.43E-05	0.25471	0.515	0.321	0.250503	Endothelial	Mef2c
Klf33	2.29E-05	0.526725	0.556	0.352	0.402521	Endothelial	Klf3
Rbm398	7.86E-05	0.281272	0.859	0.841	1	Endothelial	Rbm39
Atp2b16	0.000203	0.638379	0.535	0.387	1	Endothelial	Atp2b1
Csnk1a12	0.000363	0.4882	0.535	0.466	1	Endothelial	Csnk1a1
Zbtb208	0.000769	0.300056	0.636	0.451	1	Endothelial	Zbtb20
Hmgb111	0.000893	0.28243	0.758	0.738	1	Endothelial	Hmgb1
Itgb15	0.001102	0.498605	0.556	0.416	1	Endothelial	Itgb1
App8	0.001857	0.391295	0.525	0.393	1	Endothelial	App
Gnai218	0.002007	0.347677	0.697	0.645	1	Endothelial	Gnai2
1810037I1	0.002097	0.384147	0.525	0.393	1	Endothelial	1810037I17Rik
Laptm4a15	0.002946	0.315572	0.596	0.5	1	Endothelial	Laptm4a
Ier216	0.003607	0.258801	0.677	0.56	1	Endothelial	Ier2
Uqcrb2	0.004675	0.353565	0.556	0.462	1	Endothelial	Uqcrb
Myl12b3	0.005597	0.441975	0.535	0.457	1	Endothelial	Myl12b
Selk13	0.006083	0.257526	0.636	0.587	1	Endothelial	Selk
Csde1	0.006945	0.444211	0.525	0.474	1	Endothelial	Csde1
Luc7l26	0.007074	0.33113	0.626	0.587	1	Endothelial	Luc7l2
Clk13	0.007493	0.375657	0.566	0.495	1	Endothelial	Clk1
Srsf57	0.007542	0.317072	0.707	0.711	1	Endothelial	Srsf5
Vpreb31	4.67E-89	2.794521	0.99	0.099	8.20E-85	B cells-3	Vpreb3
Tifa	5.07E-89	2.405668	0.917	0.094	8.91E-85	B cells-3	Tifa
Pafah1b3	8.00E-77	2.159471	0.896	0.101	1.40E-72	B cells-3	Pafah1b3
Chchd102	2.74E-76	2.247808	0.948	0.158	4.81E-72	B cells-3	Chchd10

Arl5c	1.14E-69	2.223045	0.865	0.109	2.01E-65	B cells-3	Arl5c
Ebf12	3.91E-66	2.284094	1	0.249	6.87E-62	B cells-3	Ebf1
Cd79b2	7.20E-66	2.052112	0.958	0.189	1.26E-61	B cells-3	Cd79b
Atp1b12	4.49E-64	1.894815	0.74	0.074	7.88E-60	B cells-3	Atp1b1
Cd79a2	1.27E-61	1.874676	0.948	0.184	2.22E-57	B cells-3	Cd79a
Dnajc71	2.43E-58	2.638915	0.906	0.225	4.27E-54	B cells-3	Dnajc7
Rhoh2	3.43E-55	2.020276	0.885	0.198	6.02E-51	B cells-3	Rhoh
Siglecg2	8.04E-55	1.452806	0.854	0.141	1.41E-50	B cells-3	Siglecg
Mzb11	1.52E-54	1.789849	0.771	0.097	2.67E-50	B cells-3	Mzb1
Fam129c1	2.16E-51	1.619536	0.604	0.046	3.79E-47	B cells-3	Fam129c
Fcrla1	3.68E-50	1.703415	0.688	0.079	6.46E-46	B cells-3	Fcrla
Lrmp	2.59E-49	1.605934	0.75	0.099	4.55E-45	B cells-3	Lrmp
Spib1	2.92E-46	1.431486	0.688	0.092	5.13E-42	B cells-3	Spib
Ly6d2	9.44E-45	1.717595	0.812	0.163	1.66E-40	B cells-3	Ly6d
Cnp1	1.59E-44	1.663949	0.708	0.167	2.80E-40	B cells-3	Cnp
H3f3a17	3.81E-44	1.249345	1	0.861	6.69E-40	B cells-3	H3f3a
Bcl7a	4.26E-44	1.732765	0.594	0.07	7.48E-40	B cells-3	Bcl7a
Coq7	7.91E-44	1.701356	0.542	0.058	1.39E-39	B cells-3	Coq7
Cd721	1.64E-42	1.547902	0.615	0.09	2.87E-38	B cells-3	Cd72
Cd24a3	3.20E-41	1.447924	0.854	0.25	5.61E-37	B cells-3	Cd24a
Fam53b	1.62E-40	1.6851	0.667	0.15	2.85E-36	B cells-3	Fam53b
Bach2	3.30E-40	1.416835	0.667	0.102	5.80E-36	B cells-3	Bach2
Ptprcap5	7.10E-39	1.373896	0.802	0.231	1.25E-34	B cells-3	Ptprcap
Tcf3	7.34E-39	1.425522	0.698	0.168	1.29E-34	B cells-3	Tcf3
Pou2af1	2.87E-35	1.355263	0.552	0.076	5.04E-31	B cells-3	Pou2af1
Blnk	3.12E-34	1.333616	0.594	0.08	5.48E-30	B cells-3	Blnk
Ptp4a32	1.24E-33	1.245001	0.75	0.224	2.18E-29	B cells-3	Ptp4a3
Sox4	1.37E-33	1.689239	0.615	0.12	2.40E-29	B cells-3	Sox4
Cd191	1.53E-33	1.200547	0.552	0.084	2.69E-29	B cells-3	Cd19
Cd372	1.18E-32	1.200343	0.781	0.256	2.07E-28	B cells-3	Cd37
H3f3b6	3.06E-31	1.010079	0.99	0.908	5.36E-27	B cells-3	H3f3b
Smarca4	5.75E-31	1.274314	0.562	0.125	1.01E-26	B cells-3	Smarca4
Foxp16	1.01E-27	1.121373	0.917	0.481	1.78E-23	B cells-3	Foxp1
Pkig2	1.43E-27	1.262288	0.708	0.278	2.50E-23	B cells-3	Pkig
Ptma11	2.46E-27	0.840084	0.99	0.941	4.32E-23	B cells-3	Ptma
Serinc314	3.23E-27	1.108881	0.896	0.587	5.67E-23	B cells-3	Serinc3
Smim144	2.92E-25	0.960623	0.875	0.485	5.12E-21	B cells-3	Smim14
Btg119	6.76E-24	0.905482	0.979	0.814	1.19E-19	B cells-3	Btg1
Dok3	3.37E-23	1.175982	0.531	0.122	5.92E-19	B cells-3	Dok3
Herpud11	1.09E-22	1.300507	0.625	0.224	1.91E-18	B cells-3	Herpud1
Slc1a5	1.26E-21	1.067203	0.573	0.198	2.22E-17	B cells-3	Slc1a5
Unc93b15	6.99E-21	1.126684	0.625	0.254	1.23E-16	B cells-3	Unc93b1
Rac27	2.06E-20	0.719571	0.844	0.443	3.62E-16	B cells-3	Rac2
Ralgps22	2.98E-20	0.883238	0.583	0.188	5.23E-16	B cells-3	Ralgps2
Ypel35	1.30E-19	0.980107	0.865	0.534	2.29E-15	B cells-3	Ypel3
Serp116	1.37E-18	1.00436	0.833	0.51	2.41E-14	B cells-3	Serp1
Ly6e18	1.65E-18	0.876797	0.917	0.584	2.90E-14	B cells-3	Ly6e

Rps3a114	2.50E-18	0.470349	1	0.952	4.39E-14	B cells-3	Rps3a1
Gm984320	7.68E-18	0.466909	1	0.904	1.35E-13	B cells-3	Gm9843
Cmtm73	1.28E-17	1.057576	0.573	0.241	2.25E-13	B cells-3	Cmtm7
Dusp21	3.69E-17	1.026296	0.521	0.155	6.47E-13	B cells-3	Dusp2
Pgls4	3.83E-17	1.134471	0.677	0.385	6.73E-13	B cells-3	Pgls
Oaz17	4.37E-17	0.575472	0.948	0.877	7.68E-13	B cells-3	Oaz1
Eef215	1.30E-16	0.571767	0.969	0.844	2.28E-12	B cells-3	Eef2
Srp143	1.52E-16	0.780203	0.792	0.506	2.67E-12	B cells-3	Srp14
Plekha2	1.95E-16	1.022419	0.573	0.192	3.42E-12	B cells-3	Plekha2
Zfp7064	9.12E-16	0.827922	0.771	0.463	1.60E-11	B cells-3	Zfp706
Arpc5l1	2.18E-15	1.012074	0.635	0.322	3.83E-11	B cells-3	Arpc5l
Tgfb16	3.31E-15	1.013927	0.667	0.352	5.81E-11	B cells-3	Tgfb1
Apobec3	1.57E-14	0.87222	0.521	0.194	2.76E-10	B cells-3	Apobec3
Rbm399	1.25E-13	0.54814	0.969	0.84	2.20E-09	B cells-3	Rbm39
Syk1	1.73E-13	0.930896	0.51	0.219	3.04E-09	B cells-3	Syk
Erp294	2.46E-13	0.879225	0.646	0.376	4.32E-09	B cells-3	Erp29
Rpl288	4.43E-13	0.450154	1	0.934	7.77E-09	B cells-3	Rpl28
Akap122	8.04E-13	0.701479	0.51	0.185	1.41E-08	B cells-3	Akap12
Gmfg8	2.02E-12	0.834234	0.625	0.35	3.54E-08	B cells-3	Gmfg
Paip21	2.50E-12	0.796255	0.698	0.42	4.39E-08	B cells-3	Paip2
Limd27	2.61E-12	0.764962	0.667	0.346	4.58E-08	B cells-3	Limd2
Fau18	2.76E-12	0.315146	1	0.97	4.85E-08	B cells-3	Fau
Ppp1cc2	1.55E-11	0.725667	0.625	0.349	2.71E-07	B cells-3	Ppp1cc
Cytip5	9.19E-11	0.77603	0.604	0.327	1.61E-06	B cells-3	Cytip
Eif3f12	1.11E-10	0.604356	0.812	0.665	1.95E-06	B cells-3	Eif3f
Rps27rt18	1.19E-10	0.302648	1	0.931	2.09E-06	B cells-3	Rps27rt
Zeb28	2.99E-10	0.626067	0.667	0.439	5.25E-06	B cells-3	Zeb2
Nfkbia8	3.10E-10	0.80085	0.688	0.471	5.44E-06	B cells-3	Nfkbia
Cfl115	4.00E-10	0.436196	0.896	0.772	7.03E-06	B cells-3	Cfl1
Cd22	4.24E-10	0.787341	0.51	0.217	7.44E-06	B cells-3	Cd2
Pold41	6.27E-10	0.888591	0.51	0.296	1.10E-05	B cells-3	Pold4
Tmem1231	7.74E-10	0.784942	0.51	0.28	1.36E-05	B cells-3	Tmem123
Arpc39	8.16E-10	0.653169	0.708	0.492	1.43E-05	B cells-3	Arpc3
Rpl27-ps32	9.99E-10	0.432601	0.906	0.753	1.75E-05	B cells-3	Rpl27-ps3
Rpl424	1.01E-09	0.351771	0.969	0.901	1.76E-05	B cells-3	Rpl4
Tspan133	1.26E-09	0.694249	0.51	0.214	2.21E-05	B cells-3	Tspan13
Rpl1113	1.48E-09	0.295995	1	0.944	2.61E-05	B cells-3	Rpl11
Rpl710	1.80E-09	0.331406	0.99	0.928	3.17E-05	B cells-3	Rpl7
Sec11c3	3.06E-09	0.677102	0.552	0.326	5.37E-05	B cells-3	Sec11c
Hnrnpa14	2.86E-08	0.611678	0.604	0.425	0.000503	B cells-3	Hnrnpa1
Slc25a56	2.86E-08	0.48947	0.656	0.441	0.000503	B cells-3	Slc25a5
Clta14	3.59E-08	0.546337	0.698	0.521	0.00063	B cells-3	Clta
Rpl6l17	4.00E-08	0.402052	0.885	0.726	0.000702	B cells-3	Rpl6l
Cox7a2l5	5.89E-08	0.530048	0.771	0.667	0.001034	B cells-3	Cox7a2l
Rps915	6.43E-08	0.283931	0.99	0.943	0.001129	B cells-3	Rps9
Erh1	1.22E-07	0.562844	0.521	0.344	0.002136	B cells-3	Erh
Coro1a10	1.36E-07	0.342576	0.719	0.465	0.002396	B cells-3	Coro1a

Rpl2913	1.57E-07	0.271501	0.948	0.893	0.002748	B cells-3	Rpl29
Jund7	1.79E-07	0.524863	0.771	0.621	0.003142	B cells-3	Jund
Ube2d2a1	2.65E-07	0.616195	0.594	0.419	0.004652	B cells-3	Ube2d2a
Ube2b	4.73E-07	0.50106	0.542	0.412	0.008297	B cells-3	Ube2b
Calm112	6.36E-07	0.431207	0.823	0.717	0.011163	B cells-3	Calm1
Arf62	7.03E-07	0.566341	0.552	0.375	0.01234	B cells-3	Arf6
Lyn6	7.38E-07	0.617902	0.51	0.282	0.012965	B cells-3	Lyn
Rps2612	8.41E-07	0.318845	0.969	0.892	0.01476	B cells-3	Rps26
Gm100361	1.04E-06	0.386959	0.781	0.609	0.018304	B cells-3	Gm10036
Clic117	1.54E-06	0.463494	0.667	0.509	0.026958	B cells-3	Clic1
Psmb13	1.69E-06	0.506577	0.583	0.46	0.029691	B cells-3	Psmb1
Eif3h9	1.88E-06	0.548524	0.677	0.597	0.033054	B cells-3	Eif3h
Sf3b11	2.29E-06	0.484398	0.573	0.435	0.040282	B cells-3	Sf3b1
Polr1d2	2.34E-06	0.534039	0.625	0.47	0.041108	B cells-3	Polr1d
Naca8	2.83E-06	0.342197	0.865	0.793	0.04973	B cells-3	Naca
Ubb8	2.91E-06	0.313175	0.906	0.849	0.051036	B cells-3	Ubb
Ucp27	3.39E-06	0.507912	0.677	0.462	0.059525	B cells-3	Ucp2
Cox7a25	4.13E-06	0.37151	0.698	0.571	0.07259	B cells-3	Cox7a2
Eif3e12	6.26E-06	0.563695	0.615	0.502	0.109906	B cells-3	Eif3e
Gltscr28	7.29E-06	0.555528	0.688	0.537	0.127964	B cells-3	Gltscr2
Pim17	7.80E-06	0.683069	0.583	0.413	0.136905	B cells-3	Pim1
Srsf35	8.50E-06	0.524436	0.646	0.523	0.149146	B cells-3	Srsf3
Calm27	9.89E-06	0.532682	0.729	0.64	0.173677	B cells-3	Calm2
Tram11	1.01E-05	0.610419	0.521	0.357	0.178054	B cells-3	Tram1
Hnrnpf13	1.04E-05	0.460759	0.656	0.586	0.182777	B cells-3	Hnrnpf
Klf220	1.10E-05	0.320472	0.74	0.515	0.192781	B cells-3	Klf2
Arpc513	1.13E-05	0.479824	0.708	0.529	0.199243	B cells-3	Arpc5
Rpl2719	1.26E-05	0.260317	0.948	0.902	0.220918	B cells-3	Rpl27
Hmgb112	1.30E-05	0.452877	0.781	0.738	0.227888	B cells-3	Hmgb1
Uqcrh5	1.50E-05	0.350717	0.792	0.711	0.262561	B cells-3	Uqcrh
Gdi26	1.72E-05	0.491028	0.583	0.466	0.30242	B cells-3	Gdi2
Srgn8	2.18E-05	0.363424	0.573	0.364	0.383077	B cells-3	Srgn
Eif4g25	2.93E-05	0.473869	0.646	0.536	0.514689	B cells-3	Eif4g2
H2afv1	3.20E-05	0.566642	0.51	0.386	0.561732	B cells-3	H2afv
Rbm314	4.31E-05	0.435151	0.698	0.642	0.756798	B cells-3	Rbm3
Rpl23a-ps3	7.16E-05	0.273294	0.99	0.907	1	B cells-3	Rpl23a-ps3
Vamp84	0.000101	0.487878	0.521	0.399	1	B cells-3	Vamp8
Fis13	0.000126	0.4838	0.583	0.46	1	B cells-3	Fis1
Arhgdib10	0.000148	0.365819	0.656	0.464	1	B cells-3	Arhgdib
Sumo27	0.000213	0.350198	0.729	0.674	1	B cells-3	Sumo2
Rps26-ps11	0.000214	0.321743	0.792	0.696	1	B cells-3	Rps26-ps1
Btf36	0.000288	0.397794	0.781	0.72	1	B cells-3	Btf3
Atp5b2	0.000399	0.361076	0.573	0.464	1	B cells-3	Atp5b
Atp5f13	0.000438	0.42967	0.51	0.418	1	B cells-3	Atp5f1
Hnrnpk1	0.000502	0.505664	0.583	0.545	1	B cells-3	Hnrnpk
Ankrd111	0.000532	0.407894	0.51	0.426	1	B cells-3	Ankrd11
Npm111	0.000576	0.253613	0.719	0.665	1	B cells-3	Npm1

Map1lc3b9	0.001937	0.324092	0.615	0.54	1	B cells-3	Map1lc3b
Ddx58	0.002859	0.287993	0.854	0.857	1	B cells-3	Ddx5
Srp9	0.003516	0.373653	0.51	0.467	1	B cells-3	Srp9
Ogt3	0.003725	0.373216	0.552	0.479	1	B cells-3	Ogt
Rbx11	0.003759	0.350966	0.562	0.469	1	B cells-3	Rbx1
Txnip11	0.003811	0.566698	0.615	0.542	1	B cells-3	Txnip
Tra2b5	0.004449	0.353039	0.573	0.533	1	B cells-3	Tra2b
4930523C0	0.005433	0.31738	0.573	0.463	1	B cells-3	4930523C07Rik
Tpm37	0.005617	0.297777	0.604	0.542	1	B cells-3	Tpm3
Lmo45	0.005635	0.339568	0.583	0.464	1	B cells-3	Lmo4
Gnas3	0.006897	0.258326	0.833	0.772	1	B cells-3	Gnas
Ncor12	0.006982	0.333112	0.51	0.43	1	B cells-3	Ncor1
Ppp1ca13	0.008793	0.303277	0.562	0.514	1	B cells-3	Ppp1ca
Eif3k3	0.009087	0.317142	0.552	0.49	1	B cells-3	Eif3k
S100a9	4.40E-114	6.600967	1	0.039	7.72E-110	Neutrophils	S100a9
S100a8	3.19E-102	6.712166	1	0.073	5.60E-98	Neutrophils	S100a8
Retnlg	2.32E-97	4.546394	0.813	0.007	4.07E-93	Neutrophils	Retnlg
Hdc	9.07E-80	2.461999	0.714	0.021	1.59E-75	Neutrophils	Hdc
Csf3r	5.15E-79	2.513204	0.736	0.033	9.05E-75	Neutrophils	Csf3r
Mmp9	2.99E-77	2.258749	0.659	0.006	5.24E-73	Neutrophils	Mmp9
Il1b	6.77E-73	3.741871	0.78	0.048	1.19E-68	Neutrophils	Il1b
Hp2	3.05E-72	2.352527	0.747	0.051	5.35E-68	Neutrophils	Hp
Cxcr2	2.34E-71	2.113115	0.604	0.008	4.11E-67	Neutrophils	Cxcr2
Lcn21	2.86E-69	3.568045	0.626	0.015	5.03E-65	Neutrophils	Lcn2
Lst13	6.01E-64	2.135609	0.912	0.127	1.05E-59	Neutrophils	Lst1
Pglyrp11	3.57E-63	2.31682	0.802	0.075	6.27E-59	Neutrophils	Pglyrp1
Slpi1	4.11E-62	2.563151	0.923	0.157	7.21E-58	Neutrophils	Slpi
Slc7a11	1.72E-55	2.025494	0.527	0.017	3.01E-51	Neutrophils	Slc7a11
Mxd1	1.19E-51	2.141646	0.67	0.064	2.08E-47	Neutrophils	Mxd1
Msrb15	6.23E-51	2.416035	0.967	0.315	1.09E-46	Neutrophils	Msrb1
Tyrobp7	3.99E-50	1.994367	1	0.347	7.01E-46	Neutrophils	Tyrobp
Wfdc211	5.21E-48	3.107211	0.758	0.12	9.14E-44	Neutrophils	Wfdc21
S100a1114	7.98E-44	2.253878	0.989	0.649	1.40E-39	Neutrophils	S100a11
Gsr4	5.98E-42	2.023937	0.78	0.196	1.05E-37	Neutrophils	Gsr
Alox5ap6	8.38E-35	1.488834	0.824	0.23	1.47E-30	Neutrophils	Alox5ap
Txn17	1.05E-34	1.718074	0.923	0.493	1.84E-30	Neutrophils	Txn1
Tmsb4x21	3.84E-34	0.948247	1	0.992	6.74E-30	Neutrophils	Tmsb4x
Srgn9	9.99E-32	1.842479	0.824	0.362	1.75E-27	Neutrophils	Srgn
Spi17	1.10E-30	1.386349	0.769	0.262	1.93E-26	Neutrophils	Spi1
Mcemp12	1.87E-30	1.532502	0.626	0.139	3.28E-26	Neutrophils	Mcemp1
Fcer1g7	5.26E-30	1.393411	0.857	0.294	9.23E-26	Neutrophils	Fcer1g
Prdx54	5.18E-29	1.731514	0.813	0.45	9.09E-25	Neutrophils	Prdx5
Lcp17	2.67E-28	1.35355	0.824	0.352	4.69E-24	Neutrophils	Lcp1
2310001H1	4.99E-27	1.473066	0.56	0.108	8.77E-23	Neutrophils	2310001H17Rik
Taldo15	7.63E-27	1.553962	0.769	0.318	1.34E-22	Neutrophils	Taldo1
Gmfg9	3.94E-26	1.37711	0.791	0.348	6.92E-22	Neutrophils	Gmfg
G0s22	4.81E-26	1.971438	0.692	0.195	8.44E-22	Neutrophils	G0s2

Grina1	2.56E-25	1.420124	0.593	0.175	4.50E-21	Neutrophils	Grina
Cd529	5.44E-25	1.067374	0.923	0.463	9.56E-21	Neutrophils	Cd52
Sorl1	8.14E-25	1.480129	0.604	0.16	1.43E-20	Neutrophils	Sorl1
Rac28	1.32E-23	1.139704	0.89	0.443	2.31E-19	Neutrophils	Rac2
Hmgb25	7.37E-23	1.315043	0.714	0.326	1.29E-18	Neutrophils	Hmgb2
Gda3	8.31E-23	1.494268	0.593	0.162	1.46E-18	Neutrophils	Gda
Fxyd511	1.09E-22	1.428925	0.835	0.422	1.91E-18	Neutrophils	Fxyd5
S100a617	3.53E-22	1.691295	0.857	0.558	6.20E-18	Neutrophils	S100a6
Fos17	2.66E-21	1.301727	0.912	0.563	4.67E-17	Neutrophils	Fos
Cebpb19	4.81E-21	1.344591	0.901	0.513	8.45E-17	Neutrophils	Cebpb
Ccl66	9.66E-21	1.322789	0.725	0.258	1.70E-16	Neutrophils	Ccl6
Tnfaip22	1.39E-20	1.523249	0.637	0.198	2.43E-16	Neutrophils	Tnfaip2
Arpc1b15	2.47E-20	0.822417	0.945	0.667	4.34E-16	Neutrophils	Arpc1b
Dusp112	6.21E-20	1.403125	0.802	0.495	1.09E-15	Neutrophils	Dusp1
Coro1a11	2.26E-19	0.960016	0.868	0.464	3.96E-15	Neutrophils	Coro1a
Shfm19	2.49E-19	0.905112	0.912	0.707	4.37E-15	Neutrophils	Shfm1
Cd24a4	1.16E-18	0.789344	0.659	0.252	2.04E-14	Neutrophils	Cd24a
Ncf24	1.62E-18	1.32533	0.593	0.205	2.85E-14	Neutrophils	Ncf2
Mrpl334	2.03E-18	1.193568	0.769	0.459	3.56E-14	Neutrophils	Mrpl33
Pfn116	2.20E-18	0.767103	0.934	0.83	3.86E-14	Neutrophils	Pfn1
Cyba17	1.27E-17	0.85892	0.857	0.616	2.22E-13	Neutrophils	Cyba
Gpsm33	3.05E-17	1.175741	0.659	0.319	5.35E-13	Neutrophils	Gpsm3
Btg120	3.59E-15	0.898032	0.923	0.814	6.30E-11	Neutrophils	Btg1
Rnf1493	4.58E-15	1.357905	0.516	0.19	8.04E-11	Neutrophils	Rnf149
Anxa14	1.11E-14	1.670502	0.571	0.256	1.95E-10	Neutrophils	Anxa1
Lyz27	1.88E-14	0.394821	0.879	0.461	3.31E-10	Neutrophils	Lyz2
Tpd525	4.50E-14	1.083467	0.549	0.231	7.90E-10	Neutrophils	Tpd52
Arpc514	4.84E-14	0.908947	0.802	0.529	8.49E-10	Neutrophils	Arpc5
Cotl19	1.30E-13	0.877653	0.681	0.376	2.28E-09	Neutrophils	Cotl1
Arpc217	1.85E-13	0.704007	0.901	0.658	3.26E-09	Neutrophils	Arpc2
Hcst5	4.10E-13	1.026796	0.538	0.219	7.19E-09	Neutrophils	Hcst
Ostf15	6.04E-13	1.040332	0.692	0.428	1.06E-08	Neutrophils	Ostf1
Actg117	6.84E-13	0.67588	0.978	0.838	1.20E-08	Neutrophils	Actg1
Ptprc8	8.82E-13	0.885459	0.758	0.451	1.55E-08	Neutrophils	Ptprc
Stk17b6	1.14E-12	1.073161	0.703	0.378	2.01E-08	Neutrophils	Stk17b
Ftl116	5.01E-12	0.376508	1	0.939	8.79E-08	Neutrophils	Ftl1
Eif14	9.52E-12	0.526666	0.956	0.932	1.67E-07	Neutrophils	Eif1
Arpc310	1.40E-11	0.824074	0.725	0.491	2.47E-07	Neutrophils	Arpc3
Ifitm210	2.66E-11	1.217326	0.703	0.414	4.67E-07	Neutrophils	Ifitm2
Lsp16	3.35E-11	0.853367	0.758	0.465	5.87E-07	Neutrophils	Lsp1
Vasp5	3.77E-11	1.037488	0.659	0.371	6.62E-07	Neutrophils	Vasp
Pkm4	6.09E-11	0.985774	0.604	0.353	1.07E-06	Neutrophils	Pkm
Arhgdib11	1.25E-10	0.957882	0.681	0.464	2.20E-06	Neutrophils	Arhgdib
Adipor14	1.81E-10	1.023966	0.571	0.317	3.19E-06	Neutrophils	Adipor1
Hmgn22	2.43E-10	1.199334	0.527	0.299	4.27E-06	Neutrophils	Hmgn2
Prr136	3.39E-10	1.102859	0.648	0.412	5.96E-06	Neutrophils	Prr13
Rgs23	1.06E-09	0.827227	0.582	0.332	1.86E-05	Neutrophils	Rgs2

Junb18	5.60E-09	0.91515	0.846	0.761	9.82E-05	Neutrophils	Junb
Selplg6	5.66E-09	1.033389	0.549	0.295	9.93E-05	Neutrophils	Selplg
H3f3a18	5.81E-09	0.330316	0.912	0.862	0.000102	Neutrophils	H3f3a
Mcl15	1.16E-08	1.030195	0.659	0.476	0.000203	Neutrophils	Mcl1
Actr319	1.69E-08	0.634322	0.703	0.512	0.000297	Neutrophils	Actr3
Gabarap9	2.30E-08	0.690072	0.846	0.661	0.000403	Neutrophils	Gabarap
Cdk2ap26	3.61E-08	1.285352	0.659	0.482	0.000634	Neutrophils	Cdk2ap2
Gpx119	3.85E-08	0.563943	0.747	0.549	0.000677	Neutrophils	Gpx1
Gapdh16	4.47E-08	0.766123	0.692	0.535	0.000784	Neutrophils	Gapdh
Limd28	6.24E-08	0.703203	0.615	0.347	0.001095	Neutrophils	Limd2
H3f3b7	1.56E-07	0.556803	0.956	0.908	0.002745	Neutrophils	H3f3b
Map1lc3b1	1.73E-07	0.800653	0.692	0.539	0.003029	Neutrophils	Map1lc3b
Gnai220	3.98E-07	0.590383	0.769	0.644	0.006985	Neutrophils	Gnai2
Btg218	4.15E-07	0.746084	0.78	0.688	0.007294	Neutrophils	Btg2
Lgals36	5.00E-07	0.395287	0.582	0.302	0.008782	Neutrophils	Lgals3
Myl68	9.05E-07	0.440594	0.835	0.752	0.015888	Neutrophils	Myl6
Atp6v1g16	9.18E-07	0.681544	0.626	0.491	0.016113	Neutrophils	Atp6v1g1
Cfl116	9.65E-07	0.366641	0.857	0.772	0.016947	Neutrophils	Cfl1
Klf221	1.02E-06	0.639923	0.714	0.515	0.01797	Neutrophils	Klf2
Zfp365	1.25E-06	0.720023	0.626	0.459	0.021879	Neutrophils	Zfp36
Sat114	1.49E-06	0.740787	0.692	0.53	0.02612	Neutrophils	Sat1
Gng511	1.72E-06	0.445079	0.78	0.702	0.030188	Neutrophils	Gng5
H2afj4	2.44E-06	0.638762	0.604	0.454	0.042892	Neutrophils	H2afj
Cnn25	2.72E-06	0.626757	0.505	0.346	0.047693	Neutrophils	Cnn2
Fam49b6	3.02E-06	0.553979	0.56	0.36	0.05295	Neutrophils	Fam49b
Gpi14	3.52E-06	0.737121	0.527	0.337	0.061833	Neutrophils	Gpi1
Actb16	1.68E-05	0.407549	1	0.965	0.29418	Neutrophils	Actb
Pim18	2.15E-05	0.831013	0.527	0.413	0.377842	Neutrophils	Pim1
Ier218	2.92E-05	0.68054	0.714	0.56	0.511787	Neutrophils	Ier2
Serf210	5.31E-05	0.303206	0.912	0.862	0.932531	Neutrophils	Serf2
Iqgap115	9.29E-05	0.454308	0.626	0.523	1	Neutrophils	Iqgap1
Sh3glb112	0.000125	0.37976	0.626	0.516	1	Neutrophils	Sh3glb1
Gm101161	0.000158	0.564758	0.659	0.514	1	Neutrophils	Gm10116
Sh3bgrl315	0.000178	0.432979	0.692	0.627	1	Neutrophils	Sh3bgrl3
Myl12b4	0.00022	0.516557	0.604	0.456	1	Neutrophils	Myl12b
Cd536	0.000231	0.639289	0.538	0.355	1	Neutrophils	Cd53
Ube2b1	0.000342	0.679518	0.527	0.412	1	Neutrophils	Ube2b
Pnrc110	0.000361	0.535914	0.692	0.603	1	Neutrophils	Pnrc1
Cd443	0.0004	0.493878	0.549	0.356	1	Neutrophils	Cd44
Ypel36	0.000495	0.652611	0.604	0.536	1	Neutrophils	Ypel3
Capzb9	0.00056	0.376008	0.582	0.493	1	Neutrophils	Capzb
Ubb9	0.00056	0.311611	0.857	0.85	1	Neutrophils	Ubb
Neat112	0.000907	0.593285	0.604	0.52	1	Neutrophils	Neat1
H2-D113	0.001078	0.356448	0.824	0.831	1	Neutrophils	H2-D1
Cox173	0.001367	0.470114	0.516	0.461	1	Neutrophils	Cox17
Ube2d32	0.001474	0.397108	0.703	0.665	1	Neutrophils	Ube2d3
Ubl54	0.001745	0.521352	0.659	0.577	1	Neutrophils	Ubl5

Cdc4211	0.003041	0.43994	0.692	0.665	1	Neutrophils	Cdc42
Serp117	0.003532	0.462447	0.626	0.512	1	Neutrophils	Serp1
Anxa26	0.005181	0.490986	0.516	0.389	1	Neutrophils	Anxa2
Ptpn189	0.007263	0.373737	0.593	0.428	1	Neutrophils	Ptpn18
Adh7	2.39E-71	1.653495	0.671	0.011	4.19E-67	Fibroblast-5	Adh7
Lrat1	2.51E-65	2.028051	0.797	0.067	4.40E-61	Fibroblast-5	Lrat
Nbl15	6.24E-56	2.315115	0.975	0.245	1.10E-51	Fibroblast-5	Nbl1
Igfbp65	2.09E-54	1.964099	0.949	0.189	3.67E-50	Fibroblast-5	Igfbp6
Rbp42	1.79E-48	1.456532	0.797	0.114	3.14E-44	Fibroblast-5	Rbp4
Col6a32	1.74E-45	1.468056	0.848	0.142	3.06E-41	Fibroblast-5	Col6a3
Mmp23	3.67E-42	1.385887	0.823	0.14	6.45E-38	Fibroblast-5	Mmp2
Ifitm1	2.73E-41	1.156768	0.646	0.082	4.79E-37	Fibroblast-5	Ifitm1
Cxcl142	7.09E-40	1.858518	0.797	0.142	1.24E-35	Fibroblast-5	Cxcl14
Plpp35	3.50E-39	1.426229	0.962	0.278	6.15E-35	Fibroblast-5	Plpp3
Adh11	1.05E-38	1.107377	0.671	0.104	1.84E-34	Fibroblast-5	Adh1
Mecom1	6.80E-38	1.156286	0.57	0.062	1.19E-33	Fibroblast-5	Mecom
Olfml32	7.17E-38	1.115382	0.734	0.133	1.26E-33	Fibroblast-5	Olfml3
Sparcl15	1.90E-37	1.257146	0.987	0.27	3.33E-33	Fibroblast-5	Sparcl1
Col1a24	2.51E-37	1.212392	0.962	0.269	4.41E-33	Fibroblast-5	Col1a2
Eln4	5.33E-37	1.297958	0.911	0.235	9.36E-33	Fibroblast-5	Eln
Pdgfra4	8.60E-36	1.310583	0.823	0.181	1.51E-31	Fibroblast-5	Pdgfra
Clec3b4	2.44E-35	0.979568	0.873	0.193	4.28E-31	Fibroblast-5	Clec3b
Crispld22	3.61E-35	1.446576	0.722	0.145	6.33E-31	Fibroblast-5	Crispld2
Bgn6	4.71E-35	1.133443	0.987	0.304	8.27E-31	Fibroblast-5	Bgn
Timp35	2.29E-34	1.068659	0.987	0.319	4.02E-30	Fibroblast-5	Timp3
Col1a16	2.92E-34	1.22822	0.962	0.251	5.13E-30	Fibroblast-5	Col1a1
Dcn4	4.00E-34	0.708749	0.911	0.197	7.02E-30	Fibroblast-5	Dcn
Bcas3	1.11E-33	1.138618	0.506	0.073	1.96E-29	Fibroblast-5	Bcas3
Snhg184	1.57E-33	1.115453	0.772	0.174	2.75E-29	Fibroblast-5	Snhg18
Mxra82	2.04E-33	1.209841	0.873	0.194	3.58E-29	Fibroblast-5	Mxra8
Col6a22	2.93E-33	1.235564	0.747	0.15	5.14E-29	Fibroblast-5	Col6a2
Igfbp76	8.51E-32	1.101664	1	0.352	1.49E-27	Fibroblast-5	Igfbp7
Mgp5	8.52E-32	1.22526	1	0.408	1.50E-27	Fibroblast-5	Mgp
Rbp15	3.93E-31	0.968873	0.823	0.197	6.90E-27	Fibroblast-5	Rbp1
Col6a14	2.58E-30	1.089579	0.772	0.177	4.53E-26	Fibroblast-5	Col6a1
Ptch1	3.95E-30	1.286194	0.595	0.108	6.94E-26	Fibroblast-5	Ptch1
Rarres26	6.06E-30	1.038515	0.924	0.269	1.06E-25	Fibroblast-5	Rarres2
Lama2	1.25E-29	1.038082	0.544	0.091	2.20E-25	Fibroblast-5	Lama2
Cyr615	3.14E-29	1.293385	0.873	0.253	5.50E-25	Fibroblast-5	Cyr61
Spon12	4.09E-29	0.858729	0.671	0.127	7.18E-25	Fibroblast-5	Spon1
Col13a11	7.76E-29	0.949907	0.506	0.076	1.36E-24	Fibroblast-5	Col13a1
Pid15	1.37E-28	1.213686	0.848	0.263	2.40E-24	Fibroblast-5	Pid1
Gsn4	2.90E-28	1.077619	0.987	0.413	5.09E-24	Fibroblast-5	Gsn
Selm5	3.52E-28	1.056935	0.873	0.255	6.18E-24	Fibroblast-5	Selm
Serping15	4.32E-28	0.970297	0.873	0.247	7.59E-24	Fibroblast-5	Serping1
Mfap52	1.98E-27	0.859795	0.696	0.173	3.48E-23	Fibroblast-5	Mfap5
Rbms32	2.23E-27	0.895395	0.658	0.148	3.91E-23	Fibroblast-5	Rbms3

Aqp14	2.32E-27	1.60605	0.633	0.078	4.08E-23	Fibroblast-5	Aqp1
Col3a16	2.71E-27	0.894738	0.949	0.303	4.76E-23	Fibroblast-5	Col3a1
Fxyd16	3.82E-27	0.888108	0.899	0.252	6.71E-23	Fibroblast-5	Fxyd1
Mylk3	4.28E-27	0.804242	0.81	0.224	7.52E-23	Fibroblast-5	Mylk
Adamts22	6.13E-27	0.889306	0.57	0.11	1.08E-22	Fibroblast-5	Adamts2
Lbh4	7.45E-27	1.181754	0.886	0.366	1.31E-22	Fibroblast-5	Lbh
Tgfb31	7.82E-27	0.943501	0.608	0.115	1.37E-22	Fibroblast-5	Tgfb3
Inmt4	8.04E-27	0.721555	0.911	0.253	1.41E-22	Fibroblast-5	Inmt
Fxyd62	8.05E-27	0.864431	0.557	0.102	1.41E-22	Fibroblast-5	Fxyd6
Ltbp45	1.78E-26	0.912807	0.886	0.256	3.12E-22	Fibroblast-5	Ltbp4
F2r1	2.35E-26	1.041136	0.671	0.142	4.12E-22	Fibroblast-5	F2r
Sparc7	2.94E-26	1.013984	0.911	0.304	5.16E-22	Fibroblast-5	Sparc
Nfib9	5.90E-26	1.043106	0.949	0.342	1.04E-21	Fibroblast-5	Nfib
Gpx35	7.15E-26	0.718111	0.911	0.288	1.25E-21	Fibroblast-5	Gpx3
Sod35	1.78E-25	0.940032	0.848	0.241	3.13E-21	Fibroblast-5	Sod3
Scarf21	2.23E-25	0.947878	0.582	0.118	3.92E-21	Fibroblast-5	Scarf2
Ppp1r14a2	2.24E-25	0.920063	0.633	0.138	3.92E-21	Fibroblast-5	Ppp1r14a
Serpinh15	6.12E-25	1.008254	0.848	0.249	1.07E-20	Fibroblast-5	Serpinh1
Ltbp1	8.01E-25	0.907097	0.532	0.107	1.41E-20	Fibroblast-5	Ltbp1
Gng115	8.24E-25	0.881615	0.797	0.212	1.45E-20	Fibroblast-5	Gng11
Tcf212	9.47E-25	0.832012	0.608	0.124	1.66E-20	Fibroblast-5	Tcf21
Lama4	1.49E-24	0.777501	0.544	0.128	2.62E-20	Fibroblast-5	Lama4
Tgm24	1.95E-24	1.038957	0.759	0.222	3.43E-20	Fibroblast-5	Tgm2
Fbn12	2.23E-24	0.915339	0.608	0.13	3.91E-20	Fibroblast-5	Fbn1
Prex24	2.69E-24	0.942197	0.759	0.195	4.73E-20	Fibroblast-5	Prex2
Spon22	6.09E-24	1.067793	0.582	0.141	1.07E-19	Fibroblast-5	Spon2
Fmo26	6.59E-24	0.954455	0.861	0.277	1.16E-19	Fibroblast-5	Fmo2
Tns13	1.82E-23	0.947359	0.873	0.323	3.19E-19	Fibroblast-5	Tns1
Csrp15	6.75E-23	0.682694	0.886	0.33	1.19E-18	Fibroblast-5	Csrp1
Ppic1	1.31E-22	0.838231	0.595	0.142	2.30E-18	Fibroblast-5	Ppic
Cd636	1.79E-22	0.998662	0.823	0.321	3.14E-18	Fibroblast-5	Cd63
Itga82	1.83E-22	0.792204	0.582	0.117	3.22E-18	Fibroblast-5	Itga8
Prelp2	1.66E-21	0.707633	0.747	0.215	2.91E-17	Fibroblast-5	Prelp
Auts2	3.12E-21	0.915177	0.544	0.108	5.47E-17	Fibroblast-5	Auts2
Jun-09	3.29E-21	0.945613	0.949	0.456	5.77E-17	Fibroblast-5	Jun
Fgfr12	3.44E-21	0.810535	0.557	0.132	6.04E-17	Fibroblast-5	Fgfr1
Mfap44	3.63E-21	0.48425	0.722	0.205	6.36E-17	Fibroblast-5	Mfap4
Cd344	5.27E-21	0.819158	0.595	0.139	9.25E-17	Fibroblast-5	Cd34
Cdh113	5.56E-21	0.84721	0.544	0.125	9.76E-17	Fibroblast-5	Cdh11
Ms4a4d1	6.50E-21	0.863412	0.506	0.103	1.14E-16	Fibroblast-5	Ms4a4d
Gas66	7.14E-21	0.675305	0.747	0.238	1.25E-16	Fibroblast-5	Gas6
Pmp225	7.39E-21	0.86477	0.797	0.253	1.30E-16	Fibroblast-5	Pmp22
Fstl13	1.06E-20	0.871554	0.671	0.192	1.86E-16	Fibroblast-5	Fstl1
Emp12	1.87E-20	0.909843	0.595	0.176	3.28E-16	Fibroblast-5	Emp1
Rhoj1	1.93E-20	0.750286	0.519	0.11	3.39E-16	Fibroblast-5	Rhoj
Ogn5	2.50E-20	0.775552	0.861	0.268	4.38E-16	Fibroblast-5	Ogn
Rrbp117	4.82E-20	0.95906	0.911	0.522	8.46E-16	Fibroblast-5	Rrbp1

Dpep13	5.10E-20	0.929193	0.608	0.144	8.96E-16	Fibroblast-5	Dpep1
Fhl15	5.39E-20	0.882916	0.797	0.258	9.46E-16	Fibroblast-5	Fhl1
Ednra1	5.41E-20	0.953891	0.532	0.116	9.49E-16	Fibroblast-5	Ednra
Xist6	6.28E-20	0.918629	0.848	0.482	1.10E-15	Fibroblast-5	Xist
Pbx16	7.08E-20	0.826382	0.835	0.303	1.24E-15	Fibroblast-5	Pbx1
Abca8a3	8.46E-20	0.662562	0.519	0.133	1.49E-15	Fibroblast-5	Abca8a
Cd817	2.59E-19	0.951812	0.899	0.437	4.55E-15	Fibroblast-5	Cd81
Cp2	2.96E-19	0.773854	0.582	0.158	5.20E-15	Fibroblast-5	Cp
Camk2n14	3.67E-19	0.896217	0.595	0.162	6.45E-15	Fibroblast-5	Camk2n1
Igfbp44	3.73E-19	0.633278	0.785	0.267	6.55E-15	Fibroblast-5	Igfbp4
Fbln13	5.21E-19	0.785634	0.557	0.14	9.14E-15	Fibroblast-5	Fbln1
Ifitm211	8.43E-19	0.716795	0.975	0.412	1.48E-14	Fibroblast-5	Ifitm2
Cfh5	1.27E-18	0.60962	0.759	0.236	2.23E-14	Fibroblast-5	Cfh
Rab341	1.77E-18	0.79314	0.532	0.126	3.11E-14	Fibroblast-5	Rab34
Il11ra14	4.30E-18	0.754736	0.646	0.222	7.54E-14	Fibroblast-5	Il11ra1
Arrdc32	6.52E-18	0.862926	0.646	0.201	1.14E-13	Fibroblast-5	Arrdc3
Tmem176b	7.66E-18	0.77938	0.785	0.312	1.34E-13	Fibroblast-5	Tmem176b
Eva1b3	9.53E-18	0.880637	0.671	0.24	1.67E-13	Fibroblast-5	Eva1b
Dkk31	1.14E-17	0.800224	0.532	0.134	2.00E-13	Fibroblast-5	Dkk3
Dstn9	1.57E-17	0.687478	0.937	0.479	2.76E-13	Fibroblast-5	Dstn
S100a618	1.67E-17	0.747717	0.975	0.558	2.93E-13	Fibroblast-5	S100a6
C1s13	2.17E-17	0.678788	0.532	0.139	3.80E-13	Fibroblast-5	C1s1
Lgals117	2.47E-17	0.631815	0.937	0.54	4.33E-13	Fibroblast-5	Lgals1
Zbtb209	3.95E-17	0.89635	0.873	0.45	6.93E-13	Fibroblast-5	Zbtb20
Ghr2	4.16E-17	0.702559	0.595	0.166	7.31E-13	Fibroblast-5	Ghr
Nupr16	4.77E-17	0.832412	0.747	0.269	8.37E-13	Fibroblast-5	Nupr1
Limch13	5.84E-17	0.677513	0.646	0.191	1.03E-12	Fibroblast-5	Limch1
Colec122	1.10E-16	0.736854	0.544	0.166	1.93E-12	Fibroblast-5	Colec12
Gpc35	1.48E-16	0.487843	0.62	0.176	2.59E-12	Fibroblast-5	Gpc3
Loxl13	1.64E-16	0.673488	0.608	0.18	2.88E-12	Fibroblast-5	Loxl1
Rcn32	1.75E-16	0.639491	0.519	0.158	3.08E-12	Fibroblast-5	Rcn3
Cygb2	2.06E-16	0.720644	0.506	0.145	3.61E-12	Fibroblast-5	Cygb
Atp1a22	3.53E-16	0.580614	0.519	0.144	6.19E-12	Fibroblast-5	Atp1a2
Prkcdbp4	5.03E-16	0.716252	0.608	0.182	8.83E-12	Fibroblast-5	Prkcdbp
Pcolce24	7.61E-16	0.540765	0.747	0.253	1.34E-11	Fibroblast-5	Pcolce2
Phlda12	8.20E-16	0.779027	0.608	0.199	1.44E-11	Fibroblast-5	Phlda1
Aebp13	9.23E-16	0.613385	0.595	0.152	1.62E-11	Fibroblast-5	Aebp1
Macf14	1.16E-15	0.751321	0.873	0.47	2.03E-11	Fibroblast-5	Macf1
Pcolce5	1.29E-15	0.6084	0.519	0.155	2.26E-11	Fibroblast-5	Pcolce
Gas71	1.39E-15	0.843797	0.506	0.166	2.44E-11	Fibroblast-5	Gas7
Npnt2	2.09E-15	0.292098	0.57	0.15	3.68E-11	Fibroblast-5	Npnt
Twsg13	2.51E-15	0.65378	0.57	0.181	4.40E-11	Fibroblast-5	Twsg1
Sep-43	6.42E-15	0.531135	0.608	0.178	1.13E-10	Fibroblast-5	Sep-04
Calu1	1.02E-14	0.640297	0.532	0.184	1.79E-10	Fibroblast-5	Calu
Npdc13	1.06E-14	0.623764	0.519	0.16	1.85E-10	Fibroblast-5	Npdc1
Lhfp3	1.26E-14	0.665319	0.633	0.201	2.22E-10	Fibroblast-5	Lhfp
Ptgis3	1.65E-14	0.725011	0.506	0.16	2.90E-10	Fibroblast-5	Ptgis

Gstm17	1.78E-14	0.700266	0.848	0.365	3.13E-10	Fibroblast-5	Gstm1
G0s23	2.46E-14	0.558935	0.582	0.196	4.33E-10	Fibroblast-5	G0s2
Nfia5	2.97E-14	0.712635	0.658	0.249	5.21E-10	Fibroblast-5	Nfia
Malat118	3.49E-14	0.44218	1	0.997	6.13E-10	Fibroblast-5	Malat1
Thbs11	4.84E-14	0.526368	0.506	0.157	8.50E-10	Fibroblast-5	Thbs1
Map1lc3a5	5.60E-14	0.620449	0.734	0.299	9.82E-10	Fibroblast-5	Map1lc3a
Nfix2	7.07E-14	0.67823	0.608	0.233	1.24E-09	Fibroblast-5	Nfix
Scn7a4	7.14E-14	0.509575	0.544	0.164	1.25E-09	Fibroblast-5	Scn7a
Heg16	7.34E-14	0.655343	0.671	0.23	1.29E-09	Fibroblast-5	Heg1
Timp26	1.02E-13	0.55759	0.823	0.366	1.79E-09	Fibroblast-5	Timp2
Nisch4	1.11E-13	0.651111	0.797	0.417	1.95E-09	Fibroblast-5	Nisch
Hmcn15	1.33E-13	0.764198	0.684	0.214	2.33E-09	Fibroblast-5	Hmcn1
Cd1644	1.67E-13	0.654749	0.785	0.363	2.94E-09	Fibroblast-5	Cd164
Rnase45	2.96E-13	0.516751	0.658	0.262	5.19E-09	Fibroblast-5	Rnase4
Ptms12	4.69E-13	0.601328	0.899	0.484	8.24E-09	Fibroblast-5	Ptms
Ubc12	7.37E-13	0.743195	0.861	0.575	1.29E-08	Fibroblast-5	Ubc
Tmem176a	1.12E-12	0.572268	0.671	0.275	1.96E-08	Fibroblast-5	Tmem176a
Wbp54	1.15E-12	0.65503	0.62	0.256	2.03E-08	Fibroblast-5	Wbp5
Ifitm314	1.17E-12	0.523822	0.975	0.477	2.06E-08	Fibroblast-5	Ifitm3
Gstm22	1.99E-12	0.591554	0.506	0.145	3.50E-08	Fibroblast-5	Gstm2
Mettl7a13	2.73E-12	0.539235	0.57	0.222	4.80E-08	Fibroblast-5	Mettl7a1
Pam6	2.88E-12	0.527596	0.734	0.285	5.05E-08	Fibroblast-5	Pam
Agpat41	3.63E-12	0.683178	0.544	0.186	6.38E-08	Fibroblast-5	Agpat4
Tpm14	7.40E-12	0.711482	0.582	0.229	1.30E-07	Fibroblast-5	Tpm1
S100a165	5.48E-11	0.398142	0.506	0.164	9.63E-07	Fibroblast-5	S100a16
Oaz24	5.64E-11	0.507634	0.57	0.235	9.90E-07	Fibroblast-5	Oaz2
Ptrf5	6.24E-11	0.519303	0.595	0.198	1.10E-06	Fibroblast-5	Ptrf
Sep1517	8.01E-11	0.5926	0.848	0.56	1.41E-06	Fibroblast-5	Sep-15
St3gal41	9.68E-11	0.709504	0.506	0.181	1.70E-06	Fibroblast-5	St3gal4
Neat113	1.17E-10	0.687402	0.848	0.518	2.06E-06	Fibroblast-5	Neat1
Klf96	1.50E-10	0.596232	0.671	0.291	2.64E-06	Fibroblast-5	Klf9
Thbd5	1.77E-10	0.485099	0.57	0.207	3.11E-06	Fibroblast-5	Thbd
Nenf6	2.91E-10	0.612386	0.709	0.363	5.10E-06	Fibroblast-5	Nenf
Cald16	3.01E-10	0.465573	0.57	0.247	5.28E-06	Fibroblast-5	Cald1
Nr2f23	3.23E-10	0.512047	0.506	0.183	5.67E-06	Fibroblast-5	Nr2f2
Dpysl26	3.49E-10	0.482095	0.848	0.443	6.13E-06	Fibroblast-5	Dpysl2
Kdelr2	4.91E-10	0.620492	0.544	0.25	8.63E-06	Fibroblast-5	Kdelr2
Egr16	7.50E-10	0.696904	0.772	0.412	1.32E-05	Fibroblast-5	Egr1
Tgfbr23	9.05E-10	0.552267	0.646	0.309	1.59E-05	Fibroblast-5	Tgfbr2
Fos18	1.32E-09	0.564836	0.848	0.563	2.32E-05	Fibroblast-5	Fos
Btg219	1.37E-09	0.608176	0.873	0.688	2.40E-05	Fibroblast-5	Btg2
Laptm4a18	1.38E-09	0.514937	0.873	0.498	2.42E-05	Fibroblast-5	Laptm4a
Tuba1a5	1.53E-09	0.624388	0.696	0.345	2.68E-05	Fibroblast-5	Tuba1a
Tmcc33	2.00E-09	0.580858	0.557	0.252	3.52E-05	Fibroblast-5	Tmcc3
Nktr1	5.09E-09	0.552257	0.709	0.409	8.94E-05	Fibroblast-5	Nktr
Dpt5	6.86E-09	0.430651	0.582	0.22	0.00012	Fibroblast-5	Dpt
Dap1	9.00E-09	0.569835	0.532	0.28	0.000158	Fibroblast-5	Dap

Ctsl7	1.25E-08	0.502043	0.544	0.278	0.00022	Fibroblast-5	Ctsl
Nfic4	1.34E-08	0.464309	0.544	0.272	0.000236	Fibroblast-5	Nfic
Sdc46	1.58E-08	0.580988	0.557	0.254	0.000277	Fibroblast-5	Sdc4
Sh3bgrl7	1.78E-08	0.463028	0.785	0.466	0.000313	Fibroblast-5	Sh3bgrl
Gabarapl13	1.94E-08	0.539098	0.57	0.235	0.00034	Fibroblast-5	Gabarapl1
Son9	2.88E-08	0.429453	0.911	0.73	0.000505	Fibroblast-5	Son
Sptbn18	6.90E-08	0.405116	0.835	0.45	0.001211	Fibroblast-5	Sptbn1
Thra3	8.38E-08	0.433702	0.57	0.235	0.001471	Fibroblast-5	Thra
Junb19	1.32E-07	0.29069	0.924	0.76	0.002326	Fibroblast-5	Junb
Plxdc24	1.77E-07	0.331613	0.506	0.208	0.003105	Fibroblast-5	Plxdc2
Nedd46	2.31E-07	0.370512	0.608	0.283	0.00406	Fibroblast-5	Nedd4
Tcf47	2.44E-07	0.413453	0.671	0.376	0.004277	Fibroblast-5	Tcf4
Tppp34	2.45E-07	0.361265	0.57	0.258	0.004302	Fibroblast-5	Tppp3
Morf4l2	2.64E-07	0.462935	0.506	0.254	0.004641	Fibroblast-5	Morf4l2
Hmgn16	3.01E-07	0.4468	0.785	0.455	0.005293	Fibroblast-5	Hmgn1
Sepw118	3.08E-07	0.381374	0.911	0.667	0.005412	Fibroblast-5	Sepw1
mt-Cytb10	3.58E-07	0.276374	0.987	0.96	0.006278	Fibroblast-5	mt-Cytb
Minos14	3.60E-07	0.595731	0.684	0.473	0.00632	Fibroblast-5	Minos1
Tmed25	4.12E-07	0.392492	0.797	0.558	0.007226	Fibroblast-5	Tmed2
Selk15	4.20E-07	0.397628	0.823	0.586	0.007368	Fibroblast-5	Selk
Ier219	5.73E-07	0.632265	0.747	0.56	0.010068	Fibroblast-5	Ier2
Ppp1r25	5.76E-07	0.341167	0.671	0.384	0.010121	Fibroblast-5	Ppp1r2
Lims13	6.59E-07	0.389042	0.544	0.28	0.011576	Fibroblast-5	Lims1
Manf2	7.06E-07	0.673155	0.62	0.342	0.012397	Fibroblast-5	Manf
Zfp36l17	7.94E-07	0.435649	0.734	0.476	0.013936	Fibroblast-5	Zfp36l1
Atf41	1.89E-06	0.396231	0.646	0.396	0.033177	Fibroblast-5	Atf4
Myadm4	2.06E-06	0.498578	0.595	0.321	0.036084	Fibroblast-5	Myadm
Cd3025	2.08E-06	0.508483	0.544	0.298	0.036582	Fibroblast-5	Cd302
Dusp113	3.48E-06	0.654484	0.684	0.496	0.061009	Fibroblast-5	Dusp1
Rtn44	5.85E-06	0.486427	0.646	0.419	0.102766	Fibroblast-5	Rtn4
Arf42	1.01E-05	0.394269	0.608	0.374	0.177898	Fibroblast-5	Arf4
Itm2c2	1.10E-05	0.420332	0.506	0.313	0.192868	Fibroblast-5	Itm2c
Dynll116	1.33E-05	0.341335	0.848	0.647	0.233506	Fibroblast-5	Dynll1
Lrp14	1.44E-05	0.285313	0.658	0.358	0.252721	Fibroblast-5	Lrp1
Calm28	1.63E-05	0.272476	0.861	0.639	0.286348	Fibroblast-5	Calm2
Nr4a15	2.22E-05	0.305678	0.519	0.295	0.390131	Fibroblast-5	Nr4a1
Tmed105	3.10E-05	0.318528	0.646	0.418	0.543866	Fibroblast-5	Tmed10
Nrp17	3.40E-05	0.401467	0.57	0.312	0.596342	Fibroblast-5	Nrp1
Zeb29	3.95E-05	0.300921	0.684	0.439	0.693564	Fibroblast-5	Zeb2
Sep-23	5.68E-05	0.348162	0.582	0.344	0.997699	Fibroblast-5	Sep-02
Sec61g7	8.18E-05	0.339735	0.848	0.706	1	Fibroblast-5	Sec61g
Xbp11	9.99E-05	0.305659	0.532	0.339	1	Fibroblast-5	Xbp1
Cyb5a3	0.000105	0.316192	0.658	0.413	1	Fibroblast-5	Cyb5a
Tmem167	0.000147	0.377309	0.532	0.332	1	Fibroblast-5	Tmem167
Atxn7l3b	0.000177	0.36904	0.595	0.368	1	Fibroblast-5	Atxn7l3b
Dpm33	0.000191	0.349785	0.57	0.389	1	Fibroblast-5	Dpm3
Mgst17	0.000211	0.319148	0.557	0.336	1	Fibroblast-5	Mgst1

Ier3ip1	0.000214	0.36291	0.633	0.4	1	Fibroblast-5	Ier3ip1
Mat2a2	0.000241	0.267537	0.608	0.422	1	Fibroblast-5	Mat2a
Slc25a43	0.000285	0.285934	0.595	0.375	1	Fibroblast-5	Slc25a4
Lamp24	0.00029	0.321587	0.57	0.362	1	Fibroblast-5	Lamp2
Jund8	0.000364	0.310929	0.785	0.621	1	Fibroblast-5	Jund
Mrfap18	0.000414	0.312905	0.709	0.518	1	Fibroblast-5	Mrfap1
Mbnl23	0.000793	0.324812	0.519	0.339	1	Fibroblast-5	Mbnl2
Pnisr4	0.000882	0.300604	0.658	0.479	1	Fibroblast-5	Pnisr
Fkbp1a8	0.000896	0.25422	0.709	0.489	1	Fibroblast-5	Fkbp1a
Tpm43	0.000941	0.297716	0.532	0.41	1	Fibroblast-5	Tpm4
Hsbp12	0.001561	0.259268	0.595	0.38	1	Fibroblast-5	Hsbp1
Ptges3	0.001753	0.261954	0.582	0.379	1	Fibroblast-5	Ptges3
Tmed91	0.002039	0.329017	0.557	0.402	1	Fibroblast-5	Tmed9
Aes3	0.002104	0.369904	0.557	0.386	1	Fibroblast-5	Aes
Cox6c7	0.002189	0.252235	0.861	0.729	1	Fibroblast-5	Cox6c
Capns12	0.002705	0.295723	0.544	0.407	1	Fibroblast-5	Capns1
Ssr12	0.003748	0.256936	0.532	0.355	1	Fibroblast-5	Ssr1
Zfp366	0.007404	0.352204	0.62	0.459	1	Fibroblast-5	Zfp36
Sec624	0.008431	0.305232	0.582	0.415	1	Fibroblast-5	Sec62
Notch3	2.91E-78	2.284649	0.71	0.007	5.12E-74	Profibrotic	Notch3
Higd1b	1.77E-73	2.571396	0.638	0.005	3.10E-69	Profibrotic	Higd1b
Postn	1.88E-71	2.571747	0.623	0.006	3.31E-67	Profibrotic	Postn
Ndufa4l2	7.96E-71	2.732124	0.739	0.025	1.40E-66	Profibrotic	Ndufa4l2
Gucy1a3	1.86E-70	2.929676	0.812	0.054	3.27E-66	Profibrotic	Gucy1a3
Cox4i2	4.69E-69	2.566124	0.652	0.009	8.23E-65	Profibrotic	Cox4i2
Ltbp2	1.82E-65	2.173107	0.623	0.02	3.20E-61	Profibrotic	Ltbp2
Gucy1b3	2.24E-61	2.248584	0.623	0.02	3.93E-57	Profibrotic	Gucy1b3
Pdgfrb	1.48E-60	2.637313	0.841	0.069	2.59E-56	Profibrotic	Pdgfrb
Kcnk3	6.19E-51	1.847483	0.58	0.027	1.09E-46	Profibrotic	Kcnk3
Ppp1r14a3	4.63E-50	2.15951	0.899	0.136	8.13E-46	Profibrotic	Ppp1r14a
Des	1.30E-49	1.852719	0.652	0.056	2.28E-45	Profibrotic	Des
Pde5a	2.11E-46	2.153482	0.638	0.057	3.71E-42	Profibrotic	Pde5a
Btbd3	6.91E-40	1.687713	0.638	0.066	1.21E-35	Profibrotic	Btbd3
Ifitm11	2.45E-39	1.765412	0.638	0.083	4.31E-35	Profibrotic	Ifitm1
Mfge8	7.02E-38	2.031961	0.71	0.145	1.23E-33	Profibrotic	Mfge8
Myl9	4.13E-37	2.268389	0.609	0.083	7.25E-33	Profibrotic	Myl9
Mir143hg	9.75E-36	1.49752	0.536	0.068	1.71E-31	Profibrotic	Mir143hg
Pdzd21	3.21E-35	2.928521	0.609	0.099	5.63E-31	Profibrotic	Pdzd2
Acta2	4.18E-35	2.973416	0.551	0.053	7.35E-31	Profibrotic	Acta2
Mcam	3.70E-33	1.460856	0.507	0.058	6.49E-29	Profibrotic	Mcam
Crim12	1.60E-31	1.732904	0.681	0.1	2.80E-27	Profibrotic	Crim1
Lhfp4	2.94E-31	1.795569	0.739	0.2	5.16E-27	Profibrotic	Lhfp
Sparcl16	3.18E-31	1.444203	0.913	0.271	5.58E-27	Profibrotic	Sparcl1
Shroom31	6.21E-31	1.525022	0.594	0.102	1.09E-26	Profibrotic	Shroom3
Fermt22	2.23E-29	1.621215	0.667	0.149	3.92E-25	Profibrotic	Fermt2
Sparc8	2.70E-29	1.549428	0.87	0.304	4.74E-25	Profibrotic	Sparc
Tbx22	1.28E-28	1.602083	0.652	0.124	2.25E-24	Profibrotic	Tbx2

Cald17	2.75E-28	1.507048	0.797	0.246	4.82E-24	Profibrotic	Cald1
Col4a13	3.83E-28	1.698998	0.667	0.162	6.72E-24	Profibrotic	Col4a1
Epas14	5.86E-26	1.160803	0.681	0.13	1.03E-21	Profibrotic	Epas1
Gng116	7.65E-26	1.403425	0.754	0.213	1.34E-21	Profibrotic	Gng11
Tanc1	3.26E-25	1.245008	0.522	0.082	5.72E-21	Profibrotic	Tanc1
Tagln1	6.34E-25	2.226682	0.551	0.096	1.11E-20	Profibrotic	Tagln
Meg32	7.01E-23	1.619023	0.522	0.091	1.23E-18	Profibrotic	Meg3
Tpm15	7.65E-23	1.622931	0.71	0.229	1.34E-18	Profibrotic	Tpm1
Cd818	1.83E-22	1.182277	0.913	0.438	3.21E-18	Profibrotic	Cd81
Mylk4	7.41E-22	1.278073	0.739	0.225	1.30E-17	Profibrotic	Mylk
Ebf13	2.41E-21	0.717215	0.812	0.252	4.24E-17	Profibrotic	Ebf1
Rarres27	6.27E-21	0.949432	0.812	0.271	1.10E-16	Profibrotic	Rarres2
Gpx36	2.70E-19	1.055987	0.826	0.289	4.74E-15	Profibrotic	Gpx3
Cryab4	4.10E-19	1.3547	0.623	0.178	7.20E-15	Profibrotic	Cryab
Cst320	2.20E-18	0.994271	0.986	0.711	3.87E-14	Profibrotic	Cst3
Sep-44	4.58E-18	1.074557	0.609	0.178	8.04E-14	Profibrotic	Sep-04
F2r2	8.89E-18	1.36635	0.536	0.143	1.56E-13	Profibrotic	F2r
Malat119	9.05E-18	0.843766	1	0.997	1.59E-13	Profibrotic	Malat1
Mustn11	2.12E-17	1.798656	0.507	0.129	3.73E-13	Profibrotic	Mustn1
Sdc23	2.51E-17	1.207053	0.536	0.155	4.42E-13	Profibrotic	Sdc2
Tuba1a6	2.54E-17	0.981248	0.768	0.345	4.46E-13	Profibrotic	Tuba1a
Nr2f24	4.17E-17	1.005151	0.565	0.183	7.32E-13	Profibrotic	Nr2f2
Mprip2	1.93E-16	1.196699	0.623	0.22	3.40E-12	Profibrotic	Mprip
Crip114	4.93E-16	0.94552	0.971	0.76	8.65E-12	Profibrotic	Crip1
Emp24	5.52E-16	0.961628	0.551	0.177	9.69E-12	Profibrotic	Emp2
Itgb16	3.66E-14	1.111701	0.768	0.415	6.43E-10	Profibrotic	Itgb1
Prex25	5.39E-14	1.177374	0.58	0.197	9.46E-10	Profibrotic	Prex2
Ifitm315	7.80E-14	0.712724	0.971	0.478	1.37E-09	Profibrotic	Ifitm3
Crip25	1.28E-13	0.987317	0.667	0.277	2.24E-09	Profibrotic	Crip2
Tsc22d15	1.55E-13	1.190394	0.565	0.213	2.72E-09	Profibrotic	Tsc22d1
Timp36	2.11E-13	0.954125	0.768	0.321	3.70E-09	Profibrotic	Timp3
Eva1b4	6.28E-12	1.226766	0.536	0.242	1.10E-07	Profibrotic	Eva1b
Tns14	8.71E-12	0.818893	0.667	0.325	1.53E-07	Profibrotic	Tns1
Fxyd17	1.84E-11	0.960726	0.623	0.255	3.24E-07	Profibrotic	Fxyd1
Mxra83	2.35E-11	0.719524	0.522	0.197	4.13E-07	Profibrotic	Mxra8
Zeb210	4.18E-11	1.0059	0.739	0.439	7.33E-07	Profibrotic	Zeb2
Col3a17	4.83E-11	0.506011	0.754	0.305	8.48E-07	Profibrotic	Col3a1
Prelp3	1.43E-10	0.683061	0.565	0.216	2.51E-06	Profibrotic	Prelp
Klf97	4.17E-10	0.8137	0.58	0.292	7.33E-06	Profibrotic	Klf9
Bgn7	4.38E-10	0.431145	0.797	0.306	7.68E-06	Profibrotic	Bgn
Ifitm212	9.30E-10	0.690852	0.812	0.414	1.63E-05	Profibrotic	Ifitm2
App9	1.03E-09	0.930096	0.681	0.392	1.81E-05	Profibrotic	App
Serpinh16	2.60E-09	0.791077	0.594	0.251	4.56E-05	Profibrotic	Serpinh1
Myl69	2.84E-09	1.196891	0.841	0.752	4.98E-05	Profibrotic	Myl6
Id39	9.02E-09	0.729551	0.681	0.342	0.000158	Profibrotic	Id3
Selm6	9.84E-09	0.660728	0.565	0.257	0.000173	Profibrotic	Selm
Map1lc3a6	1.54E-08	0.703007	0.551	0.301	0.00027	Profibrotic	Map1lc3a

Dpysl27	1.66E-08	0.746011	0.71	0.444	0.000291	Profibrotic	Dpysl2
Laptm4a19	2.25E-08	0.759681	0.754	0.5	0.000394	Profibrotic	Laptm4a
Sepw119	2.53E-08	0.681065	0.797	0.668	0.000444	Profibrotic	Sepw1
Axl3	3.26E-08	0.800408	0.507	0.218	0.000573	Profibrotic	Axl
Ptms13	8.61E-08	0.695321	0.768	0.485	0.001511	Profibrotic	Ptms
Lims14	1.51E-07	0.878296	0.536	0.28	0.002653	Profibrotic	Lims1
Igfbp77	1.68E-07	0.746904	0.638	0.355	0.002954	Profibrotic	Igfbp7
Marcks6	1.89E-07	0.898436	0.522	0.289	0.00332	Profibrotic	Marcks
Zbtb2010	2.18E-07	0.780216	0.681	0.452	0.003821	Profibrotic	Zbtb20
Cd637	4.10E-07	0.571414	0.594	0.323	0.007198	Profibrotic	Cd63
Son10	5.28E-07	0.504872	0.841	0.731	0.009265	Profibrotic	Son
Sptbn19	6.32E-07	0.500005	0.739	0.451	0.011087	Profibrotic	Sptbn1
Flna3	8.34E-07	1.031568	0.565	0.384	0.014633	Profibrotic	Flna
Dstn10	1.22E-06	0.884761	0.681	0.481	0.021469	Profibrotic	Dstn
Fhl16	2.89E-06	0.463048	0.522	0.26	0.050735	Profibrotic	Fhl1
Filip1l2	6.15E-06	0.925002	0.507	0.317	0.107883	Profibrotic	Filip1l
Mat2a3	9.09E-06	0.760342	0.58	0.422	0.159546	Profibrotic	Mat2a
S100a1115	1.44E-05	0.673176	0.739	0.651	0.253001	Profibrotic	S100a11
Dynll117	2.45E-05	0.578795	0.754	0.648	0.430503	Profibrotic	Dynll1
Xist7	3.10E-05	0.419068	0.667	0.484	0.543387	Profibrotic	Xist
Eif4a29	6.26E-05	0.478594	0.667	0.532	1	Profibrotic	Eif4a2
Tcf48	6.83E-05	0.610706	0.536	0.377	1	Profibrotic	Tcf4
mt-Atp67	7.97E-05	0.264117	1	0.994	1	Profibrotic	mt-Atp6
Nenf7	8.86E-05	0.566042	0.536	0.364	1	Profibrotic	Nenf
Nisch5	9.38E-05	0.429659	0.58	0.419	1	Profibrotic	Nisch
Calm29	9.94E-05	0.579349	0.681	0.64	1	Profibrotic	Calm2
Romo14	0.000145	0.564926	0.522	0.401	1	Profibrotic	Romo1
Csrp16	0.000161	0.376046	0.536	0.333	1	Profibrotic	Csrp1
Timp27	0.000184	0.305503	0.565	0.369	1	Profibrotic	Timp2
Ubc13	0.000193	0.543116	0.681	0.577	1	Profibrotic	Ubc
mt-Cytb11	0.000283	0.29407	0.971	0.96	1	Profibrotic	mt-Cytb
Pnisr5	0.000304	0.675277	0.565	0.48	1	Profibrotic	Pnisr
Ndufa134	0.000421	0.496048	0.594	0.539	1	Profibrotic	Ndufa13
Sec625	0.000442	0.5242	0.507	0.415	1	Profibrotic	Sec62
Rsrp18	0.000445	0.341807	0.855	0.741	1	Profibrotic	Rsrp1
Cox6c8	0.000621	0.456705	0.768	0.73	1	Profibrotic	Cox6c
Lrp15	0.000765	0.541781	0.522	0.359	1	Profibrotic	Lrp1
Rbms14	0.000813	0.629192	0.58	0.462	1	Profibrotic	Rbms1
Gnas5	0.000818	0.359694	0.841	0.772	1	Profibrotic	Gnas
Atp5j25	0.000868	0.387306	0.638	0.587	1	Profibrotic	Atp5j2
Ubb10	0.001189	0.379045	0.87	0.85	1	Profibrotic	Ubb
Dync1i22	0.001261	0.411718	0.551	0.419	1	Profibrotic	Dync1i2
Sep1518	0.00148	0.440627	0.638	0.562	1	Profibrotic	Sep-15
Lgals118	0.003218	0.374095	0.652	0.542	1	Profibrotic	Lgals1
Snrpb1	0.004919	0.403455	0.507	0.44	1	Profibrotic	Snrpb
Uqcr106	0.005004	0.420491	0.565	0.517	1	Profibrotic	Uqcr10
Egr17	0.008038	0.26	0.536	0.414	1	Profibrotic	Egr1

Cox8a6	0.008641	0.279368	0.739	0.78	1	Profibrotic	Cox8a
Rabac19	0.008809	0.508174	0.623	0.589	1	Profibrotic	Rabac1
Uqcrb3	0.009329	0.377018	0.551	0.462	1	Profibrotic	Uqcrb
Il1rl1	4.83E-76	1.782684	0.727	0.009	8.48E-72	ILC	Il1rl1
Stab2	2.31E-61	1.500215	0.515	0.004	4.06E-57	ILC	Stab2
Gata3	2.00E-54	2.25394	0.788	0.05	3.51E-50	ILC	Gata3
Tnfrsf18	1.46E-40	1.376102	0.606	0.047	2.56E-36	ILC	Tnfrsf18
Il7r4	1.25E-39	1.607443	0.833	0.121	2.19E-35	ILC	Il7r
Fgl2	5.47E-35	1.381553	0.636	0.089	9.60E-31	ILC	Fgl2
Cxcr61	3.65E-33	1.32514	0.545	0.034	6.40E-29	ILC	Cxcr6
Icos1	1.66E-31	1.359718	0.515	0.039	2.91E-27	ILC	Icos
Gpr65	6.11E-31	1.271456	0.53	0.069	1.07E-26	ILC	Gpr65
Emb3	1.28E-30	1.227331	0.758	0.167	2.25E-26	ILC	Emb
Ltb6	9.59E-29	1.16761	0.848	0.239	1.68E-24	ILC	Ltb
Rplp116	2.31E-28	0.824616	1	0.979	4.06E-24	ILC	Rplp1
Samsn11	7.05E-26	1.287587	0.712	0.164	1.24E-21	ILC	Samsn1
Vps37b1	1.36E-25	1.281197	0.652	0.131	2.38E-21	ILC	Vps37b
Rgs11	3.12E-24	1.388638	0.545	0.092	5.48E-20	ILC	Rgs1
Tnfaip3	3.67E-24	1.136657	0.53	0.102	6.44E-20	ILC	Tnfaip3
Junb20	8.38E-24	1.098389	1	0.76	1.47E-19	ILC	Junb
Skap12	6.96E-22	1.061884	0.545	0.088	1.22E-17	ILC	Skap1
Lmo46	9.16E-21	1.312729	0.879	0.462	1.61E-16	ILC	Lmo4
Gm100731	9.37E-21	0.971186	0.97	0.869	1.64E-16	ILC	Gm10073
Rora1	4.97E-20	1.246604	0.652	0.182	8.73E-16	ILC	Rora
Rps2419	1.97E-19	0.618544	1	0.973	3.45E-15	ILC	Rps24
Ppp1cc3	9.57E-19	1.132374	0.788	0.349	1.68E-14	ILC	Ppp1cc
Id26	2.85E-18	1.201579	0.803	0.297	5.00E-14	ILC	Id2
Itm2b13	3.39E-18	0.8351	0.985	0.81	5.94E-14	ILC	Itm2b
Rpl37a16	6.15E-18	0.507291	1	0.986	1.08E-13	ILC	Rpl37a
Rgs24	6.47E-18	1.221311	0.773	0.331	1.14E-13	ILC	Rgs2
Tspan321	1.14E-17	0.989476	0.53	0.147	2.00E-13	ILC	Tspan32
Rps1417	3.59E-17	0.52021	1	0.975	6.30E-13	ILC	Rps14
Ptprcap6	9.91E-17	0.831857	0.727	0.234	1.74E-12	ILC	Ptprcap
Rps1018	2.02E-16	0.52554	1	0.936	3.55E-12	ILC	Rps10
Rps1515	2.33E-16	0.509826	1	0.966	4.10E-12	ILC	Rps15
Ctla2a4	2.70E-16	0.874276	0.606	0.125	4.74E-12	ILC	Ctla2a
Ccnd26	3.01E-16	0.884096	0.788	0.313	5.29E-12	ILC	Ccnd2
Ldha5	5.11E-16	1.070428	0.773	0.388	8.97E-12	ILC	Ldha
Rpl516	6.20E-16	0.620445	0.955	0.831	1.09E-11	ILC	Rpl5
Rps810	6.45E-16	0.444132	1	0.972	1.13E-11	ILC	Rps8
Ccr24	1.72E-15	0.987489	0.545	0.13	3.02E-11	ILC	Ccr2
Rps3a118	3.52E-15	0.511142	1	0.952	6.19E-11	ILC	Rps3a1
Ramp16	4.11E-15	0.933967	0.682	0.224	7.21E-11	ILC	Ramp1
S100a45	4.94E-15	1.047104	0.652	0.208	8.68E-11	ILC	S100a4
Rps619	5.25E-15	0.595508	1	0.942	9.22E-11	ILC	Rps6
Rpsa20	6.97E-15	0.61729	0.985	0.905	1.22E-10	ILC	Rpsa
Rpl1218	8.49E-15	0.638118	0.985	0.895	1.49E-10	ILC	Rpl12

Rpl2112	9.41E-15	0.458463	0.985	0.969	1.65E-10	ILC	Rpl21
Rps2115	2.49E-14	0.443368	1	0.967	4.37E-10	ILC	Rps21
Rps1819	3.04E-14	0.514422	1	0.954	5.34E-10	ILC	Rps18
Rpl914	5.23E-14	0.502111	0.985	0.958	9.19E-10	ILC	Rpl9
Il2rg3	1.73E-13	0.694125	0.606	0.213	3.04E-09	ILC	Il2rg
Rps918	2.52E-13	0.478101	1	0.943	4.42E-09	ILC	Rps9
Tnfaip81	2.61E-13	0.847532	0.636	0.238	4.59E-09	ILC	Tnfaip8
Rplp218	2.79E-13	0.426063	1	0.977	4.90E-09	ILC	Rplp2
Rps719	2.80E-13	0.491745	1	0.942	4.92E-09	ILC	Rps7
Rpl1919	3.15E-13	0.47076	1	0.963	5.53E-09	ILC	Rpl19
Tpt111	3.74E-13	0.414487	1	0.98	6.56E-09	ILC	Tpt1
Rpl3813	3.78E-13	0.420613	1	0.97	6.63E-09	ILC	Rpl38
Rps1124	4.27E-13	0.431596	1	0.951	7.50E-09	ILC	Rps11
Rpl2314	5.24E-13	0.415886	1	0.97	9.20E-09	ILC	Rpl23
Ppia14	1.14E-12	0.505914	0.955	0.88	1.99E-08	ILC	Ppia
Rpl814	1.49E-12	0.445482	1	0.947	2.61E-08	ILC	Rpl8
Rpl1413	1.74E-12	0.515117	0.985	0.953	3.06E-08	ILC	Rpl14
Rpl1722	1.92E-12	0.461269	1	0.962	3.38E-08	ILC	Rpl17
Rpl1313	2.05E-12	0.414675	0.985	0.976	3.60E-08	ILC	Rpl13
Nabp1	2.25E-12	0.873574	0.53	0.148	3.95E-08	ILC	Nabp1
Eef1a118	5.18E-12	0.415952	1	0.975	9.10E-08	ILC	Eef1a1
Hes15	5.36E-12	1.658284	0.561	0.202	9.42E-08	ILC	Hes1
Rpl9-ps619	1.03E-11	0.569607	0.985	0.832	1.81E-07	ILC	Rpl9-ps6
Nfkbia9	1.19E-11	0.921999	0.818	0.471	2.10E-07	ILC	Nfkbia
Zfp36l217	2.43E-11	0.846859	0.879	0.545	4.27E-07	ILC	Zfp36l2
Rpl3220	2.65E-11	0.438072	1	0.962	4.66E-07	ILC	Rpl32
Rps1322	4.18E-11	0.402678	1	0.943	7.34E-07	ILC	Rps13
Rps319	4.74E-11	0.43498	1	0.94	8.32E-07	ILC	Rps3
Ptpn1810	5.39E-11	0.63015	0.818	0.427	9.46E-07	ILC	Ptpn18
Aff4	5.63E-11	0.795091	0.515	0.189	9.88E-07	ILC	Aff4
Rpl13a21	5.89E-11	0.346216	1	0.978	1.03E-06	ILC	Rpl13a
Nrip11	5.89E-11	0.882435	0.576	0.237	1.03E-06	ILC	Nrip1
Rps2917	1.35E-10	0.322407	1	0.994	2.38E-06	ILC	Rps29
Rps2720	1.63E-10	0.29747	1	0.993	2.85E-06	ILC	Rps27
Rpl3612	2.68E-10	0.377845	1	0.961	4.70E-06	ILC	Rpl36
Gm118082	2.74E-10	0.584731	1	0.801	4.81E-06	ILC	Gm11808
Pole4	4.00E-10	0.643233	0.561	0.237	7.02E-06	ILC	Pole4
Rpl3913	4.10E-10	0.34603	1	0.982	7.20E-06	ILC	Rpl39
Shisa519	4.93E-10	0.611405	0.864	0.523	8.66E-06	ILC	Shisa5
Rps15a20	5.24E-10	0.388146	1	0.958	9.20E-06	ILC	Rps15a
Rpl13a-ps1	6.24E-10	0.578422	0.803	0.494	1.10E-05	ILC	Rpl13a-ps1
Rps515	6.98E-10	0.368937	0.985	0.953	1.22E-05	ILC	Rps5
Gm949320	7.31E-10	0.502791	0.985	0.836	1.28E-05	ILC	Gm9493
Rplp018	7.80E-10	0.400917	1	0.928	1.37E-05	ILC	Rplp0
Rpl335	9.58E-10	0.468604	1	0.899	1.68E-05	ILC	Rpl3
Rps27rt22	1.16E-09	0.348276	1	0.931	2.04E-05	ILC	Rps27rt
Fam107b2	1.54E-09	0.657199	0.53	0.227	2.71E-05	ILC	Fam107b

Rpl1116	1.56E-09	0.410873	1	0.944	2.73E-05	ILC	Rpl11
Rpl3016	1.92E-09	0.386819	0.985	0.929	3.37E-05	ILC	Rpl30
Eif5a5	1.94E-09	0.508818	0.864	0.625	3.41E-05	ILC	Eif5a
Samhd14	2.02E-09	0.658651	0.682	0.356	3.54E-05	ILC	Samhd1
Tspan134	3.33E-09	0.601682	0.576	0.214	5.85E-05	ILC	Tspan13
Srgn10	3.52E-09	0.47273	0.682	0.364	6.17E-05	ILC	Srgn
Rps27a18	3.88E-09	0.339267	0.985	0.966	6.82E-05	ILC	Rps27a
Cd537	4.02E-09	0.441602	0.682	0.355	7.05E-05	ILC	Cd53
Serinc317	5.41E-09	0.542385	0.864	0.588	9.50E-05	ILC	Serinc3
Rpl35a11	5.43E-09	0.287217	1	0.978	9.54E-05	ILC	Rpl35a
Btg123	5.64E-09	0.439718	0.97	0.814	9.90E-05	ILC	Btg1
Cd822	6.24E-09	0.815146	0.515	0.212	0.00011	ILC	Cd82
Rpl36a9	7.81E-09	0.421169	0.985	0.916	0.000137	ILC	Rpl36a
Rpl2723	1.11E-08	0.384212	1	0.902	0.000195	ILC	Rpl27
Rps178	1.13E-08	0.374541	1	0.939	0.000198	ILC	Rps17
Itm2c3	1.27E-08	0.686107	0.621	0.313	0.000222	ILC	Itm2c
Rpl1821	1.39E-08	0.362328	0.985	0.912	0.000244	ILC	Rpl18
Rps18-ps32	1.61E-08	0.536954	0.939	0.685	0.000282	ILC	Rps18-ps3
Rpl1516	1.75E-08	0.397224	0.97	0.833	0.000307	ILC	Rpl15
Rpl18a18	2.34E-08	0.336452	0.985	0.977	0.00041	ILC	Rpl18a
Rps2815	2.62E-08	0.288869	1	0.977	0.00046	ILC	Rps28
Rpl27a15	2.83E-08	0.328204	0.985	0.97	0.000497	ILC	Rpl27a
Sh3bgrl318	2.90E-08	0.471481	0.848	0.626	0.000509	ILC	Sh3bgrl3
Eef1b217	3.05E-08	0.450932	0.909	0.701	0.000535	ILC	Eef1b2
Rps4x15	3.54E-08	0.346812	0.985	0.963	0.000622	ILC	Rps4x
Zfp36l18	3.63E-08	0.565305	0.758	0.476	0.000637	ILC	Zfp36l1
Wdr8919	4.86E-08	0.400337	1	0.891	0.000854	ILC	Wdr89
Rps1916	5.62E-08	0.282912	1	0.973	0.000986	ILC	Rps19
Rpl2916	1.13E-07	0.343796	0.985	0.893	0.001986	ILC	Rpl29
Ets17	1.21E-07	0.542775	0.636	0.284	0.002118	ILC	Ets1
Rpl3417	1.43E-07	0.316782	1	0.96	0.002512	ILC	Rpl34
Uba5213	1.72E-07	0.513981	0.848	0.609	0.003025	ILC	Uba52
Rps228	2.41E-07	0.37752	1	0.928	0.004227	ILC	Rps2
Gm613321	2.46E-07	0.476128	0.773	0.557	0.004324	ILC	Gm6133
Rps26-ps11	2.63E-07	0.415345	0.924	0.696	0.004614	ILC	Rps26-ps1
Gm873023	2.73E-07	0.367947	0.955	0.786	0.004796	ILC	Gm8730
Tmem176a	3.05E-07	0.443718	0.606	0.276	0.005359	ILC	Tmem176a
Rpl23a11	3.25E-07	0.323498	1	0.966	0.005708	ILC	Rpl23a
Prdx64	3.35E-07	0.753757	0.621	0.332	0.005889	ILC	Prdx6
Rps1616	3.78E-07	0.285986	1	0.976	0.006636	ILC	Rps16
Rps259	5.10E-07	0.293782	0.97	0.953	0.008953	ILC	Rps25
Rpl23a-ps3	6.38E-07	0.375737	0.985	0.907	0.011201	ILC	Rpl23a-ps3
Ptma13	6.87E-07	0.295201	0.985	0.942	0.012061	ILC	Ptma
Rpl13-ps32	7.81E-07	0.452199	0.909	0.692	0.01371	ILC	Rpl13-ps3
Pdcd45	8.98E-07	0.52153	0.621	0.353	0.015771	ILC	Pdcd4
Rps2314	1.07E-06	0.260709	1	0.98	0.01871	ILC	Rps23
Rpl3113	1.21E-06	0.319025	1	0.945	0.021316	ILC	Rpl31

Gnb2l118	1.45E-06	0.39697	0.909	0.796	0.025385	ILC	Gnb2l1
Limd29	1.75E-06	0.4535	0.636	0.347	0.030683	ILC	Limd2
Rps2011	2.80E-06	0.277434	1	0.945	0.049202	ILC	Rps20
Rpl713	2.97E-06	0.319822	0.985	0.928	0.052192	ILC	Rpl7
Churc1	4.57E-06	0.505115	0.515	0.29	0.08015	ILC	Churc1
Rpl2612	4.73E-06	0.297495	1	0.966	0.083049	ILC	Rpl26
Snrpg10	4.82E-06	0.38021	0.818	0.659	0.084657	ILC	Snrpg
Cnbp5	6.76E-06	0.447026	0.742	0.522	0.118766	ILC	Cnbp
Spcs2	7.08E-06	0.590206	0.545	0.318	0.124217	ILC	Spcs2
Rpl10a15	1.11E-05	0.289301	0.985	0.895	0.194172	ILC	Rpl10a
Rpl612	1.11E-05	0.268542	1	0.958	0.194327	ILC	Rpl6
Stk241	1.13E-05	0.448935	0.515	0.276	0.198074	ILC	Stk24
Rps2615	1.23E-05	0.313114	0.985	0.892	0.216055	ILC	Rps26
Rac29	1.28E-05	0.315668	0.758	0.445	0.225414	ILC	Rac2
Rpl2212	1.91E-05	0.250643	0.97	0.886	0.336119	ILC	Rpl22
Rpl27-ps32	2.38E-05	0.319801	0.939	0.753	0.417286	ILC	Rpl27-ps3
Sec11c4	2.68E-05	0.486891	0.53	0.327	0.469927	ILC	Sec11c
Selplg7	3.17E-05	0.42237	0.561	0.295	0.557042	ILC	Selplg
4930523C0	3.28E-05	0.418449	0.682	0.463	0.576489	ILC	4930523C07Rik
Rps1212	4.32E-05	0.258641	0.97	0.948	0.757891	ILC	Rps12
Stk17b7	6.97E-05	0.424778	0.591	0.379	1	ILC	Stk17b
Rps12-ps31	7.07E-05	0.314523	0.939	0.89	1	ILC	Rps12-ps3
Gm81864	8.52E-05	0.335044	0.682	0.464	1	ILC	Gm8186
Sub118	8.77E-05	0.359771	0.818	0.609	1	ILC	Sub1
Sptssa2	0.000107	0.688949	0.545	0.344	1	ILC	Sptssa
Rpl7a9	0.000137	0.313737	0.894	0.828	1	ILC	Rpl7a
Npm114	0.000162	0.384791	0.833	0.665	1	ILC	Npm1
Slc25a36	0.000171	0.332561	0.682	0.541	1	ILC	Slc25a3
Cotl110	0.000296	0.293123	0.621	0.377	1	ILC	Cotl1
Eef1g13	0.00038	0.316805	0.833	0.716	1	ILC	Eef1g
Anp32a	0.000519	0.303591	0.545	0.359	1	ILC	Anp32a
Rpl7a-ps57	0.00056	0.409643	0.667	0.461	1	ILC	Rpl7a-ps5
Rpl22l113	0.000618	0.312489	0.939	0.797	1	ILC	Rpl22l1
Gabarapl22	0.000635	0.391546	0.576	0.382	1	ILC	Gabarapl2
Prkar1a1	0.000683	0.451869	0.53	0.335	1	ILC	Prkar1a
Tmem592	0.000767	0.388415	0.591	0.379	1	ILC	Tmem59
Rpl36-ps31	0.001066	0.381246	0.758	0.575	1	ILC	Rpl36-ps3
H2-K120	0.001219	0.272774	0.909	0.685	1	ILC	H2-K1
Hmgb26	0.001227	0.251505	0.545	0.328	1	ILC	Hmgb2
Gm100362	0.001449	0.361991	0.758	0.61	1	ILC	Gm10036
Snrpf6	0.001708	0.307623	0.652	0.49	1	ILC	Snrpf
Psme13	0.002182	0.3924	0.515	0.355	1	ILC	Psme1
Atp5e6	0.002792	0.251959	0.924	0.755	1	ILC	Atp5e
Actr322	0.002815	0.35102	0.682	0.513	1	ILC	Actr3
Aldoa2	0.003906	0.375754	0.621	0.459	1	ILC	Aldoa
Edf11	0.003915	0.369174	0.591	0.49	1	ILC	Edf1
Eef1d8	0.004374	0.289778	0.667	0.524	1	ILC	Eef1d

Ppp1ca15	0.005658	0.277125	0.652	0.513	1	ILC	Ppp1ca
Gm102694	0.005716	0.390955	0.515	0.394	1	ILC	Gm10269
Eef219	0.005792	0.262685	0.909	0.845	1	ILC	Eef2
Gnas6	0.006214	0.255518	0.909	0.772	1	ILC	Gnas
Ncl10	0.006835	0.289738	0.667	0.516	1	ILC	Ncl
Raly1	0.007015	0.329994	0.515	0.373	1	ILC	Raly
Cox7a2l8	0.00729	0.282017	0.833	0.667	1	ILC	Cox7a2l
Tpm310	0.008117	0.258882	0.667	0.542	1	ILC	Tpm3
Psmb87	0.0083	0.253446	0.561	0.416	1	ILC	Psmb8
Atp5j26	0.008388	0.255551	0.682	0.587	1	ILC	Atp5j2
Lef11	3.19E-32	1.042577	0.705	0.076	5.60E-28	T/B double	Lef1
Cd3d4	5.17E-32	0.997541	0.909	0.118	9.07E-28	T/B double	Cd3d
Ccr71	7.47E-32	0.90368	0.886	0.119	1.31E-27	T/B double	Ccr7
Tcf71	5.88E-29	0.803665	0.705	0.079	1.03E-24	T/B double	Tcf7
Il7r5	8.32E-26	0.774637	0.795	0.122	1.46E-21	T/B double	Il7r
Cd79a3	6.91E-25	0.482357	0.909	0.188	1.21E-20	T/B double	Cd79a
Skap13	7.76E-25	0.603739	0.705	0.088	1.36E-20	T/B double	Skap1
Fcmr	1.01E-24	0.400103	0.591	0.089	1.78E-20	T/B double	Fcmr
Klhl6	2.27E-24	0.560583	0.591	0.075	3.98E-20	T/B double	Klhl6
Gm83692	7.99E-24	0.735075	0.795	0.14	1.40E-19	T/B double	Gm8369
Satb12	2.14E-23	1.03004	0.773	0.131	3.76E-19	T/B double	Satb1
Cd3g4	4.79E-23	0.844485	0.818	0.122	8.40E-19	T/B double	Cd3g
Ms4a12	5.59E-23	0.565427	0.795	0.15	9.82E-19	T/B double	Ms4a1
Txk3	1.50E-22	0.80848	0.75	0.104	2.64E-18	T/B double	Txk
Ms4a4b4	2.01E-22	0.901491	0.818	0.153	3.53E-18	T/B double	Ms4a4b
Gm436032	5.48E-22	0.528159	0.705	0.135	9.61E-18	T/B double	Gm43603
Bank12	7.85E-22	0.567752	0.682	0.122	1.38E-17	T/B double	Bank1
Rasgrp1	1.15E-21	0.589673	0.659	0.092	2.02E-17	T/B double	Rasgrp1
Ms4a6b3	1.32E-20	0.767197	0.75	0.14	2.31E-16	T/B double	Ms4a6b
Dgka	1.44E-20	0.581978	0.614	0.09	2.53E-16	T/B double	Dgka
Sell	1.95E-20	0.639514	0.727	0.147	3.42E-16	T/B double	Sell
Bcl11b2	4.47E-20	0.466504	0.568	0.075	7.86E-16	T/B double	Bcl11b
Cd79b3	4.72E-20	0.373548	0.795	0.193	8.29E-16	T/B double	Cd79b
Bcl11a	4.86E-20	0.457977	0.568	0.101	8.54E-16	T/B double	Bcl11a
Gm267401	1.32E-19	0.572526	0.795	0.212	2.31E-15	T/B double	Gm26740
Ebf14	1.49E-19	0.553658	0.955	0.253	2.61E-15	T/B double	Ebf1
Ltb7	1.50E-19	0.730698	0.909	0.24	2.64E-15	T/B double	Ltb
Lck2	2.84E-19	0.636606	0.659	0.105	4.98E-15	T/B double	Lck
Cd551	2.93E-19	0.48094	0.614	0.136	5.15E-15	T/B double	Cd55
Ralgps23	4.54E-19	0.468424	0.818	0.189	7.97E-15	T/B double	Ralgps2
Gm4955	6.91E-19	0.434363	0.523	0.064	1.21E-14	T/B double	Gm4955
Cd282	9.40E-19	0.462688	0.545	0.076	1.65E-14	T/B double	Cd28
Cd3e3	3.80E-18	0.598763	0.568	0.091	6.68E-14	T/B double	Cd3e
Gimap35	1.51E-17	0.693951	0.773	0.154	2.65E-13	T/B double	Gimap3
Tnfrsf13c1	1.65E-17	0.384818	0.545	0.095	2.89E-13	T/B double	Tnfrsf13c
Slamf6	3.04E-17	0.512953	0.523	0.1	5.34E-13	T/B double	Slamf6
Lat5	3.28E-17	0.511441	0.636	0.109	5.75E-13	T/B double	Lat

Pyhin1	5.71E-17	0.425897	0.591	0.122	1.00E-12	T/B double	Pyhin1
Limd210	6.23E-17	0.69426	0.977	0.346	1.09E-12	T/B double	Limd2
Tbc1d10c	1.41E-16	0.491964	0.568	0.123	2.47E-12	T/B double	Tbc1d10c
Pax51	3.00E-16	0.457775	0.523	0.093	5.27E-12	T/B double	Pax5
Fyb6	3.98E-16	0.473807	0.773	0.201	7.00E-12	T/B double	Fyb
Rps15a21	4.31E-16	0.68786	1	0.958	7.56E-12	T/B double	Rps15a
Cd192	8.48E-16	0.380604	0.523	0.086	1.49E-11	T/B double	Cd19
Traf3ip3	9.06E-16	0.365365	0.523	0.1	1.59E-11	T/B double	Traf3ip3
Il2rg4	1.28E-15	0.470859	0.818	0.213	2.26E-11	T/B double	Il2rg
Rps2721	2.61E-15	0.67542	1	0.993	4.58E-11	T/B double	Rps27
Fam65b	8.42E-15	0.569277	0.682	0.151	1.48E-10	T/B double	Fam65b
Crlf33	9.71E-15	0.687435	0.864	0.281	1.71E-10	T/B double	Crlf3
Rps1617	1.34E-14	0.570549	1	0.976	2.36E-10	T/B double	Rps16
Rps1019	1.92E-14	0.574866	1	0.936	3.36E-10	T/B double	Rps10
Rps1917	2.03E-14	0.609623	1	0.973	3.56E-10	T/B double	Rps19
Rpl1219	2.12E-14	0.736833	1	0.895	3.72E-10	T/B double	Rpl12
Rps2012	2.12E-14	0.577588	1	0.945	3.73E-10	T/B double	Rps20
Arhgap153	2.16E-14	0.600398	0.841	0.238	3.79E-10	T/B double	Arhgap15
Rps27rt23	2.20E-14	0.767942	1	0.931	3.86E-10	T/B double	Rps27rt
Rplp219	2.32E-14	0.562107	1	0.978	4.07E-10	T/B double	Rplp2
Ikzf11	2.68E-14	0.341832	0.727	0.219	4.70E-10	T/B double	Ikzf1
Rps2420	2.75E-14	0.65453	1	0.973	4.82E-10	T/B double	Rps24
Wdr8920	4.16E-14	0.705712	1	0.891	7.31E-10	T/B double	Wdr89
Pou2f24	7.34E-14	0.298211	0.705	0.207	1.29E-09	T/B double	Pou2f2
Ets18	9.54E-14	0.63839	0.864	0.284	1.68E-09	T/B double	Ets1
Gm15013	1.25E-13	0.490809	0.636	0.158	2.19E-09	T/B double	Gm15013
Rpl13a22	3.02E-13	0.601031	1	0.978	5.30E-09	T/B double	Rpl13a
Ptprcap7	3.26E-13	0.45928	0.773	0.234	5.72E-09	T/B double	Ptprcap
Gimap65	3.41E-13	0.556667	0.841	0.23	5.99E-09	T/B double	Gimap6
Dusp22	3.87E-13	0.50242	0.636	0.157	6.80E-09	T/B double	Dusp2
Rplp019	4.16E-13	0.616123	1	0.928	7.31E-09	T/B double	Rplp0
Rhoh3	4.51E-13	0.364352	0.705	0.202	7.93E-09	T/B double	Rhoh
Rps2918	5.33E-13	0.485418	1	0.994	9.36E-09	T/B double	Rps29
Cd373	6.02E-13	0.341743	0.818	0.259	1.06E-08	T/B double	Cd37
Rpsa21	6.77E-13	0.611164	1	0.905	1.19E-08	T/B double	Rpsa
Rps1820	7.95E-13	0.573631	1	0.954	1.40E-08	T/B double	Rps18
Acp51	9.31E-13	0.380171	0.773	0.202	1.63E-08	T/B double	Acp5
Rapgef6	9.83E-13	0.545065	0.705	0.203	1.73E-08	T/B double	Rapgef6
Gm873024	1.66E-12	0.663152	0.977	0.787	2.92E-08	T/B double	Gm8730
Arl4c1	2.10E-12	0.443128	0.591	0.148	3.69E-08	T/B double	Arl4c
Rpl2315	2.11E-12	0.487632	1	0.97	3.70E-08	T/B double	Rpl23
Smc43	2.15E-12	0.712413	0.636	0.189	3.78E-08	T/B double	Smc4
Rps3a119	2.30E-12	0.499583	1	0.952	4.04E-08	T/B double	Rps3a1
H2-Eb16	2.35E-12	0.403416	0.909	0.343	4.12E-08	T/B double	H2-Eb1
Rps320	3.70E-12	0.583765	1	0.94	6.49E-08	T/B double	Rps3
Rps720	3.80E-12	0.561785	1	0.943	6.67E-08	T/B double	Rps7
H2-Q75	3.86E-12	0.435133	0.75	0.219	6.77E-08	T/B double	H2-Q7

Rplp117	4.02E-12	0.469372	1	0.979	7.06E-08	T/B double	Rplp1
Rpl3017	4.33E-12	0.50112	1	0.929	7.60E-08	T/B double	Rpl30
Gm100731	5.08E-12	0.637147	1	0.869	8.92E-08	T/B double	Gm10073
Rpl1822	5.11E-12	0.559639	1	0.912	8.97E-08	T/B double	Rpl18
Strbp	5.86E-12	0.383676	0.523	0.11	1.03E-07	T/B double	Strbp
Gimap16	6.31E-12	0.306189	0.795	0.228	1.11E-07	T/B double	Gimap1
Rps1418	7.01E-12	0.46537	1	0.975	1.23E-07	T/B double	Rps14
Rps18-ps32	9.37E-12	0.689191	1	0.685	1.65E-07	T/B double	Rps18-ps3
Rps2315	9.44E-12	0.466588	1	0.98	1.66E-07	T/B double	Rps23
Rps2816	9.53E-12	0.487559	1	0.978	1.67E-07	T/B double	Rps28
H2-DMb22	9.64E-12	0.262237	0.591	0.144	1.69E-07	T/B double	H2-DMb2
Rpl18a19	1.07E-11	0.509857	1	0.977	1.88E-07	T/B double	Rpl18a
Rpl815	1.17E-11	0.475629	1	0.947	2.05E-07	T/B double	Rpl8
Cxcr4	1.31E-11	0.336607	0.523	0.134	2.30E-07	T/B double	Cxcr4
Cntrl	1.42E-11	0.535023	0.591	0.139	2.50E-07	T/B double	Cntrl
Sep-11	1.58E-11	0.295707	0.545	0.146	2.78E-07	T/B double	Sep-01
Rac210	1.79E-11	0.485948	0.977	0.444	3.14E-07	T/B double	Rac2
Gm102631	1.95E-11	0.665447	0.977	0.699	3.42E-07	T/B double	Gm10263
Tpt112	2.01E-11	0.416937	1	0.98	3.53E-07	T/B double	Tpt1
Gm5093	2.21E-11	0.319144	0.545	0.129	3.87E-07	T/B double	Gm5093
Rps4x16	2.29E-11	0.50156	1	0.963	4.02E-07	T/B double	Rps4x
Rpl1314	2.29E-11	0.493283	1	0.976	4.02E-07	T/B double	Rpl13
Rpl3613	2.72E-11	0.455162	1	0.961	4.78E-07	T/B double	Rpl36
Rpl1920	2.81E-11	0.485592	1	0.963	4.93E-07	T/B double	Rpl19
Rpl27a16	2.98E-11	0.445962	1	0.97	5.24E-07	T/B double	Rpl27a
Itsn2	3.15E-11	0.385006	0.614	0.165	5.53E-07	T/B double	Itsn2
Gm28727	3.28E-11	0.507485	0.568	0.138	5.76E-07	T/B double	Gm28727
Rcsd11	3.70E-11	0.336868	0.636	0.176	6.50E-07	T/B double	Rcsd1
Rpl9-ps620	3.82E-11	0.585752	1	0.833	6.71E-07	T/B double	Rpl9-ps6
Rpl35a12	3.88E-11	0.385242	1	0.979	6.80E-07	T/B double	Rpl35a
Rpl2113	4.37E-11	0.428856	1	0.969	7.67E-07	T/B double	Rpl21
Shisa520	4.48E-11	0.620452	1	0.523	7.87E-07	T/B double	Shisa5
Epsti11	4.84E-11	0.480382	0.591	0.149	8.49E-07	T/B double	Epsti1
Rps1516	5.26E-11	0.459282	1	0.966	9.24E-07	T/B double	Rps15
Gimap44	5.31E-11	0.451783	0.682	0.175	9.33E-07	T/B double	Gimap4
Rpl1723	5.35E-11	0.504092	1	0.962	9.39E-07	T/B double	Rpl17
Gm100203	5.80E-11	0.48732	0.886	0.344	1.02E-06	T/B double	Gm10020
Sp1001	5.91E-11	0.515208	0.795	0.252	1.04E-06	T/B double	Sp100
Gm118082	7.17E-11	0.591722	1	0.802	1.26E-06	T/B double	Gm11808
Rps1323	7.46E-11	0.515431	1	0.943	1.31E-06	T/B double	Rps13
Rgs105	7.65E-11	0.425561	0.705	0.228	1.34E-06	T/B double	Rgs10
Rpl23a12	1.12E-10	0.463577	1	0.966	1.97E-06	T/B double	Rpl23a
Srpk1	1.57E-10	0.449319	0.636	0.214	2.76E-06	T/B double	Srpk1
S1pr15	1.63E-10	0.409394	0.75	0.185	2.86E-06	T/B double	S1pr1
Rps620	1.67E-10	0.505359	1	0.942	2.94E-06	T/B double	Rps6
Pdcd46	1.70E-10	0.631307	0.864	0.353	2.99E-06	T/B double	Pdcd4
Rps516	1.80E-10	0.480067	1	0.953	3.16E-06	T/B double	Rps5

Kras	1.98E-10	0.341949	0.659	0.196	3.48E-06	T/B double	Kras
Bcl23	2.24E-10	0.789577	0.705	0.24	3.93E-06	T/B double	Bcl2
Zfp292	2.38E-10	0.364152	0.682	0.199	4.19E-06	T/B double	Zfp292
Tspan322	2.97E-10	0.304297	0.523	0.147	5.22E-06	T/B double	Tspan32
Ptpn1811	3.20E-10	0.586291	0.977	0.427	5.62E-06	T/B double	Ptpn18
Rpl3221	3.21E-10	0.482444	1	0.962	5.64E-06	T/B double	Rpl32
Cd5210	3.97E-10	0.449526	0.977	0.465	6.97E-06	T/B double	Cd52
Stk17b8	4.37E-10	0.591353	0.886	0.378	7.66E-06	T/B double	Stk17b
Cd744	4.69E-10	0.294042	0.977	0.447	8.24E-06	T/B double	Cd74
Rpl13a-ps1	5.91E-10	0.589069	0.932	0.494	1.04E-05	T/B double	Rpl13a-ps1
9930111J2	6.27E-10	0.287498	0.659	0.186	1.10E-05	T/B double	9930111J21Rik2
Rpl13-ps32	6.51E-10	0.591343	0.977	0.692	1.14E-05	T/B double	Rpl13-ps3
Rpl37a17	6.70E-10	0.413579	1	0.986	1.18E-05	T/B double	Rpl37a
Rps1125	6.91E-10	0.469007	1	0.951	1.21E-05	T/B double	Rps11
Gm613322	7.28E-10	0.479959	0.977	0.556	1.28E-05	T/B double	Gm6133
Rpl23a-ps3	7.65E-10	0.525394	1	0.907	1.34E-05	T/B double	Rpl23a-ps3
Gm949321	7.72E-10	0.596243	1	0.836	1.36E-05	T/B double	Gm9493
Gm984323	8.53E-10	0.460658	1	0.905	1.50E-05	T/B double	Gm9843
Btg124	8.71E-10	0.482517	1	0.815	1.53E-05	T/B double	Btg1
Fchsd2	1.06E-09	0.451305	0.523	0.15	1.85E-05	T/B double	Fchsd2
Apobec31	1.13E-09	0.386273	0.636	0.195	1.98E-05	T/B double	Apobec3
Rpl10a16	1.32E-09	0.446666	0.977	0.895	2.31E-05	T/B double	Rpl10a
Eef1g14	1.65E-09	0.554838	1	0.715	2.89E-05	T/B double	Eef1g
Rpl915	1.70E-09	0.429024	1	0.958	2.99E-05	T/B double	Rpl9
Coro1a12	1.76E-09	0.493676	1	0.466	3.09E-05	T/B double	Coro1a
Gm10260	2.08E-09	0.488931	0.727	0.229	3.65E-05	T/B double	Gm10260
Atp11b	2.40E-09	0.338415	0.591	0.155	4.21E-05	T/B double	Atp11b
Rpl3914	2.46E-09	0.391535	1	0.982	4.32E-05	T/B double	Rpl39
Emb4	2.66E-09	0.304348	0.568	0.169	4.68E-05	T/B double	Emb
Rpl517	2.80E-09	0.534532	1	0.831	4.91E-05	T/B double	Rpl5
Foxo1	3.02E-09	0.306568	0.545	0.156	5.30E-05	T/B double	Foxo1
Rps27a19	3.80E-09	0.401672	1	0.966	6.68E-05	T/B double	Rps27a
Ablim13	3.82E-09	0.419011	0.773	0.273	6.71E-05	T/B double	Ablim1
Rps811	3.97E-09	0.367154	1	0.973	6.97E-05	T/B double	Rps8
Rpl2724	4.16E-09	0.41704	1	0.902	7.30E-05	T/B double	Rpl27
Cd23	4.62E-09	0.316167	0.682	0.218	8.11E-05	T/B double	Cd2
Rgs19	4.71E-09	0.311928	0.523	0.166	8.28E-05	T/B double	Rgs19
Gnb2l119	5.49E-09	0.43439	1	0.795	9.64E-05	T/B double	Gnb2l1
Ppp1r181	5.51E-09	0.31352	0.705	0.254	9.68E-05	T/B double	Ppp1r18
Gm7808	6.75E-09	0.44752	0.523	0.167	0.000118	T/B double	Gm7808
Tmsb1019	6.87E-09	0.424425	1	0.949	0.000121	T/B double	Tmsb10
Rpl3814	6.96E-09	0.391225	1	0.97	0.000122	T/B double	Rpl38
Arhgef15	9.27E-09	0.477088	0.886	0.374	0.000163	T/B double	Arhgef1
H2-Aa4	9.74E-09	0.288839	0.932	0.376	0.000171	T/B double	H2-Aa
Snx52	1.23E-08	0.290779	0.75	0.281	0.000216	T/B double	Snx5
Csk1	1.33E-08	0.268378	0.705	0.27	0.000233	T/B double	Csk
Fau21	1.44E-08	0.369946	1	0.97	0.000253	T/B double	Fau

Rpl3418	1.50E-08	0.36295	1	0.96	0.000263	T/B double	Rpl34
Rpl36a10	1.50E-08	0.459292	1	0.917	0.000263	T/B double	Rpl36a
Tsc22d35	1.52E-08	0.386975	0.909	0.488	0.000268	T/B double	Tsc22d3
B4galnt13	1.56E-08	0.448853	0.705	0.236	0.000274	T/B double	B4galnt1
Hcst6	1.58E-08	0.531981	0.659	0.22	0.000277	T/B double	Hcst
Chd1	1.60E-08	0.257659	0.568	0.195	0.000281	T/B double	Chd1
Hmha17	1.72E-08	0.421362	0.818	0.318	0.000301	T/B double	Hmha1
Snhg6	1.72E-08	0.290301	0.614	0.188	0.000301	T/B double	Snhg6
Rpl27-ps32	1.73E-08	0.55739	1	0.753	0.000303	T/B double	Rpl27-ps3
Rpl379	1.84E-08	0.315971	1	0.979	0.000322	T/B double	Rpl37
Cd272	2.32E-08	0.27384	0.591	0.176	0.000407	T/B double	Cd27
Rps12-ps31	2.37E-08	0.435571	1	0.89	0.000416	T/B double	Rps12-ps3
Rps1213	2.38E-08	0.39072	1	0.948	0.000417	T/B double	Rps12
Rpl336	2.43E-08	0.478669	1	0.9	0.000427	T/B double	Rpl3
Smad71	2.46E-08	0.374054	0.659	0.19	0.000432	T/B double	Smad7
Dock22	2.54E-08	0.334144	0.591	0.231	0.000446	T/B double	Dock2
Pitpnc12	3.06E-08	0.251811	0.523	0.13	0.000537	T/B double	Pitpnc1
Xrn2	3.24E-08	0.389996	0.705	0.253	0.00057	T/B double	Xrn2
Rpl427	3.44E-08	0.414318	1	0.901	0.000604	T/B double	Rpl4
Rpl1414	3.52E-08	0.404425	1	0.953	0.000618	T/B double	Rpl14
Rpl2917	3.83E-08	0.423314	1	0.893	0.000673	T/B double	Rpl29
Adrbk1	4.65E-08	0.324081	0.636	0.212	0.000817	T/B double	Adrbk1
Slfn25	5.09E-08	0.387262	0.773	0.297	0.000894	T/B double	Slfn2
Evl1	5.67E-08	0.465244	0.614	0.216	0.000996	T/B double	Evl
Gm6576	5.72E-08	0.528634	0.614	0.176	0.001004	T/B double	Gm6576
Eef1a119	6.03E-08	0.329899	1	0.975	0.001059	T/B double	Eef1a1
Gm200019	6.46E-08	0.428654	1	0.807	0.001134	T/B double	Gm2000
Rps919	6.87E-08	0.356824	1	0.944	0.001207	T/B double	Rps9
Rpl36-ps31	7.05E-08	0.522589	0.977	0.574	0.001237	T/B double	Rpl36-ps3
Ddx46	7.24E-08	0.29537	0.659	0.25	0.001272	T/B double	Ddx46
Grk6	8.97E-08	0.290234	0.545	0.175	0.001574	T/B double	Grk6
Srgn11	9.81E-08	0.30706	0.818	0.364	0.001723	T/B double	Srgn
Rpl714	1.38E-07	0.338472	1	0.928	0.002415	T/B double	Rpl7
Rps2116	1.40E-07	0.327035	1	0.967	0.002451	T/B double	Rps21
Cyth1	1.57E-07	0.382873	0.568	0.172	0.002762	T/B double	Cyth1
Tecpr1	1.65E-07	0.283309	0.523	0.169	0.002896	T/B double	Tecpr1
Taf101	1.72E-07	0.433545	0.705	0.236	0.003022	T/B double	Taf10
Mettl23	2.00E-07	0.256741	0.636	0.244	0.003504	T/B double	Mettl23
Cd538	2.09E-07	0.309036	0.841	0.355	0.003666	T/B double	Cd53
Ubald22	2.19E-07	0.298301	0.727	0.299	0.003852	T/B double	Ubald2
Rpl6l21	2.21E-07	0.439302	0.977	0.727	0.003876	T/B double	Rpl6l
Rpl3114	2.85E-07	0.31504	0.977	0.945	0.005003	T/B double	Rpl31
Fam107b3	2.86E-07	0.439333	0.659	0.227	0.005018	T/B double	Fam107b
Rpl613	3.45E-07	0.344805	1	0.958	0.006065	T/B double	Rpl6
Gm102695	4.21E-07	0.361195	0.864	0.393	0.007394	T/B double	Gm10269
Selplg8	4.65E-07	0.288851	0.773	0.295	0.008165	T/B double	Selplg
Rpl1117	5.28E-07	0.357353	1	0.944	0.009266	T/B double	Rpl11

Gmfg10	6.59E-07	0.298801	0.818	0.35	0.011562	T/B double	Gmfg
Cnp2	7.62E-07	0.423731	0.545	0.17	0.013379	T/B double	Cnp
Rpl1517	8.68E-07	0.424605	1	0.833	0.015242	T/B double	Rpl15
Taf1d	8.92E-07	0.261394	0.568	0.226	0.015666	T/B double	Taf1d
Pabpc120	9.06E-07	0.366155	1	0.704	0.015912	T/B double	Pabpc1
Rpl2213	9.49E-07	0.308854	1	0.886	0.01666	T/B double	Rpl22
Chd32	1.02E-06	0.468214	0.659	0.252	0.017881	T/B double	Chd3
Rps2510	1.06E-06	0.295122	1	0.953	0.018651	T/B double	Rps25
Eno11	1.14E-06	0.291817	0.636	0.255	0.019947	T/B double	Eno1
Npm115	1.29E-06	0.464615	0.955	0.664	0.022661	T/B double	Npm1
Cotl111	1.41E-06	0.345796	0.773	0.377	0.024718	T/B double	Cotl1
Rnaset2a4	1.46E-06	0.257828	0.636	0.246	0.025554	T/B double	Rnaset2a
Rpl2613	1.53E-06	0.294767	1	0.966	0.026825	T/B double	Rpl26
Bclaf1	1.55E-06	0.256795	0.659	0.276	0.027245	T/B double	Bclaf1
Rsbn1l	1.94E-06	0.354594	0.659	0.253	0.034004	T/B double	Rsbn1l
Uqcrfs13	2.15E-06	0.254872	0.705	0.301	0.037818	T/B double	Uqcrfs1
Zfp644	2.18E-06	0.312987	0.591	0.198	0.038192	T/B double	Zfp644
Mat2b	2.21E-06	0.275833	0.591	0.248	0.038807	T/B double	Mat2b
Rtf1	2.33E-06	0.328669	0.773	0.328	0.040984	T/B double	Rtf1
Rpl7a-ps58	2.38E-06	0.501989	0.909	0.46	0.041779	T/B double	Rpl7a-ps5
Rpl3510	2.39E-06	0.314238	1	0.954	0.042003	T/B double	Rpl35
Peli11	2.55E-06	0.344129	0.727	0.289	0.044725	T/B double	Peli1
Smap2	2.68E-06	0.394295	0.591	0.189	0.047101	T/B double	Smap2
4930523C0	2.74E-06	0.278207	0.864	0.462	0.048066	T/B double	4930523C07Rik
Gltscr211	2.80E-06	0.346602	0.932	0.537	0.049095	T/B double	Gltscr2
Klf225	2.94E-06	0.290443	0.955	0.515	0.05166	T/B double	Klf2
Pik3ip1	2.96E-06	0.369496	0.523	0.147	0.052051	T/B double	Pik3ip1
Klf34	3.25E-06	0.292755	0.818	0.352	0.05707	T/B double	Klf3
Elf11	4.01E-06	0.304695	0.727	0.271	0.070436	T/B double	Elf1
Rpl22l114	4.30E-06	0.402813	1	0.797	0.075442	T/B double	Rpl22l1
Eef1b218	5.40E-06	0.443912	0.955	0.702	0.094739	T/B double	Eef1b2
Eif3e15	5.49E-06	0.457297	0.886	0.501	0.096409	T/B double	Eif3e
Ddx211	6.05E-06	0.255062	0.659	0.282	0.106172	T/B double	Ddx21
Gm100362	6.36E-06	0.326623	1	0.609	0.11159	T/B double	Gm10036
Ptprc9	6.45E-06	0.35439	0.841	0.452	0.113269	T/B double	Ptprc
Ifi2033	7.45E-06	0.309615	0.727	0.291	0.13086	T/B double	Ifi203
Eef220	7.46E-06	0.326921	1	0.845	0.130907	T/B double	Eef2
Rps229	7.58E-06	0.369349	1	0.928	0.133035	T/B double	Rps2
Ccnd27	7.69E-06	0.324238	0.682	0.315	0.134998	T/B double	Ccnd2
Gm269172	7.82E-06	0.294472	0.795	0.35	0.137312	T/B double	Gm26917
Hnrnpa15	8.54E-06	0.258052	0.886	0.424	0.149929	T/B double	Hnrnpa1
Tmem2431	9.51E-06	0.267794	0.636	0.238	0.167003	T/B double	Tmem243
Rpl10-ps31	9.62E-06	0.300013	1	0.858	0.16881	T/B double	Rpl10-ps3
Gm81865	1.17E-05	0.340045	0.841	0.464	0.205593	T/B double	Gm8186
Rpl7a10	1.28E-05	0.325904	0.977	0.827	0.225221	T/B double	Rpl7a
Hnrnpf16	1.29E-05	0.296991	0.955	0.585	0.225836	T/B double	Hnrnpf
Psmb88	1.32E-05	0.30478	0.886	0.415	0.232573	T/B double	Psmb8

Rassf5	1.39E-05	0.260576	0.523	0.178	0.244407	T/B double	Rassf5
H2afy3	1.74E-05	0.2997	0.682	0.34	0.305167	T/B double	H2afy
Nsa26	3.40E-05	0.262383	0.864	0.48	0.596737	T/B double	Nsa2
Jak12	3.61E-05	0.26914	0.795	0.403	0.634351	T/B double	Jak1
Saraf4	4.27E-05	0.443517	0.727	0.332	0.749118	T/B double	Saraf
Top2b	4.29E-05	0.278184	0.568	0.235	0.752611	T/B double	Top2b
Uba5214	6.02E-05	0.37895	0.955	0.609	1	T/B double	Uba52
Stk381	7.13E-05	0.256727	0.636	0.266	1	T/B double	Stk38
Sf3b12	8.73E-05	0.254315	0.818	0.434	1	T/B double	Sf3b1
Smchd1	9.90E-05	0.265543	0.591	0.263	1	T/B double	Smchd1
H2-T222	0.000103	0.261825	0.636	0.276	1	T/B double	H2-T22
Psme14	0.000109	0.308756	0.727	0.354	1	T/B double	Psme1
Rps26-ps11	0.000122	0.32002	0.977	0.696	1	T/B double	Rps26-ps1
Eif3k4	0.000226	0.319456	0.864	0.489	1	T/B double	Eif3k
Snrpg11	0.000244	0.302195	0.955	0.658	1	T/B double	Snrpg
Rpl36al14	0.000263	0.257998	0.977	0.759	1	T/B double	Rpl36al
Tsc22d41	0.000308	0.252582	0.727	0.35	1	T/B double	Tsc22d4
Ssh21	0.000335	0.290254	0.614	0.314	1	T/B double	Ssh2
Psme22	0.000354	0.271238	0.614	0.343	1	T/B double	Psme2
Hspe14	0.000481	0.322584	0.841	0.486	1	T/B double	Hspe1
Snrpf7	0.000537	0.322965	0.841	0.489	1	T/B double	Snrpf
H2-K121	0.000582	0.310582	0.977	0.686	1	T/B double	H2-K1
Arhgdib12	0.000648	0.269143	0.795	0.464	1	T/B double	Arhgdib
Bod1l	0.000676	0.26609	0.545	0.236	1	T/B double	Bod1l
Zfos11	0.000824	0.257317	0.705	0.357	1	T/B double	Zfos1
Cox7a2l9	0.001621	0.28286	0.955	0.667	1	T/B double	Cox7a2l
Psmb14	0.001741	0.250889	0.795	0.459	1	T/B double	Psmb1
Rps2616	0.002346	0.259253	1	0.892	1	T/B double	Rps26
Mmrn1	3.70E-111	2.918647	0.932	0.001	6.50E-107	Lymphatics	Mmrn1
Ccl21a	7.44E-107	6.240328	1	0.015	1.31E-102	Lymphatics	Ccl21a
Gm21541	6.11E-97	2.562989	0.818	0	1.07E-92	Lymphatics	Gm21541
Flt4	1.27E-91	2.294411	0.795	0.008	2.23E-87	Lymphatics	Flt4
Reln	3.26E-80	2.074121	0.682	0.002	5.72E-76	Lymphatics	Reln
Ccl21b.1	1.84E-77	1.894771	0.659	0	3.24E-73	Lymphatics	Ccl21b.1
Prox1	7.27E-76	2.103369	0.705	0.003	1.28E-71	Lymphatics	Prox1
Fscn1	8.03E-65	1.527016	0.659	0.013	1.41E-60	Lymphatics	Fscn1
Tbx1	7.66E-64	1.395586	0.545	0.003	1.34E-59	Lymphatics	Tbx1
Stab1	5.48E-63	1.882068	0.795	0.025	9.63E-59	Lymphatics	Stab1
Apold1	2.06E-59	1.900337	0.591	0.004	3.62E-55	Lymphatics	Apold1
Ptx3	1.63E-58	1.455044	0.523	0.001	2.86E-54	Lymphatics	Ptx3
Pard6g1	1.16E-54	2.175065	0.818	0.054	2.03E-50	Lymphatics	Pard6g
Aqp15	3.90E-49	2.268412	0.932	0.079	6.85E-45	Lymphatics	Aqp1
Cldn53	1.24E-48	2.17174	0.932	0.072	2.18E-44	Lymphatics	Cldn5
Maf4	1.50E-45	2.34177	0.955	0.162	2.64E-41	Lymphatics	Maf
Egfl73	8.71E-45	1.826151	0.909	0.08	1.53E-40	Lymphatics	Egfl7
Fxyd63	2.82E-40	2.089164	0.795	0.102	4.94E-36	Lymphatics	Fxyd6
Gja1	2.44E-39	1.453001	0.659	0.046	4.29E-35	Lymphatics	Gja1

Ecscr3	8.89E-39	1.464383	0.659	0.052	1.56E-34	Lymphatics Ecscr
Gng117	4.26E-38	2.709362	0.955	0.213	7.48E-34	Lymphatics Gng11
Prss232	1.02E-37	1.89688	0.727	0.055	1.79E-33	Lymphatics Prss23
Thy12	7.77E-37	1.564016	0.705	0.072	1.36E-32	Lymphatics Thy1
Sema6a1	4.29E-36	1.458273	0.614	0.048	7.54E-32	Lymphatics Sema6a
Kdr2	6.87E-35	1.56892	0.705	0.046	1.21E-30	Lymphatics Kdr
Nrp21	2.21E-34	1.943539	0.818	0.137	3.89E-30	Lymphatics Nrp2
Scn1b	3.47E-34	1.296464	0.568	0.045	6.10E-30	Lymphatics Scn1b
Ndrg1	2.49E-31	1.385781	0.659	0.074	4.37E-27	Lymphatics Ndrg1
Tshz22	4.69E-31	1.683614	0.795	0.142	8.23E-27	Lymphatics Tshz2
Elk31	3.37E-30	1.672887	0.818	0.138	5.92E-26	Lymphatics Elk3
Nr2f25	9.44E-30	1.44249	0.886	0.183	1.66E-25	Lymphatics Nr2f2
Pdpn1	2.53E-29	1.387022	0.614	0.075	4.44E-25	Lymphatics Pdpn
Sned1	1.16E-28	1.361931	0.545	0.048	2.03E-24	Lymphatics Sned1
Fam43a	1.20E-28	1.57794	0.636	0.085	2.11E-24	Lymphatics Fam43a
Bok	2.56E-28	1.298462	0.591	0.075	4.49E-24	Lymphatics Bok
Ppfibp11	4.89E-27	1.357058	0.682	0.116	8.59E-23	Lymphatics Ppfibp1
Lama41	1.28E-24	1.460159	0.705	0.128	2.24E-20	Lymphatics Lama4
Lmo2	5.00E-24	1.339773	0.705	0.144	8.77E-20	Lymphatics Lmo2
Sash11	1.79E-23	1.148545	0.659	0.118	3.14E-19	Lymphatics Sash1
S100a166	2.06E-23	1.534127	0.727	0.164	3.62E-19	Lymphatics S100a16
Sepp120	1.49E-22	2.179454	0.955	0.553	2.61E-18	Lymphatics Sepp1
Prkcdbp5	5.53E-22	1.687005	0.773	0.182	9.70E-18	Lymphatics Prkcdbp
Sdpr4	1.24E-21	1.402391	0.727	0.155	2.18E-17	Lymphatics Sdpr
Meis21	2.22E-21	1.365526	0.614	0.086	3.90E-17	Lymphatics Meis2
Arhgap293	1.41E-19	1.135255	0.591	0.108	2.48E-15	Lymphatics Arhgap29
Cdh53	2.08E-19	0.746306	0.591	0.071	3.65E-15	Lymphatics Cdh5
Arl4a	3.81E-19	1.442308	0.682	0.143	6.69E-15	Lymphatics Arl4a
Marcks7	9.04E-19	1.218107	0.864	0.288	1.59E-14	Lymphatics Marcks
Grap	2.58E-18	1.113309	0.614	0.119	4.52E-14	Lymphatics Grap
Amotl1	3.08E-18	1.023285	0.545	0.087	5.40E-14	Lymphatics Amotl1
Rhoj2	1.92E-17	1.111259	0.545	0.112	3.38E-13	Lymphatics Rhoj
Ramp23	3.20E-17	0.92022	0.614	0.109	5.63E-13	Lymphatics Ramp2
Hjurp2	6.23E-17	1.419105	0.614	0.14	1.09E-12	Lymphatics Hjurp
Igfbp45	1.09E-16	1.257283	0.864	0.268	1.92E-12	Lymphatics Igfbp4
Fkbp1a9	1.47E-16	1.237047	0.864	0.489	2.59E-12	Lymphatics Fkbp1a
Kank33	2.89E-16	1.239722	0.659	0.13	5.08E-12	Lymphatics Kank3
Cp3	2.83E-15	0.973945	0.636	0.159	4.97E-11	Lymphatics Cp
Pecam13	2.97E-15	0.820923	0.636	0.145	5.21E-11	Lymphatics Pecam1
Timp37	9.42E-15	0.867933	0.932	0.321	1.65E-10	Lymphatics Timp3
Tcf49	8.07E-14	1.185028	0.818	0.376	1.42E-09	Lymphatics Tcf4
Kctd122	1.28E-13	1.186831	0.614	0.188	2.24E-09	Lymphatics Kctd12
Nfat5	1.97E-13	0.995026	0.614	0.178	3.46E-09	Lymphatics Nfat5
Timp28	9.30E-13	0.875116	0.864	0.368	1.63E-08	Lymphatics Timp2
Rab11a2	1.58E-12	1.039654	0.614	0.235	2.78E-08	Lymphatics Rab11a
Utrn	5.27E-12	1.064713	0.545	0.134	9.25E-08	Lymphatics Utrn
Snrk2	5.78E-12	1.086283	0.614	0.2	1.01E-07	Lymphatics Snrk

Gimap66	1.57E-11	0.846134	0.727	0.231	2.75E-07	Lymphatics	Gimap6
Aplp26	1.59E-11	1.04269	0.773	0.349	2.79E-07	Lymphatics	Aplp2
Bst23	2.52E-11	1.09025	0.659	0.216	4.43E-07	Lymphatics	Bst2
Crip26	2.72E-11	0.998032	0.727	0.278	4.78E-07	Lymphatics	Crip2
Cald18	4.75E-11	0.885788	0.682	0.247	8.34E-07	Lymphatics	Cald1
Ltbp46	2.05E-10	0.897435	0.727	0.259	3.60E-06	Lymphatics	Ltbp4
Tgfbr24	3.06E-10	0.976962	0.682	0.31	5.37E-06	Lymphatics	Tgfbr2
Hes16	1.08E-09	0.853751	0.614	0.203	1.89E-05	Lymphatics	Hes1
Ppp2r5a2	3.80E-09	0.896597	0.545	0.235	6.67E-05	Lymphatics	Ppp2r5a
Atox18	4.14E-09	0.839846	0.75	0.476	7.26E-05	Lymphatics	Atox1
Laptm4a22	4.88E-09	0.834605	0.864	0.5	8.57E-05	Lymphatics	Laptm4a
Ppia15	5.22E-09	0.547561	0.977	0.88	9.16E-05	Lymphatics	Ppia
Serinc318	6.81E-09	0.786821	0.841	0.589	0.00012	Lymphatics	Serinc3
Sptbn110	8.80E-09	0.776804	0.841	0.451	0.000154	Lymphatics	Sptbn1
Tpm44	1.11E-08	0.864356	0.705	0.409	0.000195	Lymphatics	Tpm4
S1pr16	4.24E-08	0.756769	0.614	0.186	0.000744	Lymphatics	S1pr1
Txnip13	6.18E-08	0.664038	0.841	0.541	0.001084	Lymphatics	Txnip
Dusp34	1.29E-07	0.973288	0.545	0.211	0.002256	Lymphatics	Dusp3
Tgm25	4.11E-07	0.662799	0.523	0.224	0.007212	Lymphatics	Tgm2
Ifitm316	5.88E-07	0.592674	0.886	0.479	0.010316	Lymphatics	Ifitm3
Gnas7	1.01E-06	0.648121	0.841	0.772	0.017793	Lymphatics	Gnas
Slc38a2	1.39E-06	0.743746	0.545	0.288	0.024403	Lymphatics	Slc38a2
Thra4	2.62E-06	0.629079	0.545	0.236	0.045974	Lymphatics	Thra
Cav15	3.78E-06	0.420466	0.523	0.199	0.066375	Lymphatics	Cav1
Asap11	4.57E-06	0.890052	0.545	0.294	0.080269	Lymphatics	Asap1
Arhgap314	5.07E-06	0.549524	0.568	0.213	0.089051	Lymphatics	Arhgap31
Qk2	5.48E-06	0.850351	0.545	0.27	0.096132	Lymphatics	Qk
Sparc9	6.45E-06	0.504158	0.659	0.307	0.113217	Lymphatics	Sparc
Nfia6	9.47E-06	0.846438	0.568	0.251	0.166265	Lymphatics	Nfia
Mxd41	1.01E-05	0.760456	0.614	0.329	0.178052	Lymphatics	Mxd4
Klf98	1.58E-05	0.54583	0.568	0.293	0.278097	Lymphatics	Klf9
Tsc22d16	1.80E-05	0.687257	0.523	0.214	0.315418	Lymphatics	Tsc22d1
Rbms15	1.93E-05	0.665082	0.727	0.462	0.338159	Lymphatics	Rbms1
Tmed92	3.77E-05	0.51819	0.659	0.402	0.662066	Lymphatics	Tmed9
Ndufc22	3.88E-05	0.669511	0.591	0.304	0.680548	Lymphatics	Ndufc2
Capns13	4.27E-05	0.611013	0.614	0.407	0.748791	Lymphatics	Capns1
Ppp1r26	4.37E-05	0.614659	0.614	0.385	0.766451	Lymphatics	Ppp1r2
Rnase46	4.44E-05	0.698885	0.545	0.263	0.780179	Lymphatics	Rnase4
Rock21	5.11E-05	0.543086	0.523	0.243	0.897519	Lymphatics	Rock2
Hmgb114	7.20E-05	0.418077	0.909	0.738	1	Lymphatics	Hmgb1
Tns15	0.00012	0.497396	0.614	0.326	1	Lymphatics	Tns1
Sptssa3	0.000133	0.586305	0.568	0.345	1	Lymphatics	Sptssa
Chchd26	0.000146	0.462516	0.841	0.743	1	Lymphatics	Chchd2
Sep1519	0.000153	0.358828	0.773	0.562	1	Lymphatics	Sep-15
Nfib10	0.000185	0.426972	0.727	0.345	1	Lymphatics	Nfib
Selm7	0.000197	0.392211	0.545	0.258	1	Lymphatics	Selm
Ly6e21	0.000211	0.374242	0.795	0.586	1	Lymphatics	Ly6e

Cox6b14	0.000274	0.416159	0.795	0.658	1	Lymphatics	Cox6b1
Klf62	0.000346	0.593452	0.636	0.451	1	Lymphatics	Klf6
Lims15	0.0004	0.473065	0.523	0.281	1	Lymphatics	Lims1
Hint17	0.000474	0.421959	0.75	0.636	1	Lymphatics	Hint1
Cd638	0.000622	0.524619	0.591	0.324	1	Lymphatics	Cd63
Zbtb2011	0.000642	0.454874	0.773	0.452	1	Lymphatics	Zbtb20
Egr18	0.000746	0.425915	0.659	0.414	1	Lymphatics	Egr1
Ppp3ca	0.00086	0.419165	0.545	0.365	1	Lymphatics	Ppp3ca
Sfpq	0.000873	0.525075	0.545	0.349	1	Lymphatics	Sfpq
Gnb18	0.001091	0.553494	0.705	0.49	1	Lymphatics	Gnb1
Wnk11	0.001632	0.607555	0.523	0.347	1	Lymphatics	Wnk1
Sumo29	0.001952	0.29277	0.773	0.674	1	Lymphatics	Sumo2
Gmfg11	0.002114	0.404702	0.568	0.351	1	Lymphatics	Gmfg
Ubc15	0.002599	0.360179	0.705	0.577	1	Lymphatics	Ubc
Ranbp11	0.00291	0.323757	0.523	0.328	1	Lymphatics	Ranbp1
Bsg6	0.004163	0.318271	0.659	0.443	1	Lymphatics	Bsg
Tprgl	0.005373	0.392736	0.523	0.359	1	Lymphatics	Tprgl
Ndufb92	0.005938	0.373479	0.568	0.42	1	Lymphatics	Ndufb9
Srrm23	0.005981	0.387415	0.773	0.657	1	Lymphatics	Srrm2
Calm210	0.005993	0.377848	0.773	0.64	1	Lymphatics	Calm2
Rnf7	0.00614	0.340448	0.545	0.375	1	Lymphatics	Rnf7
Cox7a26	0.006255	0.3908	0.727	0.571	1	Lymphatics	Cox7a2
Pebp11	0.007153	0.328317	0.545	0.384	1	Lymphatics	Pebp1
Map1lc3b1	0.008134	0.36532	0.614	0.54	1	Lymphatics	Map1lc3b
Fus5	0.008406	0.376914	0.659	0.539	1	Lymphatics	Fus
S100a1019	0.009177	0.375209	0.727	0.629	1	Lymphatics	S100a10
Luc7l28	0.009189	0.372229	0.727	0.587	1	Lymphatics	Luc7l2
Tpm311	0.009569	0.325624	0.682	0.542	1	Lymphatics	Tpm3
Cd4715	0.00957	0.298783	0.795	0.696	1	Lymphatics	Cd47
Cox14	0.009714	0.310873	0.523	0.359	1	Lymphatics	Cox14
Ms4a2	5.36E-105	2.314918	0.892	0.001	9.41E-101	Basophils	Ms4a2
Cyp11a1	4.98E-99	2.650608	0.892	0.001	8.74E-95	Basophils	Cyp11a1
Ccl4	8.41E-98	4.835623	0.973	0.02	1.48E-93	Basophils	Ccl4
Hdc1	2.65E-88	3.657041	0.973	0.023	4.65E-84	Basophils	Hdc
Mcpt8	4.66E-82	2.805214	0.703	0	8.17E-78	Basophils	Mcpt8
Ccl3	4.14E-81	4.93104	0.973	0.035	7.27E-77	Basophils	Ccl3
Csrp3	7.90E-79	2.170116	0.676	0	1.39E-74	Basophils	Csrp3
Fcer1a	7.90E-79	2.138687	0.676	0	1.39E-74	Basophils	Fcer1a
Gata22	1.85E-67	2.56243	0.919	0.037	3.25E-63	Basophils	Gata2
Sytl3	1.68E-63	1.740495	0.676	0.018	2.95E-59	Basophils	Sytl3
Cd200r3	1.90E-63	1.780516	0.595	0.001	3.34E-59	Basophils	Cd200r3
Osm	1.62E-60	3.085849	0.919	0.076	2.84E-56	Basophils	Osm
Cpa3	1.08E-59	1.938279	0.514	0.001	1.90E-55	Basophils	Cpa3
Lilr4b1	3.74E-56	2.760749	0.973	0.08	6.57E-52	Basophils	Lilr4b
Ifitm12	2.09E-55	3.404644	0.919	0.084	3.67E-51	Basophils	Ifitm1
Csf1	6.80E-48	1.955219	0.649	0.047	1.19E-43	Basophils	Csf1
Cd7	1.20E-46	2.104673	0.73	0.043	2.10E-42	Basophils	Cd7

Ccl92	6.40E-46	3.334001	0.892	0.097	1.12E-41	Basophils	Ccl9
Il6	4.15E-43	2.840309	0.514	0.01	7.29E-39	Basophils	Il6
Rgs13	5.88E-42	3.156906	0.811	0.093	1.03E-37	Basophils	Rgs1
Alox5ap7	3.37E-32	1.923521	0.973	0.232	5.92E-28	Basophils	Alox5ap
Ier33	2.60E-31	2.650174	0.811	0.123	4.56E-27	Basophils	Ier3
Hgf	3.45E-31	1.632868	0.568	0.037	6.06E-27	Basophils	Hgf
Tbc1d4	1.21E-29	1.408713	0.514	0.044	2.12E-25	Basophils	Tbc1d4
Cyp4f18	1.89E-28	1.712866	0.622	0.072	3.31E-24	Basophils	Cyp4f18
Rgs18	1.48E-27	1.178089	0.541	0.052	2.61E-23	Basophils	Rgs18
Ccl67	1.86E-24	2.138102	0.919	0.259	3.27E-20	Basophils	Ccl6
Nfkbia10	2.32E-24	2.005979	1	0.471	4.08E-20	Basophils	Nfkbia
Fyb7	5.57E-24	1.422243	0.892	0.2	9.79E-20	Basophils	Fyb
Lat21	1.33E-23	1.627377	0.676	0.124	2.34E-19	Basophils	Lat2
Gpr183	1.76E-23	1.466176	0.649	0.088	3.08E-19	Basophils	Gpr183
Tyrobp8	1.99E-23	1.666391	0.973	0.35	3.50E-19	Basophils	Tyrobp
Tnfaip31	3.99E-23	1.370561	0.622	0.102	7.00E-19	Basophils	Tnfaip3
Ddit4	8.87E-23	1.497727	0.514	0.066	1.56E-18	Basophils	Ddit4
Plac84	2.07E-21	1.631635	0.865	0.253	3.63E-17	Basophils	Plac8
Fcer1g8	4.33E-21	1.373661	0.946	0.296	7.60E-17	Basophils	Fcer1g
Lilrb4a3	1.66E-20	1.718189	0.676	0.143	2.92E-16	Basophils	Lilrb4a
Cd69	1.69E-20	2.296648	0.622	0.104	2.96E-16	Basophils	Cd69
Cks21	1.88E-20	1.61625	0.541	0.083	3.30E-16	Basophils	Cks2
Gm128401	1.30E-19	3.252617	0.595	0.123	2.28E-15	Basophils	Gm12840
Srgn12	3.03E-19	1.808451	0.892	0.364	5.33E-15	Basophils	Srgn
Csf2rb2	7.95E-19	1.553933	0.676	0.15	1.40E-14	Basophils	Csf2rb
Gmfg12	5.32E-18	1.313787	0.892	0.35	9.33E-14	Basophils	Gmfg
Hacd41	2.65E-17	1.480502	0.595	0.096	4.65E-13	Basophils	Hacd4
Neat116	6.19E-17	1.376534	0.946	0.519	1.09E-12	Basophils	Neat1
Dusp5	1.03E-16	1.565262	0.595	0.123	1.81E-12	Basophils	Dusp5
Tec	1.56E-16	1.344705	0.514	0.08	2.73E-12	Basophils	Tec
Fxyd512	1.77E-16	1.755702	0.865	0.424	3.11E-12	Basophils	Fxyd5
H3f3b8	3.19E-15	1.211238	0.973	0.908	5.60E-11	Basophils	H3f3b
Gsr5	3.90E-15	1.407081	0.676	0.199	6.84E-11	Basophils	Gsr
Cnn26	7.38E-14	1.176186	0.811	0.346	1.30E-09	Basophils	Cnn2
Emb5	1.01E-13	1.172212	0.649	0.169	1.77E-09	Basophils	Emb
Taldo16	1.89E-13	1.388679	0.757	0.321	3.32E-09	Basophils	Taldo1
Tmsb4x24	2.56E-13	0.805129	1	0.992	4.50E-09	Basophils	Tmsb4x
Fcgr34	2.56E-13	1.18947	0.541	0.146	4.50E-09	Basophils	Fcgr3
Pfn119	3.10E-13	0.867739	0.973	0.831	5.45E-09	Basophils	Pfn1
Sh3bgrl319	3.27E-13	1.16116	0.973	0.627	5.74E-09	Basophils	Sh3bgrl3
Rps2317	4.04E-13	0.590708	1	0.98	7.10E-09	Basophils	Rps23
Ier220	9.76E-13	1.349553	0.919	0.56	1.71E-08	Basophils	Ier2
Samsn12	1.57E-12	1.27359	0.622	0.166	2.75E-08	Basophils	Samsn1
Stk17b9	1.85E-12	1.149804	0.811	0.379	3.25E-08	Basophils	Stk17b
Ap3s11	2.73E-12	0.982502	0.649	0.221	4.80E-08	Basophils	Ap3s1
Tnfaip82	4.40E-12	1.287036	0.703	0.239	7.72E-08	Basophils	Tnfaip8
Actg120	4.65E-12	0.859482	1	0.839	8.17E-08	Basophils	Actg1

Hcst7	4.74E-12	1.19425	0.676	0.22	8.32E-08	Basophils	Hcst
Arhgap154	5.10E-12	0.98215	0.703	0.239	8.95E-08	Basophils	Arhgap15
Junb21	8.59E-12	0.959777	1	0.761	1.51E-07	Basophils	Junb
Lcp18	8.88E-12	0.955725	0.838	0.355	1.56E-07	Basophils	Lcp1
Rgs25	9.90E-12	1.271885	0.784	0.332	1.74E-07	Basophils	Rgs2
Grina2	1.09E-11	1.07067	0.595	0.177	1.91E-07	Basophils	Grina
Plek3	1.22E-11	1.1748	0.676	0.214	2.14E-07	Basophils	Plek
Hmgb27	2.29E-11	0.976022	0.757	0.328	4.02E-07	Basophils	Hmgb2
Nfkbiz1	2.34E-11	1.289103	0.541	0.145	4.12E-07	Basophils	Nfkbiz
Ptpre4	2.35E-11	1.169529	0.595	0.173	4.13E-07	Basophils	Ptpre
Plp22	3.26E-11	1.24741	0.595	0.204	5.73E-07	Basophils	Plp2
Pim19	3.33E-11	1.405952	0.892	0.412	5.84E-07	Basophils	Pim1
Vasp6	4.63E-11	1.205331	0.757	0.372	8.13E-07	Basophils	Vasp
Cd639	5.10E-11	1.016922	0.784	0.323	8.96E-07	Basophils	Cd63
Tax1bp1	1.47E-10	1.085178	0.73	0.35	2.57E-06	Basophils	Tax1bp1
Rpl3815	2.06E-10	0.463844	1	0.97	3.61E-06	Basophils	Rpl38
Gm984325	2.09E-10	0.618793	1	0.905	3.68E-06	Basophils	Gm9843
Nedd47	2.79E-10	0.990783	0.757	0.283	4.90E-06	Basophils	Nedd4
Rac211	4.90E-10	0.957428	0.811	0.445	8.60E-06	Basophils	Rac2
Fau23	6.33E-10	0.511371	1	0.97	1.11E-05	Basophils	Fau
Ncf12	6.34E-10	1.122421	0.541	0.167	1.11E-05	Basophils	Ncf1
Limd211	7.28E-10	0.837138	0.757	0.348	1.28E-05	Basophils	Limd2
Ptpn1812	8.78E-10	0.93946	0.811	0.428	1.54E-05	Basophils	Ptpn18
Fam107b4	1.49E-09	1.144665	0.622	0.227	2.62E-05	Basophils	Fam107b
Rps1126	2.05E-09	0.585532	1	0.952	3.61E-05	Basophils	Rps11
S100a1020	3.74E-09	0.864743	0.892	0.629	6.56E-05	Basophils	S100a10
Mapk14	3.78E-09	0.884792	0.541	0.167	6.64E-05	Basophils	Mapk14
Arhgdib13	5.02E-09	0.848857	0.838	0.464	8.81E-05	Basophils	Arhgdib
Prdx65	5.44E-09	1.040264	0.703	0.333	9.55E-05	Basophils	Prdx6
Hmha18	9.89E-09	0.920936	0.703	0.319	0.000174	Basophils	Hmha1
Ncf25	1.69E-08	0.870822	0.541	0.207	0.000296	Basophils	Ncf2
Selplg9	1.71E-08	0.78445	0.703	0.296	0.0003	Basophils	Selplg
Ctsd3	2.16E-08	0.64062	0.811	0.403	0.000379	Basophils	Ctsd
Ubn1	2.78E-08	0.747379	0.514	0.184	0.000487	Basophils	Ubn1
Gm100732	3.40E-08	0.546309	0.973	0.87	0.000596	Basophils	Gm10073
Coro1a13	7.23E-08	0.742054	0.838	0.466	0.001269	Basophils	Coro1a
Rps27rt24	7.55E-08	0.421484	1	0.931	0.001326	Basophils	Rps27rt
Lgals37	9.39E-08	0.844912	0.703	0.303	0.001649	Basophils	Lgals3
Fam65b1	1.24E-07	0.731535	0.514	0.152	0.00218	Basophils	Fam65b
Tulp4	1.97E-07	0.964227	0.514	0.173	0.003462	Basophils	Tulp4
Zfp367	2.02E-07	0.995103	0.757	0.46	0.003555	Basophils	Zfp36
Rnf1304	6.41E-07	0.929296	0.568	0.254	0.011247	Basophils	Rnf130
Cd842	8.20E-07	0.960091	0.568	0.222	0.014399	Basophils	Cd84
Jun-10	1.36E-06	1.169581	0.784	0.459	0.02394	Basophils	Jun
Srpk11	1.68E-06	0.926709	0.514	0.214	0.029515	Basophils	Srpk1
Mpc22	1.80E-06	0.947607	0.649	0.347	0.031542	Basophils	Mpc2
Cd539	1.98E-06	0.699975	0.649	0.356	0.03476	Basophils	Cd53

Sub119	2.23E-06	0.744909	0.811	0.61	0.039193	Basophils	Sub1
Srsf58	2.25E-06	0.851233	0.811	0.711	0.039544	Basophils	Srsf5
Arpc1b18	2.41E-06	0.660753	0.892	0.669	0.042357	Basophils	Arpc1b
Ncor13	5.51E-06	0.818546	0.676	0.43	0.096815	Basophils	Ncor1
Arpc517	5.60E-06	0.729496	0.73	0.53	0.098311	Basophils	Arpc5
Tagln217	9.03E-06	0.669034	0.757	0.559	0.158533	Basophils	Tagln2
Leprotl12	1.04E-05	0.983816	0.514	0.231	0.182089	Basophils	Leprotl1
Aldoa3	1.07E-05	0.746649	0.73	0.459	0.188345	Basophils	Aldoa
Gpx121	1.10E-05	0.64122	0.811	0.55	0.192495	Basophils	Gpx1
Ppp3ca1	1.39E-05	0.758429	0.622	0.365	0.244499	Basophils	Ppp3ca
Gpx414	2.02E-05	0.690945	0.811	0.618	0.354524	Basophils	Gpx4
Btg126	2.11E-05	0.381267	0.946	0.815	0.370852	Basophils	Btg1
Pnrc111	2.28E-05	0.921395	0.73	0.603	0.399417	Basophils	Pnrc1
Gpsm34	2.28E-05	0.723123	0.595	0.321	0.399466	Basophils	Gpsm3
Arpc311	2.45E-05	0.804883	0.73	0.493	0.429676	Basophils	Arpc3
Ets19	2.57E-05	0.515796	0.568	0.285	0.450596	Basophils	Ets1
Ikbkb2	2.66E-05	0.535498	0.568	0.286	0.467462	Basophils	Ikbkb
Cd96	3.01E-05	0.273064	0.703	0.34	0.528692	Basophils	Cd9
S100a1117	3.39E-05	0.671486	0.838	0.651	0.595563	Basophils	S100a11
Cotl112	3.69E-05	0.686405	0.649	0.377	0.647235	Basophils	Cotl1
Gm873025	3.83E-05	0.379376	1	0.787	0.671933	Basophils	Gm8730
Pabpc121	4.45E-05	0.572455	0.865	0.705	0.780796	Basophils	Pabpc1
Ypel37	5.87E-05	0.667776	0.703	0.536	1	Basophils	Ypel3
Dusp114	6.30E-05	0.783066	0.703	0.497	1	Basophils	Dusp1
Cd5211	6.56E-05	0.278922	0.838	0.465	1	Basophils	Cd52
Prr137	6.97E-05	0.544421	0.622	0.414	1	Basophils	Prr13
Zfand6	8.54E-05	0.653758	0.541	0.309	1	Basophils	Zfand6
Rsrp110	8.96E-05	0.448877	0.973	0.741	1	Basophils	Rsrp1
Trf6	9.55E-05	0.768836	0.541	0.276	1	Basophils	Trf
Itm2b15	9.55E-05	0.427938	0.892	0.81	1	Basophils	Itm2b
Slfn26	0.000104	0.693022	0.541	0.298	1	Basophils	Slfn2
Rplp119	0.000113	0.312945	0.973	0.979	1	Basophils	Rplp1
Gm2a5	0.000114	0.697302	0.73	0.422	1	Basophils	Gm2a
Rap1b8	0.000152	0.698444	0.703	0.506	1	Basophils	Rap1b
Zyx4	0.000154	0.790644	0.595	0.337	1	Basophils	Zyx
Zfp36l218	0.000159	0.362012	0.757	0.546	1	Basophils	Zfp36l2
Ddx510	0.000168	0.412016	0.919	0.856	1	Basophils	Ddx5
Rps921	0.000171	0.275713	0.973	0.944	1	Basophils	Rps9
Arpc221	0.000175	0.366025	0.865	0.66	1	Basophils	Arpc2
Pkm5	0.000275	0.703648	0.568	0.354	1	Basophils	Pkm
Cirbp	0.000283	0.473461	0.568	0.357	1	Basophils	Cirbp
Tspo4	0.000354	0.561289	0.649	0.439	1	Basophils	Tspo
Spi18	0.000663	0.468886	0.514	0.266	1	Basophils	Spi1
Rpl3419	0.000668	0.287175	1	0.96	1	Basophils	Rpl34
Egr19	0.000691	0.542352	0.676	0.414	1	Basophils	Egr1
Gltscr212	0.000848	0.439736	0.703	0.538	1	Basophils	Gltscr2
Gm118082	0.000969	0.347043	0.946	0.802	1	Basophils	Gm11808

Gm87971	0.001022	0.631744	0.595	0.384	1	Basophils	Gm8797
Map1lc3b1	0.001159	0.453094	0.676	0.54	1	Basophils	Map1lc3b
Cd4716	0.001203	0.34456	0.892	0.696	1	Basophils	Cd47
Ube2b2	0.001524	0.530299	0.568	0.413	1	Basophils	Ube2b
Fis14	0.002299	0.601467	0.622	0.461	1	Basophils	Fis1
Actb19	0.002436	0.406806	1	0.965	1	Basophils	Actb
Hnrnpf17	0.002535	0.461307	0.757	0.586	1	Basophils	Hnrnpf
Prdx55	0.002949	0.349045	0.595	0.453	1	Basophils	Prdx5
Ssh22	0.003255	0.704142	0.514	0.315	1	Basophils	Ssh2
Pfdn54	0.003255	0.365768	0.892	0.758	1	Basophils	Pfdn5
Ubb11	0.003966	0.48677	0.865	0.85	1	Basophils	Ubb
Myh91	0.005755	0.776036	0.568	0.387	1	Basophils	Myh9
Calm211	0.006431	0.420167	0.703	0.64	1	Basophils	Calm2
Gabarapl23	0.009954	0.436226	0.541	0.382	1	Basophils	Gabarapl2
1110017D1	2.78E-116	2.965741	1	0.002	4.87E-112	Ciliated	1110017D15Rik
Dynlrb2	5.91E-108	2.780304	0.963	0.003	1.04E-103	Ciliated	Dynlrb2
Dnah12	1.46E-107	2.498043	0.963	0.001	2.55E-103	Ciliated	Dnah12
3300002A1	2.09E-107	2.358155	0.926	0.001	3.67E-103	Ciliated	3300002A11Rik
Fam183b	2.09E-107	2.322531	0.926	0.001	3.67E-103	Ciliated	Fam183b
Riiad1	3.67E-104	2.421929	0.963	0.007	6.45E-100	Ciliated	Riiad1
Sec14l3	1.76E-103	2.993862	0.926	0.004	3.09E-99	Ciliated	Sec14l3
Ccdc153	5.43E-103	2.780527	0.889	0	9.53E-99	Ciliated	Ccdc153
1700016K1	5.43E-103	2.435561	0.889	0.001	9.53E-99	Ciliated	1700016K19Rik
Cfap126	1.65E-100	2.342908	0.963	0.008	2.90E-96	Ciliated	Cfap126
Gm867	5.04E-99	2.172224	0.889	0.001	8.86E-95	Ciliated	Gm867
Foxj1	1.36E-98	2.232467	0.852	0.001	2.38E-94	Ciliated	Foxj1
Cyp2s1	6.08E-96	2.244822	1	0.009	1.07E-91	Ciliated	Cyp2s1
Tmem212	3.26E-94	2.0857	0.815	0	5.73E-90	Ciliated	Tmem212
Sntn	3.26E-94	1.926923	0.815	0	5.73E-90	Ciliated	Sntn
Meig1	3.26E-94	1.868139	0.815	0	5.73E-90	Ciliated	Meig1
Gm29538	3.26E-94	1.698113	0.815	0	5.73E-90	Ciliated	Gm29538
BC051019	3.26E-94	1.67664	0.815	0	5.73E-90	Ciliated	BC051019
1700024G1	3.26E-94	1.482349	0.815	0	5.73E-90	Ciliated	1700024G13Rik
Fhad1	3.26E-94	1.474178	0.815	0.002	5.73E-90	Ciliated	Fhad1
Cyp2f2	3.17E-90	2.186478	0.815	0.005	5.56E-86	Ciliated	Cyp2f2
Arhgdig	3.17E-90	1.818596	0.815	0.001	5.56E-86	Ciliated	Arhgdig
Fam161a	4.11E-90	1.807961	0.926	0.009	7.22E-86	Ciliated	Fam161a
Cdhr3	7.56E-90	1.658034	0.778	0	1.33E-85	Ciliated	Cdhr3
Spag17	7.56E-90	1.418979	0.778	0	1.33E-85	Ciliated	Spag17
Pifo	9.60E-90	1.723713	0.815	0.002	1.69E-85	Ciliated	Pifo
Osbpl6	1.73E-87	1.653919	0.852	0.01	3.05E-83	Ciliated	Osbpl6
Dmkn	3.69E-87	1.905123	0.852	0.006	6.48E-83	Ciliated	Dmkn
Krt8	1.02E-85	1.753467	0.889	0.008	1.80E-81	Ciliated	Krt8
1700007K1	1.35E-85	1.910659	0.778	0.001	2.37E-81	Ciliated	1700007K13Rik
2410004P0	1.69E-85	1.728182	0.741	0.006	2.97E-81	Ciliated	2410004P03Rik
Dnah5	1.69E-85	1.620383	0.741	0	2.97E-81	Ciliated	Dnah5
Mapk15	1.69E-85	1.253037	0.741	0.001	2.97E-81	Ciliated	Mapk15

Lrrc51	3.24E-84	2.127108	0.926	0.008	5.70E-80	Ciliated	Lrrc51
Lrrc23	3.84E-82	1.546258	0.778	0.003	6.75E-78	Ciliated	Lrrc23
Cep126	2.46E-81	1.719631	0.741	0.005	4.32E-77	Ciliated	Cep126
Stmnd1	3.64E-81	1.55728	0.704	0.001	6.39E-77	Ciliated	Stmnd1
D430036J1	3.64E-81	1.476271	0.704	0.001	6.39E-77	Ciliated	D430036J16Rik
Efcab10	3.64E-81	1.44263	0.704	0	6.39E-77	Ciliated	Efcab10
Dnali1	3.64E-81	1.427587	0.704	0	6.39E-77	Ciliated	Dnali1
Cfap44	3.64E-81	1.394777	0.704	0	6.39E-77	Ciliated	Cfap44
Iqcg	3.64E-81	1.372506	0.704	0.001	6.39E-77	Ciliated	Iqcg
Erich2	3.64E-81	1.337671	0.704	0.002	6.39E-77	Ciliated	Erich2
Lrriq1	3.64E-81	1.232353	0.704	0	6.39E-77	Ciliated	Lrriq1
Capsl	3.64E-81	1.148632	0.704	0.005	6.39E-77	Ciliated	Capsl
Dnah6	4.75E-81	1.503208	0.741	0.001	8.34E-77	Ciliated	Dnah6
Smim61	7.55E-81	1.697189	0.852	0.01	1.33E-76	Ciliated	Smim6
Smim22	3.06E-80	1.606082	0.852	0.006	5.37E-76	Ciliated	Smim22
Gipc2	8.02E-79	1.406784	0.815	0.005	1.41E-74	Ciliated	Gipc2
Pcp4l1	9.34E-78	2.441524	0.926	0.02	1.64E-73	Ciliated	Pcp4l1
2610028H2	1.85E-77	1.548509	0.741	0.003	3.24E-73	Ciliated	2610028H24Rik
Ccdc39	3.47E-77	1.542264	0.741	0.004	6.08E-73	Ciliated	Ccdc39
Tctex1d4	6.21E-77	1.802006	0.704	0.002	1.09E-72	Ciliated	Tctex1d4
Hydin	7.57E-77	1.349726	0.667	0.001	1.33E-72	Ciliated	Hydin
Ccdc108	7.57E-77	1.343436	0.667	0	1.33E-72	Ciliated	Ccdc108
Ubxn10	7.57E-77	1.269597	0.667	0.001	1.33E-72	Ciliated	Ubxn10
Wfdc22	7.60E-77	2.767069	0.963	0.016	1.33E-72	Ciliated	Wfdc2
Mlf1	1.20E-76	1.541609	0.704	0.002	2.10E-72	Ciliated	Mlf1
Cbr21	1.60E-76	3.546786	0.963	0.02	2.81E-72	Ciliated	Cbr2
Rsph1	4.21E-76	1.88967	0.815	0.006	7.39E-72	Ciliated	Rsph1
Cldn31	3.07E-74	1.523023	0.741	0.01	5.38E-70	Ciliated	Cldn3
Fbxo36	4.01E-74	1.385262	0.741	0.01	7.03E-70	Ciliated	Fbxo36
Saxo2	6.84E-74	1.390202	0.741	0.004	1.20E-69	Ciliated	Saxo2
Fam216b	7.28E-73	1.200614	0.667	0	1.28E-68	Ciliated	Fam216b
Cxcl17	8.43E-73	1.269764	0.667	0.002	1.48E-68	Ciliated	Cxcl17
Ttc21a	1.21E-72	1.222714	0.667	0	2.13E-68	Ciliated	Ttc21a
AU040972	1.52E-72	1.650261	0.63	0	2.66E-68	Ciliated	AU040972
Fam47e	1.52E-72	1.385906	0.63	0.001	2.66E-68	Ciliated	Fam47e
Clic6	1.52E-72	1.36235	0.63	0.003	2.66E-68	Ciliated	Clic6
Cfap77	1.52E-72	1.32064	0.63	0.002	2.66E-68	Ciliated	Cfap77
1700088E0	9.22E-72	1.703511	0.815	0.005	1.62E-67	Ciliated	1700088E04Rik
Mns1	3.33E-71	1.506466	0.741	0.007	5.84E-67	Ciliated	Mns1
Scnn1a	3.85E-70	1.3742	0.704	0.01	6.76E-66	Ciliated	Scnn1a
Drc1	1.27E-69	1.260554	0.704	0.001	2.23E-65	Ciliated	Drc1
Lypd2	2.83E-68	1.180681	0.63	0.001	4.96E-64	Ciliated	Lypd2
Mt3	2.93E-68	1.758468	0.593	0.001	5.15E-64	Ciliated	Mt3
Tspan1	2.93E-68	1.399383	0.593	0.001	5.15E-64	Ciliated	Tspan1
Lrrc10b	2.93E-68	1.387681	0.593	0.001	5.15E-64	Ciliated	Lrrc10b
1700001C0	2.93E-68	1.265635	0.593	0	5.15E-64	Ciliated	1700001C02Rik
Ccdc113	2.93E-68	1.264985	0.593	0	5.15E-64	Ciliated	Ccdc113

Efcab1	2.93E-68	1.189841	0.593	0.001	5.15E-64	Ciliated	Efcab1
Dnah3	2.93E-68	1.119498	0.593	0	5.15E-64	Ciliated	Dnah3
Rsph4a	2.93E-68	1.096496	0.593	0	5.15E-64	Ciliated	Rsph4a
Spag6l	2.93E-68	1.094227	0.593	0	5.15E-64	Ciliated	Spag6l
Cfap161	2.93E-68	1.07182	0.593	0	5.15E-64	Ciliated	Cfap161
Iqca	2.93E-68	0.978347	0.593	0	5.15E-64	Ciliated	Iqca
Wdr63	2.93E-68	0.961259	0.593	0	5.15E-64	Ciliated	Wdr63
Cfap53	3.51E-68	1.180864	0.63	0.001	6.16E-64	Ciliated	Cfap53
Ctxn1	4.90E-68	1.472318	0.741	0.006	8.60E-64	Ciliated	Ctxn1
Hdc2	5.05E-68	1.923894	0.852	0.024	8.86E-64	Ciliated	Hdc
Nme5	1.84E-65	1.152893	0.667	0.004	3.23E-61	Ciliated	Nme5
Krt18	4.63E-65	1.22738	0.741	0.011	8.14E-61	Ciliated	Krt18
Smkr-ps	6.71E-65	1.00752	0.63	0.008	1.18E-60	Ciliated	Smkr-ps
Ccdc17	3.59E-64	1.597211	0.815	0.01	6.31E-60	Ciliated	Ccdc17
Fam81a	5.48E-64	1.306224	0.556	0	9.61E-60	Ciliated	Fam81a
Gpx2	5.48E-64	1.265744	0.556	0.002	9.61E-60	Ciliated	Gpx2
Cfap206	5.48E-64	1.220089	0.556	0	9.61E-60	Ciliated	Cfap206
Dnah9	5.48E-64	1.142817	0.556	0	9.61E-60	Ciliated	Dnah9
Agr3	5.48E-64	1.118122	0.556	0	9.61E-60	Ciliated	Agr3
9530053A0	5.48E-64	1.093229	0.556	0	9.61E-60	Ciliated	9530053A07Rik
Casc1	5.48E-64	1.069906	0.556	0.002	9.61E-60	Ciliated	Casc1
Spag16	5.48E-64	1.032426	0.556	0	9.61E-60	Ciliated	Spag16
Rsph10b	5.48E-64	1.009383	0.556	0.001	9.61E-60	Ciliated	Rsph10b
Rgs221	5.48E-64	0.930584	0.556	0.001	9.61E-60	Ciliated	Rgs22
Cfap70	5.48E-64	0.917192	0.556	0	9.61E-60	Ciliated	Cfap70
Lrrc74b	5.48E-64	0.904684	0.556	0	9.61E-60	Ciliated	Lrrc74b
Ccdc78	5.48E-64	1.324343	0.593	0.003	9.62E-60	Ciliated	Ccdc78
Ccdc181	4.15E-63	1.724354	0.778	0.028	7.28E-59	Ciliated	Ccdc181
Gnaz	2.89E-62	1.161768	0.667	0.005	5.08E-58	Ciliated	Gnaz
Odf3b	1.60E-61	1.303999	0.63	0.003	2.81E-57	Ciliated	Odf3b
Enkur	2.69E-61	1.098143	0.63	0.007	4.73E-57	Ciliated	Enkur
Myh14	5.87E-61	1.323544	0.63	0.006	1.03E-56	Ciliated	Myh14
Ccdc74a	2.29E-60	0.863989	0.593	0.005	4.01E-56	Ciliated	Ccdc74a
Cyp2b10	3.21E-60	1.055361	0.593	0.003	5.63E-56	Ciliated	Cyp2b10
Cfap69	4.50E-60	1.015811	0.593	0.003	7.90E-56	Ciliated	Cfap69
4833427G0	8.24E-60	0.9729	0.556	0	1.45E-55	Ciliated	4833427G06Rik
Smim5	8.29E-60	2.001293	0.889	0.031	1.46E-55	Ciliated	Smim5
Stk33	8.85E-60	1.154492	0.556	0.001	1.55E-55	Ciliated	Stk33
Gm16006	9.87E-60	1.259213	0.519	0	1.73E-55	Ciliated	Gm16006
Sptssb	9.87E-60	1.052137	0.519	0	1.73E-55	Ciliated	Sptssb
6820408C1	9.87E-60	1.036083	0.519	0.001	1.73E-55	Ciliated	6820408C15Rik
Kcnmb2	9.87E-60	1.010499	0.519	0	1.73E-55	Ciliated	Kcnmb2
Ldlrad1	9.87E-60	0.905197	0.519	0	1.73E-55	Ciliated	Ldlrad1
Ttc9	9.87E-60	0.82562	0.519	0.004	1.73E-55	Ciliated	Ttc9
Cfap100	9.87E-60	0.730431	0.519	0.002	1.73E-55	Ciliated	Cfap100
Cfap54	1.02E-59	1.169791	0.556	0.001	1.79E-55	Ciliated	Cfap54
Trp53bp2	1.17E-59	1.732283	0.889	0.041	2.05E-55	Ciliated	Trp53bp2

Fam166b	1.26E-59	1.048397	0.556	0.001	2.22E-55	Ciliated	Fam166b
Ppil6	1.26E-59	1.01095	0.556	0.003	2.22E-55	Ciliated	Ppil6
Mak	2.55E-59	1.171808	0.667	0.017	4.48E-55	Ciliated	Mak
Rabl2	4.64E-59	1.138499	0.667	0.014	8.14E-55	Ciliated	Rabl2
Cetn4	5.95E-59	1.334886	0.704	0.012	1.04E-54	Ciliated	Cetn4
Fsd1l	8.93E-59	1.095489	0.667	0.016	1.57E-54	Ciliated	Fsd1l
Tmem107	9.96E-59	1.937027	0.926	0.041	1.75E-54	Ciliated	Tmem107
Dusp181	1.04E-58	1.407183	0.704	0.015	1.83E-54	Ciliated	Dusp18
Kif21a	2.13E-58	1.70023	0.741	0.023	3.74E-54	Ciliated	Kif21a
B9d1	1.61E-56	1.067528	0.667	0.025	2.82E-52	Ciliated	B9d1
Nkx2-11	1.70E-56	1.24416	0.667	0.009	2.99E-52	Ciliated	Nkx2-1
Fhdc1	4.00E-56	1.102533	0.556	0.002	7.03E-52	Ciliated	Fhdc1
Pih1d2	4.90E-56	0.900323	0.556	0.003	8.59E-52	Ciliated	Pih1d2
Bbof1	5.24E-56	1.176052	0.556	0.002	9.19E-52	Ciliated	Bbof1
Acsl3	6.54E-56	1.126706	0.704	0.025	1.15E-51	Ciliated	Acsl3
Wdr35	8.97E-56	0.635644	0.519	0.014	1.58E-51	Ciliated	Wdr35
Prr18	1.11E-55	1.069445	0.519	0.001	1.95E-51	Ciliated	Prr18
Arhgef28	1.11E-55	0.771169	0.519	0.004	1.95E-51	Ciliated	Arhgef28
Dnah7b	1.96E-55	0.824471	0.519	0.002	3.44E-51	Ciliated	Dnah7b
Tekt1	2.10E-55	1.097161	0.519	0	3.69E-51	Ciliated	Tekt1
9130230L2	2.14E-54	1.02692	0.593	0.002	3.76E-50	Ciliated	9130230L23Rik
Traf3ip1	2.75E-54	1.781276	0.852	0.021	4.83E-50	Ciliated	Traf3ip1
Wdr66	3.02E-53	1.438315	0.63	0.011	5.31E-49	Ciliated	Wdr66
Spef2	4.02E-53	1.006919	0.556	0.005	7.06E-49	Ciliated	Spef2
Cldn7	6.27E-53	0.976906	0.556	0.006	1.10E-48	Ciliated	Cldn7
Ccpg1os	9.34E-53	1.109671	0.63	0.015	1.64E-48	Ciliated	Ccpg1os
Calml4	9.47E-53	1.711486	0.815	0.037	1.66E-48	Ciliated	Calml4
Spa17	4.11E-52	1.607031	0.704	0.012	7.21E-48	Ciliated	Spa17
Cdh12	5.06E-51	1.318998	0.667	0.028	8.89E-47	Ciliated	Cdh1
1700026L0	1.09E-50	1.171963	0.667	0.011	1.91E-46	Ciliated	1700026L06Rik
Ppp1r14c1	1.26E-50	1.290035	0.741	0.019	2.22E-46	Ciliated	Ppp1r14c
Ccdc180	2.12E-50	1.253749	0.667	0.018	3.72E-46	Ciliated	Ccdc180
Dnaja4	1.02E-49	1.111887	0.667	0.026	1.79E-45	Ciliated	Dnaja4
1110004E0	7.66E-49	1.450671	0.852	0.054	1.34E-44	Ciliated	1110004E09Rik
Cfap45	1.19E-48	0.816573	0.519	0.004	2.08E-44	Ciliated	Cfap45
Wdr60	1.34E-48	1.222831	0.704	0.026	2.35E-44	Ciliated	Wdr60
Lmo71	1.49E-47	1.295266	0.778	0.024	2.62E-43	Ciliated	Lmo7
Bphl	4.76E-47	1.390828	0.741	0.038	8.36E-43	Ciliated	Bphl
Cmtm81	9.01E-47	1.602436	0.704	0.024	1.58E-42	Ciliated	Cmtm8
Nphp1	1.00E-46	1.253412	0.593	0.019	1.76E-42	Ciliated	Nphp1
Prr15l1	3.67E-46	1.125226	0.63	0.009	6.44E-42	Ciliated	Prr15l
Gm1673	4.57E-46	1.658165	0.704	0.033	8.02E-42	Ciliated	Gm1673
Tcea3	6.13E-46	1.716372	0.852	0.061	1.08E-41	Ciliated	Tcea3
Fam84b	1.50E-45	1.193483	0.741	0.029	2.63E-41	Ciliated	Fam84b
Ift88	3.16E-45	0.693521	0.519	0.018	5.55E-41	Ciliated	Ift88
Chchd6	5.38E-45	1.308564	0.63	0.037	9.44E-41	Ciliated	Chchd6
Cystm11	8.16E-45	1.668143	0.741	0.037	1.43E-40	Ciliated	Cystm1

Rsph9	1.20E-44	1.003736	0.556	0.016	2.10E-40	Ciliated	Rsph9
Col8a2	1.41E-44	1.020227	0.556	0.007	2.47E-40	Ciliated	Col8a2
Ank31	7.16E-44	1.062087	0.593	0.011	1.26E-39	Ciliated	Ank3
Cfap43	1.07E-43	1.440814	0.741	0.042	1.88E-39	Ciliated	Cfap43
Fam213a	1.91E-43	1.313748	0.852	0.061	3.35E-39	Ciliated	Fam213a
Wdr78	1.93E-43	1.225828	0.519	0.005	3.39E-39	Ciliated	Wdr78
1700029J0	8.89E-43	1.030402	0.556	0.011	1.56E-38	Ciliated	1700029J07Rik
Fam216a	3.08E-42	1.288942	0.778	0.042	5.41E-38	Ciliated	Fam216a
Dusp141	4.58E-42	1.008876	0.593	0.018	8.04E-38	Ciliated	Dusp14
Lca5	4.71E-42	0.906955	0.63	0.022	8.27E-38	Ciliated	Lca5
Hspa2	8.97E-42	0.887187	0.593	0.019	1.57E-37	Ciliated	Hspa2
1810041H1	1.05E-40	0.894184	0.556	0.013	1.85E-36	Ciliated	1810041H14Rik
Ccdc146	1.16E-40	1.115383	0.593	0.015	2.05E-36	Ciliated	Ccdc146
Ift81	1.02E-39	1.081144	0.63	0.028	1.80E-35	Ciliated	Ift81
Ift172	2.51E-39	1.092186	0.63	0.026	4.41E-35	Ciliated	Ift172
Ift22	4.79E-39	0.973878	0.741	0.038	8.41E-35	Ciliated	Ift22
Hspa4l	6.62E-39	1.753822	0.852	0.071	1.16E-34	Ciliated	Hspa4l
Fhit	1.77E-38	0.942378	0.519	0.008	3.11E-34	Ciliated	Fhit
Aldh3b1	1.89E-37	1.295609	0.741	0.06	3.32E-33	Ciliated	Aldh3b1
Cdc14a	2.67E-37	1.344419	0.667	0.035	4.69E-33	Ciliated	Cdc14a
Prom1	4.27E-37	0.995155	0.556	0.017	7.50E-33	Ciliated	Prom1
Plekhb1	1.02E-36	0.914335	0.519	0.011	1.78E-32	Ciliated	Plekhb1
Cep290	1.07E-36	1.474278	0.704	0.041	1.87E-32	Ciliated	Cep290
Chchd103	1.38E-36	2.639493	1	0.163	2.43E-32	Ciliated	Chchd10
Mycbp	1.80E-36	1.630344	0.815	0.072	3.16E-32	Ciliated	Mycbp
Plcb3	6.39E-35	1.431649	0.704	0.043	1.12E-30	Ciliated	Plcb3
Mipep	8.90E-35	0.700419	0.519	0.026	1.56E-30	Ciliated	Mipep
Pcbd1	1.12E-34	0.805658	0.519	0.015	1.96E-30	Ciliated	Pcbd1
Spint22	1.50E-34	1.900287	0.926	0.113	2.63E-30	Ciliated	Spint2
Enah	3.13E-34	1.084162	0.704	0.046	5.49E-30	Ciliated	Enah
4931406C0	3.64E-34	1.555223	0.741	0.05	6.39E-30	Ciliated	4931406C07Rik
Vpreb32	8.93E-34	1.268792	0.926	0.105	1.57E-29	Ciliated	Vpreb3
Ttll3	2.88E-33	1.097553	0.63	0.028	5.05E-29	Ciliated	Ttll3
Dync2h1	6.37E-33	0.802869	0.519	0.028	1.12E-28	Ciliated	Dync2h1
Ces1d2	9.33E-33	1.425722	0.815	0.069	1.64E-28	Ciliated	Ces1d
2510046G1	5.64E-32	0.89429	0.519	0.025	9.90E-28	Ciliated	2510046G10Rik
Scgb1a11	6.72E-32	3.752845	0.741	0.063	1.18E-27	Ciliated	Scgb1a1
Tm4sf13	1.35E-31	1.585902	0.926	0.099	2.36E-27	Ciliated	Tm4sf1
Elof1	1.88E-31	2.567641	1	0.202	3.30E-27	Ciliated	Elof1
Phtf1	1.12E-30	0.968986	0.667	0.056	1.96E-26	Ciliated	Phtf1
Jag1	1.95E-30	0.960523	0.556	0.031	3.43E-26	Ciliated	Jag1
Akip1	2.05E-30	0.952814	0.667	0.048	3.60E-26	Ciliated	Akip1
Ccdc191	8.37E-30	0.87773	0.593	0.032	1.47E-25	Ciliated	Ccdc191
Casz11	4.85E-29	0.889462	0.704	0.059	8.52E-25	Ciliated	Casz1
Sdc11	8.21E-29	0.674902	0.556	0.027	1.44E-24	Ciliated	Sdc1
Endog	1.42E-28	1.330381	0.667	0.058	2.50E-24	Ciliated	Endog
Map1b	2.08E-28	1.365027	0.704	0.072	3.65E-24	Ciliated	Map1b

Ift74	1.74E-27	0.9278	0.556	0.026	3.06E-23	Ciliated	Ift74
Mcee	2.96E-27	1.463131	0.815	0.11	5.19E-23	Ciliated	Mcee
Msi2	4.45E-27	1.315273	0.815	0.107	7.81E-23	Ciliated	Msi2
Ppp1r16a	6.91E-27	0.928265	0.593	0.041	1.21E-22	Ciliated	Ppp1r16a
Ptprf2	1.03E-26	1.153204	0.63	0.039	1.80E-22	Ciliated	Ptprf
Tppp35	1.35E-26	2.866405	1	0.258	2.37E-22	Ciliated	Tppp3
Cd24a5	1.43E-26	2.393552	1	0.253	2.50E-22	Ciliated	Cd24a
Hsph1	1.74E-26	1.017005	0.63	0.049	3.06E-22	Ciliated	Hsph1
Tubb4b1	1.76E-26	2.038578	0.926	0.172	3.09E-22	Ciliated	Tubb4b
Slc23a2	1.93E-26	1.198155	0.704	0.068	3.39E-22	Ciliated	Slc23a2
Tst	8.36E-26	0.72867	0.519	0.052	1.47E-21	Ciliated	Tst
Tsga10	1.60E-25	0.722114	0.519	0.032	2.81E-21	Ciliated	Tsga10
Tiam1	6.20E-25	0.729772	0.556	0.051	1.09E-20	Ciliated	Tiam1
Ak1	1.31E-24	0.884072	0.556	0.041	2.30E-20	Ciliated	Ak1
Nudt4	2.63E-24	1.45198	0.852	0.13	4.61E-20	Ciliated	Nudt4
Sord	3.82E-24	0.72141	0.519	0.071	6.71E-20	Ciliated	Sord
Gkap1	9.25E-24	0.783094	0.667	0.072	1.62E-19	Ciliated	Gkap1
Dpcd	2.74E-23	1.317781	0.704	0.08	4.82E-19	Ciliated	Dpcd
Hp3	3.71E-23	1.113527	0.556	0.056	6.51E-19	Ciliated	Hp
4933434E2	4.28E-23	1.702939	0.926	0.198	7.51E-19	Ciliated	4933434E20Rik
1110032A0	5.04E-23	1.085405	0.704	0.083	8.85E-19	Ciliated	1110032A03Rik
Ift43	5.40E-23	1.179148	0.667	0.064	9.48E-19	Ciliated	Ift43
Lrrc45	6.26E-23	0.768539	0.556	0.052	1.10E-18	Ciliated	Lrrc45
Cc2d2a	1.11E-22	0.943372	0.556	0.04	1.95E-18	Ciliated	Cc2d2a
Prkci	2.25E-22	0.896921	0.556	0.04	3.94E-18	Ciliated	Prkci
Hes17	8.69E-22	1.931287	0.963	0.203	1.53E-17	Ciliated	Hes1
Cep83	8.94E-22	1.110099	0.667	0.092	1.57E-17	Ciliated	Cep83
Dynlt1c	9.85E-22	1.289809	0.667	0.106	1.73E-17	Ciliated	Dynlt1c
Zc2hc1a	1.07E-21	1.007821	0.63	0.073	1.88E-17	Ciliated	Zc2hc1a
D430042O0	1.38E-21	0.887535	0.63	0.075	2.43E-17	Ciliated	D430042O09Rik
Med31	1.72E-21	1.170092	0.63	0.076	3.03E-17	Ciliated	Med31
Gclc1	3.19E-21	0.857987	0.593	0.075	5.60E-17	Ciliated	Gclc
Nudt14	4.98E-21	0.629017	0.519	0.042	8.75E-17	Ciliated	Nudt14
B230118H0	6.80E-21	0.680299	0.519	0.049	1.19E-16	Ciliated	B230118H07Rik
Pdgfa	7.29E-21	1.136918	0.667	0.073	1.28E-16	Ciliated	Pdgfa
Ldhb	8.04E-21	0.871702	0.519	0.054	1.41E-16	Ciliated	Ldhb
Uhrf1bp1l	1.11E-20	0.713251	0.63	0.078	1.95E-16	Ciliated	Uhrf1bp1l
Rabgap1l	1.56E-20	0.969043	0.852	0.17	2.74E-16	Ciliated	Rabgap1l
Aldh1a12	1.86E-20	1.428469	0.778	0.135	3.26E-16	Ciliated	Aldh1a1
Cpm1	2.53E-20	0.814638	0.519	0.044	4.43E-16	Ciliated	Cpm
Igfbp52	4.38E-20	1.020755	0.778	0.112	7.69E-16	Ciliated	Igfbp5
Alcam2	1.04E-19	1.418769	0.815	0.147	1.83E-15	Ciliated	Alcam
Srsf10	1.17E-19	1.277537	0.889	0.274	2.06E-15	Ciliated	Srsf10
Cetn2	1.39E-19	1.385689	0.852	0.177	2.45E-15	Ciliated	Cetn2
Rfk	1.69E-19	0.94392	0.667	0.116	2.97E-15	Ciliated	Rfk
Smco4	3.20E-19	1.064261	0.704	0.107	5.61E-15	Ciliated	Smco4
Ssbp4	3.55E-19	1.234484	0.852	0.181	6.24E-15	Ciliated	Ssbp4

Prkcz	4.45E-19	0.73369	0.519	0.041	7.81E-15	Ciliated	Prkcz
Dynlt1f	5.17E-19	1.139804	0.704	0.093	9.08E-15	Ciliated	Dynlt1f
Dnajb2	6.09E-19	1.03814	0.704	0.087	1.07E-14	Ciliated	Dnajb2
Trim37	1.06E-18	0.638317	0.519	0.048	1.86E-14	Ciliated	Trim37
Cyp4b11	1.15E-18	0.881116	0.519	0.032	2.02E-14	Ciliated	Cyp4b1
Dalrd3	1.98E-18	1.04765	0.667	0.106	3.47E-14	Ciliated	Dalrd3
Odc1	2.23E-18	1.185115	0.778	0.142	3.92E-14	Ciliated	Odc1
Il18r11	2.35E-18	0.609058	0.556	0.064	4.13E-14	Ciliated	Il18r1
Gde12	3.00E-18	1.137473	0.778	0.143	5.27E-14	Ciliated	Gde1
Mt14	3.44E-18	1.428137	1	0.274	6.03E-14	Ciliated	Mt1
Dnal4	3.65E-18	0.892915	0.593	0.079	6.41E-14	Ciliated	Dnal4
Epcam	4.27E-18	0.761964	0.519	0.057	7.49E-14	Ciliated	Epcam
S100a15	4.35E-18	1.640631	0.963	0.253	7.63E-14	Ciliated	S100a1
Plxnb2	7.90E-18	0.759358	0.63	0.108	1.39E-13	Ciliated	Plxnb2
Cspp1	8.06E-18	1.355724	0.815	0.149	1.41E-13	Ciliated	Cspp1
Cfap20	9.37E-18	0.887501	0.704	0.116	1.65E-13	Ciliated	Cfap20
Tmem106c	9.85E-18	0.660288	0.556	0.068	1.73E-13	Ciliated	Tmem106c
Alas1	1.15E-17	1.062413	0.63	0.075	2.01E-13	Ciliated	Alas1
Chka1	1.18E-17	0.734063	0.593	0.083	2.08E-13	Ciliated	Chka
Hopx1	1.37E-17	0.840332	0.704	0.09	2.40E-13	Ciliated	Hopx
Strbp1	1.59E-17	1.094901	0.667	0.11	2.79E-13	Ciliated	Strbp
Kcnq1ot11	1.62E-17	1.444782	0.926	0.325	2.84E-13	Ciliated	Kcnq1ot1
Pde4d	1.82E-17	0.837295	0.556	0.069	3.19E-13	Ciliated	Pde4d
Lpin21	1.96E-17	0.770997	0.63	0.085	3.45E-13	Ciliated	Lpin2
Cep164	2.80E-17	0.85171	0.63	0.098	4.91E-13	Ciliated	Cep164
Csrp22	2.98E-17	1.00259	0.704	0.129	5.23E-13	Ciliated	Csrp2
Abcd31	3.13E-17	0.747451	0.63	0.089	5.50E-13	Ciliated	Abcd3
Cfap36	4.41E-17	0.871565	0.593	0.079	7.74E-13	Ciliated	Cfap36
Gga1	5.59E-17	0.849029	0.556	0.107	9.81E-13	Ciliated	Gga1
Cby1	5.81E-17	0.769286	0.556	0.061	1.02E-12	Ciliated	Cby1
Ift27	9.74E-17	0.919705	0.593	0.082	1.71E-12	Ciliated	Ift27
Bola1	1.35E-16	0.933481	0.593	0.102	2.37E-12	Ciliated	Bola1
Serf1	1.38E-16	0.844123	0.519	0.083	2.42E-12	Ciliated	Serf1
Cd552	1.62E-16	0.70435	0.741	0.136	2.84E-12	Ciliated	Cd55
Ift46	1.77E-16	0.651065	0.519	0.066	3.10E-12	Ciliated	Ift46
Atp13a32	2.21E-16	0.863369	0.778	0.169	3.89E-12	Ciliated	Atp13a3
Ifi35	2.25E-16	1.172409	0.667	0.121	3.95E-12	Ciliated	Ifi35
Tuba1a7	3.19E-16	1.336172	0.963	0.346	5.59E-12	Ciliated	Tuba1a
Atp1b13	1.02E-15	0.711608	0.556	0.078	1.78E-11	Ciliated	Atp1b1
Tmem50b	1.04E-15	0.982809	0.63	0.091	1.83E-11	Ciliated	Tmem50b
Swt11	3.03E-15	0.978261	0.704	0.145	5.33E-11	Ciliated	Swt1
Dpy30	3.25E-15	1.160945	0.741	0.174	5.71E-11	Ciliated	Dpy30
Tomm72	3.85E-15	1.390863	1	0.597	6.76E-11	Ciliated	Tomm7
Plet11	4.21E-15	0.685533	0.704	0.125	7.40E-11	Ciliated	Plet1
PISD5	4.55E-15	1.669788	0.926	0.453	7.99E-11	Ciliated	PISD
Hsp90aa11	6.81E-15	1.68383	0.889	0.361	1.19E-10	Ciliated	Hsp90aa1
Gm5617	8.30E-15	0.769388	0.593	0.091	1.46E-10	Ciliated	Gm5617

Calm116	1.49E-14	1.26283	1	0.717	2.62E-10	Ciliated	Calm1
Pgrmc11	1.53E-14	1.143405	0.778	0.188	2.68E-10	Ciliated	Pgrmc1
Mt21	1.65E-14	1.000356	0.667	0.106	2.90E-10	Ciliated	Mt2
mt-Nd411	2.05E-14	0.982159	1	0.942	3.60E-10	Ciliated	mt-Nd4
Tpm16	2.19E-14	1.046062	0.852	0.231	3.85E-10	Ciliated	Tpm1
Cdpf1	2.45E-14	0.808685	0.519	0.072	4.31E-10	Ciliated	Cdpf1
Mdm2	2.48E-14	0.718882	0.667	0.124	4.36E-10	Ciliated	Mdm2
Dcxr1	3.00E-14	0.744044	0.519	0.068	5.27E-10	Ciliated	Dcxr
Impad1	3.30E-14	0.503222	0.593	0.113	5.79E-10	Ciliated	Impad1
Tmem181a	3.75E-14	0.697956	0.519	0.071	6.59E-10	Ciliated	Tmem181a
Arl3	5.91E-14	0.813046	0.556	0.096	1.04E-09	Ciliated	Arl3
Arhgap5	6.07E-14	0.908166	0.778	0.162	1.07E-09	Ciliated	Arhgap5
Dgcr6	6.34E-14	0.891868	0.556	0.107	1.11E-09	Ciliated	Dgcr6
Cisd11	7.35E-14	0.751697	0.704	0.166	1.29E-09	Ciliated	Cisd1
Lztfl1	1.24E-13	0.74077	0.667	0.11	2.17E-09	Ciliated	Lztfl1
Mecom2	1.36E-13	0.587958	0.519	0.065	2.40E-09	Ciliated	Mecom
Prdx66	1.37E-13	1.419888	0.926	0.333	2.40E-09	Ciliated	Prdx6
Hes6	1.71E-13	0.766938	0.667	0.114	3.01E-09	Ciliated	Hes6
Cat1	1.96E-13	0.861934	0.704	0.136	3.44E-09	Ciliated	Cat
Akap9	2.35E-13	1.037776	0.778	0.217	4.12E-09	Ciliated	Akap9
Mrps17	2.75E-13	1.248897	0.778	0.195	4.82E-09	Ciliated	Mrps17
Tsc22d17	3.33E-13	1.20632	0.852	0.214	5.84E-09	Ciliated	Tsc22d1
Lasp1	3.59E-13	1.057242	0.815	0.179	6.30E-09	Ciliated	Lasp1
Sdc47	3.96E-13	0.891178	0.889	0.254	6.95E-09	Ciliated	Sdc4
mt-Nd211	6.07E-13	1.116959	1	0.905	1.07E-08	Ciliated	mt-Nd2
1810037I1	7.77E-13	1.138655	0.963	0.393	1.36E-08	Ciliated	1810037I17Rik
Slain2	8.06E-13	0.856643	0.704	0.159	1.41E-08	Ciliated	Slain2
Nebl1	1.23E-12	0.671968	0.667	0.122	2.16E-08	Ciliated	Nebl
Dynll120	1.29E-12	1.46914	0.963	0.648	2.27E-08	Ciliated	Dynll1
Rfc2	1.48E-12	0.875421	0.667	0.14	2.61E-08	Ciliated	Rfc2
Ptges31	1.67E-12	1.310685	0.889	0.38	2.94E-08	Ciliated	Ptges3
Nudc	3.06E-12	1.148955	0.778	0.238	5.38E-08	Ciliated	Nudc
Hspb111	3.80E-12	0.725247	0.556	0.089	6.67E-08	Ciliated	Hspb11
Tctex1d2	3.82E-12	0.659967	0.519	0.074	6.71E-08	Ciliated	Tctex1d2
Aig11	4.32E-12	0.881264	0.63	0.151	7.58E-08	Ciliated	Aig1
Znhit11	4.72E-12	0.962832	0.741	0.209	8.29E-08	Ciliated	Znhit1
Ezr2	4.96E-12	1.036516	0.852	0.302	8.71E-08	Ciliated	Ezr
D1Ertd622	7.55E-12	0.668164	0.63	0.136	1.33E-07	Ciliated	D1Ertd622e
Crip27	7.69E-12	1.403979	0.852	0.278	1.35E-07	Ciliated	Crip2
Chchd27	8.49E-12	0.984645	0.963	0.743	1.49E-07	Ciliated	Chchd2
Setd81	9.55E-12	0.74121	0.593	0.135	1.68E-07	Ciliated	Setd8
Atp8a12	1.29E-11	0.923871	0.519	0.103	2.26E-07	Ciliated	Atp8a1
4930402H2	1.34E-11	0.687275	0.63	0.121	2.36E-07	Ciliated	4930402H24Rik
Ulk2	1.38E-11	0.59891	0.519	0.093	2.43E-07	Ciliated	Ulk2
Wdfy1	1.42E-11	0.444015	0.519	0.095	2.50E-07	Ciliated	Wdfy1
Adss	1.51E-11	0.738611	0.704	0.166	2.65E-07	Ciliated	Adss
Gtf2i	1.84E-11	0.679975	0.667	0.128	3.23E-07	Ciliated	Gtf2i

Psmd9	1.97E-11	0.765174	0.556	0.114	3.46E-07	Ciliated	Psmd9
Spop	2.07E-11	1.122475	0.889	0.373	3.63E-07	Ciliated	Spop
Swi54	3.24E-11	1.403641	0.889	0.368	5.70E-07	Ciliated	Swi5
Cpne3	4.10E-11	0.744159	0.741	0.179	7.20E-07	Ciliated	Cpne3
Mettl7a14	4.19E-11	0.592749	0.889	0.222	7.36E-07	Ciliated	Mettl7a1
Ndufab11	4.79E-11	1.017355	0.815	0.248	8.42E-07	Ciliated	Ndufab1
S100a1118	5.42E-11	1.119794	1	0.651	9.51E-07	Ciliated	S100a11
Gclm	5.73E-11	0.658192	0.593	0.117	1.01E-06	Ciliated	Gclm
Sod11	7.37E-11	1.066711	0.778	0.248	1.29E-06	Ciliated	Sod1
Fkbp4	1.09E-10	0.7743	0.704	0.173	1.91E-06	Ciliated	Fkbp4
Bad	1.50E-10	0.794926	0.556	0.13	2.64E-06	Ciliated	Bad
Gsto1	1.50E-10	0.747435	0.556	0.113	2.64E-06	Ciliated	Gsto1
Hipk3	1.58E-10	0.710311	0.519	0.107	2.77E-06	Ciliated	Hipk3
Arl4a1	2.08E-10	0.602732	0.667	0.144	3.66E-06	Ciliated	Arl4a
Ubc16	2.35E-10	1.130574	1	0.576	4.12E-06	Ciliated	Ubc
Mpc13	2.46E-10	1.175154	0.815	0.35	4.32E-06	Ciliated	Mpc1
Mtus11	3.21E-10	0.47137	0.556	0.114	5.64E-06	Ciliated	Mtus1
Slc25a361	3.78E-10	0.627533	0.667	0.157	6.63E-06	Ciliated	Slc25a36
Dynll2	3.85E-10	0.649338	0.593	0.162	6.75E-06	Ciliated	Dynll2
Ndufaf3	4.00E-10	0.702496	0.519	0.087	7.03E-06	Ciliated	Ndufaf3
Avpi11	4.37E-10	0.607766	0.519	0.094	7.68E-06	Ciliated	Avpi1
mt-Cytb13	5.06E-10	0.801029	1	0.96	8.88E-06	Ciliated	mt-Cytb
Sec14l1	5.11E-10	0.796832	0.593	0.135	8.97E-06	Ciliated	Sec14l1
Gm149641	5.17E-10	0.544868	0.519	0.086	9.08E-06	Ciliated	Gm14964
Net11	5.31E-10	0.826331	0.63	0.142	9.32E-06	Ciliated	Net1
Apoa1bp	5.57E-10	1.000608	0.593	0.131	9.79E-06	Ciliated	Apoa1bp
mt-Nd4l9	5.76E-10	0.95409	0.963	0.545	1.01E-05	Ciliated	mt-Nd4l
Dnajc151	5.79E-10	0.834563	0.63	0.17	1.02E-05	Ciliated	Dnajc15
Insig2	6.14E-10	0.43147	0.556	0.123	1.08E-05	Ciliated	Insig2
Hras	7.07E-10	0.662334	0.519	0.114	1.24E-05	Ciliated	Hras
Atpif17	7.17E-10	1.249085	0.852	0.423	1.26E-05	Ciliated	Atpif1
Por	7.62E-10	0.535991	0.593	0.14	1.34E-05	Ciliated	Por
Map2k3	8.11E-10	0.586087	0.593	0.124	1.42E-05	Ciliated	Map2k3
Hist1h2bc3	8.30E-10	1.101381	0.704	0.207	1.46E-05	Ciliated	Hist1h2bc
Ly6a4	8.50E-10	0.745032	0.778	0.26	1.49E-05	Ciliated	Ly6a
Tsg101	9.00E-10	0.655014	0.63	0.159	1.58E-05	Ciliated	Tsg101
Arap1	1.08E-09	0.357873	0.519	0.119	1.90E-05	Ciliated	Arap1
Ids	1.22E-09	0.715065	0.556	0.118	2.14E-05	Ciliated	Ids
Ubn2	1.40E-09	0.744497	0.741	0.23	2.45E-05	Ciliated	Ubn2
Odf2	1.55E-09	0.754376	0.519	0.101	2.71E-05	Ciliated	Odf2
Polr2j	1.73E-09	0.681705	0.667	0.219	3.03E-05	Ciliated	Polr2j
Pla2g16	2.00E-09	0.726872	0.593	0.137	3.52E-05	Ciliated	Pla2g16
Mgst31	2.10E-09	0.686834	0.519	0.099	3.69E-05	Ciliated	Mgst3
Gng512	2.69E-09	0.782013	1	0.701	4.72E-05	Ciliated	Gng5
Atxn1	3.02E-09	0.635898	0.556	0.121	5.30E-05	Ciliated	Atxn1
Emc61	4.56E-09	1.230779	0.667	0.259	8.01E-05	Ciliated	Emc6
Btf3l41	4.60E-09	0.648599	0.593	0.175	8.07E-05	Ciliated	Btf3l4

Chpt1	4.88E-09	0.649423	0.63	0.176	8.56E-05	Ciliated	Chpt1
Thap3	4.97E-09	0.534192	0.667	0.17	8.72E-05	Ciliated	Thap3
Bri39	5.20E-09	1.075553	0.852	0.482	9.13E-05	Ciliated	Bri3
Dhrs33	6.09E-09	0.640639	0.667	0.205	0.000107	Ciliated	Dhrs3
Hint21	7.00E-09	0.559091	0.593	0.142	0.000123	Ciliated	Hint2
Arfgef1	7.50E-09	0.603133	0.593	0.167	0.000132	Ciliated	Arfgef1
Hipk1	7.77E-09	0.932731	0.704	0.222	0.000136	Ciliated	Hipk1
Cox141	7.90E-09	0.897869	0.852	0.359	0.000139	Ciliated	Cox14
Polr2i	8.51E-09	0.691178	0.667	0.209	0.000149	Ciliated	Polr2i
Dstn11	8.65E-09	0.888615	0.926	0.481	0.000152	Ciliated	Dstn
Rpn2	9.87E-09	0.864344	0.741	0.252	0.000173	Ciliated	Rpn2
Id13	1.36E-08	0.989342	0.519	0.115	0.000239	Ciliated	Id1
H3f3b9	1.44E-08	0.797256	1	0.908	0.000252	Ciliated	H3f3b
Dtx3	1.47E-08	0.440358	0.519	0.131	0.000258	Ciliated	Dtx3
1500011K1	1.50E-08	0.469541	0.519	0.162	0.000264	Ciliated	1500011K16Rik
Hadh	1.61E-08	0.666086	0.519	0.141	0.000283	Ciliated	Hadh
Map1lc3a7	1.97E-08	0.655246	0.815	0.301	0.000346	Ciliated	Map1lc3a
Fam177a	2.11E-08	0.741714	0.593	0.188	0.00037	Ciliated	Fam177a
Sdhd	2.23E-08	0.544915	0.667	0.18	0.000392	Ciliated	Sdhd
Tns33	2.28E-08	0.592062	0.593	0.184	0.000401	Ciliated	Tns3
Pam16	2.30E-08	0.667601	0.556	0.14	0.000403	Ciliated	Pam16
Ptma15	2.74E-08	0.734613	1	0.942	0.000481	Ciliated	Ptma
Bag13	3.41E-08	0.867691	0.778	0.339	0.000598	Ciliated	Bag1
Emb6	3.42E-08	0.320606	0.63	0.169	0.000601	Ciliated	Emb
Nupr17	4.01E-08	0.932425	0.778	0.272	0.000705	Ciliated	Nupr1
Ndufc23	4.17E-08	0.756371	0.815	0.303	0.000732	Ciliated	Ndufc2
Gstm18	5.39E-08	0.933822	0.815	0.367	0.000946	Ciliated	Gstm1
Arhgef123	5.76E-08	0.530238	0.593	0.145	0.001011	Ciliated	Arhgef12
Lsm7	5.90E-08	0.412149	0.556	0.124	0.001035	Ciliated	Lsm7
Usmg5	6.10E-08	0.834699	0.889	0.439	0.001071	Ciliated	Usmg5
Pcmt1	6.10E-08	0.349639	0.593	0.19	0.001071	Ciliated	Pcmt1
Paip22	6.42E-08	0.914734	0.852	0.422	0.001128	Ciliated	Paip2
Pttg1	6.53E-08	0.693329	0.63	0.166	0.001147	Ciliated	Pttg1
Golgb11	6.80E-08	0.591413	0.741	0.293	0.001193	Ciliated	Golgb1
Runx12	7.28E-08	0.56158	0.667	0.209	0.001279	Ciliated	Runx1
Timm8b	9.34E-08	0.642085	0.704	0.216	0.001641	Ciliated	Timm8b
Pcbd2	9.45E-08	0.614548	0.593	0.166	0.001659	Ciliated	Pcbd2
Atp1a13	9.91E-08	0.759543	0.667	0.218	0.001739	Ciliated	Atp1a1
Tusc3	1.04E-07	0.786331	0.519	0.138	0.001826	Ciliated	Tusc3
Sms	1.13E-07	0.626455	0.593	0.167	0.00198	Ciliated	Sms
Hsbp13	1.24E-07	0.827011	0.852	0.38	0.002182	Ciliated	Hsbp1
Alkbh5	1.38E-07	0.698841	0.667	0.216	0.002417	Ciliated	Alkbh5
Crim13	1.40E-07	0.55979	0.519	0.103	0.002461	Ciliated	Crim1
Emp25	1.41E-07	0.459049	0.63	0.179	0.002474	Ciliated	Emp2
mt-Co111	1.53E-07	0.549113	1	0.992	0.002684	Ciliated	mt-Co1
Azin11	1.57E-07	0.713223	0.593	0.139	0.002753	Ciliated	Azin1
Arf3	1.60E-07	0.464783	0.519	0.177	0.002804	Ciliated	Arf3

Ywhae5	1.62E-07	0.727308	0.852	0.487	0.002844	Ciliated	Ywhae
Cbx11	1.92E-07	0.618917	0.741	0.282	0.003363	Ciliated	Cbx1
Ift201	2.02E-07	0.961262	0.704	0.281	0.003552	Ciliated	Ift20
Shfm110	2.14E-07	0.827707	0.926	0.708	0.003764	Ciliated	Shfm1
Rrp1	2.25E-07	0.519925	0.593	0.191	0.003952	Ciliated	Rrp1
Nav2	2.49E-07	0.685936	0.519	0.116	0.004371	Ciliated	Nav2
Pltp1	2.57E-07	0.351794	0.556	0.142	0.004509	Ciliated	Pltp
Pebp12	2.68E-07	0.876615	0.815	0.383	0.004713	Ciliated	Pebp1
Etf1	2.86E-07	0.432636	0.556	0.171	0.005013	Ciliated	Etf1
Etfa	2.87E-07	0.658703	0.593	0.183	0.005036	Ciliated	Etfa
Mid1ip11	3.02E-07	0.848416	0.63	0.173	0.005306	Ciliated	Mid1ip1
Skp1a1	3.34E-07	0.810895	0.63	0.196	0.005866	Ciliated	Skp1a
Suds3	3.63E-07	0.355122	0.519	0.174	0.006369	Ciliated	Suds3
Cnp3	3.73E-07	0.343964	0.63	0.17	0.006549	Ciliated	Cnp
Upf3b	3.77E-07	0.4992	0.556	0.168	0.006622	Ciliated	Upf3b
Higd2a	3.86E-07	0.523062	0.778	0.296	0.006772	Ciliated	Higd2a
mt-Nd38	3.88E-07	0.724629	0.889	0.636	0.006814	Ciliated	mt-Nd3
Qsox1	3.99E-07	0.440832	0.519	0.123	0.007006	Ciliated	Qsox1
Sod2	4.03E-07	0.484399	0.556	0.191	0.007079	Ciliated	Sod2
Amfr	4.18E-07	0.415409	0.593	0.183	0.007334	Ciliated	Amfr
Dnajb1	4.35E-07	0.520486	0.519	0.127	0.007642	Ciliated	Dnajb1
Gcc21	4.93E-07	0.375351	0.593	0.166	0.008646	Ciliated	Gcc2
Vdac3	5.04E-07	0.428253	0.593	0.207	0.00885	Ciliated	Vdac3
Hibadh	5.32E-07	0.601066	0.519	0.131	0.009342	Ciliated	Hibadh
Ino80b	5.49E-07	0.668985	0.519	0.138	0.009644	Ciliated	Ino80b
Vapa1	5.65E-07	0.800619	0.815	0.363	0.009927	Ciliated	Vapa
Scand12	7.94E-07	0.629299	0.815	0.404	0.013933	Ciliated	Scand1
Morf4l21	8.15E-07	0.724167	0.667	0.255	0.014309	Ciliated	Morf4l2
Gns2	9.04E-07	0.500395	0.63	0.219	0.015864	Ciliated	Gns
Polr2k	9.41E-07	0.493061	0.741	0.266	0.016527	Ciliated	Polr2k
Rps27l13	9.88E-07	0.795647	0.889	0.552	0.01735	Ciliated	Rps27l
Ndufa410	1.04E-06	0.577679	1	0.557	0.018279	Ciliated	Ndufa4
Lrrfip2	1.10E-06	0.38944	0.519	0.171	0.019274	Ciliated	Lrrfip2
Vimp	1.15E-06	0.779189	0.667	0.29	0.020164	Ciliated	Vimp
Polr2l1	1.27E-06	0.5284	0.741	0.295	0.022328	Ciliated	Polr2l
B230219D2	1.47E-06	0.519255	0.741	0.279	0.025793	Ciliated	B230219D22Rik
mt-Nd55	1.50E-06	0.767141	0.889	0.621	0.026401	Ciliated	mt-Nd5
Gm101162	1.53E-06	0.536904	0.889	0.514	0.026859	Ciliated	Gm10116
Pdcd6	1.81E-06	0.748349	0.593	0.213	0.031827	Ciliated	Pdcd6
Uqcrq5	1.82E-06	0.664901	0.963	0.495	0.032038	Ciliated	Uqcrq
Phf20l1	1.93E-06	0.430552	0.593	0.197	0.033969	Ciliated	Phf20l1
Prdx56	2.02E-06	0.727843	0.852	0.452	0.035475	Ciliated	Prdx5
Cyb5a4	2.05E-06	0.847538	0.852	0.414	0.035969	Ciliated	Cyb5a
Hmgn17	2.41E-06	0.681381	0.889	0.457	0.042397	Ciliated	Hmgn1
Lage3	2.56E-06	0.379011	0.556	0.155	0.04503	Ciliated	Lage3
Eif4g3	3.14E-06	0.458296	0.556	0.206	0.055135	Ciliated	Eif4g3
Cox6c10	3.16E-06	0.652233	0.926	0.73	0.055503	Ciliated	Cox6c

Fos20	3.25E-06	0.640888	0.963	0.565	0.057129	Ciliated	Fos
Zcrb11	3.30E-06	0.53786	0.741	0.278	0.058013	Ciliated	Zcrb1
Higd1a1	3.40E-06	0.377836	0.593	0.221	0.059732	Ciliated	Higd1a
Etnk1	3.73E-06	0.386556	0.556	0.187	0.06543	Ciliated	Etnk1
Ptov11	3.77E-06	0.495305	0.519	0.163	0.066101	Ciliated	Ptov1
Oaz25	3.79E-06	0.492913	0.704	0.236	0.066611	Ciliated	Oaz2
Snapin	3.98E-06	0.483219	0.519	0.176	0.069954	Ciliated	Snapin
Rnps1	3.99E-06	0.35954	0.519	0.157	0.070083	Ciliated	Rnps1
Ech1	4.80E-06	0.521653	0.593	0.193	0.084235	Ciliated	Ech1
Ier221	7.20E-06	0.645784	0.926	0.56	0.126334	Ciliated	Ier2
Herpud12	8.35E-06	0.398673	0.704	0.226	0.146602	Ciliated	Herpud1
Timm131	8.91E-06	0.684219	0.815	0.397	0.156477	Ciliated	Timm13
Ptbp1	8.95E-06	0.435869	0.556	0.163	0.157132	Ciliated	Ptbp1
5031425E2	1.01E-05	0.414072	0.593	0.164	0.17715	Ciliated	5031425E22Rik
Cyb5r32	1.04E-05	0.373481	0.63	0.236	0.182787	Ciliated	Cyb5r3
Rpl4115	1.07E-05	0.38991	1	0.992	0.188505	Ciliated	Rpl41
Vamp85	1.12E-05	0.653078	0.815	0.399	0.196042	Ciliated	Vamp8
Ktn1	1.17E-05	0.495891	0.667	0.263	0.205445	Ciliated	Ktn1
mt-Co28	1.21E-05	0.366395	1	0.979	0.211748	Ciliated	mt-Co2
mt-Nd19	1.35E-05	0.471212	1	0.969	0.236889	Ciliated	mt-Nd1
Tnks2	1.43E-05	0.433798	0.556	0.163	0.25153	Ciliated	Tnks2
Cdkn1a4	1.43E-05	0.317992	0.667	0.25	0.251848	Ciliated	Cdkn1a
Bbip1	1.45E-05	0.424838	0.519	0.164	0.253831	Ciliated	Bbip1
Cdc42ep32	1.45E-05	0.637626	0.667	0.261	0.255434	Ciliated	Cdc42ep3
Wls2	1.49E-05	0.291303	0.593	0.192	0.261839	Ciliated	Wls
Commd6	1.53E-05	0.325877	0.556	0.176	0.26912	Ciliated	Commd6
Gm100761	1.54E-05	0.634121	1	0.823	0.270275	Ciliated	Gm10076
Uqcr1114	1.61E-05	0.627767	0.852	0.51	0.282554	Ciliated	Uqcr11
Pfdn1	1.63E-05	0.420867	0.63	0.231	0.286474	Ciliated	Pfdn1
Ctnnb13	1.73E-05	0.614566	0.704	0.282	0.303765	Ciliated	Ctnnb1
Rnf5	1.79E-05	0.686099	0.519	0.142	0.313476	Ciliated	Rnf5
Fth124	1.83E-05	0.353907	1	0.963	0.32061	Ciliated	Fth1
Tuba1b4	2.00E-05	0.669698	0.778	0.415	0.351895	Ciliated	Tuba1b
Ctnna11	2.08E-05	0.501638	0.556	0.187	0.365057	Ciliated	Ctnna1
Pkig3	2.20E-05	0.596351	0.704	0.281	0.386032	Ciliated	Pkig
Srp191	2.20E-05	0.385398	0.63	0.25	0.386393	Ciliated	Srp19
Pcm1	2.22E-05	0.659197	0.556	0.209	0.389199	Ciliated	Pcm1
Actn11	2.47E-05	0.356784	0.519	0.175	0.433186	Ciliated	Actn1
Mrpl335	2.50E-05	0.575377	0.852	0.461	0.438365	Ciliated	Mrpl33
Smim11	2.53E-05	0.322873	0.704	0.286	0.443857	Ciliated	Smim11
Chmp5	2.58E-05	0.600883	0.63	0.228	0.452285	Ciliated	Chmp5
Anxa27	2.71E-05	0.462788	0.852	0.389	0.475707	Ciliated	Anxa2
Hmg20b	2.76E-05	0.398861	0.593	0.215	0.485147	Ciliated	Hmg20b
Thoc71	2.80E-05	0.623999	0.667	0.228	0.491984	Ciliated	Thoc7
mt-Co310	2.82E-05	0.415316	1	0.991	0.494772	Ciliated	mt-Co3
Cbx33	2.82E-05	0.629329	0.889	0.394	0.495571	Ciliated	Cbx3
Siva11	3.80E-05	0.364502	0.519	0.193	0.667599	Ciliated	Siva1

Coa3	4.33E-05	0.334417	0.63	0.246	0.760293	Ciliated	Coa3
Tulp41	4.69E-05	0.286346	0.556	0.173	0.823967	Ciliated	Tulp4
Tbca2	4.78E-05	0.530661	0.926	0.471	0.839754	Ciliated	Tbca
Usp50	4.91E-05	0.423166	0.556	0.221	0.861438	Ciliated	Usp50
Mlec	5.08E-05	0.282762	0.519	0.162	0.891652	Ciliated	Mlec
Jun-11	5.12E-05	0.493644	0.889	0.459	0.898832	Ciliated	Jun
Eif4g27	6.61E-05	0.4638	0.852	0.536	1	Ciliated	Eif4g2
Mprip3	6.66E-05	0.517498	0.593	0.222	1	Ciliated	Mprip
9530068E0	7.09E-05	0.385956	0.556	0.192	1	Ciliated	9530068E07Rik
Usp34	7.37E-05	0.469952	0.556	0.215	1	Ciliated	Usp34
Irf2bpl	7.74E-05	0.419927	0.593	0.211	1	Ciliated	Irf2bpl
Gabarapl14	8.38E-05	0.286867	0.667	0.236	1	Ciliated	Gabarapl1
Ndufa121	8.41E-05	0.582654	0.519	0.213	1	Ciliated	Ndufa12
Eif1a	8.48E-05	0.334808	0.519	0.169	1	Ciliated	Eif1a
Hdlbp	8.77E-05	0.380332	0.519	0.208	1	Ciliated	Hdlbp
Ier52	8.78E-05	0.487122	0.778	0.341	1	Ciliated	Ier5
Ctsh6	9.29E-05	0.346875	0.667	0.266	1	Ciliated	Ctsh
Atp6v1g17	0.000101	0.527732	0.852	0.492	1	Ciliated	Atp6v1g1
Stag2	0.000101	0.433022	0.667	0.253	1	Ciliated	Stag2
Churc11	0.000102	0.413027	0.667	0.29	1	Ciliated	Churc1
Cib1	0.000103	0.42381	0.519	0.152	1	Ciliated	Cib1
Ube2r21	0.000103	0.647435	0.593	0.249	1	Ciliated	Ube2r2
Ndufc11	0.00011	0.559394	0.704	0.337	1	Ciliated	Ndufc1
Txn18	0.000111	0.470204	0.815	0.496	1	Ciliated	Txn1
Eif15	0.000114	0.509012	1	0.932	1	Ciliated	Eif1
Klf63	0.000119	0.706042	0.778	0.451	1	Ciliated	Klf6
Hspd1	0.000127	0.587919	0.519	0.199	1	Ciliated	Hspd1
Wnk12	0.000136	0.473172	0.741	0.347	1	Ciliated	Wnk1
Dbi6	0.000138	0.518318	0.704	0.373	1	Ciliated	Dbi
Hectd1	0.000143	0.313775	0.556	0.22	1	Ciliated	Hectd1
Snrnp27	0.000146	0.363582	0.667	0.266	1	Ciliated	Snrnp27
Ndufb3	0.000148	0.435274	0.704	0.293	1	Ciliated	Ndufb3
Nfe2l22	0.00015	0.313923	0.519	0.222	1	Ciliated	Nfe2l2
Smdt18	0.000155	0.519847	0.852	0.519	1	Ciliated	Smdt1
Cd823	0.000159	0.275331	0.519	0.213	1	Ciliated	Cd82
Spcs1	0.000162	0.588251	0.704	0.347	1	Ciliated	Spcs1
Ndufa76	0.000173	0.63524	0.815	0.533	1	Ciliated	Ndufa7
Erh2	0.000173	0.549505	0.741	0.345	1	Ciliated	Erh
Gtf2h5	0.000173	0.411074	0.593	0.266	1	Ciliated	Gtf2h5
Ilkap	0.000182	0.265817	0.519	0.189	1	Ciliated	Ilkap
Uqcc2	0.000184	0.379651	0.593	0.262	1	Ciliated	Uqcc2
Wbp11	0.00019	0.588347	0.63	0.235	1	Ciliated	Wbp11
Larp4b2	0.000191	0.358894	0.593	0.225	1	Ciliated	Larp4b
mt-Atp82	0.000203	0.813309	0.741	0.469	1	Ciliated	mt-Atp8
Hnrnpa01	0.000236	0.411594	0.556	0.217	1	Ciliated	Hnrnpa0
Purb	0.000265	0.44342	0.593	0.226	1	Ciliated	Purb
Atp5j6	0.000278	0.54737	0.852	0.584	1	Ciliated	Atp5j

Wbp55	0.000288	0.3434	0.556	0.258	1	Ciliated	Wbp5
Gabarapl24	0.000291	0.441724	0.815	0.382	1	Ciliated	Gabarapl2
Ddx171	0.000298	0.434764	0.63	0.273	1	Ciliated	Ddx17
Ube2n	0.000302	0.402779	0.593	0.247	1	Ciliated	Ube2n
Iqgap119	0.000309	0.473161	0.889	0.523	1	Ciliated	Iqgap1
Gm21092	0.000332	0.265918	0.593	0.229	1	Ciliated	Gm21092
BC031181	0.000336	0.400902	0.593	0.277	1	Ciliated	BC031181
Hmgb115	0.000343	0.46588	0.963	0.738	1	Ciliated	Hmgb1
Fam174a3	0.000354	0.500116	0.63	0.313	1	Ciliated	Fam174a
Iscu2	0.000357	0.353066	0.741	0.348	1	Ciliated	Iscu
Ndufb2	0.000363	0.430547	0.556	0.269	1	Ciliated	Ndufb2
Pdcd51	0.000385	0.428354	0.741	0.341	1	Ciliated	Pdcd5
Selt1	0.000389	0.282924	0.704	0.31	1	Ciliated	Selt
Tardbp	0.000402	0.328684	0.556	0.21	1	Ciliated	Tardbp
Arl2bp1	0.000411	0.424211	0.556	0.204	1	Ciliated	Arl2bp
Bsg7	0.000418	0.483202	0.815	0.443	1	Ciliated	Bsg
Cetn3	0.000433	0.474396	0.519	0.23	1	Ciliated	Cetn3
Gtf2a2	0.00044	0.546511	0.667	0.273	1	Ciliated	Gtf2a2
Cab39	0.000441	0.331646	0.556	0.198	1	Ciliated	Cab39
Ddx6	0.000447	0.350891	0.593	0.259	1	Ciliated	Ddx6
Pfdn2	0.000448	0.369701	0.704	0.3	1	Ciliated	Pfdn2
Ube2e1	0.000454	0.521189	0.593	0.232	1	Ciliated	Ube2e1
Rab181	0.000463	0.448281	0.593	0.272	1	Ciliated	Rab18
Sbno1	0.000471	0.314122	0.556	0.233	1	Ciliated	Sbno1
Bola31	0.000475	0.274995	0.556	0.225	1	Ciliated	Bola3
Smim7	0.000491	0.425303	0.519	0.2	1	Ciliated	Smim7
Nedd83	0.000507	0.622849	0.778	0.492	1	Ciliated	Nedd8
Vcp1	0.000523	0.312508	0.704	0.315	1	Ciliated	Vcp
Gpx415	0.000547	0.554019	0.852	0.618	1	Ciliated	Gpx4
Ndufb93	0.000559	0.351098	0.778	0.419	1	Ciliated	Ndufb9
Fip1l1	0.000569	0.300755	0.519	0.18	1	Ciliated	Fip1l1
Mrpl571	0.000576	0.328383	0.63	0.254	1	Ciliated	Mrpl57
Anapc111	0.000577	0.367215	0.667	0.337	1	Ciliated	Anapc11
Trappc2l	0.000578	0.264148	0.519	0.219	1	Ciliated	Trappc2l
Mar-05	0.000578	0.255775	0.519	0.194	1	Ciliated	Mar-05
1810043H0	0.000585	0.380844	0.593	0.251	1	Ciliated	1810043H04Rik
Nfe2l11	0.000586	0.437187	0.519	0.212	1	Ciliated	Nfe2l1
Ndufs6	0.000612	0.322479	0.667	0.34	1	Ciliated	Ndufs6
Ube2b3	0.000627	0.516957	0.704	0.413	1	Ciliated	Ube2b
Nek7	0.000633	0.334802	0.519	0.216	1	Ciliated	Nek7
Cebpg2	0.000682	0.352116	0.519	0.205	1	Ciliated	Cebpg
Ptms14	0.000704	0.397214	0.852	0.486	1	Ciliated	Ptms
Cycs3	0.000744	0.327929	0.704	0.319	1	Ciliated	Cycs
Ogdh	0.000835	0.262815	0.519	0.229	1	Ciliated	Ogdh
Sf3b2	0.000837	0.435913	0.704	0.338	1	Ciliated	Sf3b2
Pigp	0.000844	0.379277	0.556	0.226	1	Ciliated	Pigp
Neat117	0.000874	0.411843	0.778	0.52	1	Ciliated	Neat1

Txnip14	0.000962	0.434903	0.852	0.542	1	Ciliated	Txnip
Ppp1cb	0.000963	0.408591	0.63	0.29	1	Ciliated	Ppp1cb
Anxa15	0.000976	0.353273	0.593	0.258	1	Ciliated	Anxa1
Srsf6	0.00099	0.344819	0.667	0.282	1	Ciliated	Srsf6
H2afz20	0.001044	0.31596	0.889	0.6	1	Ciliated	H2afz
Cnpy22	0.001082	0.272281	0.63	0.262	1	Ciliated	Cnpy2
Ankrd442	0.001103	0.356986	0.704	0.334	1	Ciliated	Ankrd44
Wapl	0.001133	0.475245	0.519	0.203	1	Ciliated	Wapl
BC0055374	0.001215	0.414849	0.63	0.336	1	Ciliated	BC005537
Pet100	0.001241	0.289781	0.593	0.282	1	Ciliated	Pet100
Chmp31	0.001263	0.315491	0.593	0.286	1	Ciliated	Chmp3
Mgst18	0.00128	0.296218	0.667	0.337	1	Ciliated	Mgst1
Arhgef2	0.001287	0.28955	0.519	0.2	1	Ciliated	Arhgef2
Aplp27	0.001367	0.491523	0.704	0.35	1	Ciliated	Aplp2
Prpf4b	0.001397	0.282941	0.704	0.373	1	Ciliated	Prpf4b
Mrpl54	0.001401	0.575098	0.519	0.236	1	Ciliated	Mrpl54
Mien11	0.001445	0.365394	0.593	0.256	1	Ciliated	Mien1
Prdx14	0.001498	0.330443	0.778	0.482	1	Ciliated	Prdx1
Cfl21	0.001593	0.435175	0.519	0.198	1	Ciliated	Cfl2
Ube2k	0.00165	0.26481	0.556	0.255	1	Ciliated	Ube2k
Chd41	0.001668	0.259403	0.593	0.339	1	Ciliated	Chd4
Ddx511	0.001815	0.334207	0.926	0.856	1	Ciliated	Ddx5
Ndufa8	0.001839	0.364746	0.593	0.259	1	Ciliated	Ndufa8
Hspa54	0.001892	0.314727	0.741	0.408	1	Ciliated	Hspa5
Papola	0.002038	0.351219	0.63	0.31	1	Ciliated	Papola
mt-Atp610	0.002146	0.364606	1	0.994	1	Ciliated	mt-Atp6
Ndufa14	0.002149	0.389926	0.778	0.402	1	Ciliated	Ndufa1
Polr2f1	0.002384	0.401662	0.519	0.257	1	Ciliated	Polr2f
Fkbp8	0.002465	0.352903	0.593	0.307	1	Ciliated	Fkbp8
Taf6l	0.002644	0.298327	0.519	0.224	1	Ciliated	Taf6l
Ywhaz3	0.002688	0.336814	0.778	0.459	1	Ciliated	Ywhaz
Wdr26	0.002736	0.317536	0.519	0.242	1	Ciliated	Wdr26
Pura2	0.00279	0.404544	0.593	0.296	1	Ciliated	Pura
Cox8a7	0.002824	0.37898	0.926	0.779	1	Ciliated	Cox8a
Gsk3b1	0.002966	0.340388	0.704	0.358	1	Ciliated	Gsk3b
Top2b1	0.002977	0.323221	0.519	0.236	1	Ciliated	Top2b
Cfdp1	0.003104	0.358894	0.63	0.27	1	Ciliated	Cfdp1
Csnk1a13	0.003159	0.315084	0.778	0.466	1	Ciliated	Csnk1a1
Pcbp24	0.003183	0.40195	0.778	0.526	1	Ciliated	Pcbp2
Set3	0.003213	0.305187	0.815	0.423	1	Ciliated	Set
Ubald23	0.003447	0.265871	0.63	0.3	1	Ciliated	Ubald2
Gm6483	0.003469	0.327806	0.593	0.271	1	Ciliated	Gm6483
Cript	0.003528	0.351037	0.556	0.275	1	Ciliated	Cript
Rnf10	0.003584	0.303055	0.63	0.293	1	Ciliated	Rnf10
Hint18	0.003836	0.350752	0.889	0.636	1	Ciliated	Hint1
Tmem2432	0.004447	0.277182	0.556	0.238	1	Ciliated	Tmem243
Mrpl512	0.004881	0.399814	0.519	0.215	1	Ciliated	Mrpl51

Trmt112	0.004908	0.275003	0.63	0.337	1	Ciliated	Trmt112
Gm424182	0.005255	0.369291	0.741	0.418	1	Ciliated	Gm42418
Pomp3	0.005583	0.333348	0.741	0.384	1	Ciliated	Pomp
Lamtor42	0.005703	0.372225	0.519	0.27	1	Ciliated	Lamtor4
Lamtor21	0.005965	0.491125	0.667	0.382	1	Ciliated	Lamtor2
Eif3c1	0.00606	0.323998	0.556	0.29	1	Ciliated	Eif3c
Sri	0.006145	0.361347	0.741	0.389	1	Ciliated	Sri
Cdv31	0.006337	0.274475	0.556	0.28	1	Ciliated	Cdv3
Atp5e8	0.006345	0.485056	0.926	0.755	1	Ciliated	Atp5e
Comt5	0.006544	0.251165	0.593	0.32	1	Ciliated	Comt
Ubl55	0.007272	0.262128	0.852	0.577	1	Ciliated	Ubl5
Myeov22	0.007626	0.381228	0.741	0.463	1	Ciliated	Myeov2
Mrps331	0.007821	0.543368	0.556	0.283	1	Ciliated	Mrps33
Mxd42	0.008383	0.466702	0.593	0.33	1	Ciliated	Mxd4
Smpdl3a3	0.008667	0.292531	0.556	0.247	1	Ciliated	Smpdl3a
Minos15	0.008725	0.406137	0.704	0.474	1	Ciliated	Minos1
Calm32	0.008887	0.387899	0.667	0.396	1	Ciliated	Calm3
Hnrnpc1	0.009123	0.289802	0.593	0.299	1	Ciliated	Hnrnpc
Pum1	0.00927	0.262186	0.519	0.241	1	Ciliated	Pum1
Ythdc1	0.009407	0.293385	0.556	0.288	1	Ciliated	Ythdc1
Ndufa24	0.009495	0.265516	0.889	0.629	1	Ciliated	Ndufa2
Sec61b6	0.0097	0.262622	0.889	0.612	1	Ciliated	Sec61b
Atp5g33	0.009808	0.263618	0.704	0.389	1	Ciliated	Atp5g3
Prg4	1.65E-102	3.274205	1	0.003	2.89E-98	Megakaryo	Prg4
Alox15	4.62E-100	2.390525	0.87	0.003	8.12E-96	Megakaryo	Alox15
Saa3	4.41E-85	3.392153	0.783	0.003	7.74E-81	Megakaryo	Saa3
Msr1	1.04E-75	1.268525	0.739	0.027	1.83E-71	Megakaryo	Msr1
C1qc1	3.28E-69	2.620322	1	0.03	5.76E-65	Megakaryo	C1qc
C1qb2	2.82E-68	2.442906	1	0.036	4.94E-64	Megakaryo	C1qb
Serpinb2	1.23E-67	1.544667	0.783	0.017	2.16E-63	Megakaryo	Serpinb2
Padi4	3.18E-67	1.496472	0.783	0.016	5.59E-63	Megakaryo	Padi4
F5	1.16E-66	1.434001	0.696	0.005	2.03E-62	Megakaryo	F5
Ednrb1	4.23E-66	1.873242	0.913	0.035	7.43E-62	Megakaryo	Ednrb
Fcna	4.61E-66	1.422852	0.652	0.002	8.10E-62	Megakaryo	Fcna
Cxcl13	4.83E-65	2.53832	0.739	0.009	8.47E-61	Megakaryo	Cxcl13
Pf41	2.20E-62	3.534569	1	0.026	3.87E-58	Megakaryo	Pf4
C1qa1	1.74E-57	2.308789	0.87	0.03	3.06E-53	Megakaryo	C1qa
Selp	3.30E-56	1.19141	0.565	0.002	5.80E-52	Megakaryo	Selp
Ccl24	6.89E-55	1.203635	0.522	0.002	1.21E-50	Megakaryo	Ccl24
Itgam	1.54E-47	1.964381	0.913	0.056	2.71E-43	Megakaryo	Itgam
Lyz1	5.73E-42	1.735233	0.783	0.052	1.01E-37	Megakaryo	Lyz1
Emilin21	7.04E-39	1.902372	0.87	0.075	1.24E-34	Megakaryo	Emilin2
Prtn3	1.00E-37	1.584529	0.522	0.015	1.76E-33	Megakaryo	Prtn3
Mafb1	3.19E-37	1.480459	0.826	0.066	5.61E-33	Megakaryo	Mafb
Wfdc173	1.33E-35	2.827299	0.957	0.109	2.33E-31	Megakaryo	Wfdc17
Cfp	1.15E-34	2.040154	0.87	0.071	2.02E-30	Megakaryo	Cfp
Clec4d1	6.03E-34	0.987367	0.609	0.033	1.06E-29	Megakaryo	Clec4d

Cxcl2	5.39E-30	1.130203	0.565	0.032	9.47E-26	Megakaryo Cxcl2
Flnb	8.74E-29	1.041105	0.652	0.037	1.53E-24	Megakaryo Flnb
Ltc4s2	1.69E-28	1.603963	0.913	0.11	2.97E-24	Megakaryo Ltc4s
Slpi2	2.54E-28	4.26241	1	0.161	4.45E-24	Megakaryo Slpi
Itga6	3.21E-27	1.676466	0.783	0.054	5.63E-23	Megakaryo Itga6
Cd142	4.47E-27	1.495793	0.739	0.093	7.85E-23	Megakaryo Cd14
Calml41	1.74E-26	0.892329	0.565	0.038	3.05E-22	Megakaryo Calml4
C4b2	3.34E-25	1.68182	0.87	0.139	5.86E-21	Megakaryo C4b
Lrg11	2.41E-23	1.114892	0.565	0.029	4.24E-19	Megakaryo Lrg1
Serpinb10	7.11E-23	0.808453	0.565	0.03	1.25E-18	Megakaryo Serpinb10
Fn14	3.50E-21	2.748622	1	0.258	6.15E-17	Megakaryo Fn1
Thbs12	1.94E-20	1.741286	0.826	0.158	3.40E-16	Megakaryo Thbs1
Ptgs1	2.72E-20	0.900519	0.609	0.048	4.78E-16	Megakaryo Ptgs1
Ccl93	3.76E-20	0.858391	0.739	0.099	6.60E-16	Megakaryo Ccl9
Tgfb2	1.12E-19	1.279026	0.565	0.044	1.96E-15	Megakaryo Tgfb2
Ecm1	1.81E-19	1.626249	0.826	0.128	3.18E-15	Megakaryo Ecm1
Fcgr35	4.81E-19	1.304579	0.783	0.146	8.44E-15	Megakaryo Fcgr3
Rgs181	6.01E-19	1.008115	0.609	0.052	1.05E-14	Megakaryo Rgs18
Evi5	1.57E-18	1.151846	0.739	0.144	2.76E-14	Megakaryo Evi5
Hacd42	1.71E-18	0.837035	0.696	0.096	3.00E-14	Megakaryo Hacd4
Tcn2	1.87E-18	0.917599	0.783	0.1	3.29E-14	Megakaryo Tcn2
Icam22	1.91E-17	0.95793	0.652	0.083	3.35E-13	Megakaryo Icam2
Fam46a2	3.43E-17	1.54756	0.783	0.165	6.02E-13	Megakaryo Fam46a
Fabp4	4.49E-17	1.401061	0.609	0.066	7.89E-13	Megakaryo Fabp4
Trf7	5.42E-17	1.677435	0.957	0.275	9.51E-13	Megakaryo Trf
Hgsnat	1.35E-16	1.081962	0.609	0.079	2.36E-12	Megakaryo Hgsnat
Gda4	4.48E-14	1.081835	0.739	0.165	7.87E-10	Megakaryo Gda
Dpep2	8.94E-14	0.80363	0.522	0.075	1.57E-09	Megakaryo Dpep2
Ninj1	1.16E-13	1.273791	0.696	0.123	2.04E-09	Megakaryo Ninj1
Lyz28	2.32E-13	1.989416	1	0.464	4.07E-09	Megakaryo Lyz2
Ltbp11	4.95E-13	1.257121	0.609	0.109	8.69E-09	Megakaryo Ltbp1
Pycard3	6.12E-13	1.147676	0.826	0.222	1.07E-08	Megakaryo Pycard
Parvb	6.31E-13	0.667994	0.522	0.057	1.11E-08	Megakaryo Parvb
Hexa5	1.50E-11	0.893676	0.87	0.269	2.64E-07	Megakaryo Hexa
Cd300a3	1.80E-11	0.841747	0.522	0.077	3.16E-07	Megakaryo Cd300a
Ms4a8a	2.93E-11	0.783871	0.522	0.074	5.15E-07	Megakaryo Ms4a8a
Rgs106	3.37E-11	0.897174	0.826	0.229	5.92E-07	Megakaryo Rgs10
Adgre11	4.49E-11	0.883922	0.522	0.094	7.88E-07	Megakaryo Adgre1
Tmcc13	8.09E-11	1.140163	0.739	0.206	1.42E-06	Megakaryo Tmcc1
Plek4	1.13E-10	0.928524	0.826	0.215	1.98E-06	Megakaryo Plek
Csf1r4	1.50E-10	0.792278	0.565	0.121	2.64E-06	Megakaryo Csf1r
Tyrobp9	1.55E-10	0.90191	1	0.351	2.72E-06	Megakaryo Tyrobp
Smpdl3a4	1.59E-10	1.005032	0.826	0.247	2.79E-06	Megakaryo Smpdl3a
Plod3	1.69E-10	0.593689	0.609	0.108	2.97E-06	Megakaryo Plod3
Alox5ap8	4.33E-10	0.826219	0.87	0.233	7.60E-06	Megakaryo Alox5ap
Sdc3	4.84E-10	0.869409	0.609	0.116	8.50E-06	Megakaryo Sdc3
Anxa33	6.17E-10	0.756219	0.696	0.137	1.08E-05	Megakaryo Anxa3

B4galt5	1.81E-09	0.681645	0.522	0.123	3.18E-05	Megakaryo B4galt5
Ly863	2.45E-09	0.770121	0.652	0.158	4.29E-05	Megakaryo Ly86
Man2b12	2.76E-09	0.848053	0.565	0.133	4.85E-05	Megakaryo Man2b1
Cybb6	3.76E-09	0.801464	0.87	0.271	6.60E-05	Megakaryo Cybb
Fam111a2	4.36E-09	0.622037	0.696	0.197	7.65E-05	Megakaryo Fam111a
Itgb25	5.57E-09	0.905234	0.826	0.235	9.78E-05	Megakaryo Itgb2
Comt6	5.57E-09	1.050713	0.826	0.319	9.79E-05	Megakaryo Comt
Ptpn1813	5.64E-09	0.825833	0.913	0.428	9.91E-05	Megakaryo Ptpn18
Selplg10	7.19E-09	0.789783	0.826	0.296	0.000126	Megakaryo Selplg
Timp29	1.17E-08	0.827187	0.957	0.369	0.000205	Megakaryo Timp2
S100a46	1.24E-08	0.702105	0.783	0.21	0.000218	Megakaryo S100a4
Add31	1.80E-08	0.813956	0.739	0.261	0.000316	Megakaryo Add3
Apobec12	1.81E-08	0.439776	0.522	0.112	0.000318	Megakaryo Apobec1
Glul1	3.47E-08	0.828354	0.87	0.288	0.000609	Megakaryo Glul
Notch2	3.96E-08	0.890615	0.696	0.205	0.000695	Megakaryo Notch2
Cebpb22	7.06E-08	0.777075	1	0.515	0.001239	Megakaryo Cebpb
Mcemp13	7.29E-08	0.644003	0.565	0.143	0.001281	Megakaryo Mcemp1
Lilrb4a4	9.83E-08	0.52446	0.522	0.144	0.001725	Megakaryo Lilrb4a
Gngt25	1.04E-07	0.516626	0.826	0.269	0.001821	Megakaryo Gngt2
Acly1	1.19E-07	0.46247	0.565	0.149	0.002086	Megakaryo Acly
Pirb2	1.52E-07	0.781154	0.522	0.14	0.002667	Megakaryo Pirb
Arpc1b20	1.69E-07	0.732919	1	0.669	0.00297	Megakaryo Arpc1b
Rpl10-ps31	1.71E-07	0.69869	1	0.858	0.003008	Megakaryo Rpl10-ps3
Adgre55	1.88E-07	0.413469	0.739	0.254	0.003302	Megakaryo Adgre5
Cotl113	2.17E-07	0.879927	0.913	0.377	0.003802	Megakaryo Cotl1
Rpl1010	2.26E-07	0.434893	1	0.968	0.003959	Megakaryo Rpl10
Emp37	2.43E-07	0.715809	0.913	0.447	0.004271	Megakaryo Emp3
Crip117	2.69E-07	0.722807	1	0.761	0.004725	Megakaryo Crip1
Laptm58	3.77E-07	0.833412	0.913	0.415	0.006614	Megakaryo Laptm5
Irf2	4.34E-07	0.827096	0.739	0.289	0.007622	Megakaryo Irf2
Gpx122	4.71E-07	0.913389	0.957	0.55	0.008262	Megakaryo Gpx1
Rap1b9	5.99E-07	0.722219	0.957	0.506	0.010511	Megakaryo Rap1b
Ctsb4	7.94E-07	0.574804	0.957	0.446	0.013936	Megakaryo Ctsb
Ssh23	8.40E-07	0.64041	0.87	0.314	0.014755	Megakaryo Ssh2
Prdx57	8.86E-07	0.5633	0.957	0.452	0.015553	Megakaryo Prdx5
Ccdc50	9.33E-07	0.517275	0.652	0.212	0.016384	Megakaryo Ccdc50
Cd366	9.64E-07	0.34863	0.739	0.189	0.016926	Megakaryo Cd36
Ctsd4	1.11E-06	0.276477	0.957	0.403	0.019462	Megakaryo Ctsd
Tgfbi4	1.16E-06	0.397491	0.739	0.236	0.020376	Megakaryo Tgfbi
Gsr6	1.59E-06	0.505668	0.652	0.2	0.027829	Megakaryo Gsr
Peak12	1.74E-06	0.418763	0.652	0.2	0.030629	Megakaryo Peak1
Dusp115	2.02E-06	0.726029	0.913	0.496	0.035455	Megakaryo Dusp1
Vsir3	2.14E-06	0.540103	0.609	0.201	0.03761	Megakaryo Vsir
Cfh6	3.38E-06	0.327072	0.739	0.239	0.059419	Megakaryo Cfh
Srgn13	3.85E-06	0.569003	0.826	0.365	0.067606	Megakaryo Srgn
Usp3	4.03E-06	0.58901	0.565	0.154	0.070818	Megakaryo Usp3
Unc93b16	4.88E-06	0.432962	0.696	0.256	0.085685	Megakaryo Unc93b1

Tln12	6.20E-06	0.783312	0.783	0.4	0.108794	Megakaryo Tln1
Rps2920	7.02E-06	0.365586	1	0.994	0.123213	Megakaryo Rps29
Lamp119	8.47E-06	0.666591	0.957	0.567	0.14873	Megakaryo Lamp1
Gm101162	1.03E-05	0.67791	0.913	0.514	0.18103	Megakaryo Gm10116
Blvrb2	1.08E-05	0.588486	0.522	0.195	0.189461	Megakaryo Blvrb
Grn4	1.13E-05	0.691631	0.783	0.273	0.199047	Megakaryo Grn
Bin11	1.27E-05	0.370905	0.565	0.17	0.223434	Megakaryo Bin1
Ctsz6	1.27E-05	0.414483	0.826	0.372	0.223808	Megakaryo Ctsz
Npc221	1.45E-05	0.468544	1	0.561	0.255384	Megakaryo Npc2
Tpt115	1.56E-05	0.315037	1	0.98	0.273572	Megakaryo Tpt1
Wasf21	1.89E-05	0.558589	0.826	0.378	0.331064	Megakaryo Wasf2
Man1a1	1.92E-05	0.458343	0.565	0.186	0.337612	Megakaryo Man1a
Mrpl336	1.93E-05	0.487538	0.87	0.461	0.33928	Megakaryo Mrpl33
Ahnak22	2.09E-05	0.713262	0.913	0.601	0.367266	Megakaryo Ahnak
1110008F1	2.20E-05	0.50722	0.696	0.302	0.385693	Megakaryo 1110008F13Rik
Rpl2318	2.41E-05	0.342399	1	0.97	0.423376	Megakaryo Rpl23
H2-D117	2.46E-05	0.49823	0.957	0.83	0.431921	Megakaryo H2-D1
Spi19	2.53E-05	0.555976	0.696	0.265	0.443812	Megakaryo Spi1
Cd5310	4.21E-05	0.524622	0.783	0.356	0.739258	Megakaryo Cd53
Pid16	4.28E-05	0.552693	0.652	0.267	0.751849	Megakaryo Pid1
Eef1a121	4.31E-05	0.308975	1	0.975	0.756471	Megakaryo Eef1a1
Cd843	4.44E-05	0.381854	0.565	0.223	0.779038	Megakaryo Cd84
Lipa2	5.25E-05	0.302804	0.609	0.223	0.921684	Megakaryo Lipa
Akt12	7.99E-05	0.451149	0.565	0.196	1	Megakaryo Akt1
Fcer1g9	8.69E-05	0.260381	0.783	0.298	1	Megakaryo Fcer1g
Ccdc124	0.0001	0.698666	0.739	0.384	1	Megakaryo Ccdc12
Klf226	0.00013	0.557424	0.913	0.516	1	Megakaryo Klf2
Ctss5	0.000155	0.269072	0.87	0.371	1	Megakaryo Ctss
Klf137	0.000161	0.513942	0.913	0.516	1	Megakaryo Klf13
Rps815	0.000181	0.289964	1	0.973	1	Megakaryo Rps8
Apbb1ip3	0.000228	0.373375	0.696	0.291	1	Megakaryo Apbb1ip
Pabpc123	0.000236	0.408235	1	0.705	1	Megakaryo Pabpc1
Mob1a2	0.000237	0.339139	0.652	0.279	1	Megakaryo Mob1a
Trps12	0.000251	0.353601	0.522	0.194	1	Megakaryo Trps1
Fyb8	0.000301	0.332479	0.609	0.202	1	Megakaryo Fyb
Ncf26	0.000306	0.426959	0.522	0.208	1	Megakaryo Ncf2
App10	0.000353	0.495065	0.826	0.393	1	Megakaryo App
Tagln218	0.000357	0.52098	0.913	0.559	1	Megakaryo Tagln2
Klf35	0.000379	0.414003	0.696	0.353	1	Megakaryo Klf3
Txndc172	0.000404	0.391988	0.739	0.357	1	Megakaryo Txndc17
Itgb17	0.000496	0.738875	0.783	0.416	1	Megakaryo Itgb1
Bri310	0.000506	0.587616	0.87	0.482	1	Megakaryo Bri3
Dusp35	0.000516	0.319555	0.565	0.212	1	Megakaryo Dusp3
Rps3a122	0.000519	0.276972	1	0.952	1	Megakaryo Rps3a1
Mef2a3	0.000544	0.406829	0.739	0.332	1	Megakaryo Mef2a
Larp4b3	0.000552	0.280243	0.565	0.225	1	Megakaryo Larp4b
Lamtor22	0.000573	0.364481	0.783	0.382	1	Megakaryo Lamtor2

Fam49b7	0.000574	0.328771	0.826	0.361	1	Megakaryo	Fam49b
Gm102696	0.000593	0.438472	0.826	0.394	1	Megakaryo	Gm10269
Rab11a3	0.000598	0.306416	0.565	0.236	1	Megakaryo	Rab11a
Rps12-ps31	0.000602	0.362577	1	0.89	1	Megakaryo	Rps12-ps3
Rps18-ps32	0.000648	0.358633	0.913	0.686	1	Megakaryo	Rps18-ps3
Gapdh19	0.000655	0.457648	0.87	0.536	1	Megakaryo	Gapdh
Gpi15	0.000665	0.388	0.783	0.337	1	Megakaryo	Gpi1
Pdia32	0.000739	0.476737	0.739	0.415	1	Megakaryo	Pdia3
Rpl35a15	0.000827	0.280467	1	0.979	1	Megakaryo	Rpl35a
Rpl7a-ps59	0.00089	0.384266	0.826	0.461	1	Megakaryo	Rpl7a-ps5
Asah12	0.000919	0.255027	0.565	0.221	1	Megakaryo	Asah1
Tmed106	0.00102	0.319122	0.87	0.419	1	Megakaryo	Tmed10
Cst325	0.001113	0.299161	0.957	0.712	1	Megakaryo	Cst3
Ssr42	0.001132	0.531551	0.739	0.44	1	Megakaryo	Ssr4
Actb20	0.001186	0.643608	1	0.965	1	Megakaryo	Actb
Ppib2	0.001195	0.333235	0.87	0.463	1	Megakaryo	Ppib
BC0055375	0.001282	0.444918	0.652	0.336	1	Megakaryo	BC005537
Aldh25	0.001343	0.42486	0.783	0.372	1	Megakaryo	Aldh2
Tnfrsf1a1	0.00143	0.283469	0.609	0.253	1	Megakaryo	Tnfrsf1a
Cyba20	0.001444	0.390964	0.87	0.617	1	Megakaryo	Cyba
Rpl615	0.001561	0.284264	1	0.958	1	Megakaryo	Rpl6
Ppt12	0.001638	0.349971	0.652	0.281	1	Megakaryo	Ppt1
Itch	0.001749	0.289528	0.565	0.227	1	Megakaryo	Itch
Psma74	0.001844	0.268746	0.826	0.441	1	Megakaryo	Psma7
Rnaset2a5	0.001957	0.3495	0.565	0.247	1	Megakaryo	Rnaset2a
Znhit12	0.00199	0.271744	0.522	0.209	1	Megakaryo	Znhit1
Rpn21	0.002	0.403508	0.565	0.252	1	Megakaryo	Rpn2
Pdcd6ip2	0.002289	0.288409	0.565	0.223	1	Megakaryo	Pdcd6ip
Dock23	0.002484	0.268418	0.522	0.232	1	Megakaryo	Dock2
Rnaset2b	0.002518	0.459447	0.522	0.21	1	Megakaryo	Rnaset2b
Gm102601	0.002926	0.261191	0.522	0.23	1	Megakaryo	Gm10260
Taldo17	0.003008	0.290718	0.609	0.322	1	Megakaryo	Taldo1
Atp2b17	0.003248	0.251901	0.783	0.388	1	Megakaryo	Atp2b1
Gm100732	0.00325	0.303387	1	0.87	1	Megakaryo	Gm10073
Pcbp11	0.00335	0.30942	0.652	0.348	1	Megakaryo	Pcbp1
Calr4	0.003662	0.444379	0.739	0.434	1	Megakaryo	Calr
Rpl6l23	0.003794	0.292308	0.957	0.727	1	Megakaryo	Rpl6l
Bsg8	0.004059	0.309898	0.739	0.443	1	Megakaryo	Bsg
Eef1b220	0.004132	0.353973	0.957	0.702	1	Megakaryo	Eef1b2
Uqcc3	0.004373	0.261348	0.522	0.254	1	Megakaryo	Uqcc3
Canx1	0.004458	0.415038	0.739	0.403	1	Megakaryo	Canx
Nadk2	0.004584	0.356373	0.522	0.24	1	Megakaryo	Nadk
Apoe9	0.004841	1.366551	0.739	0.438	1	Megakaryo	Apoe
Rhoa8	0.005172	0.409511	0.913	0.675	1	Megakaryo	Rhoa
Rab24	0.005211	0.251855	0.522	0.241	1	Megakaryo	Rab24
Aimp1	0.005418	0.293777	0.565	0.247	1	Megakaryo	Aimp1
Vapa2	0.005958	0.274531	0.652	0.363	1	Megakaryo	Vapa

Sepp122	0.005969	0.354952	0.957	0.554	1	Megakaryo	Sepp1
Cdkn1a5	0.006349	0.28922	0.609	0.25	1	Megakaryo	Cdkn1a
Rpl7a12	0.006453	0.307983	0.957	0.828	1	Megakaryo	Rpl7a
Eno12	0.007057	0.405089	0.522	0.256	1	Megakaryo	Eno1
Clta19	0.007105	0.351741	0.783	0.522	1	Megakaryo	Clta
Tsc22d42	0.007339	0.256972	0.652	0.35	1	Megakaryo	Tsc22d4
Atp6v1e12	0.007896	0.369606	0.522	0.247	1	Megakaryo	Atp6v1e1
Ucp28	0.008011	0.261956	0.826	0.463	1	Megakaryo	Ucp2
Gm2a6	0.009201	0.332826	0.739	0.423	1	Megakaryo	Gm2a
Cct42	0.009892	0.27305	0.609	0.32	1	Megakaryo	Cct4

	p_val	avg_logFC	pct.1	pct.2	p_val_adj	cluster	gene
Wdr89	4.40E-61	0.569044	0.967	0.955	7.73E-57	AM1	Wdr89
Ddx3y	2.12E-48	0.659258	0.282	0.009	3.73E-44	AM1	Ddx3y
Eif2s3y	4.76E-44	0.641297	0.284	0.018	8.36E-40	AM1	Eif2s3y
Rps18-ps3	1.67E-41	0.727862	0.782	0.598	2.93E-37	AM1	Rps18-ps3
Gm10263	1.69E-41	0.584451	0.875	0.779	2.97E-37	AM1	Gm10263
Rpl10-ps3	5.55E-38	0.544649	0.944	0.877	9.75E-34	AM1	Rpl10-ps3
Rpl9-ps6	1.51E-37	0.573245	0.851	0.72	2.65E-33	AM1	Rpl9-ps6
Ahnak	1.67E-37	0.603504	0.895	0.819	2.93E-33	AM1	Ahnak
Rpl23a-ps3	1.18E-33	0.418189	0.943	0.925	2.08E-29	AM1	Rpl23a-ps3
Gm2000	9.10E-33	0.511609	0.877	0.845	1.60E-28	AM1	Gm2000
Gm10073	2.57E-31	0.388664	0.964	0.955	4.51E-27	AM1	Gm10073
Gm11808	2.90E-31	0.535549	0.835	0.736	5.08E-27	AM1	Gm11808
mt-Atp8	5.49E-31	0.650891	0.816	0.691	9.64E-27	AM1	mt-Atp8
Gm42418	1.59E-29	0.627807	0.824	0.686	2.79E-25	AM1	Gm42418
Rps27rt	5.81E-29	0.383448	0.946	0.939	1.02E-24	AM1	Rps27rt
Gm10269	4.01E-28	0.645906	0.542	0.289	7.05E-24	AM1	Gm10269
Ear1	4.02E-28	0.551215	0.837	0.65	7.05E-24	AM1	Ear1
Rpl27-ps3	7.07E-28	0.513608	0.83	0.742	1.24E-23	AM1	Rpl27-ps3
Gm9493	8.31E-26	0.429049	0.87	0.832	1.46E-21	AM1	Gm9493
AI504432	1.17E-25	0.575275	0.709	0.517	2.06E-21	AM1	AI504432
Rps12-ps3	2.37E-24	0.266198	0.969	0.962	4.17E-20	AM1	Rps12-ps3
Lpl	3.84E-24	0.376362	0.971	0.931	6.74E-20	AM1	Lpl
Gm9843	4.18E-22	0.293527	0.962	0.962	7.33E-18	AM1	Gm9843
Rpl7a-ps5	1.87E-20	0.525405	0.538	0.341	3.29E-16	AM1	Rpl7a-ps5
Epcam	1.10E-17	0.489735	0.416	0.21	1.93E-13	AM1	Epcam
Gm10036	2.44E-17	0.441768	0.636	0.481	4.28E-13	AM1	Gm10036
Pnpla8	3.52E-17	0.453424	0.611	0.432	6.18E-13	AM1	Pnpla8
Rpl13-ps3	4.59E-16	0.421849	0.732	0.654	8.05E-12	AM1	Rpl13-ps3
Abcg1	6.84E-16	0.289392	0.975	0.926	1.20E-11	AM1	Abcg1
Clmp	2.48E-15	0.458578	0.485	0.299	4.36E-11	AM1	Clmp
Abca1	2.98E-15	0.503575	0.42	0.232	5.24E-11	AM1	Abca1
Syne2	1.19E-14	0.424718	0.33	0.159	2.09E-10	AM1	Syne2
Kcnq1ot1	1.76E-13	0.456383	0.692	0.561	3.09E-09	AM1	Kcnq1ot1
Ear2	2.06E-13	0.309633	0.931	0.88	3.61E-09	AM1	Ear2
Gm9844	2.91E-13	0.43304	0.573	0.425	5.10E-09	AM1	Gm9844
Fam129a	5.54E-13	0.368435	0.693	0.572	9.73E-09	AM1	Fam129a
Cidec	6.00E-13	0.405924	0.525	0.359	1.05E-08	AM1	Cidec
Ptprc	2.07E-12	0.289498	0.858	0.844	3.64E-08	AM1	Ptprc
Mycbp2	9.48E-12	0.318209	0.772	0.731	1.67E-07	AM1	Mycbp2
Rpl6l	9.91E-12	0.301651	0.73	0.629	1.74E-07	AM1	Rpl6l
Dstn	5.34E-11	0.260818	0.874	0.859	9.38E-07	AM1	Dstn
Fpr2	1.13E-10	0.373058	0.349	0.199	1.98E-06	AM1	Fpr2
Dst	1.35E-10	0.335108	0.697	0.6	2.37E-06	AM1	Dst
Myo9a	2.86E-10	0.368866	0.276	0.145	5.02E-06	AM1	Myo9a
Myh9	4.51E-10	0.315281	0.814	0.754	7.91E-06	AM1	Myh9
Gm8730	5.20E-10	0.279746	0.843	0.864	9.13E-06	AM1	Gm8730

Baz1a	5.27E-10	0.335941	0.705	0.634	9.24E-06	AM1	Baz1a
Rock2	7.63E-10	0.352632	0.517	0.386	1.34E-05	AM1	Rock2
Gm10320	9.20E-10	0.379264	0.375	0.242	1.62E-05	AM1	Gm10320
Ywhab	1.17E-09	0.270856	0.843	0.834	2.05E-05	AM1	Ywhab
Ncl	1.48E-09	0.312983	0.649	0.602	2.59E-05	AM1	Ncl
Mylip	1.59E-09	0.358559	0.28	0.152	2.79E-05	AM1	Mylip
Krt19	1.99E-09	0.35411	0.511	0.383	3.50E-05	AM1	Krt19
Pafah1b1	2.41E-09	0.331302	0.588	0.486	4.23E-05	AM1	Pafah1b1
Itgb1	3.54E-09	0.363072	0.676	0.621	6.21E-05	AM1	Itgb1
Rpl13a-ps1	3.99E-09	0.362807	0.46	0.339	7.01E-05	AM1	Rpl13a-ps1
Klf6	6.79E-09	0.290327	0.739	0.664	0.000119	AM1	Klf6
Smarca5	6.84E-09	0.363063	0.487	0.37	0.00012	AM1	Smarca5
Rps26-ps1	7.05E-09	0.287636	0.751	0.715	0.000124	AM1	Rps26-ps1
Krt79	7.51E-09	0.251831	0.759	0.616	0.000132	AM1	Krt79
Cdc42ep3	9.60E-09	0.302523	0.69	0.62	0.000169	AM1	Cdc42ep3
Flt1	1.02E-08	0.298437	0.628	0.51	0.00018	AM1	Flt1
Gm10260	1.84E-08	0.309181	0.251	0.137	0.000323	AM1	Gm10260
Mier1	2.72E-08	0.382262	0.492	0.392	0.000477	AM1	Mier1
Gm6133	4.33E-08	0.307084	0.536	0.436	0.00076	AM1	Gm6133
Fabp1	5.15E-08	0.391326	0.517	0.404	0.000905	AM1	Fabp1
Kmt2e	1.15E-07	0.297776	0.602	0.517	0.002016	AM1	Kmt2e
9930111J2	1.20E-07	0.322879	0.307	0.196	0.002112	AM1	9930111J21Rik2
Clec4a3	2.69E-07	0.330754	0.542	0.437	0.004721	AM1	Clec4a3
Cpne5	4.94E-07	0.267441	0.473	0.363	0.008672	AM1	Cpne5
Ppt1	6.29E-07	0.283837	0.761	0.753	0.011034	AM1	Ppt1
Kazald1	6.55E-07	0.318818	0.471	0.369	0.011495	AM1	Kazald1
Diaph2	7.53E-07	0.299397	0.408	0.313	0.013222	AM1	Diaph2
Gm10020	1.01E-06	0.296484	0.364	0.264	0.0177	AM1	Gm10020
Pdzd8	1.19E-06	0.336853	0.301	0.202	0.020944	AM1	Pdzd8
Snrk	1.32E-06	0.330618	0.349	0.244	0.023228	AM1	Snrk
Rpl36-ps3	1.40E-06	0.287025	0.6	0.54	0.024534	AM1	Rpl36-ps3
Cd2ap	2.29E-06	0.324192	0.372	0.273	0.040231	AM1	Cd2ap
Nipbl	2.99E-06	0.309117	0.375	0.28	0.052489	AM1	Nipbl
Fpr1	3.08E-06	0.289897	0.326	0.222	0.054154	AM1	Fpr1
Gm10250	3.52E-06	0.268133	0.389	0.297	0.06179	AM1	Gm10250
Nap1l1	6.96E-06	0.282616	0.674	0.661	0.122201	AM1	Nap1l1
Clic4	7.56E-06	0.27874	0.646	0.613	0.132668	AM1	Clic4
Tpr	7.80E-06	0.27958	0.598	0.535	0.136981	AM1	Tpr
Zfp106	1.35E-05	0.281825	0.423	0.343	0.236904	AM1	Zfp106
Hnrnpa3	1.57E-05	0.282457	0.69	0.692	0.274801	AM1	Hnrnpa3
Frmd4a	1.72E-05	0.302698	0.458	0.375	0.302242	AM1	Frmd4a
Ep300	2.19E-05	0.287591	0.374	0.285	0.383659	AM1	Ep300
Clec2d	2.44E-05	0.257434	0.433	0.343	0.427728	AM1	Clec2d
Filip1l	2.50E-05	0.329829	0.324	0.242	0.4396	AM1	Filip1l
Prpf4b	3.35E-05	0.284657	0.49	0.423	0.587351	AM1	Prpf4b
Xrn2	4.08E-05	0.290764	0.374	0.293	0.715967	AM1	Xrn2
Rock1	6.52E-05	0.268958	0.448	0.378	1	AM1	Rock1

Ssh2	7.11E-05	0.278822	0.429	0.362	1	AM1	Ssh2
Zcchc6	7.32E-05	0.275563	0.362	0.284	1	AM1	Zcchc6
Cdk6	7.44E-05	0.276485	0.458	0.383	1	AM1	Cdk6
Svil	8.15E-05	0.274108	0.467	0.396	1	AM1	Svil
Tmf1	8.50E-05	0.285605	0.31	0.229	1	AM1	Tmf1
Dip2b	0.000105	0.257474	0.46	0.388	1	AM1	Dip2b
Phlda1	0.000119	0.250845	0.291	0.207	1	AM1	Phlda1
Fry	0.00016	0.254288	0.341	0.267	1	AM1	Fry
Cttnbp2nl	0.000162	0.25571	0.454	0.38	1	AM1	Cttnbp2nl
Dhx9	0.000213	0.255614	0.339	0.267	1	AM1	Dhx9
Nufip2	0.000216	0.260626	0.391	0.332	1	AM1	Nufip2
Rsrc2	0.000246	0.260808	0.423	0.354	1	AM1	Rsrc2
Siglecf	0.000298	0.254991	0.46	0.388	1	AM1	Siglecf
Bcl10	0.000305	0.251629	0.349	0.276	1	AM1	Bcl10
Scaf11	0.000306	0.306282	0.406	0.359	1	AM1	Scaf11
Gm26917	0.000424	0.29273	0.437	0.392	1	AM1	Gm26917
Clec4a2	0.000461	0.25327	0.431	0.365	1	AM1	Clec4a2
Prrc2c	0.000522	0.257255	0.427	0.354	1	AM1	Prrc2c
Vps13c	0.001672	0.266702	0.293	0.235	1	AM1	Vps13c
Caprin1	0.001757	0.253251	0.517	0.483	1	AM1	Caprin1
Mllt4	0.002252	0.28976	0.285	0.231	1	AM1	Mllt4
Bach1	0.003259	0.26115	0.366	0.318	1	AM1	Bach1
Pcyox1	0.004853	0.27033	0.418	0.383	1	AM1	Pcyox1
Srp54b	0.00662	0.252597	0.33	0.28	1	AM1	Srp54b
Xist1	4.52E-91	1.079966	0.905	0.339	7.94E-87	AM2	Xist
Mt11	1.87E-50	0.994144	0.923	0.745	3.29E-46	AM2	Mt1
Cybb1	2.15E-49	0.466145	0.97	0.929	3.78E-45	AM2	Cybb
Mgp1	4.60E-38	0.656956	0.66	0.33	8.08E-34	AM2	Mgp
Mt21	6.50E-34	1.002677	0.425	0.128	1.14E-29	AM2	Mt2
Cebpb1	8.64E-33	0.346333	0.982	0.938	1.52E-28	AM2	Cebpb
Tgm21	3.00E-31	0.558695	0.743	0.477	5.27E-27	AM2	Tgm2
Tmsb4x	6.86E-24	0.250746	1	1	1.20E-19	AM2	Tmsb4x
Msrb1	9.18E-19	0.26818	0.967	0.894	1.61E-14	AM2	Msrb1
Sgk11	3.66E-18	0.348216	0.917	0.837	6.43E-14	AM2	Sgk1
Wfdc10	4.03E-18	0.430954	0.335	0.133	7.08E-14	AM2	Wfdc10
Sepw1	3.40E-16	0.333537	0.78	0.649	5.97E-12	AM2	Sepw1
Gpx41	1.98E-15	0.304653	0.903	0.819	3.48E-11	AM2	Gpx4
Axl	2.12E-15	0.250408	0.928	0.844	3.72E-11	AM2	Axl
Ptp4a1	3.47E-15	0.30096	0.778	0.579	6.10E-11	AM2	Ptp4a1
Osm1	5.41E-15	0.458176	0.448	0.246	9.49E-11	AM2	Osm
Ccnd2	5.56E-15	0.327942	0.723	0.504	9.76E-11	AM2	Ccnd2
Dusp5	2.27E-14	0.366834	0.46	0.264	3.99E-10	AM2	Dusp5
Gngt2	1.70E-13	0.302024	0.882	0.788	2.98E-09	AM2	Gngt2
Wfdc21	2.33E-13	0.302575	0.772	0.57	4.09E-09	AM2	Wfdc21
Serpine11	3.34E-13	0.419002	0.517	0.33	5.86E-09	AM2	Serpine1
Igfbp71	4.35E-13	0.286577	0.265	0.118	7.64E-09	AM2	Igfbp7
Gda	5.19E-13	0.28641	0.79	0.626	9.11E-09	AM2	Gda

Gsn1	3.51E-12	0.322422	0.528	0.342	6.16E-08	AM2	Gsn
Sat1	2.83E-11	0.260925	0.912	0.839	4.97E-07	AM2	Sat1
Hspa5	5.53E-11	0.295652	0.727	0.573	9.71E-07	AM2	Hspa5
Ctnnb1	1.02E-10	0.25047	0.823	0.698	1.79E-06	AM2	Ctnnb1
Tsix1	1.54E-10	0.286722	0.253	0.124	2.70E-06	AM2	Tsix
Gstm11	4.52E-10	0.304589	0.657	0.502	7.93E-06	AM2	Gstm1
Slpi	6.02E-09	0.28613	0.787	0.648	0.000106	AM2	Slpi
Hmox11	0.005414	0.327327	0.302	0.236	1	AM2	Hmox1
Syngr1	8.51E-111	1.152657	0.624	0.037	1.49E-106	AM3	Syngr1
C1qb	1.95E-103	1.637869	0.573	0.033	3.42E-99	AM3	C1qb
Apoe1	2.14E-84	3.054508	0.885	0.274	3.75E-80	AM3	Apoe
C1qc	1.47E-82	1.571022	0.459	0.025	2.57E-78	AM3	C1qc
Mmp12	1.23E-77	1.713548	0.586	0.064	2.17E-73	AM3	Mmp12
C1qa	4.72E-75	1.479515	0.433	0.026	8.28E-71	AM3	C1qa
Lat2	2.19E-73	0.704349	0.408	0.02	3.85E-69	AM3	Lat2
Trem21	1.09E-67	1.346714	0.879	0.312	1.92E-63	AM3	Trem2
Crip12	3.75E-62	1.743541	0.968	0.526	6.58E-58	AM3	Crip1
Cxcl16	1.86E-61	1.04318	0.618	0.111	3.26E-57	AM3	Cxcl16
Pianp	6.00E-60	0.542251	0.338	0.017	1.05E-55	AM3	Pianp
Basp1	7.08E-59	0.70034	0.497	0.06	1.24E-54	AM3	Basp1
Fam20c	3.85E-56	0.615183	0.452	0.05	6.76E-52	AM3	Fam20c
Timp22	5.02E-55	1.067988	0.847	0.298	8.82E-51	AM3	Timp2
Mafb	3.34E-52	0.941081	0.414	0.047	5.86E-48	AM3	Mafb
C3ar1	5.86E-52	0.57815	0.28	0.012	1.03E-47	AM3	C3ar1
Fth11	2.27E-51	0.944194	1	0.999	3.99E-47	AM3	Fth1
Blnk	6.09E-51	0.36343	0.268	0.011	1.07E-46	AM3	Blnk
Cd93	8.28E-51	0.608786	0.376	0.037	1.45E-46	AM3	Cd93
Wfdc171	1.28E-50	1.12028	0.752	0.241	2.24E-46	AM3	Wfdc17
Prkcb	7.22E-50	0.547827	0.35	0.03	1.27E-45	AM3	Prkcb
Rgs12	3.28E-47	1.039831	0.669	0.174	5.76E-43	AM3	Rgs1
Ctss1	5.23E-47	0.796038	0.987	0.986	9.19E-43	AM3	Ctss
Slc11a1	6.59E-47	0.499333	0.287	0.018	1.16E-42	AM3	Slc11a1
Anpep	1.27E-46	0.501045	0.299	0.021	2.22E-42	AM3	Anpep
Cd521	1.94E-45	1.015903	0.739	0.244	3.40E-41	AM3	Cd52
Mmp14	7.59E-44	0.358874	0.261	0.015	1.33E-39	AM3	Mmp14
Il7r	1.56E-43	0.567662	0.268	0.017	2.75E-39	AM3	Il7r
Cmtm7	4.08E-43	0.669855	0.573	0.126	7.16E-39	AM3	Cmtm7
Marcks	4.74E-42	0.549408	0.363	0.045	8.32E-38	AM3	Marcks
Cd631	1.77E-39	0.961921	0.924	0.553	3.12E-35	AM3	Cd63
Mef2c	2.69E-39	0.473118	0.382	0.053	4.72E-35	AM3	Mef2c
AA467197	1.60E-38	0.855294	0.522	0.118	2.82E-34	AM3	AA467197
Ninj1	2.90E-38	0.607216	0.401	0.065	5.09E-34	AM3	Ninj1
Ctsz1	2.29E-37	0.771891	0.949	0.722	4.02E-33	AM3	Ctsz
Fabp51	4.45E-36	1.248017	0.885	0.516	7.82E-32	AM3	Fabp5
Ptafr1	8.28E-36	0.73756	0.541	0.135	1.45E-31	AM3	Ptafr
Rgs101	1.41E-35	0.76228	0.764	0.316	2.47E-31	AM3	Rgs10
Acp51	4.38E-34	0.788093	0.809	0.404	7.68E-30	AM3	Acp5

Ftl11	1.18E-33	0.559038	1	1	2.07E-29	AM3	Ftl1
Plekho1	3.96E-32	0.548127	0.484	0.117	6.95E-28	AM3	Plekho1
Gas7	5.83E-32	0.429178	0.287	0.037	1.02E-27	AM3	Gas7
Mfge8	6.48E-32	1.321702	0.401	0.086	1.14E-27	AM3	Mfge8
Clec4d	1.65E-31	0.691644	0.471	0.112	2.90E-27	AM3	Clec4d
Cst31	4.05E-31	0.667249	0.968	0.832	7.12E-27	AM3	Cst3
Anxa31	1.22E-30	0.665614	0.739	0.306	2.14E-26	AM3	Anxa3
Cd300a	2.47E-29	0.538008	0.503	0.136	4.34E-25	AM3	Cd300a
Igf11	7.98E-29	0.738374	0.497	0.143	1.40E-24	AM3	Igf1
Acer3	1.55E-28	0.372433	0.325	0.055	2.71E-24	AM3	Acer3
Gng121	2.33E-27	0.501895	0.51	0.144	4.09E-23	AM3	Gng12
Ctsb	1.53E-26	0.639789	0.981	0.886	2.69E-22	AM3	Ctsb
Hexa1	1.95E-26	0.660189	0.924	0.672	3.43E-22	AM3	Hexa
Pou2f2	3.14E-26	0.427686	0.274	0.042	5.51E-22	AM3	Pou2f2
Sash1	7.88E-26	0.522867	0.49	0.148	1.38E-21	AM3	Sash1
Ccrl2	1.10E-25	0.549012	0.325	0.065	1.92E-21	AM3	Ccrl2
Apobec1	1.31E-25	0.670142	0.567	0.201	2.31E-21	AM3	Apobec1
Ly86	3.44E-25	0.454133	0.395	0.096	6.05E-21	AM3	Ly86
Lgals31	9.70E-25	0.716502	0.981	0.917	1.70E-20	AM3	Lgals3
Npc2	1.45E-24	0.541779	0.936	0.773	2.54E-20	AM3	Npc2
Fcgr2b1	1.57E-24	0.622279	0.732	0.348	2.76E-20	AM3	Fcgr2b
Cd141	2.16E-24	0.749696	0.701	0.32	3.79E-20	AM3	Cd14
Ccr5	3.78E-24	0.467752	0.312	0.063	6.64E-20	AM3	Ccr5
Rpl3	7.31E-24	0.507178	0.968	0.895	1.28E-19	AM3	Rpl3
Rnf128	2.32E-23	0.42161	0.344	0.078	4.08E-19	AM3	Rnf128
Lrpap1	1.65E-22	0.4566	0.503	0.16	2.89E-18	AM3	Lrpap1
Tns3	6.13E-21	0.307449	0.293	0.061	1.08E-16	AM3	Tns3
Rnaset2a	1.82E-20	0.495986	0.637	0.275	3.19E-16	AM3	Rnaset2a
Ctsd1	3.07E-20	0.507379	0.994	0.977	5.39E-16	AM3	Ctsd
Ecm1	3.68E-20	0.492524	0.395	0.117	6.46E-16	AM3	Ecm1
P2rx4	6.20E-20	0.534244	0.586	0.255	1.09E-15	AM3	P2rx4
Adgre5	8.87E-20	0.418969	0.318	0.078	1.56E-15	AM3	Adgre5
Hexb	9.03E-20	0.496659	0.567	0.225	1.59E-15	AM3	Hexb
Rpl21	1.27E-19	0.369441	0.987	0.961	2.24E-15	AM3	Rpl21
Cyba1	2.00E-19	0.459702	0.975	0.889	3.50E-15	AM3	Cyba
H2-D1	6.13E-19	0.361009	0.994	0.962	1.08E-14	AM3	H2-D1
Lgmn1	9.51E-19	0.559143	0.764	0.444	1.67E-14	AM3	Lgmn
Rps2	1.11E-18	0.338227	0.994	0.963	1.94E-14	AM3	Rps2
Rpl27a	2.19E-18	0.328757	0.994	0.965	3.85E-14	AM3	Rpl27a
mt-Co31	2.21E-18	0.292093	1	0.991	3.88E-14	AM3	mt-Co3
Hk21	2.52E-18	0.51926	0.49	0.187	4.43E-14	AM3	Hk2
Card19	1.13E-17	0.473273	0.529	0.214	1.99E-13	AM3	Card19
Rpl10a	1.32E-17	0.366939	0.968	0.939	2.32E-13	AM3	Rpl10a
Ccl91	1.50E-17	0.805558	0.484	0.188	2.63E-13	AM3	Ccl9
Chchd10	1.63E-17	0.365396	0.376	0.114	2.85E-13	AM3	Chchd10
Psap1	2.58E-17	0.387703	1	0.989	4.53E-13	AM3	Psap
Lgals1	3.90E-17	0.533162	0.911	0.698	6.85E-13	AM3	Lgals1

Scpep1	5.29E-17	0.321163	0.459	0.165	9.29E-13	AM3	Scpep1
Rpl8	5.79E-17	0.342063	0.975	0.947	1.02E-12	AM3	Rpl8
Tspan4	6.69E-17	0.275954	0.255	0.058	1.17E-12	AM3	Tspan4
Cd68	6.89E-17	0.486623	0.86	0.578	1.21E-12	AM3	Cd68
Glipr1	6.99E-17	0.448596	0.567	0.256	1.23E-12	AM3	Glipr1
Rps27	9.28E-17	0.295139	1	0.995	1.63E-12	AM3	Rps27
Crlf2	1.08E-16	0.468278	0.611	0.29	1.90E-12	AM3	Crlf2
Rpl13a	1.41E-16	0.262966	1	0.987	2.48E-12	AM3	Rpl13a
Rpl36	1.79E-16	0.295968	0.987	0.974	3.13E-12	AM3	Rpl36
Il11ra11	3.62E-16	0.431034	0.548	0.239	6.35E-12	AM3	Il11ra1
Itgb5	3.66E-16	0.481803	0.541	0.258	6.43E-12	AM3	Itgb5
Rps19	3.71E-16	0.317364	1	0.98	6.51E-12	AM3	Rps19
Ifnar2	4.34E-16	0.378977	0.49	0.196	7.62E-12	AM3	Ifnar2
Rpl13	5.59E-16	0.280693	1	0.99	9.82E-12	AM3	Rpl13
Msr1	6.93E-16	0.304447	0.287	0.078	1.22E-11	AM3	Msr1
Rps6	8.84E-16	0.345117	0.994	0.949	1.55E-11	AM3	Rps6
Gpnmb1	1.40E-15	0.72292	0.599	0.315	2.45E-11	AM3	Gpnmb
Rps18	2.42E-15	0.301901	0.994	0.978	4.25E-11	AM3	Rps18
Atraid	3.04E-15	0.386096	0.503	0.211	5.33E-11	AM3	Atraid
Rabac11	3.89E-15	0.444593	0.854	0.643	6.83E-11	AM3	Rabac1
Rplp0	4.71E-15	0.316388	1	0.97	8.27E-11	AM3	Rplp0
Rpl9	5.18E-15	0.326216	0.994	0.944	9.10E-11	AM3	Rpl9
Rpl31	1.47E-14	0.296498	1	0.955	2.58E-10	AM3	Rpl31
H2-T22	2.46E-14	0.411896	0.529	0.242	4.32E-10	AM3	H2-T22
Ahnak2	2.58E-14	0.481881	0.599	0.303	4.53E-10	AM3	Ahnak2
Rpl18a	2.81E-14	0.288007	1	0.982	4.93E-10	AM3	Rpl18a
Rpl14	3.34E-14	0.330985	0.975	0.955	5.86E-10	AM3	Rpl14
Rps11	6.22E-14	0.293208	1	0.974	1.09E-09	AM3	Rps11
Rps5	9.53E-14	0.277392	0.981	0.973	1.67E-09	AM3	Rps5
Il10rb	1.32E-13	0.462804	0.567	0.284	2.32E-09	AM3	Il10rb
Fcgr31	1.68E-13	0.437458	0.828	0.564	2.95E-09	AM3	Fcgr3
Fn11	3.17E-13	0.719822	0.79	0.59	5.57E-09	AM3	Fn1
Junb	3.32E-13	0.53239	0.866	0.748	5.82E-09	AM3	Junb
Cdk4	4.66E-13	0.291887	0.414	0.162	8.19E-09	AM3	Cdk4
Tspo	8.75E-13	0.417366	0.707	0.42	1.54E-08	AM3	Tspo
Rps15a	1.35E-12	0.262683	1	0.976	2.38E-08	AM3	Rps15a
Lamp1	1.81E-12	0.313666	0.975	0.91	3.17E-08	AM3	Lamp1
Rpl19	2.11E-12	0.261528	0.994	0.972	3.70E-08	AM3	Rpl19
Lyz2	2.45E-12	0.345967	1	0.999	4.30E-08	AM3	Lyz2
Emp3	2.85E-12	0.476357	0.777	0.494	5.00E-08	AM3	Emp3
Metrnl	3.27E-12	0.42127	0.605	0.313	5.74E-08	AM3	Metrnl
Rpl11	3.38E-12	0.283962	0.994	0.935	5.94E-08	AM3	Rpl11
Ctsh	3.67E-12	0.393543	0.885	0.734	6.44E-08	AM3	Ctsh
Cd37	4.02E-12	0.298969	0.268	0.084	7.06E-08	AM3	Cd37
Aldh2	4.59E-12	0.326523	0.51	0.227	8.06E-08	AM3	Aldh2
Rilpl2	6.32E-12	0.487657	0.414	0.184	1.11E-07	AM3	Rilpl2
Sgms1	1.03E-11	0.341652	0.376	0.151	1.80E-07	AM3	Sgms1

Ctsl	1.49E-11	0.422128	0.758	0.442	2.61E-07	AM3	Ctsl
Slc9a3r2	1.74E-11	0.253538	0.299	0.102	3.05E-07	AM3	Slc9a3r2
Psmb6	1.88E-11	0.378753	0.554	0.306	3.29E-07	AM3	Psmb6
Eef1a1	1.94E-11	0.262141	0.994	0.992	3.41E-07	AM3	Eef1a1
Tctex1d2	2.03E-11	0.287188	0.312	0.113	3.56E-07	AM3	Tctex1d2
Eps8	2.75E-11	0.271454	0.357	0.14	4.83E-07	AM3	Eps8
Rpl17	4.73E-11	0.289149	1	0.979	8.30E-07	AM3	Rpl17
Pdcd5	5.25E-11	0.360173	0.758	0.49	9.22E-07	AM3	Pdcd5
Cstb1	5.27E-11	0.439754	0.917	0.758	9.25E-07	AM3	Cstb
Blvrb	9.10E-11	0.389094	0.548	0.294	1.60E-06	AM3	Blvrb
Sh3bgrl3	1.07E-10	0.388053	0.892	0.782	1.88E-06	AM3	Sh3bgrl3
Fkbp1a	1.41E-10	0.348293	0.777	0.488	2.48E-06	AM3	Fkbp1a
Ifi27l2a	1.82E-10	0.401345	0.389	0.169	3.20E-06	AM3	Ifi27l2a
Emp1	2.14E-10	0.339237	0.344	0.135	3.75E-06	AM3	Emp1
Bax1	2.39E-10	0.348236	0.815	0.541	4.19E-06	AM3	Bax
Capg	2.41E-10	0.366343	0.809	0.561	4.24E-06	AM3	Capg
Ncf4	2.55E-10	0.318537	0.439	0.208	4.48E-06	AM3	Ncf4
Lilr4b	2.73E-10	0.418345	0.637	0.369	4.79E-06	AM3	Lilr4b
Cdkn1a	3.05E-10	0.430147	0.771	0.548	5.35E-06	AM3	Cdkn1a
Creg1	3.23E-10	0.3783	0.911	0.719	5.67E-06	AM3	Creg1
Irak2	3.71E-10	0.299326	0.338	0.138	6.51E-06	AM3	Irak2
Ubb	4.47E-10	0.390001	0.962	0.789	7.84E-06	AM3	Ubb
Vsir	5.35E-10	0.285505	0.618	0.331	9.39E-06	AM3	Vsir
Spp11	5.93E-10	0.836173	0.771	0.589	1.04E-05	AM3	Spp1
Eif1	7.09E-10	0.303897	0.975	0.914	1.25E-05	AM3	Eif1
Cxcr4	7.14E-10	0.290552	0.49	0.242	1.25E-05	AM3	Cxcr4
Cd300lb	7.54E-10	0.296658	0.261	0.094	1.32E-05	AM3	Cd300lb
Ndufb11	1.04E-09	0.293031	0.65	0.373	1.83E-05	AM3	Ndufb11
Atf3	1.06E-09	0.282013	0.369	0.162	1.86E-05	AM3	Atf3
Stard3nl	1.14E-09	0.282271	0.561	0.291	2.00E-05	AM3	Stard3nl
Tcf4	1.14E-09	0.297369	0.395	0.179	2.00E-05	AM3	Tcf4
Plp2	1.35E-09	0.316741	0.465	0.227	2.36E-05	AM3	Plp2
Atp2b1	1.46E-09	0.345502	0.79	0.563	2.56E-05	AM3	Atp2b1
Csf2ra	1.60E-09	0.317215	0.707	0.475	2.81E-05	AM3	Csf2ra
Rpl18	2.08E-09	0.254243	0.968	0.913	3.65E-05	AM3	Rpl18
Cox7a2l	2.22E-09	0.324694	0.879	0.713	3.89E-05	AM3	Cox7a2l
Id21	2.29E-09	0.408234	0.701	0.443	4.02E-05	AM3	Id2
Mgp2	2.52E-09	0.287485	0.758	0.447	4.43E-05	AM3	Mgp
Ppia	3.28E-09	0.268669	0.981	0.896	5.76E-05	AM3	Ppia
S100a61	3.55E-09	0.316206	0.866	0.586	6.24E-05	AM3	S100a6
Dtnbp1	3.70E-09	0.350468	0.592	0.349	6.50E-05	AM3	Dtnbp1
Rpl29	4.01E-09	0.282024	0.955	0.912	7.04E-05	AM3	Rpl29
Bcl2a1b1	4.72E-09	0.28624	0.911	0.682	8.28E-05	AM3	Bcl2a1b
Ubxn1	7.40E-09	0.278185	0.771	0.478	0.00013	AM3	Ubxn1
Xist2	7.59E-09	0.295468	0.917	0.561	0.000133	AM3	Xist
Bri3	9.06E-09	0.318928	0.949	0.796	0.000159	AM3	Bri3
Irf5	1.11E-08	0.254243	0.363	0.165	0.000195	AM3	Irf5

Smpdl3a	1.23E-08	0.334477	0.745	0.491	0.000215	AM3	Smpdl3a
Man2b1	1.42E-08	0.251892	0.58	0.32	0.000249	AM3	Man2b1
Gabarapl1	1.45E-08	0.299118	0.599	0.357	0.000255	AM3	Gabarapl1
Prdx6	1.46E-08	0.263215	0.408	0.193	0.000256	AM3	Prdx6
Ier3	1.97E-08	0.324234	0.28	0.115	0.000346	AM3	Ier3
Tmcc1	2.45E-08	0.305324	0.599	0.349	0.000431	AM3	Tmcc1
Eif3f	2.83E-08	0.318969	0.815	0.669	0.000497	AM3	Eif3f
Rnf149	3.10E-08	0.313258	0.841	0.631	0.000545	AM3	Rnf149
Eef1g	3.32E-08	0.310036	0.822	0.619	0.000583	AM3	Eef1g
Rpl12	3.44E-08	0.251657	0.981	0.931	0.000605	AM3	Rpl12
Ifitm2	3.57E-08	0.262275	0.389	0.191	0.000627	AM3	Ifitm2
Tmed31	3.85E-08	0.289961	0.624	0.398	0.000677	AM3	Tmed3
Lilrb4a	4.20E-08	0.344964	0.809	0.61	0.000737	AM3	Lilrb4a
Psmd8	4.82E-08	0.287534	0.611	0.366	0.000847	AM3	Psmd8
Eno1	6.99E-08	0.28373	0.529	0.306	0.001227	AM3	Eno1
Myo5a	9.11E-08	0.298231	0.452	0.242	0.001599	AM3	Myo5a
Esd	9.29E-08	0.329147	0.669	0.428	0.001631	AM3	Esd
P2ry6	1.21E-07	0.268443	0.427	0.225	0.002118	AM3	P2ry6
Alcam	1.54E-07	0.254635	0.42	0.213	0.0027	AM3	Alcam
Csf1r	1.92E-07	0.326021	0.605	0.39	0.003375	AM3	Csf1r
Sdhb	3.75E-07	0.275087	0.541	0.324	0.006591	AM3	Sdhb
Uba52	4.18E-07	0.267409	0.758	0.575	0.007343	AM3	Uba52
Rnaset2b	4.30E-07	0.268309	0.42	0.219	0.007556	AM3	Rnaset2b
Pgam1	5.12E-07	0.289908	0.567	0.353	0.008985	AM3	Pgam1
Insig1	5.25E-07	0.289339	0.35	0.179	0.009225	AM3	Insig1
PISD	7.03E-07	0.324786	0.72	0.534	0.012349	AM3	PISD
Rrbp1	1.34E-06	0.260549	0.911	0.73	0.023545	AM3	Rrbp1
Chd3	1.44E-06	0.256633	0.357	0.19	0.025228	AM3	Chd3
Pycard	1.54E-06	0.267337	0.535	0.316	0.026966	AM3	Pycard
Hist1h1c1	2.01E-06	0.382763	0.427	0.255	0.035348	AM3	Hist1h1c
Gpi1	2.63E-06	0.273783	0.694	0.486	0.046179	AM3	Gpi1
Ifngr1	3.55E-06	0.25152	0.624	0.41	0.062362	AM3	Ifngr1
Tecr	3.74E-06	0.289905	0.433	0.253	0.065713	AM3	Tecr
Ssbp4	5.25E-06	0.265199	0.369	0.204	0.092128	AM3	Ssbp4
Mmp19	5.25E-06	0.286579	0.439	0.261	0.092139	AM3	Mmp19
Cd200r1	5.61E-06	0.269805	0.452	0.277	0.098444	AM3	Cd200r1
Pid1	5.64E-06	0.25146	0.395	0.218	0.098983	AM3	Pid1
Fos	6.00E-06	0.255695	0.917	0.867	0.105355	AM3	Fos
Lyz1	6.92E-06	0.692343	0.287	0.141	0.121498	AM3	Lyz1
Hacd4	1.60E-05	0.267116	0.452	0.271	0.28163	AM3	Hacd4
Zfp36	1.98E-05	0.299501	0.764	0.634	0.34779	AM3	Zfp36
Srgn	2.34E-05	0.396251	0.497	0.339	0.410815	AM3	Srgn
H2-Eb1	9.54E-05	0.259892	0.554	0.73	1	AM3	H2-Eb1

Human PF, macrophage cluster 1	Asbestos, Cluster AM3	Bleomycin, Cluster AM3, Xie et al.,	54 common elements in "asbestos"	26 common elements in "asbestos"	19 common elements in "bleomycin"	20 common elements in "asbestos",
SPP1	AA467197	SYNGR1	AA467197	PLXND1	APOE	PSAP
CCL2	ARG1	C1QB	MMP12	LHFPL2	MAFB	FAM20C
CHI3L1	MMP12	APOE	ANPEP	CD36	MARCKS	CTSL
LGMN	RNASE2A	C1QC	IL7R	ATP6V1A	MEF2C	LGMN
RNASE1	ANPEP	MMP12	FN1	ITGAX	NINJ1	CTSB
CHIT1	IL7R	C1QA	RNF128	HSP90B1	RGS10	MMP14
IGKC	PSAP	LAT2	CCL9	ATP6V1B2	PLEKHO1	TREM2
C15orf48	FAM20C	TREM2	MFGE8	HSPA5	FCGR2B	SRGN
EMP1	FN1	CRIP1	MMP19	LIPA	CD14	CTSS
TIMP1	FBP1	CXCL16	SYNGR1	FNIP2	LGALS1	FABP5
MARCKS	RNF128	PIANP	CRIP1	SGK1	GLIPR1	CTSZ
IGHG4	CTSL	BASP1	WFDC17	ITGB2	EMP3	SPP1
CTSB	CCL9	FAM20C	IGF1	CCR1	BLVRB	CSTB
PLA2G7	ADAM8	TIMP2	CD63	NRP2	SH3BGRL3	RGS1
LILRB4	MFGE8	MAFB	S100A6	CD84	BRI3	CREG1
CD84	LGMN	C3AR1	IL11RA1	MFSD12	IER3	NPC2
RGS1	CTSB	FTH1	CHCHD10	CALU	IFITM2	EMP1
SDC2	MMP14	BLNK	GNG12	HMOX1	ENO1	BASP1
SOD2	MMP19	CD93	ATF3	PDIA6	CSF1R	GPNMB
MAFB	SYNGR1	WFDC17	LILR4B	PLD3		ALCAM
CD14	CRIP1	PRKCB	LGALS3	PTPRE		
CTSL	KCNN4	RGS1	MSR1	PDIA3		
LIPA	WFDC17	CTSS	RNF149	VMP1		
GPNMB	PTGIR	SLC11A1	ACER3	TPP1		
SGK1	CTSK	ANPEP	ESD	HIF1A		
TGFBI	IGF1	CD52	PTAFR	S100A8		
CALM3	PDPN	MMP14	CD93			
ZFP36L1	PLXND1	IL7R	CCR5			
MS4A6A	CD63	CMTM7	PGAM1			
ABCA1	LHFPL2	MARCKS	AHNAK2			
CD36	S100A6	CD63	ANXA3			
A2M	CHIL3	MEF2C	ECM1			
FPR3	CD36	AA467197	ACP5			
IGHG3	IL11RA1	NINJ1	RILPL2			
FGL2	TREM2	CTSZ	LAT2			
FNIP2	SLAMF7	FABP5	TIMP2			
HIF1A	ANXA4	PTAFR	MYO5A			
S100A9	CHCHD10	RGS10	CD200R1			
NEAT1	SRGN	ACP5	CTSD			
TYMP	CTSS	FTL1	HIST1H1C			
SDS	FABP5	PLEKHO1	LILRB4A			
GPR183	GNG12	GAS7	EPS8			

IGLC2	CCL17	MFGE8	SMPDL3A
PSAP	H2-K1	CLEC4D	SCPEP1
AP1S2	ATF3	CST3	GABARAPL1
PLEK	SOAT1	ANXA3	P2RX4
LGALS1	RETNLA	CD300A	LRPAP1
FYB	SLC7A2	IGF1	CDKN1A
CPM	CD200	ACER3	PSMD8
CTSZ	ATP6V1A	GNG12	LAMP1
OTOA	ITGAX	CTSB	TSPO
ITGB2	HSP90B1	HEXA	TMED3
BASP1	RGCC	POU2F2	CARD19
GM2A	LILR4B	SASH1	METRNL
TTYH3	CCL6	CCRL2	
CCR1	LGALS3	APOBEC1	
CIR1	MSR1	LY86	
NPC2	RNF149	LGALS3	
RALA	ACER3	NPC2	
LHFPL2	CTSZ	FCGR2B	
CD48	SPP1	CD14	
CD99	ESD	CCR5	
TPM4	PTAFR	RPL3	
EMP3	AY036118	RNF128	
LIMS1	B2M	LRPAP1	
VAMP5	VAT1	TNS3	
PLTP	CDH1	RNASET2A	
SMIM3	FAM63A	CTSD	
RNASE6	CD93	ECM1	
FCGR2B	RTN4	P2RX4	
SRGN	GM10076	ADGRE5	
CALR	BHLHE40	HEXB	
FABP5	PRKCD	RPL21	
CCL3	CCR5	CYBA	
CORO1A	PGAM1	H2-D1	
PEA15	AHNAK2	LGMN	
BCAT1	ANXA3	RPS2	
ITGAM	ATP6V1B2	RPL27A	
CSF1R	CSTB	MT-CO3	
NPL	PIM1	HK2	
UCP2	HSPA5	CARD19	
CYFIP1	ECM1	RPL10A	
NR1H3	LIPA	CCL9	
NINJ1	ACP5	CHCHD10	
RNF145	RILPL2	PSAP	
LILRB2	ANXA1	LGALS1	
HM13	MYO1E	SCPEP1	

TNFRSF1B	LAT2	RPL8
ENO1	HSPA9	TSPAN4
MEF2C	MT-CO1	CD68
FAM198B	TIMP2	GLIPR1
ACTB	FNIP2	RPS27
ATOX1	MYO5A	CRLF2
FAM20C	KLF9	RPL13A
CSTB	FBXO32	RPL36
DBI	RGS1	IL11RA1
ACP2	CREG1	ITGB5
FRMD4B	MAN1A	RPS19
PLEKHO1	NPC2	IFNAR2
GALM	MTPN	RPL13
TMSB10	EMP1	MSR1
STAT1	COX17	RPS6
PDIA6	FAM129B	GPNMB
RHOC	CD200R1	RPS18
MALAT1	CTSD	ATRAID
IL1RN	HIST1H1C	RABAC1
ATP13A3	ATP6V1H	RPLP0
TPM3	LILRB4A	RPL9
KIAA0930	RCN2	RPL31
IER3	ATP6AP2	H2-T22
AHNAK	EPS8	AHNAK2
ADAM9	BASP1	RPL18A
MGLL	SGK1	RPL14
NRP2	ITGB2	RPS11
S100A8	SMPDL3A	RPS5
ACTG1	EMILIN2	IL10RB
CREG1	SCPEP1	FCGR3
SH3BGRL3	CCDC71L	FN1
MT-ATP6	ATP6V0A1	JUNB
P4HB	CH25H	CDK4
MMP14	GABARAPL1	TSPO
HMGA1	ATP6V1E1	RPS15A
SCGB3A1	CCR1	LAMP1
MFSD12	FABP4	RPL19
RAP2B	TES	LYZ2
OSBPL8	SDCBP	EMP3
APOE	GPNMB	METRNL
CTSS	SLC29A3	RPL11
SLC1A3	NRP2	CTSH
SLC43A3	SSR3	CD37
ITGAX	CERK	ALDH2
BMP2K	ALCAM	RILPL2

TLN1	MYOF	SGMS1
SEC61G	GM26917	CTSL
MFSD1	DDHD1	SLC9A3R2
TNS1	BCAP31	PSMB6
PMP22	CD84	EEF1A1
PLD3	WSB2	TCTEX1D2
GNB4	P2RX4	EPS8
PLXND1	BC005537	RPL17
CAPZB	MDM2	PDCD5
PKM	SCD1	CSTB
RGS10	OXCT1	BLVRB
FAM49B	CANX	SH3BGRL3
AQP9	TNFSF12	FKBP1A
HLA-A	2010111I01R	IFI27L2A
PDIA3	MFSD12	EMP1
CYBB	LRPAP1	BAX
MAF	LASP1	CAPG
TNFSF13B	CDKN1A	NCF4
TREM2	CALU	LILR4B
RHOA	CISD1	CDKN1A
ATP6V1B2	AFF1	CREG1
GADD45B	NUS1	IRAK2
CHST11	CLEC1B	UBB
PTPRE	C1GALT1C1	VSIR
GAPDH	ARL8B	SPP1
TMEM176B	SLC36A4	EIF1
ATP6V1A	PIK3R5	CXCR4
AP1B1	OLFM1	CD300LB
CALU	HMOX1	NDUFB11
LAP3	PSMD8	ATF3
DNPH1	NAMPT	STARD3NL
PRCP	JUND	TCF4
ZEB2	ZFAND5	PLP2
SLC20A1	AZIN1	ATP2B1
CMTM3	CD200R4	CSF2RA
HNRNPA3	LAMP1	RPL18
RASSF4	BOLA2	COX7A2L
ZNF385A	ACSL4	ID2
VCAN	F10	MGP
BRI3	SMAP2	PPIA
MRAS	LAMP2	S100A6
CXXC5	RNF19B	DTNBP1
DAB2	LITAF	RPL29
NAGK	MCFD2	BCL2A1B
CEBPD	GSN	UBXN1

ITGB1	EDEM1	XIST
GLIPR1	PDIA6	BRI3
KCTD12	PTTG1IP	IRF5
NPC1	SFTPA1	SMPDL3A
BLVRB	TSPO	MAN2B1
YWHAZ	GALNT7	GABARAPL1
WARS	LRP12	PRDX6
CD44	PLD3	IER3
ITGB1BP1	DNAJC3	TMCC1
MGAT1	ECHS1	EIF3F
TPP1	B4GALT1	RNF149
RNF130	DNMT3A	EEF1G
LSP1	TGM2	RPL12
SLAMF8	CTNNB1	IFITM2
NABP1	BHLHE41	TMED3
ABHD2	PTPRE	LILRB4A
MPEG1	MT-ND3	PSMD8
MPP1	PDIA3	ENO1
EIF4G2	CAV1	MYO5A
TLR2	TMED3	ESD
CLTC	HIST1H2BC	P2RY6
LINC00152	CARD19	ALCAM
VMP1	TGOLN1	CSF1R
DAZAP2	AK2	SDHB
RGS2	RAB7B	UBA52
HSPA5	ARF4	RNASET2B
FDX1	VMP1	PGAM1
AP2A2	ROMO1	INSIG1
HAVCR2	METRNL	PISD
CMTM6	TPP1	RRBP1
EZR	CEBPB	CHD3
C1orf122	WBP5	PYCARD
WIPF1	TMEM189	HIST1H1C
ZFYVE16	PDCD6IP	GPI1
MTHFD2	GM42418	IFNGR1
ME2	RPS27L	TECR
HSP90B1	CLEC4A3	SSBP4
CECR1	AP3S1	MMP19
CTSA	GM10116	CD200R1
COTL1	RPN1	PID1
GNS	9530068E07F	FOS
APP	HIF1A	LYZ1
DICER1	DUSP3	HACD4
HCST	S100A4	ZFP36
IQGAP2	PDIA4	SRGN

SCARB2	ATF4	H2-EB1
TMED2	IFRD1	
MT-ND4L	NAAA	
IFITM2	S100A8	
HNRNPM	CCDC80	
SPARC		
ALCAM		
MT-ND6		
HMOX1		

	ligand_cl	receptor_cl	lr_id		ligand_exp	receptor_e	int_exp	id	ligand_sym	receptor_symbol
129	IM2	IM2		3	0.189474	0.310526	0.189474	IM2->IM2/	Adam10	Axl
130	IM1	IM2		3	0.224199	0.310526	0.224199	IM1->IM2/	Adam10	Axl
131	AM3	IM2		3	0.397683	0.310526	0.310526	AM3->IM2,	Adam10	Axl
132	AM2	IM2		3	0.338395	0.310526	0.310526	AM2->IM2,	Adam10	Axl
133	AM1	IM2		3	0.309361	0.310526	0.309361	AM1->IM2,	Adam10	Axl
134	AT2	IM2		3	0.187696	0.310526	0.187696	AT2->IM2/	Adam10	Axl
135	AT2_Retnla	IM2		3	0.264249	0.310526	0.264249	AT2_Retnla	Adam10	Axl
136	Fibroblasts	IM2		3	0.161905	0.310526	0.161905	Fibroblasts-	Adam10	Axl
137	IM2	IM1		3	0.189474	0.530249	0.189474	IM2->IM1/	Adam10	Axl
138	IM1	IM1		3	0.224199	0.530249	0.224199	IM1->IM1/	Adam10	Axl
139	AM3	IM1		3	0.397683	0.530249	0.397683	AM3->IM1,	Adam10	Axl
140	AM2	IM1		3	0.338395	0.530249	0.338395	AM2->IM1,	Adam10	Axl
141	AM1	IM1		3	0.309361	0.530249	0.309361	AM1->IM1,	Adam10	Axl
142	AT2	IM1		3	0.187696	0.530249	0.187696	AT2->IM1/	Adam10	Axl
143	AT2_Retnla	IM1		3	0.264249	0.530249	0.264249	AT2_Retnla	Adam10	Axl
144	Fibroblasts	IM1		3	0.161905	0.530249	0.161905	Fibroblasts-	Adam10	Axl
145	IM2	AM3		3	0.189474	0.598456	0.189474	IM2->AM3,	Adam10	Axl
146	IM1	AM3		3	0.224199	0.598456	0.224199	IM1->AM3,	Adam10	Axl
147	AM3	AM3		3	0.397683	0.598456	0.397683	AM3->AM3	Adam10	Axl
148	AM2	AM3		3	0.338395	0.598456	0.338395	AM2->AM3	Adam10	Axl
149	AM1	AM3		3	0.309361	0.598456	0.309361	AM1->AM3	Adam10	Axl
150	AT2	AM3		3	0.187696	0.598456	0.187696	AT2->AM3,	Adam10	Axl
151	AT2_Retnla	AM3		3	0.264249	0.598456	0.264249	AT2_Retnla	Adam10	Axl
152	Fibroblasts	AM3		3	0.161905	0.598456	0.161905	Fibroblasts-	Adam10	Axl
153	IM2	AM2		3	0.189474	0.887202	0.189474	IM2->AM2,	Adam10	Axl
154	IM1	AM2		3	0.224199	0.887202	0.224199	IM1->AM2,	Adam10	Axl
155	AM3	AM2		3	0.397683	0.887202	0.397683	AM3->AM2	Adam10	Axl
156	AM2	AM2		3	0.338395	0.887202	0.338395	AM2->AM2	Adam10	Axl
157	AM1	AM2		3	0.309361	0.887202	0.309361	AM1->AM2	Adam10	Axl
158	AT2	AM2		3	0.187696	0.887202	0.187696	AT2->AM2,	Adam10	Axl
159	AT2_Retnla	AM2		3	0.264249	0.887202	0.264249	AT2_Retnla	Adam10	Axl
160	Fibroblasts	AM2		3	0.161905	0.887202	0.161905	Fibroblasts-	Adam10	Axl
161	IM2	AM1		3	0.189474	0.869863	0.189474	IM2->AM1,	Adam10	Axl
162	IM1	AM1		3	0.224199	0.869863	0.224199	IM1->AM1,	Adam10	Axl
163	AM3	AM1		3	0.397683	0.869863	0.397683	AM3->AM1	Adam10	Axl
164	AM2	AM1		3	0.338395	0.869863	0.338395	AM2->AM1	Adam10	Axl
165	AM1	AM1		3	0.309361	0.869863	0.309361	AM1->AM1	Adam10	Axl
166	AT2	AM1		3	0.187696	0.869863	0.187696	AT2->AM1,	Adam10	Axl
167	AT2_Retnla	AM1		3	0.264249	0.869863	0.264249	AT2_Retnla	Adam10	Axl
168	Fibroblasts	AM1		3	0.161905	0.869863	0.161905	Fibroblasts-	Adam10	Axl
185	IM2	Fibroblasts		3	0.189474	0.371429	0.189474	IM2->Fibro	Adam10	Axl
186	IM1	Fibroblasts		3	0.224199	0.371429	0.224199	IM1->Fibro	Adam10	Axl
187	AM3	Fibroblasts		3	0.397683	0.371429	0.371429	AM3->Fibr	Adam10	Axl
188	AM2	Fibroblasts		3	0.338395	0.371429	0.338395	AM2->Fibr	Adam10	Axl
189	AM1	Fibroblasts		3	0.309361	0.371429	0.309361	AM1->Fibr	Adam10	Axl
190	AT2	Fibroblasts		3	0.187696	0.371429	0.187696	AT2->Fibrol	Adam10	Axl

191	AT2_Retnla	Fibroblasts	3	0.264249	0.371429	0.264249	AT2_Retnla	Adam10	Axl
192	Fibroblasts	Fibroblasts	3	0.161905	0.371429	0.161905	Fibroblasts-	Adam10	Axl
249	IM2	Fibroblasts	4	0.189474	0.104762	0.104762	IM2->Fibro	Adam10	Epha3
250	IM1	Fibroblasts	4	0.224199	0.104762	0.104762	IM1->Fibro	Adam10	Epha3
251	AM3	Fibroblasts	4	0.397683	0.104762	0.104762	AM3->Fibr	Adam10	Epha3
252	AM2	Fibroblasts	4	0.338395	0.104762	0.104762	AM2->Fibr	Adam10	Epha3
253	AM1	Fibroblasts	4	0.309361	0.104762	0.104762	AM1->Fibr	Adam10	Epha3
254	AT2	Fibroblasts	4	0.187696	0.104762	0.104762	AT2->Fibrol	Adam10	Epha3
255	AT2_Retnla	Fibroblasts	4	0.264249	0.104762	0.104762	AT2_Retnla	Adam10	Epha3
256	Fibroblasts	Fibroblasts	4	0.161905	0.104762	0.104762	Fibroblasts-	Adam10	Epha3
457	IM2	IM1	8	0.321053	0.088968	0.088968	IM2->IM1/	Adam15	Itga5
458	IM1	IM1	8	0.316726	0.088968	0.088968	IM1->IM1/	Adam15	Itga5
459	AM3	IM1	8	0.420849	0.088968	0.088968	AM3->IM1,	Adam15	Itga5
460	AM2	IM1	8	0.201735	0.088968	0.088968	AM2->IM1,	Adam15	Itga5
461	AM1	IM1	8	0.172374	0.088968	0.088968	AM1->IM1,	Adam15	Itga5
462	AT2	IM1	8	0.067084	0.088968	0.067084	AT2->IM1/	Adam15	Itga5
463	AT2_Retnla	IM1	8	0.124352	0.088968	0.088968	AT2_Retnla	Adam15	Itga5
464	Fibroblasts	IM1	8	0.228571	0.088968	0.088968	Fibroblasts-	Adam15	Itga5
465	IM2	AM3	8	0.321053	0.23166	0.23166	IM2->AM3,	Adam15	Itga5
466	IM1	AM3	8	0.316726	0.23166	0.23166	IM1->AM3,	Adam15	Itga5
467	AM3	AM3	8	0.420849	0.23166	0.23166	AM3->AM3	Adam15	Itga5
468	AM2	AM3	8	0.201735	0.23166	0.201735	AM2->AM3	Adam15	Itga5
469	AM1	AM3	8	0.172374	0.23166	0.172374	AM1->AM3	Adam15	Itga5
470	AT2	AM3	8	0.067084	0.23166	0.067084	AT2->AM3,	Adam15	Itga5
471	AT2_Retnla	AM3	8	0.124352	0.23166	0.124352	AT2_Retnla	Adam15	Itga5
472	Fibroblasts	AM3	8	0.228571	0.23166	0.228571	Fibroblasts-	Adam15	Itga5
473	IM2	AM2	8	0.321053	0.18872	0.18872	IM2->AM2,	Adam15	Itga5
474	IM1	AM2	8	0.316726	0.18872	0.18872	IM1->AM2,	Adam15	Itga5
475	AM3	AM2	8	0.420849	0.18872	0.18872	AM3->AM2	Adam15	Itga5
476	AM2	AM2	8	0.201735	0.18872	0.18872	AM2->AM2	Adam15	Itga5
477	AM1	AM2	8	0.172374	0.18872	0.172374	AM1->AM2	Adam15	Itga5
478	AT2	AM2	8	0.067084	0.18872	0.067084	AT2->AM2,	Adam15	Itga5
479	AT2_Retnla	AM2	8	0.124352	0.18872	0.124352	AT2_Retnla	Adam15	Itga5
480	Fibroblasts	AM2	8	0.228571	0.18872	0.18872	Fibroblasts-	Adam15	Itga5
481	IM2	AM1	8	0.321053	0.134703	0.134703	IM2->AM1,	Adam15	Itga5
482	IM1	AM1	8	0.316726	0.134703	0.134703	IM1->AM1,	Adam15	Itga5
483	AM3	AM1	8	0.420849	0.134703	0.134703	AM3->AM1	Adam15	Itga5
484	AM2	AM1	8	0.201735	0.134703	0.134703	AM2->AM1	Adam15	Itga5
485	AM1	AM1	8	0.172374	0.134703	0.134703	AM1->AM1	Adam15	Itga5
486	AT2	AM1	8	0.067084	0.134703	0.067084	AT2->AM1,	Adam15	Itga5
487	AT2_Retnla	AM1	8	0.124352	0.134703	0.124352	AT2_Retnla	Adam15	Itga5
488	Fibroblasts	AM1	8	0.228571	0.134703	0.134703	Fibroblasts-	Adam15	Itga5
505	IM2	Fibroblasts	8	0.321053	0.095238	0.095238	IM2->Fibro	Adam15	Itga5
506	IM1	Fibroblasts	8	0.316726	0.095238	0.095238	IM1->Fibro	Adam15	Itga5
507	AM3	Fibroblasts	8	0.420849	0.095238	0.095238	AM3->Fibr	Adam15	Itga5
508	AM2	Fibroblasts	8	0.201735	0.095238	0.095238	AM2->Fibr	Adam15	Itga5
509	AM1	Fibroblasts	8	0.172374	0.095238	0.095238	AM1->Fibr	Adam15	Itga5

510	AT2	Fibroblasts	8	0.067084	0.095238	0.067084	AT2->Fibrol	Adam15	Itga5
511	AT2_Retnla	Fibroblasts	8	0.124352	0.095238	0.095238	AT2_Retnla	Adam15	Itga5
512	Fibroblasts	Fibroblasts	8	0.228571	0.095238	0.095238	Fibroblasts-	Adam15	Itga5
513	IM2	IM2	9	0.321053	0.094737	0.094737	IM2->IM2/	Adam15	Itga9
514	IM1	IM2	9	0.316726	0.094737	0.094737	IM1->IM2/	Adam15	Itga9
515	AM3	IM2	9	0.420849	0.094737	0.094737	AM3->IM2,	Adam15	Itga9
516	AM2	IM2	9	0.201735	0.094737	0.094737	AM2->IM2,	Adam15	Itga9
517	AM1	IM2	9	0.172374	0.094737	0.094737	AM1->IM2,	Adam15	Itga9
518	AT2	IM2	9	0.067084	0.094737	0.067084	AT2->IM2/	Adam15	Itga9
519	AT2_Retnla	IM2	9	0.124352	0.094737	0.094737	AT2_Retnla	Adam15	Itga9
520	Fibroblasts	IM2	9	0.228571	0.094737	0.094737	Fibroblasts-	Adam15	Itga9
521	IM2	IM1	9	0.321053	0.092527	0.092527	IM2->IM1/	Adam15	Itga9
522	IM1	IM1	9	0.316726	0.092527	0.092527	IM1->IM1/	Adam15	Itga9
523	AM3	IM1	9	0.420849	0.092527	0.092527	AM3->IM1,	Adam15	Itga9
524	AM2	IM1	9	0.201735	0.092527	0.092527	AM2->IM1,	Adam15	Itga9
525	AM1	IM1	9	0.172374	0.092527	0.092527	AM1->IM1,	Adam15	Itga9
526	AT2	IM1	9	0.067084	0.092527	0.067084	AT2->IM1/	Adam15	Itga9
527	AT2_Retnla	IM1	9	0.124352	0.092527	0.092527	AT2_Retnla	Adam15	Itga9
528	Fibroblasts	IM1	9	0.228571	0.092527	0.092527	Fibroblasts-	Adam15	Itga9
553	IM2	AT2	9	0.321053	0.368092	0.321053	IM2->AT2/	Adam15	Itga9
554	IM1	AT2	9	0.316726	0.368092	0.316726	IM1->AT2/	Adam15	Itga9
555	AM3	AT2	9	0.420849	0.368092	0.368092	AM3->AT2,	Adam15	Itga9
556	AM2	AT2	9	0.201735	0.368092	0.201735	AM2->AT2,	Adam15	Itga9
557	AM1	AT2	9	0.172374	0.368092	0.172374	AM1->AT2,	Adam15	Itga9
558	AT2	AT2	9	0.067084	0.368092	0.067084	AT2->AT2/	Adam15	Itga9
559	AT2_Retnla	AT2	9	0.124352	0.368092	0.124352	AT2_Retnla	Adam15	Itga9
560	Fibroblasts	AT2	9	0.228571	0.368092	0.228571	Fibroblasts-	Adam15	Itga9
561	IM2	AT2_Retnla	9	0.321053	0.352332	0.321053	IM2->AT2_	Adam15	Itga9
562	IM1	AT2_Retnla	9	0.316726	0.352332	0.316726	IM1->AT2_	Adam15	Itga9
563	AM3	AT2_Retnla	9	0.420849	0.352332	0.352332	AM3->AT2_	Adam15	Itga9
564	AM2	AT2_Retnla	9	0.201735	0.352332	0.201735	AM2->AT2_	Adam15	Itga9
565	AM1	AT2_Retnla	9	0.172374	0.352332	0.172374	AM1->AT2_	Adam15	Itga9
566	AT2	AT2_Retnla	9	0.067084	0.352332	0.067084	AT2->AT2_	Adam15	Itga9
567	AT2_Retnla	AT2_Retnla	9	0.124352	0.352332	0.124352	AT2_Retnla	Adam15	Itga9
568	Fibroblasts	AT2_Retnla	9	0.228571	0.352332	0.228571	Fibroblasts-	Adam15	Itga9
569	IM2	Fibroblasts	9	0.321053	0.133333	0.133333	IM2->Fibro	Adam15	Itga9
570	IM1	Fibroblasts	9	0.316726	0.133333	0.133333	IM1->Fibro	Adam15	Itga9
571	AM3	Fibroblasts	9	0.420849	0.133333	0.133333	AM3->Fibro	Adam15	Itga9
572	AM2	Fibroblasts	9	0.201735	0.133333	0.133333	AM2->Fibro	Adam15	Itga9
573	AM1	Fibroblasts	9	0.172374	0.133333	0.133333	AM1->Fibro	Adam15	Itga9
574	AT2	Fibroblasts	9	0.067084	0.133333	0.067084	AT2->Fibrol	Adam15	Itga9
575	AT2_Retnla	Fibroblasts	9	0.124352	0.133333	0.124352	AT2_Retnla	Adam15	Itga9
576	Fibroblasts	Fibroblasts	9	0.228571	0.133333	0.133333	Fibroblasts-	Adam15	Itga9
577	IM2	IM2	10	0.321053	0.094737	0.094737	IM2->IM2/	Adam15	Itgav
578	IM1	IM2	10	0.316726	0.094737	0.094737	IM1->IM2/	Adam15	Itgav
579	AM3	IM2	10	0.420849	0.094737	0.094737	AM3->IM2,	Adam15	Itgav
580	AM2	IM2	10	0.201735	0.094737	0.094737	AM2->IM2,	Adam15	Itgav

581	AM1	IM2	10	0.172374	0.094737	0.094737	AM1->IM2,	Adam15	Itgav
582	AT2	IM2	10	0.067084	0.094737	0.067084	AT2->IM2/	Adam15	Itgav
583	AT2_Retnla	IM2	10	0.124352	0.094737	0.094737	AT2_Retnla	Adam15	Itgav
584	Fibroblasts	IM2	10	0.228571	0.094737	0.094737	Fibroblasts	Adam15	Itgav
585	IM2	IM1	10	0.321053	0.199288	0.199288	IM2->IM1/	Adam15	Itgav
586	IM1	IM1	10	0.316726	0.199288	0.199288	IM1->IM1/	Adam15	Itgav
587	AM3	IM1	10	0.420849	0.199288	0.199288	AM3->IM1,	Adam15	Itgav
588	AM2	IM1	10	0.201735	0.199288	0.199288	AM2->IM1,	Adam15	Itgav
589	AM1	IM1	10	0.172374	0.199288	0.172374	AM1->IM1,	Adam15	Itgav
590	AT2	IM1	10	0.067084	0.199288	0.067084	AT2->IM1/	Adam15	Itgav
591	AT2_Retnla	IM1	10	0.124352	0.199288	0.124352	AT2_Retnla	Adam15	Itgav
592	Fibroblasts	IM1	10	0.228571	0.199288	0.199288	Fibroblasts	Adam15	Itgav
593	IM2	AM3	10	0.321053	0.208494	0.208494	IM2->AM3,	Adam15	Itgav
594	IM1	AM3	10	0.316726	0.208494	0.208494	IM1->AM3,	Adam15	Itgav
595	AM3	AM3	10	0.420849	0.208494	0.208494	AM3->AM3	Adam15	Itgav
596	AM2	AM3	10	0.201735	0.208494	0.201735	AM2->AM3	Adam15	Itgav
597	AM1	AM3	10	0.172374	0.208494	0.172374	AM1->AM3	Adam15	Itgav
598	AT2	AM3	10	0.067084	0.208494	0.067084	AT2->AM3,	Adam15	Itgav
599	AT2_Retnla	AM3	10	0.124352	0.208494	0.124352	AT2_Retnla	Adam15	Itgav
600	Fibroblasts	AM3	10	0.228571	0.208494	0.208494	Fibroblasts	Adam15	Itgav
601	IM2	AM2	10	0.321053	0.112798	0.112798	IM2->AM2,	Adam15	Itgav
602	IM1	AM2	10	0.316726	0.112798	0.112798	IM1->AM2,	Adam15	Itgav
603	AM3	AM2	10	0.420849	0.112798	0.112798	AM3->AM2	Adam15	Itgav
604	AM2	AM2	10	0.201735	0.112798	0.112798	AM2->AM2	Adam15	Itgav
605	AM1	AM2	10	0.172374	0.112798	0.112798	AM1->AM2	Adam15	Itgav
606	AT2	AM2	10	0.067084	0.112798	0.067084	AT2->AM2,	Adam15	Itgav
607	AT2_Retnla	AM2	10	0.124352	0.112798	0.112798	AT2_Retnla	Adam15	Itgav
608	Fibroblasts	AM2	10	0.228571	0.112798	0.112798	Fibroblasts	Adam15	Itgav
609	IM2	AM1	10	0.321053	0.101598	0.101598	IM2->AM1,	Adam15	Itgav
610	IM1	AM1	10	0.316726	0.101598	0.101598	IM1->AM1,	Adam15	Itgav
611	AM3	AM1	10	0.420849	0.101598	0.101598	AM3->AM1	Adam15	Itgav
612	AM2	AM1	10	0.201735	0.101598	0.101598	AM2->AM1	Adam15	Itgav
613	AM1	AM1	10	0.172374	0.101598	0.101598	AM1->AM1	Adam15	Itgav
614	AT2	AM1	10	0.067084	0.101598	0.067084	AT2->AM1,	Adam15	Itgav
615	AT2_Retnla	AM1	10	0.124352	0.101598	0.101598	AT2_Retnla	Adam15	Itgav
616	Fibroblasts	AM1	10	0.228571	0.101598	0.101598	Fibroblasts	Adam15	Itgav
617	IM2	AT2	10	0.321053	0.14251	0.14251	IM2->AT2/	Adam15	Itgav
618	IM1	AT2	10	0.316726	0.14251	0.14251	IM1->AT2/	Adam15	Itgav
619	AM3	AT2	10	0.420849	0.14251	0.14251	AM3->AT2,	Adam15	Itgav
620	AM2	AT2	10	0.201735	0.14251	0.14251	AM2->AT2,	Adam15	Itgav
621	AM1	AT2	10	0.172374	0.14251	0.14251	AM1->AT2,	Adam15	Itgav
622	AT2	AT2	10	0.067084	0.14251	0.067084	AT2->AT2/	Adam15	Itgav
623	AT2_Retnla	AT2	10	0.124352	0.14251	0.124352	AT2_Retnla	Adam15	Itgav
624	Fibroblasts	AT2	10	0.228571	0.14251	0.14251	Fibroblasts	Adam15	Itgav
625	IM2	AT2_Retnla	10	0.321053	0.170984	0.170984	IM2->AT2_	Adam15	Itgav
626	IM1	AT2_Retnla	10	0.316726	0.170984	0.170984	IM1->AT2_	Adam15	Itgav
627	AM3	AT2_Retnla	10	0.420849	0.170984	0.170984	AM3->AT2_	Adam15	Itgav

628	AM2	AT2_Retnla	10	0.201735	0.170984	0.170984	AM2->AT2_	Adam15	Itgav
629	AM1	AT2_Retnla	10	0.172374	0.170984	0.170984	AM1->AT2_	Adam15	Itgav
630	AT2	AT2_Retnla	10	0.067084	0.170984	0.067084	AT2->AT2_	Adam15	Itgav
631	AT2_Retnla	AT2_Retnla	10	0.124352	0.170984	0.124352	AT2_Retnla	Adam15	Itgav
632	Fibroblasts	AT2_Retnla	10	0.228571	0.170984	0.170984	Fibroblasts-	Adam15	Itgav
633	IM2	Fibroblasts	10	0.321053	0.180952	0.180952	IM2->Fibro	Adam15	Itgav
634	IM1	Fibroblasts	10	0.316726	0.180952	0.180952	IM1->Fibro	Adam15	Itgav
635	AM3	Fibroblasts	10	0.420849	0.180952	0.180952	AM3->Fibr	Adam15	Itgav
636	AM2	Fibroblasts	10	0.201735	0.180952	0.180952	AM2->Fibr	Adam15	Itgav
637	AM1	Fibroblasts	10	0.172374	0.180952	0.172374	AM1->Fibr	Adam15	Itgav
638	AT2	Fibroblasts	10	0.067084	0.180952	0.067084	AT2->Fibro	Adam15	Itgav
639	AT2_Retnla	Fibroblasts	10	0.124352	0.180952	0.124352	AT2_Retnla	Adam15	Itgav
640	Fibroblasts	Fibroblasts	10	0.228571	0.180952	0.180952	Fibroblasts-	Adam15	Itgav
641	IM2	IM2	11	0.321053	0.321053	0.321053	IM2->IM2/	Adam15	Itgb1
642	IM1	IM2	11	0.316726	0.321053	0.316726	IM1->IM2/	Adam15	Itgb1
643	AM3	IM2	11	0.420849	0.321053	0.321053	AM3->IM2,	Adam15	Itgb1
644	AM2	IM2	11	0.201735	0.321053	0.201735	AM2->IM2,	Adam15	Itgb1
645	AM1	IM2	11	0.172374	0.321053	0.172374	AM1->IM2,	Adam15	Itgb1
646	AT2	IM2	11	0.067084	0.321053	0.067084	AT2->IM2/	Adam15	Itgb1
647	AT2_Retnla	IM2	11	0.124352	0.321053	0.124352	AT2_Retnla	Adam15	Itgb1
648	Fibroblasts	IM2	11	0.228571	0.321053	0.228571	Fibroblasts-	Adam15	Itgb1
649	IM2	IM1	11	0.321053	0.377224	0.321053	IM2->IM1/	Adam15	Itgb1
650	IM1	IM1	11	0.316726	0.377224	0.316726	IM1->IM1/	Adam15	Itgb1
651	AM3	IM1	11	0.420849	0.377224	0.377224	AM3->IM1,	Adam15	Itgb1
652	AM2	IM1	11	0.201735	0.377224	0.201735	AM2->IM1,	Adam15	Itgb1
653	AM1	IM1	11	0.172374	0.377224	0.172374	AM1->IM1,	Adam15	Itgb1
654	AT2	IM1	11	0.067084	0.377224	0.067084	AT2->IM1/	Adam15	Itgb1
655	AT2_Retnla	IM1	11	0.124352	0.377224	0.124352	AT2_Retnla	Adam15	Itgb1
656	Fibroblasts	IM1	11	0.228571	0.377224	0.228571	Fibroblasts-	Adam15	Itgb1
657	IM2	AM3	11	0.321053	0.633205	0.321053	IM2->AM3,	Adam15	Itgb1
658	IM1	AM3	11	0.316726	0.633205	0.316726	IM1->AM3,	Adam15	Itgb1
659	AM3	AM3	11	0.420849	0.633205	0.420849	AM3->AM3	Adam15	Itgb1
660	AM2	AM3	11	0.201735	0.633205	0.201735	AM2->AM3	Adam15	Itgb1
661	AM1	AM3	11	0.172374	0.633205	0.172374	AM1->AM3	Adam15	Itgb1
662	AT2	AM3	11	0.067084	0.633205	0.067084	AT2->AM3,	Adam15	Itgb1
663	AT2_Retnla	AM3	11	0.124352	0.633205	0.124352	AT2_Retnla	Adam15	Itgb1
664	Fibroblasts	AM3	11	0.228571	0.633205	0.228571	Fibroblasts-	Adam15	Itgb1
665	IM2	AM2	11	0.321053	0.572668	0.321053	IM2->AM2,	Adam15	Itgb1
666	IM1	AM2	11	0.316726	0.572668	0.316726	IM1->AM2,	Adam15	Itgb1
667	AM3	AM2	11	0.420849	0.572668	0.420849	AM3->AM2	Adam15	Itgb1
668	AM2	AM2	11	0.201735	0.572668	0.201735	AM2->AM2	Adam15	Itgb1
669	AM1	AM2	11	0.172374	0.572668	0.172374	AM1->AM2	Adam15	Itgb1
670	AT2	AM2	11	0.067084	0.572668	0.067084	AT2->AM2,	Adam15	Itgb1
671	AT2_Retnla	AM2	11	0.124352	0.572668	0.124352	AT2_Retnla	Adam15	Itgb1
672	Fibroblasts	AM2	11	0.228571	0.572668	0.228571	Fibroblasts-	Adam15	Itgb1
673	IM2	AM1	11	0.321053	0.509132	0.321053	IM2->AM1,	Adam15	Itgb1
674	IM1	AM1	11	0.316726	0.509132	0.316726	IM1->AM1,	Adam15	Itgb1

675	AM3	AM1	11	0.420849	0.509132	0.420849	AM3->AM1	Adam15	Itgb1
676	AM2	AM1	11	0.201735	0.509132	0.201735	AM2->AM1	Adam15	Itgb1
677	AM1	AM1	11	0.172374	0.509132	0.172374	AM1->AM1	Adam15	Itgb1
678	AT2	AM1	11	0.067084	0.509132	0.067084	AT2->AM1/	Adam15	Itgb1
679	AT2_Retnla	AM1	11	0.124352	0.509132	0.124352	AT2_Retnla	Adam15	Itgb1
680	Fibroblasts	AM1	11	0.228571	0.509132	0.228571	Fibroblasts-	Adam15	Itgb1
681	IM2	AT2	11	0.321053	0.421967	0.321053	IM2->AT2/	Adam15	Itgb1
682	IM1	AT2	11	0.316726	0.421967	0.316726	IM1->AT2/	Adam15	Itgb1
683	AM3	AT2	11	0.420849	0.421967	0.420849	AM3->AT2/	Adam15	Itgb1
684	AM2	AT2	11	0.201735	0.421967	0.201735	AM2->AT2/	Adam15	Itgb1
685	AM1	AT2	11	0.172374	0.421967	0.172374	AM1->AT2/	Adam15	Itgb1
686	AT2	AT2	11	0.067084	0.421967	0.067084	AT2->AT2/	Adam15	Itgb1
687	AT2_Retnla	AT2	11	0.124352	0.421967	0.124352	AT2_Retnla	Adam15	Itgb1
688	Fibroblasts	AT2	11	0.228571	0.421967	0.228571	Fibroblasts-	Adam15	Itgb1
689	IM2	AT2_Retnla	11	0.321053	0.430052	0.321053	IM2->AT2_	Adam15	Itgb1
690	IM1	AT2_Retnla	11	0.316726	0.430052	0.316726	IM1->AT2_	Adam15	Itgb1
691	AM3	AT2_Retnla	11	0.420849	0.430052	0.420849	AM3->AT2_	Adam15	Itgb1
692	AM2	AT2_Retnla	11	0.201735	0.430052	0.201735	AM2->AT2_	Adam15	Itgb1
693	AM1	AT2_Retnla	11	0.172374	0.430052	0.172374	AM1->AT2_	Adam15	Itgb1
694	AT2	AT2_Retnla	11	0.067084	0.430052	0.067084	AT2->AT2_	Adam15	Itgb1
695	AT2_Retnla	AT2_Retnla	11	0.124352	0.430052	0.124352	AT2_Retnla	Adam15	Itgb1
696	Fibroblasts	AT2_Retnla	11	0.228571	0.430052	0.228571	Fibroblasts-	Adam15	Itgb1
697	IM2	Fibroblasts	11	0.321053	0.666667	0.321053	IM2->Fibro	Adam15	Itgb1
698	IM1	Fibroblasts	11	0.316726	0.666667	0.316726	IM1->Fibro	Adam15	Itgb1
699	AM3	Fibroblasts	11	0.420849	0.666667	0.420849	AM3->Fibr	Adam15	Itgb1
700	AM2	Fibroblasts	11	0.201735	0.666667	0.201735	AM2->Fibr	Adam15	Itgb1
701	AM1	Fibroblasts	11	0.172374	0.666667	0.172374	AM1->Fibr	Adam15	Itgb1
702	AT2	Fibroblasts	11	0.067084	0.666667	0.067084	AT2->Fibro	Adam15	Itgb1
703	AT2_Retnla	Fibroblasts	11	0.124352	0.666667	0.124352	AT2_Retnla	Adam15	Itgb1
704	Fibroblasts	Fibroblasts	11	0.228571	0.666667	0.228571	Fibroblasts-	Adam15	Itgb1
841	IM2	IM1	14	0.163158	0.088968	0.088968	IM2->IM1/	Adam17	Itga5
842	IM1	IM1	14	0.209964	0.088968	0.088968	IM1->IM1/	Adam17	Itga5
843	AM3	IM1	14	0.397683	0.088968	0.088968	AM3->IM1/	Adam17	Itga5
844	AM2	IM1	14	0.366594	0.088968	0.088968	AM2->IM1/	Adam17	Itga5
845	AM1	IM1	14	0.287671	0.088968	0.088968	AM1->IM1/	Adam17	Itga5
846	AT2	IM1	14	0.156761	0.088968	0.088968	AT2->IM1/	Adam17	Itga5
847	AT2_Retnla	IM1	14	0.181347	0.088968	0.088968	AT2_Retnla	Adam17	Itga5
848	Fibroblasts	IM1	14	0.247619	0.088968	0.088968	Fibroblasts-	Adam17	Itga5
849	IM2	AM3	14	0.163158	0.23166	0.163158	IM2->AM3/	Adam17	Itga5
850	IM1	AM3	14	0.209964	0.23166	0.209964	IM1->AM3/	Adam17	Itga5
851	AM3	AM3	14	0.397683	0.23166	0.23166	AM3->AM3	Adam17	Itga5
852	AM2	AM3	14	0.366594	0.23166	0.23166	AM2->AM3	Adam17	Itga5
853	AM1	AM3	14	0.287671	0.23166	0.23166	AM1->AM3	Adam17	Itga5
854	AT2	AM3	14	0.156761	0.23166	0.156761	AT2->AM3/	Adam17	Itga5
855	AT2_Retnla	AM3	14	0.181347	0.23166	0.181347	AT2_Retnla	Adam17	Itga5
856	Fibroblasts	AM3	14	0.247619	0.23166	0.23166	Fibroblasts-	Adam17	Itga5
857	IM2	AM2	14	0.163158	0.18872	0.163158	IM2->AM2/	Adam17	Itga5

858	IM1	AM2	14	0.209964	0.18872	0.18872	IM1->AM2,	Adam17	Itga5
859	AM3	AM2	14	0.397683	0.18872	0.18872	AM3->AM2	Adam17	Itga5
860	AM2	AM2	14	0.366594	0.18872	0.18872	AM2->AM2	Adam17	Itga5
861	AM1	AM2	14	0.287671	0.18872	0.18872	AM1->AM2	Adam17	Itga5
862	AT2	AM2	14	0.156761	0.18872	0.156761	AT2->AM2,	Adam17	Itga5
863	AT2_Retnla	AM2	14	0.181347	0.18872	0.181347	AT2_Retnla	Adam17	Itga5
864	Fibroblasts	AM2	14	0.247619	0.18872	0.18872	Fibroblasts-	Adam17	Itga5
865	IM2	AM1	14	0.163158	0.134703	0.134703	IM2->AM1,	Adam17	Itga5
866	IM1	AM1	14	0.209964	0.134703	0.134703	IM1->AM1,	Adam17	Itga5
867	AM3	AM1	14	0.397683	0.134703	0.134703	AM3->AM1	Adam17	Itga5
868	AM2	AM1	14	0.366594	0.134703	0.134703	AM2->AM1	Adam17	Itga5
869	AM1	AM1	14	0.287671	0.134703	0.134703	AM1->AM1	Adam17	Itga5
870	AT2	AM1	14	0.156761	0.134703	0.134703	AT2->AM1,	Adam17	Itga5
871	AT2_Retnla	AM1	14	0.181347	0.134703	0.134703	AT2_Retnla	Adam17	Itga5
872	Fibroblasts	AM1	14	0.247619	0.134703	0.134703	Fibroblasts-	Adam17	Itga5
889	IM2	Fibroblasts	14	0.163158	0.095238	0.095238	IM2->Fibro	Adam17	Itga5
890	IM1	Fibroblasts	14	0.209964	0.095238	0.095238	IM1->Fibro	Adam17	Itga5
891	AM3	Fibroblasts	14	0.397683	0.095238	0.095238	AM3->Fibr	Adam17	Itga5
892	AM2	Fibroblasts	14	0.366594	0.095238	0.095238	AM2->Fibr	Adam17	Itga5
893	AM1	Fibroblasts	14	0.287671	0.095238	0.095238	AM1->Fibr	Adam17	Itga5
894	AT2	Fibroblasts	14	0.156761	0.095238	0.095238	AT2->Fibrol	Adam17	Itga5
895	AT2_Retnla	Fibroblasts	14	0.181347	0.095238	0.095238	AT2_Retnla	Adam17	Itga5
896	Fibroblasts	Fibroblasts	14	0.247619	0.095238	0.095238	Fibroblasts-	Adam17	Itga5
897	IM2	IM2	15	0.163158	0.321053	0.163158	IM2->IM2/	Adam17	Itgb1
898	IM1	IM2	15	0.209964	0.321053	0.209964	IM1->IM2/	Adam17	Itgb1
899	AM3	IM2	15	0.397683	0.321053	0.321053	AM3->IM2,	Adam17	Itgb1
900	AM2	IM2	15	0.366594	0.321053	0.321053	AM2->IM2,	Adam17	Itgb1
901	AM1	IM2	15	0.287671	0.321053	0.287671	AM1->IM2,	Adam17	Itgb1
902	AT2	IM2	15	0.156761	0.321053	0.156761	AT2->IM2/	Adam17	Itgb1
903	AT2_Retnla	IM2	15	0.181347	0.321053	0.181347	AT2_Retnla	Adam17	Itgb1
904	Fibroblasts	IM2	15	0.247619	0.321053	0.247619	Fibroblasts-	Adam17	Itgb1
905	IM2	IM1	15	0.163158	0.377224	0.163158	IM2->IM1/	Adam17	Itgb1
906	IM1	IM1	15	0.209964	0.377224	0.209964	IM1->IM1/	Adam17	Itgb1
907	AM3	IM1	15	0.397683	0.377224	0.377224	AM3->IM1,	Adam17	Itgb1
908	AM2	IM1	15	0.366594	0.377224	0.366594	AM2->IM1,	Adam17	Itgb1
909	AM1	IM1	15	0.287671	0.377224	0.287671	AM1->IM1,	Adam17	Itgb1
910	AT2	IM1	15	0.156761	0.377224	0.156761	AT2->IM1/	Adam17	Itgb1
911	AT2_Retnla	IM1	15	0.181347	0.377224	0.181347	AT2_Retnla	Adam17	Itgb1
912	Fibroblasts	IM1	15	0.247619	0.377224	0.247619	Fibroblasts-	Adam17	Itgb1
913	IM2	AM3	15	0.163158	0.633205	0.163158	IM2->AM3,	Adam17	Itgb1
914	IM1	AM3	15	0.209964	0.633205	0.209964	IM1->AM3,	Adam17	Itgb1
915	AM3	AM3	15	0.397683	0.633205	0.397683	AM3->AM3	Adam17	Itgb1
916	AM2	AM3	15	0.366594	0.633205	0.366594	AM2->AM3	Adam17	Itgb1
917	AM1	AM3	15	0.287671	0.633205	0.287671	AM1->AM3	Adam17	Itgb1
918	AT2	AM3	15	0.156761	0.633205	0.156761	AT2->AM3,	Adam17	Itgb1
919	AT2_Retnla	AM3	15	0.181347	0.633205	0.181347	AT2_Retnla	Adam17	Itgb1
920	Fibroblasts	AM3	15	0.247619	0.633205	0.247619	Fibroblasts-	Adam17	Itgb1

921	IM2	AM2	15	0.163158	0.572668	0.163158	IM2->AM2,	Adam17	Itgb1
922	IM1	AM2	15	0.209964	0.572668	0.209964	IM1->AM2,	Adam17	Itgb1
923	AM3	AM2	15	0.397683	0.572668	0.397683	AM3->AM2	Adam17	Itgb1
924	AM2	AM2	15	0.366594	0.572668	0.366594	AM2->AM2	Adam17	Itgb1
925	AM1	AM2	15	0.287671	0.572668	0.287671	AM1->AM2	Adam17	Itgb1
926	AT2	AM2	15	0.156761	0.572668	0.156761	AT2->AM2,	Adam17	Itgb1
927	AT2_Retnla	AM2	15	0.181347	0.572668	0.181347	AT2_Retnla	Adam17	Itgb1
928	Fibroblasts	AM2	15	0.247619	0.572668	0.247619	Fibroblasts	Adam17	Itgb1
929	IM2	AM1	15	0.163158	0.509132	0.163158	IM2->AM1,	Adam17	Itgb1
930	IM1	AM1	15	0.209964	0.509132	0.209964	IM1->AM1,	Adam17	Itgb1
931	AM3	AM1	15	0.397683	0.509132	0.397683	AM3->AM1	Adam17	Itgb1
932	AM2	AM1	15	0.366594	0.509132	0.366594	AM2->AM1	Adam17	Itgb1
933	AM1	AM1	15	0.287671	0.509132	0.287671	AM1->AM1	Adam17	Itgb1
934	AT2	AM1	15	0.156761	0.509132	0.156761	AT2->AM1,	Adam17	Itgb1
935	AT2_Retnla	AM1	15	0.181347	0.509132	0.181347	AT2_Retnla	Adam17	Itgb1
936	Fibroblasts	AM1	15	0.247619	0.509132	0.247619	Fibroblasts	Adam17	Itgb1
937	IM2	AT2	15	0.163158	0.421967	0.163158	IM2->AT2/	Adam17	Itgb1
938	IM1	AT2	15	0.209964	0.421967	0.209964	IM1->AT2/	Adam17	Itgb1
939	AM3	AT2	15	0.397683	0.421967	0.397683	AM3->AT2,	Adam17	Itgb1
940	AM2	AT2	15	0.366594	0.421967	0.366594	AM2->AT2,	Adam17	Itgb1
941	AM1	AT2	15	0.287671	0.421967	0.287671	AM1->AT2,	Adam17	Itgb1
942	AT2	AT2	15	0.156761	0.421967	0.156761	AT2->AT2/	Adam17	Itgb1
943	AT2_Retnla	AT2	15	0.181347	0.421967	0.181347	AT2_Retnla	Adam17	Itgb1
944	Fibroblasts	AT2	15	0.247619	0.421967	0.247619	Fibroblasts	Adam17	Itgb1
945	IM2	AT2_Retnla	15	0.163158	0.430052	0.163158	IM2->AT2_	Adam17	Itgb1
946	IM1	AT2_Retnla	15	0.209964	0.430052	0.209964	IM1->AT2_	Adam17	Itgb1
947	AM3	AT2_Retnla	15	0.397683	0.430052	0.397683	AM3->AT2_	Adam17	Itgb1
948	AM2	AT2_Retnla	15	0.366594	0.430052	0.366594	AM2->AT2_	Adam17	Itgb1
949	AM1	AT2_Retnla	15	0.287671	0.430052	0.287671	AM1->AT2_	Adam17	Itgb1
950	AT2	AT2_Retnla	15	0.156761	0.430052	0.156761	AT2->AT2_	Adam17	Itgb1
951	AT2_Retnla	AT2_Retnla	15	0.181347	0.430052	0.181347	AT2_Retnla	Adam17	Itgb1
952	Fibroblasts	AT2_Retnla	15	0.247619	0.430052	0.247619	Fibroblasts	Adam17	Itgb1
953	IM2	Fibroblasts	15	0.163158	0.666667	0.163158	IM2->Fibro	Adam17	Itgb1
954	IM1	Fibroblasts	15	0.209964	0.666667	0.209964	IM1->Fibro	Adam17	Itgb1
955	AM3	Fibroblasts	15	0.397683	0.666667	0.397683	AM3->Fibr	Adam17	Itgb1
956	AM2	Fibroblasts	15	0.366594	0.666667	0.366594	AM2->Fibr	Adam17	Itgb1
957	AM1	Fibroblasts	15	0.287671	0.666667	0.287671	AM1->Fibr	Adam17	Itgb1
958	AT2	Fibroblasts	15	0.156761	0.666667	0.156761	AT2->Fibro	Adam17	Itgb1
959	AT2_Retnla	Fibroblasts	15	0.181347	0.666667	0.181347	AT2_Retnla	Adam17	Itgb1
960	Fibroblasts	Fibroblasts	15	0.247619	0.666667	0.247619	Fibroblasts	Adam17	Itgb1
961	IM2	IM2	16	0.163158	0.089474	0.089474	IM2->IM2/	Adam17	Notch1
962	IM1	IM2	16	0.209964	0.089474	0.089474	IM1->IM2/	Adam17	Notch1
963	AM3	IM2	16	0.397683	0.089474	0.089474	AM3->IM2,	Adam17	Notch1
964	AM2	IM2	16	0.366594	0.089474	0.089474	AM2->IM2,	Adam17	Notch1
965	AM1	IM2	16	0.287671	0.089474	0.089474	AM1->IM2,	Adam17	Notch1
966	AT2	IM2	16	0.156761	0.089474	0.089474	AT2->IM2/	Adam17	Notch1
967	AT2_Retnla	IM2	16	0.181347	0.089474	0.089474	AT2_Retnla	Adam17	Notch1

968	Fibroblasts	IM2	16	0.247619	0.089474	0.089474	Fibroblasts·	Adam17	Notch1
969	IM2	IM1	16	0.163158	0.099644	0.099644	IM2->IM1/	Adam17	Notch1
970	IM1	IM1	16	0.209964	0.099644	0.099644	IM1->IM1/	Adam17	Notch1
971	AM3	IM1	16	0.397683	0.099644	0.099644	AM3->IM1,	Adam17	Notch1
972	AM2	IM1	16	0.366594	0.099644	0.099644	AM2->IM1,	Adam17	Notch1
973	AM1	IM1	16	0.287671	0.099644	0.099644	AM1->IM1,	Adam17	Notch1
974	AT2	IM1	16	0.156761	0.099644	0.099644	AT2->IM1/	Adam17	Notch1
975	AT2_Retnla	IM1	16	0.181347	0.099644	0.099644	AT2_Retnla	Adam17	Notch1
976	Fibroblasts	IM1	16	0.247619	0.099644	0.099644	Fibroblasts·	Adam17	Notch1
977	IM2	AM3	16	0.163158	0.166023	0.163158	IM2->AM3,	Adam17	Notch1
978	IM1	AM3	16	0.209964	0.166023	0.166023	IM1->AM3,	Adam17	Notch1
979	AM3	AM3	16	0.397683	0.166023	0.166023	AM3->AM3	Adam17	Notch1
980	AM2	AM3	16	0.366594	0.166023	0.166023	AM2->AM3	Adam17	Notch1
981	AM1	AM3	16	0.287671	0.166023	0.166023	AM1->AM3	Adam17	Notch1
982	AT2	AM3	16	0.156761	0.166023	0.156761	AT2->AM3,	Adam17	Notch1
983	AT2_Retnla	AM3	16	0.181347	0.166023	0.166023	AT2_Retnla	Adam17	Notch1
984	Fibroblasts	AM3	16	0.247619	0.166023	0.166023	Fibroblasts·	Adam17	Notch1
985	IM2	AM2	16	0.163158	0.140998	0.140998	IM2->AM2,	Adam17	Notch1
986	IM1	AM2	16	0.209964	0.140998	0.140998	IM1->AM2,	Adam17	Notch1
987	AM3	AM2	16	0.397683	0.140998	0.140998	AM3->AM2	Adam17	Notch1
988	AM2	AM2	16	0.366594	0.140998	0.140998	AM2->AM2	Adam17	Notch1
989	AM1	AM2	16	0.287671	0.140998	0.140998	AM1->AM2	Adam17	Notch1
990	AT2	AM2	16	0.156761	0.140998	0.140998	AT2->AM2,	Adam17	Notch1
991	AT2_Retnla	AM2	16	0.181347	0.140998	0.140998	AT2_Retnla	Adam17	Notch1
992	Fibroblasts	AM2	16	0.247619	0.140998	0.140998	Fibroblasts·	Adam17	Notch1
993	IM2	AM1	16	0.163158	0.165525	0.163158	IM2->AM1,	Adam17	Notch1
994	IM1	AM1	16	0.209964	0.165525	0.165525	IM1->AM1,	Adam17	Notch1
995	AM3	AM1	16	0.397683	0.165525	0.165525	AM3->AM1	Adam17	Notch1
996	AM2	AM1	16	0.366594	0.165525	0.165525	AM2->AM1	Adam17	Notch1
997	AM1	AM1	16	0.287671	0.165525	0.165525	AM1->AM1	Adam17	Notch1
998	AT2	AM1	16	0.156761	0.165525	0.156761	AT2->AM1,	Adam17	Notch1
999	AT2_Retnla	AM1	16	0.181347	0.165525	0.165525	AT2_Retnla	Adam17	Notch1
1000	Fibroblasts	AM1	16	0.247619	0.165525	0.165525	Fibroblasts·	Adam17	Notch1
1001	IM2	AT2	16	0.163158	0.108446	0.108446	IM2->AT2/	Adam17	Notch1
1002	IM1	AT2	16	0.209964	0.108446	0.108446	IM1->AT2/	Adam17	Notch1
1003	AM3	AT2	16	0.397683	0.108446	0.108446	AM3->AT2,	Adam17	Notch1
1004	AM2	AT2	16	0.366594	0.108446	0.108446	AM2->AT2,	Adam17	Notch1
1005	AM1	AT2	16	0.287671	0.108446	0.108446	AM1->AT2,	Adam17	Notch1
1006	AT2	AT2	16	0.156761	0.108446	0.108446	AT2->AT2/	Adam17	Notch1
1007	AT2_Retnla	AT2	16	0.181347	0.108446	0.108446	AT2_Retnla	Adam17	Notch1
1008	Fibroblasts	AT2	16	0.247619	0.108446	0.108446	Fibroblasts·	Adam17	Notch1
1009	IM2	AT2_Retnla	16	0.163158	0.145078	0.145078	IM2->AT2_	Adam17	Notch1
1010	IM1	AT2_Retnla	16	0.209964	0.145078	0.145078	IM1->AT2_	Adam17	Notch1
1011	AM3	AT2_Retnla	16	0.397683	0.145078	0.145078	AM3->AT2_	Adam17	Notch1
1012	AM2	AT2_Retnla	16	0.366594	0.145078	0.145078	AM2->AT2_	Adam17	Notch1
1013	AM1	AT2_Retnla	16	0.287671	0.145078	0.145078	AM1->AT2_	Adam17	Notch1
1014	AT2	AT2_Retnla	16	0.156761	0.145078	0.145078	AT2->AT2_	Adam17	Notch1

1015	AT2_Retnla	AT2_Retnla	16	0.181347	0.145078	0.145078	AT2_Retnla	Adam17	Notch1
1016	Fibroblasts	AT2_Retnla	16	0.247619	0.145078	0.145078	Fibroblasts-	Adam17	Notch1
1017	IM2	Fibroblasts	16	0.163158	0.095238	0.095238	IM2->Fibro	Adam17	Notch1
1018	IM1	Fibroblasts	16	0.209964	0.095238	0.095238	IM1->Fibro	Adam17	Notch1
1019	AM3	Fibroblasts	16	0.397683	0.095238	0.095238	AM3->Fibr	Adam17	Notch1
1020	AM2	Fibroblasts	16	0.366594	0.095238	0.095238	AM2->Fibr	Adam17	Notch1
1021	AM1	Fibroblasts	16	0.287671	0.095238	0.095238	AM1->Fibr	Adam17	Notch1
1022	AT2	Fibroblasts	16	0.156761	0.095238	0.095238	AT2->Fibro	Adam17	Notch1
1023	AT2_Retnla	Fibroblasts	16	0.181347	0.095238	0.095238	AT2_Retnla	Adam17	Notch1
1024	Fibroblasts	Fibroblasts	16	0.247619	0.095238	0.095238	Fibroblasts-	Adam17	Notch1
1040	Fibroblasts	IM1	17	0.085714	0.088968	0.085714	Fibroblasts-	Adam23	Itga5
1048	Fibroblasts	AM3	17	0.085714	0.23166	0.085714	Fibroblasts-	Adam23	Itga5
1056	Fibroblasts	AM2	17	0.085714	0.18872	0.085714	Fibroblasts-	Adam23	Itga5
1064	Fibroblasts	AM1	17	0.085714	0.134703	0.085714	Fibroblasts-	Adam23	Itga5
1088	Fibroblasts	Fibroblasts	17	0.085714	0.095238	0.085714	Fibroblasts-	Adam23	Itga5
1257	IM2	AT2	20	0.178947	0.105666	0.105666	IM2->AT2/	Adam9	Itga3
1258	IM1	AT2	20	0.170819	0.105666	0.105666	IM1->AT2/	Adam9	Itga3
1259	AM3	AT2	20	0.289575	0.105666	0.105666	AM3->AT2/	Adam9	Itga3
1260	AM2	AT2	20	0.284165	0.105666	0.105666	AM2->AT2/	Adam9	Itga3
1261	AM1	AT2	20	0.190639	0.105666	0.105666	AM1->AT2/	Adam9	Itga3
1262	AT2	AT2	20	0.152242	0.105666	0.105666	AT2->AT2/	Adam9	Itga3
1263	AT2_Retnla	AT2	20	0.290155	0.105666	0.105666	AT2_Retnla	Adam9	Itga3
1264	Fibroblasts	AT2	20	0.228571	0.105666	0.105666	Fibroblasts-	Adam9	Itga3
1265	IM2	AT2_Retnla	20	0.178947	0.145078	0.145078	IM2->AT2_	Adam9	Itga3
1266	IM1	AT2_Retnla	20	0.170819	0.145078	0.145078	IM1->AT2_	Adam9	Itga3
1267	AM3	AT2_Retnla	20	0.289575	0.145078	0.145078	AM3->AT2_	Adam9	Itga3
1268	AM2	AT2_Retnla	20	0.284165	0.145078	0.145078	AM2->AT2_	Adam9	Itga3
1269	AM1	AT2_Retnla	20	0.190639	0.145078	0.145078	AM1->AT2_	Adam9	Itga3
1270	AT2	AT2_Retnla	20	0.152242	0.145078	0.145078	AT2->AT2_	Adam9	Itga3
1271	AT2_Retnla	AT2_Retnla	20	0.290155	0.145078	0.145078	AT2_Retnla	Adam9	Itga3
1272	Fibroblasts	AT2_Retnla	20	0.228571	0.145078	0.145078	Fibroblasts-	Adam9	Itga3
1281	IM2	IM2	21	0.178947	0.084211	0.084211	IM2->IM2/	Adam9	Itga6
1282	IM1	IM2	21	0.170819	0.084211	0.084211	IM1->IM2/	Adam9	Itga6
1283	AM3	IM2	21	0.289575	0.084211	0.084211	AM3->IM2/	Adam9	Itga6
1284	AM2	IM2	21	0.284165	0.084211	0.084211	AM2->IM2/	Adam9	Itga6
1285	AM1	IM2	21	0.190639	0.084211	0.084211	AM1->IM2/	Adam9	Itga6
1286	AT2	IM2	21	0.152242	0.084211	0.084211	AT2->IM2/	Adam9	Itga6
1287	AT2_Retnla	IM2	21	0.290155	0.084211	0.084211	AT2_Retnla	Adam9	Itga6
1288	Fibroblasts	IM2	21	0.228571	0.084211	0.084211	Fibroblasts-	Adam9	Itga6
1289	IM2	IM1	21	0.178947	0.181495	0.178947	IM2->IM1/	Adam9	Itga6
1290	IM1	IM1	21	0.170819	0.181495	0.170819	IM1->IM1/	Adam9	Itga6
1291	AM3	IM1	21	0.289575	0.181495	0.181495	AM3->IM1/	Adam9	Itga6
1292	AM2	IM1	21	0.284165	0.181495	0.181495	AM2->IM1/	Adam9	Itga6
1293	AM1	IM1	21	0.190639	0.181495	0.181495	AM1->IM1/	Adam9	Itga6
1294	AT2	IM1	21	0.152242	0.181495	0.152242	AT2->IM1/	Adam9	Itga6
1295	AT2_Retnla	IM1	21	0.290155	0.181495	0.181495	AT2_Retnla	Adam9	Itga6
1296	Fibroblasts	IM1	21	0.228571	0.181495	0.181495	Fibroblasts-	Adam9	Itga6

1297	IM2	AM3	21	0.178947	0.088803	0.088803	IM2->AM3,	Adam9	Itga6
1298	IM1	AM3	21	0.170819	0.088803	0.088803	IM1->AM3,	Adam9	Itga6
1299	AM3	AM3	21	0.289575	0.088803	0.088803	AM3->AM3	Adam9	Itga6
1300	AM2	AM3	21	0.284165	0.088803	0.088803	AM2->AM3	Adam9	Itga6
1301	AM1	AM3	21	0.190639	0.088803	0.088803	AM1->AM3	Adam9	Itga6
1302	AT2	AM3	21	0.152242	0.088803	0.088803	AT2->AM3,	Adam9	Itga6
1303	AT2_Retnla	AM3	21	0.290155	0.088803	0.088803	AT2_Retnla	Adam9	Itga6
1304	Fibroblasts	AM3	21	0.228571	0.088803	0.088803	Fibroblasts	Adam9	Itga6
1305	IM2	AM2	21	0.178947	0.058568	0.058568	IM2->AM2,	Adam9	Itga6
1306	IM1	AM2	21	0.170819	0.058568	0.058568	IM1->AM2,	Adam9	Itga6
1307	AM3	AM2	21	0.289575	0.058568	0.058568	AM3->AM2	Adam9	Itga6
1308	AM2	AM2	21	0.284165	0.058568	0.058568	AM2->AM2	Adam9	Itga6
1309	AM1	AM2	21	0.190639	0.058568	0.058568	AM1->AM2	Adam9	Itga6
1310	AT2	AM2	21	0.152242	0.058568	0.058568	AT2->AM2,	Adam9	Itga6
1311	AT2_Retnla	AM2	21	0.290155	0.058568	0.058568	AT2_Retnla	Adam9	Itga6
1312	Fibroblasts	AM2	21	0.228571	0.058568	0.058568	Fibroblasts	Adam9	Itga6
1313	IM2	AM1	21	0.178947	0.059361	0.059361	IM2->AM1,	Adam9	Itga6
1314	IM1	AM1	21	0.170819	0.059361	0.059361	IM1->AM1,	Adam9	Itga6
1315	AM3	AM1	21	0.289575	0.059361	0.059361	AM3->AM1	Adam9	Itga6
1316	AM2	AM1	21	0.284165	0.059361	0.059361	AM2->AM1	Adam9	Itga6
1317	AM1	AM1	21	0.190639	0.059361	0.059361	AM1->AM1	Adam9	Itga6
1318	AT2	AM1	21	0.152242	0.059361	0.059361	AT2->AM1,	Adam9	Itga6
1319	AT2_Retnla	AM1	21	0.290155	0.059361	0.059361	AT2_Retnla	Adam9	Itga6
1320	Fibroblasts	AM1	21	0.228571	0.059361	0.059361	Fibroblasts	Adam9	Itga6
1321	IM2	AT2	21	0.178947	0.12513	0.12513	IM2->AT2/	Adam9	Itga6
1322	IM1	AT2	21	0.170819	0.12513	0.12513	IM1->AT2/	Adam9	Itga6
1323	AM3	AT2	21	0.289575	0.12513	0.12513	AM3->AT2,	Adam9	Itga6
1324	AM2	AT2	21	0.284165	0.12513	0.12513	AM2->AT2,	Adam9	Itga6
1325	AM1	AT2	21	0.190639	0.12513	0.12513	AM1->AT2,	Adam9	Itga6
1326	AT2	AT2	21	0.152242	0.12513	0.12513	AT2->AT2/	Adam9	Itga6
1327	AT2_Retnla	AT2	21	0.290155	0.12513	0.12513	AT2_Retnla	Adam9	Itga6
1328	Fibroblasts	AT2	21	0.228571	0.12513	0.12513	Fibroblasts	Adam9	Itga6
1329	IM2	AT2_Retnla	21	0.178947	0.165803	0.165803	IM2->AT2_	Adam9	Itga6
1330	IM1	AT2_Retnla	21	0.170819	0.165803	0.165803	IM1->AT2_	Adam9	Itga6
1331	AM3	AT2_Retnla	21	0.289575	0.165803	0.165803	AM3->AT2_	Adam9	Itga6
1332	AM2	AT2_Retnla	21	0.284165	0.165803	0.165803	AM2->AT2_	Adam9	Itga6
1333	AM1	AT2_Retnla	21	0.190639	0.165803	0.165803	AM1->AT2_	Adam9	Itga6
1334	AT2	AT2_Retnla	21	0.152242	0.165803	0.152242	AT2->AT2_	Adam9	Itga6
1335	AT2_Retnla	AT2_Retnla	21	0.290155	0.165803	0.165803	AT2_Retnla	Adam9	Itga6
1336	Fibroblasts	AT2_Retnla	21	0.228571	0.165803	0.165803	Fibroblasts	Adam9	Itga6
1345	IM2	IM2	22	0.178947	0.094737	0.094737	IM2->IM2/	Adam9	Itgav
1346	IM1	IM2	22	0.170819	0.094737	0.094737	IM1->IM2/	Adam9	Itgav
1347	AM3	IM2	22	0.289575	0.094737	0.094737	AM3->IM2,	Adam9	Itgav
1348	AM2	IM2	22	0.284165	0.094737	0.094737	AM2->IM2,	Adam9	Itgav
1349	AM1	IM2	22	0.190639	0.094737	0.094737	AM1->IM2,	Adam9	Itgav
1350	AT2	IM2	22	0.152242	0.094737	0.094737	AT2->IM2/	Adam9	Itgav
1351	AT2_Retnla	IM2	22	0.290155	0.094737	0.094737	AT2_Retnla	Adam9	Itgav

1352	Fibroblasts	IM2	22	0.228571	0.094737	0.094737	Fibroblasts·	Adam9	Itgav
1353	IM2	IM1	22	0.178947	0.199288	0.178947	IM2->IM1/	Adam9	Itgav
1354	IM1	IM1	22	0.170819	0.199288	0.170819	IM1->IM1/	Adam9	Itgav
1355	AM3	IM1	22	0.289575	0.199288	0.199288	AM3->IM1,	Adam9	Itgav
1356	AM2	IM1	22	0.284165	0.199288	0.199288	AM2->IM1,	Adam9	Itgav
1357	AM1	IM1	22	0.190639	0.199288	0.190639	AM1->IM1,	Adam9	Itgav
1358	AT2	IM1	22	0.152242	0.199288	0.152242	AT2->IM1/	Adam9	Itgav
1359	AT2_Retnla	IM1	22	0.290155	0.199288	0.199288	AT2_Retnla	Adam9	Itgav
1360	Fibroblasts	IM1	22	0.228571	0.199288	0.199288	Fibroblasts·	Adam9	Itgav
1361	IM2	AM3	22	0.178947	0.208494	0.178947	IM2->AM3,	Adam9	Itgav
1362	IM1	AM3	22	0.170819	0.208494	0.170819	IM1->AM3,	Adam9	Itgav
1363	AM3	AM3	22	0.289575	0.208494	0.208494	AM3->AM3	Adam9	Itgav
1364	AM2	AM3	22	0.284165	0.208494	0.208494	AM2->AM3	Adam9	Itgav
1365	AM1	AM3	22	0.190639	0.208494	0.190639	AM1->AM3	Adam9	Itgav
1366	AT2	AM3	22	0.152242	0.208494	0.152242	AT2->AM3,	Adam9	Itgav
1367	AT2_Retnla	AM3	22	0.290155	0.208494	0.208494	AT2_Retnla	Adam9	Itgav
1368	Fibroblasts	AM3	22	0.228571	0.208494	0.208494	Fibroblasts·	Adam9	Itgav
1369	IM2	AM2	22	0.178947	0.112798	0.112798	IM2->AM2,	Adam9	Itgav
1370	IM1	AM2	22	0.170819	0.112798	0.112798	IM1->AM2,	Adam9	Itgav
1371	AM3	AM2	22	0.289575	0.112798	0.112798	AM3->AM2	Adam9	Itgav
1372	AM2	AM2	22	0.284165	0.112798	0.112798	AM2->AM2	Adam9	Itgav
1373	AM1	AM2	22	0.190639	0.112798	0.112798	AM1->AM2	Adam9	Itgav
1374	AT2	AM2	22	0.152242	0.112798	0.112798	AT2->AM2,	Adam9	Itgav
1375	AT2_Retnla	AM2	22	0.290155	0.112798	0.112798	AT2_Retnla	Adam9	Itgav
1376	Fibroblasts	AM2	22	0.228571	0.112798	0.112798	Fibroblasts·	Adam9	Itgav
1377	IM2	AM1	22	0.178947	0.101598	0.101598	IM2->AM1,	Adam9	Itgav
1378	IM1	AM1	22	0.170819	0.101598	0.101598	IM1->AM1,	Adam9	Itgav
1379	AM3	AM1	22	0.289575	0.101598	0.101598	AM3->AM1	Adam9	Itgav
1380	AM2	AM1	22	0.284165	0.101598	0.101598	AM2->AM1	Adam9	Itgav
1381	AM1	AM1	22	0.190639	0.101598	0.101598	AM1->AM1	Adam9	Itgav
1382	AT2	AM1	22	0.152242	0.101598	0.101598	AT2->AM1,	Adam9	Itgav
1383	AT2_Retnla	AM1	22	0.290155	0.101598	0.101598	AT2_Retnla	Adam9	Itgav
1384	Fibroblasts	AM1	22	0.228571	0.101598	0.101598	Fibroblasts·	Adam9	Itgav
1385	IM2	AT2	22	0.178947	0.14251	0.14251	IM2->AT2/	Adam9	Itgav
1386	IM1	AT2	22	0.170819	0.14251	0.14251	IM1->AT2/	Adam9	Itgav
1387	AM3	AT2	22	0.289575	0.14251	0.14251	AM3->AT2,	Adam9	Itgav
1388	AM2	AT2	22	0.284165	0.14251	0.14251	AM2->AT2,	Adam9	Itgav
1389	AM1	AT2	22	0.190639	0.14251	0.14251	AM1->AT2,	Adam9	Itgav
1390	AT2	AT2	22	0.152242	0.14251	0.14251	AT2->AT2/	Adam9	Itgav
1391	AT2_Retnla	AT2	22	0.290155	0.14251	0.14251	AT2_Retnla	Adam9	Itgav
1392	Fibroblasts	AT2	22	0.228571	0.14251	0.14251	Fibroblasts·	Adam9	Itgav
1393	IM2	AT2_Retnla	22	0.178947	0.170984	0.170984	IM2->AT2_	Adam9	Itgav
1394	IM1	AT2_Retnla	22	0.170819	0.170984	0.170819	IM1->AT2_	Adam9	Itgav
1395	AM3	AT2_Retnla	22	0.289575	0.170984	0.170984	AM3->AT2_	Adam9	Itgav
1396	AM2	AT2_Retnla	22	0.284165	0.170984	0.170984	AM2->AT2_	Adam9	Itgav
1397	AM1	AT2_Retnla	22	0.190639	0.170984	0.170984	AM1->AT2_	Adam9	Itgav
1398	AT2	AT2_Retnla	22	0.152242	0.170984	0.152242	AT2->AT2_	Adam9	Itgav

1399	AT2_Retnla	AT2_Retnla	22	0.290155	0.170984	0.170984	AT2_Retnla	Adam9	Itgav
1400	Fibroblasts	AT2_Retnla	22	0.228571	0.170984	0.170984	Fibroblasts-	Adam9	Itgav
1401	IM2	Fibroblasts	22	0.178947	0.180952	0.178947	IM2->Fibro	Adam9	Itgav
1402	IM1	Fibroblasts	22	0.170819	0.180952	0.170819	IM1->Fibro	Adam9	Itgav
1403	AM3	Fibroblasts	22	0.289575	0.180952	0.180952	AM3->Fibr	Adam9	Itgav
1404	AM2	Fibroblasts	22	0.284165	0.180952	0.180952	AM2->Fibr	Adam9	Itgav
1405	AM1	Fibroblasts	22	0.190639	0.180952	0.180952	AM1->Fibr	Adam9	Itgav
1406	AT2	Fibroblasts	22	0.152242	0.180952	0.152242	AT2->Fibrol	Adam9	Itgav
1407	AT2_Retnla	Fibroblasts	22	0.290155	0.180952	0.180952	AT2_Retnla	Adam9	Itgav
1408	Fibroblasts	Fibroblasts	22	0.228571	0.180952	0.180952	Fibroblasts-	Adam9	Itgav
1409	IM2	IM2	23	0.178947	0.321053	0.178947	IM2->IM2/	Adam9	Itgb1
1410	IM1	IM2	23	0.170819	0.321053	0.170819	IM1->IM2/	Adam9	Itgb1
1411	AM3	IM2	23	0.289575	0.321053	0.289575	AM3->IM2,	Adam9	Itgb1
1412	AM2	IM2	23	0.284165	0.321053	0.284165	AM2->IM2,	Adam9	Itgb1
1413	AM1	IM2	23	0.190639	0.321053	0.190639	AM1->IM2,	Adam9	Itgb1
1414	AT2	IM2	23	0.152242	0.321053	0.152242	AT2->IM2/	Adam9	Itgb1
1415	AT2_Retnla	IM2	23	0.290155	0.321053	0.290155	AT2_Retnla	Adam9	Itgb1
1416	Fibroblasts	IM2	23	0.228571	0.321053	0.228571	Fibroblasts-	Adam9	Itgb1
1417	IM2	IM1	23	0.178947	0.377224	0.178947	IM2->IM1/	Adam9	Itgb1
1418	IM1	IM1	23	0.170819	0.377224	0.170819	IM1->IM1/	Adam9	Itgb1
1419	AM3	IM1	23	0.289575	0.377224	0.289575	AM3->IM1,	Adam9	Itgb1
1420	AM2	IM1	23	0.284165	0.377224	0.284165	AM2->IM1,	Adam9	Itgb1
1421	AM1	IM1	23	0.190639	0.377224	0.190639	AM1->IM1,	Adam9	Itgb1
1422	AT2	IM1	23	0.152242	0.377224	0.152242	AT2->IM1/	Adam9	Itgb1
1423	AT2_Retnla	IM1	23	0.290155	0.377224	0.290155	AT2_Retnla	Adam9	Itgb1
1424	Fibroblasts	IM1	23	0.228571	0.377224	0.228571	Fibroblasts-	Adam9	Itgb1
1425	IM2	AM3	23	0.178947	0.633205	0.178947	IM2->AM3,	Adam9	Itgb1
1426	IM1	AM3	23	0.170819	0.633205	0.170819	IM1->AM3,	Adam9	Itgb1
1427	AM3	AM3	23	0.289575	0.633205	0.289575	AM3->AM3	Adam9	Itgb1
1428	AM2	AM3	23	0.284165	0.633205	0.284165	AM2->AM3	Adam9	Itgb1
1429	AM1	AM3	23	0.190639	0.633205	0.190639	AM1->AM3	Adam9	Itgb1
1430	AT2	AM3	23	0.152242	0.633205	0.152242	AT2->AM3,	Adam9	Itgb1
1431	AT2_Retnla	AM3	23	0.290155	0.633205	0.290155	AT2_Retnla	Adam9	Itgb1
1432	Fibroblasts	AM3	23	0.228571	0.633205	0.228571	Fibroblasts-	Adam9	Itgb1
1433	IM2	AM2	23	0.178947	0.572668	0.178947	IM2->AM2,	Adam9	Itgb1
1434	IM1	AM2	23	0.170819	0.572668	0.170819	IM1->AM2,	Adam9	Itgb1
1435	AM3	AM2	23	0.289575	0.572668	0.289575	AM3->AM2	Adam9	Itgb1
1436	AM2	AM2	23	0.284165	0.572668	0.284165	AM2->AM2	Adam9	Itgb1
1437	AM1	AM2	23	0.190639	0.572668	0.190639	AM1->AM2	Adam9	Itgb1
1438	AT2	AM2	23	0.152242	0.572668	0.152242	AT2->AM2,	Adam9	Itgb1
1439	AT2_Retnla	AM2	23	0.290155	0.572668	0.290155	AT2_Retnla	Adam9	Itgb1
1440	Fibroblasts	AM2	23	0.228571	0.572668	0.228571	Fibroblasts-	Adam9	Itgb1
1441	IM2	AM1	23	0.178947	0.509132	0.178947	IM2->AM1,	Adam9	Itgb1
1442	IM1	AM1	23	0.170819	0.509132	0.170819	IM1->AM1,	Adam9	Itgb1
1443	AM3	AM1	23	0.289575	0.509132	0.289575	AM3->AM1	Adam9	Itgb1
1444	AM2	AM1	23	0.284165	0.509132	0.284165	AM2->AM1	Adam9	Itgb1
1445	AM1	AM1	23	0.190639	0.509132	0.190639	AM1->AM1	Adam9	Itgb1

1446	AT2	AM1	23	0.152242	0.509132	0.152242	AT2->AM1/	Adam9	Itgb1
1447	AT2_Retnla	AM1	23	0.290155	0.509132	0.290155	AT2_Retnla	Adam9	Itgb1
1448	Fibroblasts	AM1	23	0.228571	0.509132	0.228571	Fibroblasts-	Adam9	Itgb1
1449	IM2	AT2	23	0.178947	0.421967	0.178947	IM2->AT2/	Adam9	Itgb1
1450	IM1	AT2	23	0.170819	0.421967	0.170819	IM1->AT2/	Adam9	Itgb1
1451	AM3	AT2	23	0.289575	0.421967	0.289575	AM3->AT2/	Adam9	Itgb1
1452	AM2	AT2	23	0.284165	0.421967	0.284165	AM2->AT2/	Adam9	Itgb1
1453	AM1	AT2	23	0.190639	0.421967	0.190639	AM1->AT2/	Adam9	Itgb1
1454	AT2	AT2	23	0.152242	0.421967	0.152242	AT2->AT2/	Adam9	Itgb1
1455	AT2_Retnla	AT2	23	0.290155	0.421967	0.290155	AT2_Retnla	Adam9	Itgb1
1456	Fibroblasts	AT2	23	0.228571	0.421967	0.228571	Fibroblasts-	Adam9	Itgb1
1457	IM2	AT2_Retnla	23	0.178947	0.430052	0.178947	IM2->AT2_	Adam9	Itgb1
1458	IM1	AT2_Retnla	23	0.170819	0.430052	0.170819	IM1->AT2_	Adam9	Itgb1
1459	AM3	AT2_Retnla	23	0.289575	0.430052	0.289575	AM3->AT2_	Adam9	Itgb1
1460	AM2	AT2_Retnla	23	0.284165	0.430052	0.284165	AM2->AT2_	Adam9	Itgb1
1461	AM1	AT2_Retnla	23	0.190639	0.430052	0.190639	AM1->AT2_	Adam9	Itgb1
1462	AT2	AT2_Retnla	23	0.152242	0.430052	0.152242	AT2->AT2_	Adam9	Itgb1
1463	AT2_Retnla	AT2_Retnla	23	0.290155	0.430052	0.290155	AT2_Retnla	Adam9	Itgb1
1464	Fibroblasts	AT2_Retnla	23	0.228571	0.430052	0.228571	Fibroblasts-	Adam9	Itgb1
1465	IM2	Fibroblasts	23	0.178947	0.666667	0.178947	IM2->Fibro	Adam9	Itgb1
1466	IM1	Fibroblasts	23	0.170819	0.666667	0.170819	IM1->Fibro	Adam9	Itgb1
1467	AM3	Fibroblasts	23	0.289575	0.666667	0.289575	AM3->Fibr	Adam9	Itgb1
1468	AM2	Fibroblasts	23	0.284165	0.666667	0.284165	AM2->Fibr	Adam9	Itgb1
1469	AM1	Fibroblasts	23	0.190639	0.666667	0.190639	AM1->Fibr	Adam9	Itgb1
1470	AT2	Fibroblasts	23	0.152242	0.666667	0.152242	AT2->Fibro	Adam9	Itgb1
1471	AT2_Retnla	Fibroblasts	23	0.290155	0.666667	0.290155	AT2_Retnla	Adam9	Itgb1
1472	Fibroblasts	Fibroblasts	23	0.228571	0.666667	0.228571	Fibroblasts-	Adam9	Itgb1
1473	IM2	IM2	24	0.178947	0.326316	0.178947	IM2->IM2/	Adam9	Itgb5
1474	IM1	IM2	24	0.170819	0.326316	0.170819	IM1->IM2/	Adam9	Itgb5
1475	AM3	IM2	24	0.289575	0.326316	0.289575	AM3->IM2/	Adam9	Itgb5
1476	AM2	IM2	24	0.284165	0.326316	0.284165	AM2->IM2/	Adam9	Itgb5
1477	AM1	IM2	24	0.190639	0.326316	0.190639	AM1->IM2/	Adam9	Itgb5
1478	AT2	IM2	24	0.152242	0.326316	0.152242	AT2->IM2/	Adam9	Itgb5
1479	AT2_Retnla	IM2	24	0.290155	0.326316	0.290155	AT2_Retnla	Adam9	Itgb5
1480	Fibroblasts	IM2	24	0.228571	0.326316	0.228571	Fibroblasts-	Adam9	Itgb5
1481	IM2	IM1	24	0.178947	0.402135	0.178947	IM2->IM1/	Adam9	Itgb5
1482	IM1	IM1	24	0.170819	0.402135	0.170819	IM1->IM1/	Adam9	Itgb5
1483	AM3	IM1	24	0.289575	0.402135	0.289575	AM3->IM1/	Adam9	Itgb5
1484	AM2	IM1	24	0.284165	0.402135	0.284165	AM2->IM1/	Adam9	Itgb5
1485	AM1	IM1	24	0.190639	0.402135	0.190639	AM1->IM1/	Adam9	Itgb5
1486	AT2	IM1	24	0.152242	0.402135	0.152242	AT2->IM1/	Adam9	Itgb5
1487	AT2_Retnla	IM1	24	0.290155	0.402135	0.290155	AT2_Retnla	Adam9	Itgb5
1488	Fibroblasts	IM1	24	0.228571	0.402135	0.228571	Fibroblasts-	Adam9	Itgb5
1489	IM2	AM3	24	0.178947	0.316602	0.178947	IM2->AM3/	Adam9	Itgb5
1490	IM1	AM3	24	0.170819	0.316602	0.170819	IM1->AM3/	Adam9	Itgb5
1491	AM3	AM3	24	0.289575	0.316602	0.289575	AM3->AM3	Adam9	Itgb5
1492	AM2	AM3	24	0.284165	0.316602	0.284165	AM2->AM3	Adam9	Itgb5

1493	AM1	AM3	24	0.190639	0.316602	0.190639	AM1->AM3	Adam9	Itgb5
1494	AT2	AM3	24	0.152242	0.316602	0.152242	AT2->AM3,	Adam9	Itgb5
1495	AT2_Retnla	AM3	24	0.290155	0.316602	0.290155	AT2_Retnla	Adam9	Itgb5
1496	Fibroblasts	AM3	24	0.228571	0.316602	0.228571	Fibroblasts-	Adam9	Itgb5
1497	IM2	AM2	24	0.178947	0.266811	0.178947	IM2->AM2,	Adam9	Itgb5
1498	IM1	AM2	24	0.170819	0.266811	0.170819	IM1->AM2,	Adam9	Itgb5
1499	AM3	AM2	24	0.289575	0.266811	0.266811	AM3->AM2	Adam9	Itgb5
1500	AM2	AM2	24	0.284165	0.266811	0.266811	AM2->AM2	Adam9	Itgb5
1501	AM1	AM2	24	0.190639	0.266811	0.190639	AM1->AM2	Adam9	Itgb5
1502	AT2	AM2	24	0.152242	0.266811	0.152242	AT2->AM2,	Adam9	Itgb5
1503	AT2_Retnla	AM2	24	0.290155	0.266811	0.266811	AT2_Retnla	Adam9	Itgb5
1504	Fibroblasts	AM2	24	0.228571	0.266811	0.228571	Fibroblasts-	Adam9	Itgb5
1505	IM2	AM1	24	0.178947	0.245434	0.178947	IM2->AM1,	Adam9	Itgb5
1506	IM1	AM1	24	0.170819	0.245434	0.170819	IM1->AM1,	Adam9	Itgb5
1507	AM3	AM1	24	0.289575	0.245434	0.245434	AM3->AM1	Adam9	Itgb5
1508	AM2	AM1	24	0.284165	0.245434	0.245434	AM2->AM1	Adam9	Itgb5
1509	AM1	AM1	24	0.190639	0.245434	0.190639	AM1->AM1	Adam9	Itgb5
1510	AT2	AM1	24	0.152242	0.245434	0.152242	AT2->AM1,	Adam9	Itgb5
1511	AT2_Retnla	AM1	24	0.290155	0.245434	0.245434	AT2_Retnla	Adam9	Itgb5
1512	Fibroblasts	AM1	24	0.228571	0.245434	0.228571	Fibroblasts-	Adam9	Itgb5
1529	IM2	Fibroblasts	24	0.178947	0.285714	0.178947	IM2->Fibro	Adam9	Itgb5
1530	IM1	Fibroblasts	24	0.170819	0.285714	0.170819	IM1->Fibro	Adam9	Itgb5
1531	AM3	Fibroblasts	24	0.289575	0.285714	0.285714	AM3->Fibro	Adam9	Itgb5
1532	AM2	Fibroblasts	24	0.284165	0.285714	0.284165	AM2->Fibro	Adam9	Itgb5
1533	AM1	Fibroblasts	24	0.190639	0.285714	0.190639	AM1->Fibro	Adam9	Itgb5
1534	AT2	Fibroblasts	24	0.152242	0.285714	0.152242	AT2->Fibro	Adam9	Itgb5
1535	AT2_Retnla	Fibroblasts	24	0.290155	0.285714	0.285714	AT2_Retnla	Adam9	Itgb5
1536	Fibroblasts	Fibroblasts	24	0.228571	0.285714	0.228571	Fibroblasts-	Adam9	Itgb5
1608	Fibroblasts	IM2	26	0.247619	0.084211	0.084211	Fibroblasts-	Adm	Calcrl
1632	Fibroblasts	AM2	26	0.247619	0.127983	0.127983	Fibroblasts-	Adm	Calcrl
1640	Fibroblasts	AM1	26	0.247619	0.103881	0.103881	Fibroblasts-	Adm	Calcrl
1792	Fibroblasts	Fibroblasts	28	0.247619	0.238095	0.238095	Fibroblasts-	Adm	Ramp2
1814	AT2	AM3	29	0.071602	0.104247	0.071602	AT2->AM3,	Agrn	Atp1a3
1815	AT2_Retnla	AM3	29	0.108808	0.104247	0.104247	AT2_Retnla	Agrn	Atp1a3
1878	AT2	AM3	30	0.071602	0.081081	0.071602	AT2->AM3,	Agrn	Lrp4
1879	AT2_Retnla	AM3	30	0.108808	0.081081	0.081081	AT2_Retnla	Agrn	Lrp4
1886	AT2	AM2	30	0.071602	0.097614	0.071602	AT2->AM2,	Agrn	Lrp4
1887	AT2_Retnla	AM2	30	0.108808	0.097614	0.097614	AT2_Retnla	Agrn	Lrp4
1894	AT2	AM1	30	0.071602	0.122146	0.071602	AT2->AM1,	Agrn	Lrp4
1895	AT2_Retnla	AM1	30	0.108808	0.122146	0.108808	AT2_Retnla	Agrn	Lrp4
1910	AT2	AT2_Retnla	30	0.071602	0.082902	0.071602	AT2->AT2_	Agrn	Lrp4
1911	AT2_Retnla	AT2_Retnla	30	0.108808	0.082902	0.082902	AT2_Retnla	Agrn	Lrp4
1918	AT2	Fibroblasts	30	0.071602	0.342857	0.071602	AT2->Fibro	Agrn	Lrp4
1919	AT2_Retnla	Fibroblasts	30	0.108808	0.342857	0.108808	AT2_Retnla	Agrn	Lrp4
2576	Fibroblasts	IM1	41	0.32381	0.088968	0.088968	Fibroblasts-	Angpt1	Itga5
2584	Fibroblasts	AM3	41	0.32381	0.23166	0.23166	Fibroblasts-	Angpt1	Itga5
2592	Fibroblasts	AM2	41	0.32381	0.18872	0.18872	Fibroblasts-	Angpt1	Itga5

2600	Fibroblasts	AM1	41	0.32381	0.134703	0.134703	Fibroblasts·	Angpt1	Itga5
2624	Fibroblasts	Fibroblasts	41	0.32381	0.095238	0.095238	Fibroblasts·	Angpt1	Itga5
2632	Fibroblasts	IM2	42	0.32381	0.321053	0.321053	Fibroblasts·	Angpt1	Itgb1
2640	Fibroblasts	IM1	42	0.32381	0.377224	0.32381	Fibroblasts·	Angpt1	Itgb1
2648	Fibroblasts	AM3	42	0.32381	0.633205	0.32381	Fibroblasts·	Angpt1	Itgb1
2656	Fibroblasts	AM2	42	0.32381	0.572668	0.32381	Fibroblasts·	Angpt1	Itgb1
2664	Fibroblasts	AM1	42	0.32381	0.509132	0.32381	Fibroblasts·	Angpt1	Itgb1
2672	Fibroblasts	AT2	42	0.32381	0.421967	0.32381	Fibroblasts·	Angpt1	Itgb1
2680	Fibroblasts	AT2_Retnla	42	0.32381	0.430052	0.32381	Fibroblasts·	Angpt1	Itgb1
2688	Fibroblasts	Fibroblasts	42	0.32381	0.666667	0.32381	Fibroblasts·	Angpt1	Itgb1
2752	Fibroblasts	Fibroblasts	43	0.32381	0.095238	0.095238	Fibroblasts·	Angpt1	Tek
3513	IM2	Fibroblasts	55	0.136842	0.180952	0.136842	IM2->Fibro	Anxa1	Egfr
3514	IM1	Fibroblasts	55	0.284698	0.180952	0.180952	IM1->Fibro	Anxa1	Egfr
3515	AM3	Fibroblasts	55	0.822394	0.180952	0.180952	AM3->Fibr	Anxa1	Egfr
3516	AM2	Fibroblasts	55	0.778742	0.180952	0.180952	AM2->Fibr	Anxa1	Egfr
3517	AM1	Fibroblasts	55	0.699772	0.180952	0.180952	AM1->Fibr	Anxa1	Egfr
3518	AT2	Fibroblasts	55	0.173445	0.180952	0.173445	AT2->Fibrol	Anxa1	Egfr
3519	AT2_Retnla	Fibroblasts	55	0.217617	0.180952	0.180952	AT2_Retnla	Anxa1	Egfr
3520	Fibroblasts	Fibroblasts	55	0.67619	0.180952	0.180952	Fibroblasts·	Anxa1	Egfr
3537	IM2	AM3	56	0.136842	0.127413	0.127413	IM2->AM3,	Anxa1	Fpr1
3538	IM1	AM3	56	0.284698	0.127413	0.127413	IM1->AM3,	Anxa1	Fpr1
3539	AM3	AM3	56	0.822394	0.127413	0.127413	AM3->AM3	Anxa1	Fpr1
3540	AM2	AM3	56	0.778742	0.127413	0.127413	AM2->AM3	Anxa1	Fpr1
3541	AM1	AM3	56	0.699772	0.127413	0.127413	AM1->AM3	Anxa1	Fpr1
3542	AT2	AM3	56	0.173445	0.127413	0.127413	AT2->AM3,	Anxa1	Fpr1
3543	AT2_Retnla	AM3	56	0.217617	0.127413	0.127413	AT2_Retnla	Anxa1	Fpr1
3544	Fibroblasts	AM3	56	0.67619	0.127413	0.127413	Fibroblasts·	Anxa1	Fpr1
3545	IM2	AM2	56	0.136842	0.511931	0.136842	IM2->AM2,	Anxa1	Fpr1
3546	IM1	AM2	56	0.284698	0.511931	0.284698	IM1->AM2,	Anxa1	Fpr1
3547	AM3	AM2	56	0.822394	0.511931	0.511931	AM3->AM2	Anxa1	Fpr1
3548	AM2	AM2	56	0.778742	0.511931	0.511931	AM2->AM2	Anxa1	Fpr1
3549	AM1	AM2	56	0.699772	0.511931	0.511931	AM1->AM2	Anxa1	Fpr1
3550	AT2	AM2	56	0.173445	0.511931	0.173445	AT2->AM2,	Anxa1	Fpr1
3551	AT2_Retnla	AM2	56	0.217617	0.511931	0.217617	AT2_Retnla	Anxa1	Fpr1
3552	Fibroblasts	AM2	56	0.67619	0.511931	0.511931	Fibroblasts·	Anxa1	Fpr1
3553	IM2	AM1	56	0.136842	0.561644	0.136842	IM2->AM1,	Anxa1	Fpr1
3554	IM1	AM1	56	0.284698	0.561644	0.284698	IM1->AM1,	Anxa1	Fpr1
3555	AM3	AM1	56	0.822394	0.561644	0.561644	AM3->AM1	Anxa1	Fpr1
3556	AM2	AM1	56	0.778742	0.561644	0.561644	AM2->AM1	Anxa1	Fpr1
3557	AM1	AM1	56	0.699772	0.561644	0.561644	AM1->AM1	Anxa1	Fpr1
3558	AT2	AM1	56	0.173445	0.561644	0.173445	AT2->AM1,	Anxa1	Fpr1
3559	AT2_Retnla	AM1	56	0.217617	0.561644	0.217617	AT2_Retnla	Anxa1	Fpr1
3560	Fibroblasts	AM1	56	0.67619	0.561644	0.561644	Fibroblasts·	Anxa1	Fpr1
4248	Fibroblasts	AM3	67	0.114286	0.142857	0.114286	Fibroblasts·	Apod	Lepr
4256	Fibroblasts	AM2	67	0.114286	0.262473	0.114286	Fibroblasts·	Apod	Lepr
4264	Fibroblasts	AM1	67	0.114286	0.261416	0.114286	Fibroblasts·	Apod	Lepr
4288	Fibroblasts	Fibroblasts	67	0.114286	0.152381	0.114286	Fibroblasts·	Apod	Lepr

4353	IM2	IM2	69	1	0.052632	0.052632	IM2->IM2/	Apoe	Ldlr
4354	IM1	IM2	69	0.893238	0.052632	0.052632	IM1->IM2/	Apoe	Ldlr
4355	AM3	IM2	69	0.397683	0.052632	0.052632	AM3->IM2,	Apoe	Ldlr
4356	AM2	IM2	69	0.180043	0.052632	0.052632	AM2->IM2,	Apoe	Ldlr
4357	AM1	IM2	69	0.210046	0.052632	0.052632	AM1->IM2,	Apoe	Ldlr
4358	AT2	IM2	69	0.665971	0.052632	0.052632	AT2->IM2/	Apoe	Ldlr
4359	AT2_Retnla	IM2	69	0.533679	0.052632	0.052632	AT2_Retnla	Apoe	Ldlr
4360	Fibroblasts	IM2	69	0.895238	0.052632	0.052632	Fibroblasts	Apoe	Ldlr
4361	IM2	IM1	69	1	0.103203	0.103203	IM2->IM1/	Apoe	Ldlr
4362	IM1	IM1	69	0.893238	0.103203	0.103203	IM1->IM1/	Apoe	Ldlr
4363	AM3	IM1	69	0.397683	0.103203	0.103203	AM3->IM1,	Apoe	Ldlr
4364	AM2	IM1	69	0.180043	0.103203	0.103203	AM2->IM1,	Apoe	Ldlr
4365	AM1	IM1	69	0.210046	0.103203	0.103203	AM1->IM1,	Apoe	Ldlr
4366	AT2	IM1	69	0.665971	0.103203	0.103203	AT2->IM1/	Apoe	Ldlr
4367	AT2_Retnla	IM1	69	0.533679	0.103203	0.103203	AT2_Retnla	Apoe	Ldlr
4368	Fibroblasts	IM1	69	0.895238	0.103203	0.103203	Fibroblasts	Apoe	Ldlr
4369	IM2	AM3	69	1	0.189189	0.189189	IM2->AM3,	Apoe	Ldlr
4370	IM1	AM3	69	0.893238	0.189189	0.189189	IM1->AM3,	Apoe	Ldlr
4371	AM3	AM3	69	0.397683	0.189189	0.189189	AM3->AM3	Apoe	Ldlr
4372	AM2	AM3	69	0.180043	0.189189	0.180043	AM2->AM3	Apoe	Ldlr
4373	AM1	AM3	69	0.210046	0.189189	0.189189	AM1->AM3	Apoe	Ldlr
4374	AT2	AM3	69	0.665971	0.189189	0.189189	AT2->AM3,	Apoe	Ldlr
4375	AT2_Retnla	AM3	69	0.533679	0.189189	0.189189	AT2_Retnla	Apoe	Ldlr
4376	Fibroblasts	AM3	69	0.895238	0.189189	0.189189	Fibroblasts	Apoe	Ldlr
4377	IM2	AM2	69	1	0.281996	0.281996	IM2->AM2,	Apoe	Ldlr
4378	IM1	AM2	69	0.893238	0.281996	0.281996	IM1->AM2,	Apoe	Ldlr
4379	AM3	AM2	69	0.397683	0.281996	0.281996	AM3->AM2	Apoe	Ldlr
4380	AM2	AM2	69	0.180043	0.281996	0.180043	AM2->AM2	Apoe	Ldlr
4381	AM1	AM2	69	0.210046	0.281996	0.210046	AM1->AM2	Apoe	Ldlr
4382	AT2	AM2	69	0.665971	0.281996	0.281996	AT2->AM2,	Apoe	Ldlr
4383	AT2_Retnla	AM2	69	0.533679	0.281996	0.281996	AT2_Retnla	Apoe	Ldlr
4384	Fibroblasts	AM2	69	0.895238	0.281996	0.281996	Fibroblasts	Apoe	Ldlr
4385	IM2	AM1	69	1	0.053653	0.053653	IM2->AM1,	Apoe	Ldlr
4386	IM1	AM1	69	0.893238	0.053653	0.053653	IM1->AM1,	Apoe	Ldlr
4387	AM3	AM1	69	0.397683	0.053653	0.053653	AM3->AM1	Apoe	Ldlr
4388	AM2	AM1	69	0.180043	0.053653	0.053653	AM2->AM1	Apoe	Ldlr
4389	AM1	AM1	69	0.210046	0.053653	0.053653	AM1->AM1	Apoe	Ldlr
4390	AT2	AM1	69	0.665971	0.053653	0.053653	AT2->AM1,	Apoe	Ldlr
4391	AT2_Retnla	AM1	69	0.533679	0.053653	0.053653	AT2_Retnla	Apoe	Ldlr
4392	Fibroblasts	AM1	69	0.895238	0.053653	0.053653	Fibroblasts	Apoe	Ldlr
4393	IM2	AT2	69	1	0.400765	0.400765	IM2->AT2/	Apoe	Ldlr
4394	IM1	AT2	69	0.893238	0.400765	0.400765	IM1->AT2/	Apoe	Ldlr
4395	AM3	AT2	69	0.397683	0.400765	0.397683	AM3->AT2,	Apoe	Ldlr
4396	AM2	AT2	69	0.180043	0.400765	0.180043	AM2->AT2,	Apoe	Ldlr
4397	AM1	AT2	69	0.210046	0.400765	0.210046	AM1->AT2,	Apoe	Ldlr
4398	AT2	AT2	69	0.665971	0.400765	0.400765	AT2->AT2/	Apoe	Ldlr
4399	AT2_Retnla	AT2	69	0.533679	0.400765	0.400765	AT2_Retnla	Apoe	Ldlr

4400	Fibroblasts	AT2	69	0.895238	0.400765	0.400765	Fibroblasts·	Apoe	Ldlr
4401	IM2	AT2_Retnla	69	1	0.445596	0.445596	IM2->AT2_	Apoe	Ldlr
4402	IM1	AT2_Retnla	69	0.893238	0.445596	0.445596	IM1->AT2_	Apoe	Ldlr
4403	AM3	AT2_Retnla	69	0.397683	0.445596	0.397683	AM3->AT2_	Apoe	Ldlr
4404	AM2	AT2_Retnla	69	0.180043	0.445596	0.180043	AM2->AT2_	Apoe	Ldlr
4405	AM1	AT2_Retnla	69	0.210046	0.445596	0.210046	AM1->AT2_	Apoe	Ldlr
4406	AT2	AT2_Retnla	69	0.665971	0.445596	0.445596	AT2->AT2_	Apoe	Ldlr
4407	AT2_Retnla	AT2_Retnla	69	0.533679	0.445596	0.445596	AT2_Retnla	Apoe	Ldlr
4408	Fibroblasts	AT2_Retnla	69	0.895238	0.445596	0.445596	Fibroblasts·	Apoe	Ldlr
4409	IM2	Fibroblasts	69	1	0.114286	0.114286	IM2->Fibro	Apoe	Ldlr
4410	IM1	Fibroblasts	69	0.893238	0.114286	0.114286	IM1->Fibro	Apoe	Ldlr
4411	AM3	Fibroblasts	69	0.397683	0.114286	0.114286	AM3->Fibr	Apoe	Ldlr
4412	AM2	Fibroblasts	69	0.180043	0.114286	0.114286	AM2->Fibr	Apoe	Ldlr
4413	AM1	Fibroblasts	69	0.210046	0.114286	0.114286	AM1->Fibr	Apoe	Ldlr
4414	AT2	Fibroblasts	69	0.665971	0.114286	0.114286	AT2->Fibro	Apoe	Ldlr
4415	AT2_Retnla	Fibroblasts	69	0.533679	0.114286	0.114286	AT2_Retnla	Apoe	Ldlr
4416	Fibroblasts	Fibroblasts	69	0.895238	0.114286	0.114286	Fibroblasts·	Apoe	Ldlr
4417	IM2	IM2	70	1	0.405263	0.405263	IM2->IM2/	Apoe	Lrp1
4418	IM1	IM2	70	0.893238	0.405263	0.405263	IM1->IM2/	Apoe	Lrp1
4419	AM3	IM2	70	0.397683	0.405263	0.397683	AM3->IM2/	Apoe	Lrp1
4420	AM2	IM2	70	0.180043	0.405263	0.180043	AM2->IM2/	Apoe	Lrp1
4421	AM1	IM2	70	0.210046	0.405263	0.210046	AM1->IM2/	Apoe	Lrp1
4422	AT2	IM2	70	0.665971	0.405263	0.405263	AT2->IM2/	Apoe	Lrp1
4423	AT2_Retnla	IM2	70	0.533679	0.405263	0.405263	AT2_Retnla	Apoe	Lrp1
4424	Fibroblasts	IM2	70	0.895238	0.405263	0.405263	Fibroblasts·	Apoe	Lrp1
4425	IM2	IM1	70	1	0.451957	0.451957	IM2->IM1/	Apoe	Lrp1
4426	IM1	IM1	70	0.893238	0.451957	0.451957	IM1->IM1/	Apoe	Lrp1
4427	AM3	IM1	70	0.397683	0.451957	0.397683	AM3->IM1/	Apoe	Lrp1
4428	AM2	IM1	70	0.180043	0.451957	0.180043	AM2->IM1/	Apoe	Lrp1
4429	AM1	IM1	70	0.210046	0.451957	0.210046	AM1->IM1/	Apoe	Lrp1
4430	AT2	IM1	70	0.665971	0.451957	0.451957	AT2->IM1/	Apoe	Lrp1
4431	AT2_Retnla	IM1	70	0.533679	0.451957	0.451957	AT2_Retnla	Apoe	Lrp1
4432	Fibroblasts	IM1	70	0.895238	0.451957	0.451957	Fibroblasts·	Apoe	Lrp1
4433	IM2	AM3	70	1	0.783784	0.783784	IM2->AM3/	Apoe	Lrp1
4434	IM1	AM3	70	0.893238	0.783784	0.783784	IM1->AM3/	Apoe	Lrp1
4435	AM3	AM3	70	0.397683	0.783784	0.397683	AM3->AM3	Apoe	Lrp1
4436	AM2	AM3	70	0.180043	0.783784	0.180043	AM2->AM3	Apoe	Lrp1
4437	AM1	AM3	70	0.210046	0.783784	0.210046	AM1->AM3	Apoe	Lrp1
4438	AT2	AM3	70	0.665971	0.783784	0.665971	AT2->AM3/	Apoe	Lrp1
4439	AT2_Retnla	AM3	70	0.533679	0.783784	0.533679	AT2_Retnla	Apoe	Lrp1
4440	Fibroblasts	AM3	70	0.895238	0.783784	0.783784	Fibroblasts·	Apoe	Lrp1
4441	IM2	AM2	70	1	0.832972	0.832972	IM2->AM2/	Apoe	Lrp1
4442	IM1	AM2	70	0.893238	0.832972	0.832972	IM1->AM2/	Apoe	Lrp1
4443	AM3	AM2	70	0.397683	0.832972	0.397683	AM3->AM2	Apoe	Lrp1
4444	AM2	AM2	70	0.180043	0.832972	0.180043	AM2->AM2	Apoe	Lrp1
4445	AM1	AM2	70	0.210046	0.832972	0.210046	AM1->AM2	Apoe	Lrp1
4446	AT2	AM2	70	0.665971	0.832972	0.665971	AT2->AM2/	Apoe	Lrp1

4447	AT2_Retnla	AM2	70	0.533679	0.832972	0.533679	AT2_Retnla	Apoe	Lrp1
4448	Fibroblasts	AM2	70	0.895238	0.832972	0.832972	Fibroblasts	Apoe	Lrp1
4449	IM2	AM1	70	1	0.808219	0.808219	IM2->AM1,	Apoe	Lrp1
4450	IM1	AM1	70	0.893238	0.808219	0.808219	IM1->AM1,	Apoe	Lrp1
4451	AM3	AM1	70	0.397683	0.808219	0.397683	AM3->AM1	Apoe	Lrp1
4452	AM2	AM1	70	0.180043	0.808219	0.180043	AM2->AM1	Apoe	Lrp1
4453	AM1	AM1	70	0.210046	0.808219	0.210046	AM1->AM1	Apoe	Lrp1
4454	AT2	AM1	70	0.665971	0.808219	0.665971	AT2->AM1,	Apoe	Lrp1
4455	AT2_Retnla	AM1	70	0.533679	0.808219	0.533679	AT2_Retnla	Apoe	Lrp1
4456	Fibroblasts	AM1	70	0.895238	0.808219	0.808219	Fibroblasts	Apoe	Lrp1
4473	IM2	Fibroblasts	70	1	0.809524	0.809524	IM2->Fibro	Apoe	Lrp1
4474	IM1	Fibroblasts	70	0.893238	0.809524	0.809524	IM1->Fibro	Apoe	Lrp1
4475	AM3	Fibroblasts	70	0.397683	0.809524	0.397683	AM3->Fibro	Apoe	Lrp1
4476	AM2	Fibroblasts	70	0.180043	0.809524	0.180043	AM2->Fibro	Apoe	Lrp1
4477	AM1	Fibroblasts	70	0.210046	0.809524	0.210046	AM1->Fibro	Apoe	Lrp1
4478	AT2	Fibroblasts	70	0.665971	0.809524	0.665971	AT2->Fibro	Apoe	Lrp1
4479	AT2_Retnla	Fibroblasts	70	0.533679	0.809524	0.533679	AT2_Retnla	Apoe	Lrp1
4480	Fibroblasts	Fibroblasts	70	0.895238	0.809524	0.809524	Fibroblasts	Apoe	Lrp1
4521	IM2	AT2	71	1	0.49635	0.49635	IM2->AT2/	Apoe	Lrp2
4522	IM1	AT2	71	0.893238	0.49635	0.49635	IM1->AT2/	Apoe	Lrp2
4523	AM3	AT2	71	0.397683	0.49635	0.397683	AM3->AT2/	Apoe	Lrp2
4524	AM2	AT2	71	0.180043	0.49635	0.180043	AM2->AT2/	Apoe	Lrp2
4525	AM1	AT2	71	0.210046	0.49635	0.210046	AM1->AT2/	Apoe	Lrp2
4526	AT2	AT2	71	0.665971	0.49635	0.49635	AT2->AT2/	Apoe	Lrp2
4527	AT2_Retnla	AT2	71	0.533679	0.49635	0.49635	AT2_Retnla	Apoe	Lrp2
4528	Fibroblasts	AT2	71	0.895238	0.49635	0.49635	Fibroblasts	Apoe	Lrp2
4529	IM2	AT2_Retnla	71	1	0.720207	0.720207	IM2->AT2_	Apoe	Lrp2
4530	IM1	AT2_Retnla	71	0.893238	0.720207	0.720207	IM1->AT2_	Apoe	Lrp2
4531	AM3	AT2_Retnla	71	0.397683	0.720207	0.397683	AM3->AT2_	Apoe	Lrp2
4532	AM2	AT2_Retnla	71	0.180043	0.720207	0.180043	AM2->AT2_	Apoe	Lrp2
4533	AM1	AT2_Retnla	71	0.210046	0.720207	0.210046	AM1->AT2_	Apoe	Lrp2
4534	AT2	AT2_Retnla	71	0.665971	0.720207	0.665971	AT2->AT2_	Apoe	Lrp2
4535	AT2_Retnla	AT2_Retnla	71	0.533679	0.720207	0.533679	AT2_Retnla	Apoe	Lrp2
4536	Fibroblasts	AT2_Retnla	71	0.895238	0.720207	0.720207	Fibroblasts	Apoe	Lrp2
4585	IM2	AT2	72	1	0.137296	0.137296	IM2->AT2/	Apoe	Lrp5
4586	IM1	AT2	72	0.893238	0.137296	0.137296	IM1->AT2/	Apoe	Lrp5
4587	AM3	AT2	72	0.397683	0.137296	0.137296	AM3->AT2/	Apoe	Lrp5
4588	AM2	AT2	72	0.180043	0.137296	0.137296	AM2->AT2/	Apoe	Lrp5
4589	AM1	AT2	72	0.210046	0.137296	0.137296	AM1->AT2/	Apoe	Lrp5
4590	AT2	AT2	72	0.665971	0.137296	0.137296	AT2->AT2/	Apoe	Lrp5
4591	AT2_Retnla	AT2	72	0.533679	0.137296	0.137296	AT2_Retnla	Apoe	Lrp5
4592	Fibroblasts	AT2	72	0.895238	0.137296	0.137296	Fibroblasts	Apoe	Lrp5
4593	IM2	AT2_Retnla	72	1	0.139896	0.139896	IM2->AT2_	Apoe	Lrp5
4594	IM1	AT2_Retnla	72	0.893238	0.139896	0.139896	IM1->AT2_	Apoe	Lrp5
4595	AM3	AT2_Retnla	72	0.397683	0.139896	0.139896	AM3->AT2_	Apoe	Lrp5
4596	AM2	AT2_Retnla	72	0.180043	0.139896	0.139896	AM2->AT2_	Apoe	Lrp5
4597	AM1	AT2_Retnla	72	0.210046	0.139896	0.139896	AM1->AT2_	Apoe	Lrp5

4598	AT2	AT2_Retnla	72	0.665971	0.139896	0.139896	AT2->AT2_	Apoe	Lrp5
4599	AT2_Retnla	AT2_Retnla	72	0.533679	0.139896	0.139896	AT2_Retnla	Apoe	Lrp5
4600	Fibroblasts	AT2_Retnla	72	0.895238	0.139896	0.139896	Fibroblasts-	Apoe	Lrp5
4601	IM2	Fibroblasts	72	1	0.12381	0.12381	IM2->Fibro	Apoe	Lrp5
4602	IM1	Fibroblasts	72	0.893238	0.12381	0.12381	IM1->Fibro	Apoe	Lrp5
4603	AM3	Fibroblasts	72	0.397683	0.12381	0.12381	AM3->Fibr	Apoe	Lrp5
4604	AM2	Fibroblasts	72	0.180043	0.12381	0.12381	AM2->Fibr	Apoe	Lrp5
4605	AM1	Fibroblasts	72	0.210046	0.12381	0.12381	AM1->Fibr	Apoe	Lrp5
4606	AT2	Fibroblasts	72	0.665971	0.12381	0.12381	AT2->Fibro	Apoe	Lrp5
4607	AT2_Retnla	Fibroblasts	72	0.533679	0.12381	0.12381	AT2_Retnla	Apoe	Lrp5
4608	Fibroblasts	Fibroblasts	72	0.895238	0.12381	0.12381	Fibroblasts-	Apoe	Lrp5
4633	IM2	AM2	73	1	0.056399	0.056399	IM2->AM2,	Apoe	Lrp8
4634	IM1	AM2	73	0.893238	0.056399	0.056399	IM1->AM2,	Apoe	Lrp8
4635	AM3	AM2	73	0.397683	0.056399	0.056399	AM3->AM2	Apoe	Lrp8
4636	AM2	AM2	73	0.180043	0.056399	0.056399	AM2->AM2	Apoe	Lrp8
4637	AM1	AM2	73	0.210046	0.056399	0.056399	AM1->AM2	Apoe	Lrp8
4638	AT2	AM2	73	0.665971	0.056399	0.056399	AT2->AM2,	Apoe	Lrp8
4639	AT2_Retnla	AM2	73	0.533679	0.056399	0.056399	AT2_Retnla	Apoe	Lrp8
4640	Fibroblasts	AM2	73	0.895238	0.056399	0.056399	Fibroblasts-	Apoe	Lrp8
4673	IM2	IM2	74	1	0.115789	0.115789	IM2->IM2/	Apoe	Scarb1
4674	IM1	IM2	74	0.893238	0.115789	0.115789	IM1->IM2/	Apoe	Scarb1
4675	AM3	IM2	74	0.397683	0.115789	0.115789	AM3->IM2,	Apoe	Scarb1
4676	AM2	IM2	74	0.180043	0.115789	0.115789	AM2->IM2,	Apoe	Scarb1
4677	AM1	IM2	74	0.210046	0.115789	0.115789	AM1->IM2,	Apoe	Scarb1
4678	AT2	IM2	74	0.665971	0.115789	0.115789	AT2->IM2/	Apoe	Scarb1
4679	AT2_Retnla	IM2	74	0.533679	0.115789	0.115789	AT2_Retnla	Apoe	Scarb1
4680	Fibroblasts	IM2	74	0.895238	0.115789	0.115789	Fibroblasts-	Apoe	Scarb1
4681	IM2	IM1	74	1	0.067616	0.067616	IM2->IM1/	Apoe	Scarb1
4682	IM1	IM1	74	0.893238	0.067616	0.067616	IM1->IM1/	Apoe	Scarb1
4683	AM3	IM1	74	0.397683	0.067616	0.067616	AM3->IM1,	Apoe	Scarb1
4684	AM2	IM1	74	0.180043	0.067616	0.067616	AM2->IM1,	Apoe	Scarb1
4685	AM1	IM1	74	0.210046	0.067616	0.067616	AM1->IM1,	Apoe	Scarb1
4686	AT2	IM1	74	0.665971	0.067616	0.067616	AT2->IM1/	Apoe	Scarb1
4687	AT2_Retnla	IM1	74	0.533679	0.067616	0.067616	AT2_Retnla	Apoe	Scarb1
4688	Fibroblasts	IM1	74	0.895238	0.067616	0.067616	Fibroblasts-	Apoe	Scarb1
4689	IM2	AM3	74	1	0.111969	0.111969	IM2->AM3,	Apoe	Scarb1
4690	IM1	AM3	74	0.893238	0.111969	0.111969	IM1->AM3,	Apoe	Scarb1
4691	AM3	AM3	74	0.397683	0.111969	0.111969	AM3->AM3	Apoe	Scarb1
4692	AM2	AM3	74	0.180043	0.111969	0.111969	AM2->AM3	Apoe	Scarb1
4693	AM1	AM3	74	0.210046	0.111969	0.111969	AM1->AM3	Apoe	Scarb1
4694	AT2	AM3	74	0.665971	0.111969	0.111969	AT2->AM3,	Apoe	Scarb1
4695	AT2_Retnla	AM3	74	0.533679	0.111969	0.111969	AT2_Retnla	Apoe	Scarb1
4696	Fibroblasts	AM3	74	0.895238	0.111969	0.111969	Fibroblasts-	Apoe	Scarb1
4697	IM2	AM2	74	1	0.214751	0.214751	IM2->AM2,	Apoe	Scarb1
4698	IM1	AM2	74	0.893238	0.214751	0.214751	IM1->AM2,	Apoe	Scarb1
4699	AM3	AM2	74	0.397683	0.214751	0.214751	AM3->AM2	Apoe	Scarb1
4700	AM2	AM2	74	0.180043	0.214751	0.180043	AM2->AM2	Apoe	Scarb1

4701	AM1	AM2	74	0.210046	0.214751	0.210046	AM1->AM2	Apoe	Scarb1
4702	AT2	AM2	74	0.665971	0.214751	0.214751	AT2->AM2/	Apoe	Scarb1
4703	AT2_Retnla	AM2	74	0.533679	0.214751	0.214751	AT2_Retnla	Apoe	Scarb1
4704	Fibroblasts	AM2	74	0.895238	0.214751	0.214751	Fibroblasts-	Apoe	Scarb1
4705	IM2	AM1	74	1	0.18379	0.18379	IM2->AM1/	Apoe	Scarb1
4706	IM1	AM1	74	0.893238	0.18379	0.18379	IM1->AM1/	Apoe	Scarb1
4707	AM3	AM1	74	0.397683	0.18379	0.18379	AM3->AM1	Apoe	Scarb1
4708	AM2	AM1	74	0.180043	0.18379	0.180043	AM2->AM1	Apoe	Scarb1
4709	AM1	AM1	74	0.210046	0.18379	0.18379	AM1->AM1	Apoe	Scarb1
4710	AT2	AM1	74	0.665971	0.18379	0.18379	AT2->AM1/	Apoe	Scarb1
4711	AT2_Retnla	AM1	74	0.533679	0.18379	0.18379	AT2_Retnla	Apoe	Scarb1
4712	Fibroblasts	AM1	74	0.895238	0.18379	0.18379	Fibroblasts-	Apoe	Scarb1
4713	IM2	AT2	74	1	0.085506	0.085506	IM2->AT2/	Apoe	Scarb1
4714	IM1	AT2	74	0.893238	0.085506	0.085506	IM1->AT2/	Apoe	Scarb1
4715	AM3	AT2	74	0.397683	0.085506	0.085506	AM3->AT2/	Apoe	Scarb1
4716	AM2	AT2	74	0.180043	0.085506	0.085506	AM2->AT2/	Apoe	Scarb1
4717	AM1	AT2	74	0.210046	0.085506	0.085506	AM1->AT2/	Apoe	Scarb1
4718	AT2	AT2	74	0.665971	0.085506	0.085506	AT2->AT2/	Apoe	Scarb1
4719	AT2_Retnla	AT2	74	0.533679	0.085506	0.085506	AT2_Retnla	Apoe	Scarb1
4720	Fibroblasts	AT2	74	0.895238	0.085506	0.085506	Fibroblasts-	Apoe	Scarb1
4721	IM2	AT2_Retnla	74	1	0.056995	0.056995	IM2->AT2_	Apoe	Scarb1
4722	IM1	AT2_Retnla	74	0.893238	0.056995	0.056995	IM1->AT2_	Apoe	Scarb1
4723	AM3	AT2_Retnla	74	0.397683	0.056995	0.056995	AM3->AT2_	Apoe	Scarb1
4724	AM2	AT2_Retnla	74	0.180043	0.056995	0.056995	AM2->AT2_	Apoe	Scarb1
4725	AM1	AT2_Retnla	74	0.210046	0.056995	0.056995	AM1->AT2_	Apoe	Scarb1
4726	AT2	AT2_Retnla	74	0.665971	0.056995	0.056995	AT2->AT2_	Apoe	Scarb1
4727	AT2_Retnla	AT2_Retnla	74	0.533679	0.056995	0.056995	AT2_Retnla	Apoe	Scarb1
4728	Fibroblasts	AT2_Retnla	74	0.895238	0.056995	0.056995	Fibroblasts-	Apoe	Scarb1
4729	IM2	Fibroblasts	74	1	0.057143	0.057143	IM2->Fibro	Apoe	Scarb1
4730	IM1	Fibroblasts	74	0.893238	0.057143	0.057143	IM1->Fibro	Apoe	Scarb1
4731	AM3	Fibroblasts	74	0.397683	0.057143	0.057143	AM3->Fibr	Apoe	Scarb1
4732	AM2	Fibroblasts	74	0.180043	0.057143	0.057143	AM2->Fibr	Apoe	Scarb1
4733	AM1	Fibroblasts	74	0.210046	0.057143	0.057143	AM1->Fibr	Apoe	Scarb1
4734	AT2	Fibroblasts	74	0.665971	0.057143	0.057143	AT2->Fibro	Apoe	Scarb1
4735	AT2_Retnla	Fibroblasts	74	0.533679	0.057143	0.057143	AT2_Retnla	Apoe	Scarb1
4736	Fibroblasts	Fibroblasts	74	0.895238	0.057143	0.057143	Fibroblasts-	Apoe	Scarb1
4745	IM2	IM1	75	1	0.096085	0.096085	IM2->IM1/	Apoe	Sorl1
4746	IM1	IM1	75	0.893238	0.096085	0.096085	IM1->IM1/	Apoe	Sorl1
4747	AM3	IM1	75	0.397683	0.096085	0.096085	AM3->IM1/	Apoe	Sorl1
4748	AM2	IM1	75	0.180043	0.096085	0.096085	AM2->IM1/	Apoe	Sorl1
4749	AM1	IM1	75	0.210046	0.096085	0.096085	AM1->IM1/	Apoe	Sorl1
4750	AT2	IM1	75	0.665971	0.096085	0.096085	AT2->IM1/	Apoe	Sorl1
4751	AT2_Retnla	IM1	75	0.533679	0.096085	0.096085	AT2_Retnla	Apoe	Sorl1
4752	Fibroblasts	IM1	75	0.895238	0.096085	0.096085	Fibroblasts-	Apoe	Sorl1
4777	IM2	AT2	75	1	0.297185	0.297185	IM2->AT2/	Apoe	Sorl1
4778	IM1	AT2	75	0.893238	0.297185	0.297185	IM1->AT2/	Apoe	Sorl1
4779	AM3	AT2	75	0.397683	0.297185	0.297185	AM3->AT2/	Apoe	Sorl1

4780	AM2	AT2	75	0.180043	0.297185	0.180043	AM2->AT2/	Apoe	Sorl1
4781	AM1	AT2	75	0.210046	0.297185	0.210046	AM1->AT2/	Apoe	Sorl1
4782	AT2	AT2	75	0.665971	0.297185	0.297185	AT2->AT2/	Apoe	Sorl1
4783	AT2_Retnla	AT2	75	0.533679	0.297185	0.297185	AT2_Retnla	Apoe	Sorl1
4784	Fibroblasts	AT2	75	0.895238	0.297185	0.297185	Fibroblasts	Apoe	Sorl1
4785	IM2	AT2_Retnla	75	1	0.336788	0.336788	IM2->AT2_	Apoe	Sorl1
4786	IM1	AT2_Retnla	75	0.893238	0.336788	0.336788	IM1->AT2_	Apoe	Sorl1
4787	AM3	AT2_Retnla	75	0.397683	0.336788	0.336788	AM3->AT2_	Apoe	Sorl1
4788	AM2	AT2_Retnla	75	0.180043	0.336788	0.180043	AM2->AT2_	Apoe	Sorl1
4789	AM1	AT2_Retnla	75	0.210046	0.336788	0.210046	AM1->AT2_	Apoe	Sorl1
4790	AT2	AT2_Retnla	75	0.665971	0.336788	0.336788	AT2->AT2_	Apoe	Sorl1
4791	AT2_Retnla	AT2_Retnla	75	0.533679	0.336788	0.336788	AT2_Retnla	Apoe	Sorl1
4792	Fibroblasts	AT2_Retnla	75	0.895238	0.336788	0.336788	Fibroblasts	Apoe	Sorl1
4793	IM2	Fibroblasts	75	1	0.285714	0.285714	IM2->Fibro	Apoe	Sorl1
4794	IM1	Fibroblasts	75	0.893238	0.285714	0.285714	IM1->Fibro	Apoe	Sorl1
4795	AM3	Fibroblasts	75	0.397683	0.285714	0.285714	AM3->Fibr	Apoe	Sorl1
4796	AM2	Fibroblasts	75	0.180043	0.285714	0.180043	AM2->Fibr	Apoe	Sorl1
4797	AM1	Fibroblasts	75	0.210046	0.285714	0.210046	AM1->Fibr	Apoe	Sorl1
4798	AT2	Fibroblasts	75	0.665971	0.285714	0.285714	AT2->Fibro	Apoe	Sorl1
4799	AT2_Retnla	Fibroblasts	75	0.533679	0.285714	0.285714	AT2_Retnla	Apoe	Sorl1
4800	Fibroblasts	Fibroblasts	75	0.895238	0.285714	0.285714	Fibroblasts	Apoe	Sorl1
4841	IM2	AT2	76	1	0.171707	0.171707	IM2->AT2/	Apoe	Vldlr
4842	IM1	AT2	76	0.893238	0.171707	0.171707	IM1->AT2/	Apoe	Vldlr
4843	AM3	AT2	76	0.397683	0.171707	0.171707	AM3->AT2/	Apoe	Vldlr
4844	AM2	AT2	76	0.180043	0.171707	0.171707	AM2->AT2/	Apoe	Vldlr
4845	AM1	AT2	76	0.210046	0.171707	0.171707	AM1->AT2/	Apoe	Vldlr
4846	AT2	AT2	76	0.665971	0.171707	0.171707	AT2->AT2/	Apoe	Vldlr
4847	AT2_Retnla	AT2	76	0.533679	0.171707	0.171707	AT2_Retnla	Apoe	Vldlr
4848	Fibroblasts	AT2	76	0.895238	0.171707	0.171707	Fibroblasts	Apoe	Vldlr
4849	IM2	AT2_Retnla	76	1	0.103627	0.103627	IM2->AT2_	Apoe	Vldlr
4850	IM1	AT2_Retnla	76	0.893238	0.103627	0.103627	IM1->AT2_	Apoe	Vldlr
4851	AM3	AT2_Retnla	76	0.397683	0.103627	0.103627	AM3->AT2_	Apoe	Vldlr
4852	AM2	AT2_Retnla	76	0.180043	0.103627	0.103627	AM2->AT2_	Apoe	Vldlr
4853	AM1	AT2_Retnla	76	0.210046	0.103627	0.103627	AM1->AT2_	Apoe	Vldlr
4854	AT2	AT2_Retnla	76	0.665971	0.103627	0.103627	AT2->AT2_	Apoe	Vldlr
4855	AT2_Retnla	AT2_Retnla	76	0.533679	0.103627	0.103627	AT2_Retnla	Apoe	Vldlr
4856	Fibroblasts	AT2_Retnla	76	0.895238	0.103627	0.103627	Fibroblasts	Apoe	Vldlr
4857	IM2	Fibroblasts	76	1	0.352381	0.352381	IM2->Fibro	Apoe	Vldlr
4858	IM1	Fibroblasts	76	0.893238	0.352381	0.352381	IM1->Fibro	Apoe	Vldlr
4859	AM3	Fibroblasts	76	0.397683	0.352381	0.352381	AM3->Fibr	Apoe	Vldlr
4860	AM2	Fibroblasts	76	0.180043	0.352381	0.180043	AM2->Fibr	Apoe	Vldlr
4861	AM1	Fibroblasts	76	0.210046	0.352381	0.210046	AM1->Fibr	Apoe	Vldlr
4862	AT2	Fibroblasts	76	0.665971	0.352381	0.352381	AT2->Fibro	Apoe	Vldlr
4863	AT2_Retnla	Fibroblasts	76	0.533679	0.352381	0.352381	AT2_Retnla	Apoe	Vldlr
4864	Fibroblasts	Fibroblasts	76	0.895238	0.352381	0.352381	Fibroblasts	Apoe	Vldlr
4881	IM2	AM3	77	0.642105	0.27027	0.27027	IM2->AM3/	App	Cav1
4882	IM1	AM3	77	0.533808	0.27027	0.27027	IM1->AM3/	App	Cav1

4883	AM3	AM3	77	0.810811	0.27027	0.27027	AM3->AM3	App	Cav1
4884	AM2	AM3	77	0.902386	0.27027	0.27027	AM2->AM3	App	Cav1
4885	AM1	AM3	77	0.896119	0.27027	0.27027	AM1->AM3	App	Cav1
4886	AT2	AM3	77	0.847063	0.27027	0.27027	AT2->AM3/	App	Cav1
4887	AT2_Retnla	AM3	77	0.84456	0.27027	0.27027	AT2_Retnla	App	Cav1
4888	Fibroblasts	AM3	77	0.752381	0.27027	0.27027	Fibroblasts-	App	Cav1
4889	IM2	AM2	77	0.642105	0.21692	0.21692	IM2->AM2/	App	Cav1
4890	IM1	AM2	77	0.533808	0.21692	0.21692	IM1->AM2/	App	Cav1
4891	AM3	AM2	77	0.810811	0.21692	0.21692	AM3->AM2	App	Cav1
4892	AM2	AM2	77	0.902386	0.21692	0.21692	AM2->AM2	App	Cav1
4893	AM1	AM2	77	0.896119	0.21692	0.21692	AM1->AM2	App	Cav1
4894	AT2	AM2	77	0.847063	0.21692	0.21692	AT2->AM2/	App	Cav1
4895	AT2_Retnla	AM2	77	0.84456	0.21692	0.21692	AT2_Retnla	App	Cav1
4896	Fibroblasts	AM2	77	0.752381	0.21692	0.21692	Fibroblasts-	App	Cav1
4897	IM2	AM1	77	0.642105	0.15411	0.15411	IM2->AM1/	App	Cav1
4898	IM1	AM1	77	0.533808	0.15411	0.15411	IM1->AM1/	App	Cav1
4899	AM3	AM1	77	0.810811	0.15411	0.15411	AM3->AM1	App	Cav1
4900	AM2	AM1	77	0.902386	0.15411	0.15411	AM2->AM1	App	Cav1
4901	AM1	AM1	77	0.896119	0.15411	0.15411	AM1->AM1	App	Cav1
4902	AT2	AM1	77	0.847063	0.15411	0.15411	AT2->AM1/	App	Cav1
4903	AT2_Retnla	AM1	77	0.84456	0.15411	0.15411	AT2_Retnla	App	Cav1
4904	Fibroblasts	AM1	77	0.752381	0.15411	0.15411	Fibroblasts-	App	Cav1
4905	IM2	AT2	77	0.642105	0.05179	0.05179	IM2->AT2/	App	Cav1
4906	IM1	AT2	77	0.533808	0.05179	0.05179	IM1->AT2/	App	Cav1
4907	AM3	AT2	77	0.810811	0.05179	0.05179	AM3->AT2/	App	Cav1
4908	AM2	AT2	77	0.902386	0.05179	0.05179	AM2->AT2/	App	Cav1
4909	AM1	AT2	77	0.896119	0.05179	0.05179	AM1->AT2/	App	Cav1
4910	AT2	AT2	77	0.847063	0.05179	0.05179	AT2->AT2/	App	Cav1
4911	AT2_Retnla	AT2	77	0.84456	0.05179	0.05179	AT2_Retnla	App	Cav1
4912	Fibroblasts	AT2	77	0.752381	0.05179	0.05179	Fibroblasts-	App	Cav1
4913	IM2	AT2_Retnla	77	0.642105	0.067358	0.067358	IM2->AT2_	App	Cav1
4914	IM1	AT2_Retnla	77	0.533808	0.067358	0.067358	IM1->AT2_	App	Cav1
4915	AM3	AT2_Retnla	77	0.810811	0.067358	0.067358	AM3->AT2_	App	Cav1
4916	AM2	AT2_Retnla	77	0.902386	0.067358	0.067358	AM2->AT2_	App	Cav1
4917	AM1	AT2_Retnla	77	0.896119	0.067358	0.067358	AM1->AT2_	App	Cav1
4918	AT2	AT2_Retnla	77	0.847063	0.067358	0.067358	AT2->AT2_	App	Cav1
4919	AT2_Retnla	AT2_Retnla	77	0.84456	0.067358	0.067358	AT2_Retnla	App	Cav1
4920	Fibroblasts	AT2_Retnla	77	0.752381	0.067358	0.067358	Fibroblasts-	App	Cav1
4921	IM2	Fibroblasts	77	0.642105	0.352381	0.352381	IM2->Fibro	App	Cav1
4922	IM1	Fibroblasts	77	0.533808	0.352381	0.352381	IM1->Fibro	App	Cav1
4923	AM3	Fibroblasts	77	0.810811	0.352381	0.352381	AM3->Fibr	App	Cav1
4924	AM2	Fibroblasts	77	0.902386	0.352381	0.352381	AM2->Fibr	App	Cav1
4925	AM1	Fibroblasts	77	0.896119	0.352381	0.352381	AM1->Fibr	App	Cav1
4926	AT2	Fibroblasts	77	0.847063	0.352381	0.352381	AT2->Fibro	App	Cav1
4927	AT2_Retnla	Fibroblasts	77	0.84456	0.352381	0.352381	AT2_Retnla	App	Cav1
4928	Fibroblasts	Fibroblasts	77	0.752381	0.352381	0.352381	Fibroblasts-	App	Cav1
4929	IM2	IM2	78	0.642105	0.921053	0.642105	IM2->IM2/	App	Cd74

4930	IM1	IM2	78	0.533808	0.921053	0.533808	IM1->IM2/	App	Cd74
4931	AM3	IM2	78	0.810811	0.921053	0.810811	AM3->IM2,	App	Cd74
4932	AM2	IM2	78	0.902386	0.921053	0.902386	AM2->IM2,	App	Cd74
4933	AM1	IM2	78	0.896119	0.921053	0.896119	AM1->IM2,	App	Cd74
4934	AT2	IM2	78	0.847063	0.921053	0.847063	AT2->IM2/	App	Cd74
4935	AT2_Retnla	IM2	78	0.84456	0.921053	0.84456	AT2_Retnla	App	Cd74
4936	Fibroblasts	IM2	78	0.752381	0.921053	0.752381	Fibroblasts-	App	Cd74
4937	IM2	IM1	78	0.642105	1	0.642105	IM2->IM1/	App	Cd74
4938	IM1	IM1	78	0.533808	1	0.533808	IM1->IM1/	App	Cd74
4939	AM3	IM1	78	0.810811	1	0.810811	AM3->IM1,	App	Cd74
4940	AM2	IM1	78	0.902386	1	0.902386	AM2->IM1,	App	Cd74
4941	AM1	IM1	78	0.896119	1	0.896119	AM1->IM1,	App	Cd74
4942	AT2	IM1	78	0.847063	1	0.847063	AT2->IM1/	App	Cd74
4943	AT2_Retnla	IM1	78	0.84456	1	0.84456	AT2_Retnla	App	Cd74
4944	Fibroblasts	IM1	78	0.752381	1	0.752381	Fibroblasts-	App	Cd74
4945	IM2	AM3	78	0.642105	0.69112	0.642105	IM2->AM3,	App	Cd74
4946	IM1	AM3	78	0.533808	0.69112	0.533808	IM1->AM3,	App	Cd74
4947	AM3	AM3	78	0.810811	0.69112	0.69112	AM3->AM3	App	Cd74
4948	AM2	AM3	78	0.902386	0.69112	0.69112	AM2->AM3	App	Cd74
4949	AM1	AM3	78	0.896119	0.69112	0.69112	AM1->AM3	App	Cd74
4950	AT2	AM3	78	0.847063	0.69112	0.69112	AT2->AM3,	App	Cd74
4951	AT2_Retnla	AM3	78	0.84456	0.69112	0.69112	AT2_Retnla	App	Cd74
4952	Fibroblasts	AM3	78	0.752381	0.69112	0.69112	Fibroblasts-	App	Cd74
4953	IM2	AM2	78	0.642105	0.531453	0.531453	IM2->AM2,	App	Cd74
4954	IM1	AM2	78	0.533808	0.531453	0.531453	IM1->AM2,	App	Cd74
4955	AM3	AM2	78	0.810811	0.531453	0.531453	AM3->AM2	App	Cd74
4956	AM2	AM2	78	0.902386	0.531453	0.531453	AM2->AM2	App	Cd74
4957	AM1	AM2	78	0.896119	0.531453	0.531453	AM1->AM2	App	Cd74
4958	AT2	AM2	78	0.847063	0.531453	0.531453	AT2->AM2,	App	Cd74
4959	AT2_Retnla	AM2	78	0.84456	0.531453	0.531453	AT2_Retnla	App	Cd74
4960	Fibroblasts	AM2	78	0.752381	0.531453	0.531453	Fibroblasts-	App	Cd74
4961	IM2	AM1	78	0.642105	0.550228	0.550228	IM2->AM1,	App	Cd74
4962	IM1	AM1	78	0.533808	0.550228	0.533808	IM1->AM1,	App	Cd74
4963	AM3	AM1	78	0.810811	0.550228	0.550228	AM3->AM1	App	Cd74
4964	AM2	AM1	78	0.902386	0.550228	0.550228	AM2->AM1	App	Cd74
4965	AM1	AM1	78	0.896119	0.550228	0.550228	AM1->AM1	App	Cd74
4966	AT2	AM1	78	0.847063	0.550228	0.550228	AT2->AM1,	App	Cd74
4967	AT2_Retnla	AM1	78	0.84456	0.550228	0.550228	AT2_Retnla	App	Cd74
4968	Fibroblasts	AM1	78	0.752381	0.550228	0.550228	Fibroblasts-	App	Cd74
4969	IM2	AT2	78	0.642105	0.993743	0.642105	IM2->AT2/	App	Cd74
4970	IM1	AT2	78	0.533808	0.993743	0.533808	IM1->AT2/	App	Cd74
4971	AM3	AT2	78	0.810811	0.993743	0.810811	AM3->AT2,	App	Cd74
4972	AM2	AT2	78	0.902386	0.993743	0.902386	AM2->AT2,	App	Cd74
4973	AM1	AT2	78	0.896119	0.993743	0.896119	AM1->AT2,	App	Cd74
4974	AT2	AT2	78	0.847063	0.993743	0.847063	AT2->AT2/	App	Cd74
4975	AT2_Retnla	AT2	78	0.84456	0.993743	0.84456	AT2_Retnla	App	Cd74
4976	Fibroblasts	AT2	78	0.752381	0.993743	0.752381	Fibroblasts-	App	Cd74

4977	IM2	AT2_Retnla	78	0.642105	0.994819	0.642105	IM2->AT2_	App	Cd74
4978	IM1	AT2_Retnla	78	0.533808	0.994819	0.533808	IM1->AT2_	App	Cd74
4979	AM3	AT2_Retnla	78	0.810811	0.994819	0.810811	AM3->AT2_	App	Cd74
4980	AM2	AT2_Retnla	78	0.902386	0.994819	0.902386	AM2->AT2_	App	Cd74
4981	AM1	AT2_Retnla	78	0.896119	0.994819	0.896119	AM1->AT2_	App	Cd74
4982	AT2	AT2_Retnla	78	0.847063	0.994819	0.847063	AT2->AT2_	App	Cd74
4983	AT2_Retnla	AT2_Retnla	78	0.84456	0.994819	0.84456	AT2_Retnla	App	Cd74
4984	Fibroblasts	AT2_Retnla	78	0.752381	0.994819	0.752381	Fibroblasts	App	Cd74
4985	IM2	Fibroblasts	78	0.642105	0.438095	0.438095	IM2->Fibro	App	Cd74
4986	IM1	Fibroblasts	78	0.533808	0.438095	0.438095	IM1->Fibro	App	Cd74
4987	AM3	Fibroblasts	78	0.810811	0.438095	0.438095	AM3->Fibr	App	Cd74
4988	AM2	Fibroblasts	78	0.902386	0.438095	0.438095	AM2->Fibr	App	Cd74
4989	AM1	Fibroblasts	78	0.896119	0.438095	0.438095	AM1->Fibr	App	Cd74
4990	AT2	Fibroblasts	78	0.847063	0.438095	0.438095	AT2->Fibro	App	Cd74
4991	AT2_Retnla	Fibroblasts	78	0.84456	0.438095	0.438095	AT2_Retnla	App	Cd74
4992	Fibroblasts	Fibroblasts	78	0.752381	0.438095	0.438095	Fibroblasts	App	Cd74
5009	IM2	AM3	79	0.642105	0.069498	0.069498	IM2->AM3	App	Gpc1
5010	IM1	AM3	79	0.533808	0.069498	0.069498	IM1->AM3	App	Gpc1
5011	AM3	AM3	79	0.810811	0.069498	0.069498	AM3->AM3	App	Gpc1
5012	AM2	AM3	79	0.902386	0.069498	0.069498	AM2->AM3	App	Gpc1
5013	AM1	AM3	79	0.896119	0.069498	0.069498	AM1->AM3	App	Gpc1
5014	AT2	AM3	79	0.847063	0.069498	0.069498	AT2->AM3	App	Gpc1
5015	AT2_Retnla	AM3	79	0.84456	0.069498	0.069498	AT2_Retnla	App	Gpc1
5016	Fibroblasts	AM3	79	0.752381	0.069498	0.069498	Fibroblasts	App	Gpc1
5049	IM2	Fibroblasts	79	0.642105	0.066667	0.066667	IM2->Fibro	App	Gpc1
5050	IM1	Fibroblasts	79	0.533808	0.066667	0.066667	IM1->Fibro	App	Gpc1
5051	AM3	Fibroblasts	79	0.810811	0.066667	0.066667	AM3->Fibr	App	Gpc1
5052	AM2	Fibroblasts	79	0.902386	0.066667	0.066667	AM2->Fibr	App	Gpc1
5053	AM1	Fibroblasts	79	0.896119	0.066667	0.066667	AM1->Fibr	App	Gpc1
5054	AT2	Fibroblasts	79	0.847063	0.066667	0.066667	AT2->Fibro	App	Gpc1
5055	AT2_Retnla	Fibroblasts	79	0.84456	0.066667	0.066667	AT2_Retnla	App	Gpc1
5056	Fibroblasts	Fibroblasts	79	0.752381	0.066667	0.066667	Fibroblasts	App	Gpc1
5057	IM2	IM2	80	0.642105	0.405263	0.405263	IM2->IM2/	App	Lrp1
5058	IM1	IM2	80	0.533808	0.405263	0.405263	IM1->IM2/	App	Lrp1
5059	AM3	IM2	80	0.810811	0.405263	0.405263	AM3->IM2	App	Lrp1
5060	AM2	IM2	80	0.902386	0.405263	0.405263	AM2->IM2	App	Lrp1
5061	AM1	IM2	80	0.896119	0.405263	0.405263	AM1->IM2	App	Lrp1
5062	AT2	IM2	80	0.847063	0.405263	0.405263	AT2->IM2/	App	Lrp1
5063	AT2_Retnla	IM2	80	0.84456	0.405263	0.405263	AT2_Retnla	App	Lrp1
5064	Fibroblasts	IM2	80	0.752381	0.405263	0.405263	Fibroblasts	App	Lrp1
5065	IM2	IM1	80	0.642105	0.451957	0.451957	IM2->IM1/	App	Lrp1
5066	IM1	IM1	80	0.533808	0.451957	0.451957	IM1->IM1/	App	Lrp1
5067	AM3	IM1	80	0.810811	0.451957	0.451957	AM3->IM1	App	Lrp1
5068	AM2	IM1	80	0.902386	0.451957	0.451957	AM2->IM1	App	Lrp1
5069	AM1	IM1	80	0.896119	0.451957	0.451957	AM1->IM1	App	Lrp1
5070	AT2	IM1	80	0.847063	0.451957	0.451957	AT2->IM1/	App	Lrp1
5071	AT2_Retnla	IM1	80	0.84456	0.451957	0.451957	AT2_Retnla	App	Lrp1

5072	Fibroblasts	IM1	80	0.752381	0.451957	0.451957	Fibroblasts·	App	Lrp1
5073	IM2	AM3	80	0.642105	0.783784	0.642105	IM2->AM3,	App	Lrp1
5074	IM1	AM3	80	0.533808	0.783784	0.533808	IM1->AM3,	App	Lrp1
5075	AM3	AM3	80	0.810811	0.783784	0.783784	AM3->AM3	App	Lrp1
5076	AM2	AM3	80	0.902386	0.783784	0.783784	AM2->AM3	App	Lrp1
5077	AM1	AM3	80	0.896119	0.783784	0.783784	AM1->AM3	App	Lrp1
5078	AT2	AM3	80	0.847063	0.783784	0.783784	AT2->AM3,	App	Lrp1
5079	AT2_Retnla	AM3	80	0.84456	0.783784	0.783784	AT2_Retnla	App	Lrp1
5080	Fibroblasts	AM3	80	0.752381	0.783784	0.752381	Fibroblasts·	App	Lrp1
5081	IM2	AM2	80	0.642105	0.832972	0.642105	IM2->AM2,	App	Lrp1
5082	IM1	AM2	80	0.533808	0.832972	0.533808	IM1->AM2,	App	Lrp1
5083	AM3	AM2	80	0.810811	0.832972	0.810811	AM3->AM2	App	Lrp1
5084	AM2	AM2	80	0.902386	0.832972	0.832972	AM2->AM2	App	Lrp1
5085	AM1	AM2	80	0.896119	0.832972	0.832972	AM1->AM2	App	Lrp1
5086	AT2	AM2	80	0.847063	0.832972	0.832972	AT2->AM2,	App	Lrp1
5087	AT2_Retnla	AM2	80	0.84456	0.832972	0.832972	AT2_Retnla	App	Lrp1
5088	Fibroblasts	AM2	80	0.752381	0.832972	0.752381	Fibroblasts·	App	Lrp1
5089	IM2	AM1	80	0.642105	0.808219	0.642105	IM2->AM1,	App	Lrp1
5090	IM1	AM1	80	0.533808	0.808219	0.533808	IM1->AM1,	App	Lrp1
5091	AM3	AM1	80	0.810811	0.808219	0.808219	AM3->AM1	App	Lrp1
5092	AM2	AM1	80	0.902386	0.808219	0.808219	AM2->AM1	App	Lrp1
5093	AM1	AM1	80	0.896119	0.808219	0.808219	AM1->AM1	App	Lrp1
5094	AT2	AM1	80	0.847063	0.808219	0.808219	AT2->AM1,	App	Lrp1
5095	AT2_Retnla	AM1	80	0.84456	0.808219	0.808219	AT2_Retnla	App	Lrp1
5096	Fibroblasts	AM1	80	0.752381	0.808219	0.752381	Fibroblasts·	App	Lrp1
5113	IM2	Fibroblasts	80	0.642105	0.809524	0.642105	IM2->Fibro	App	Lrp1
5114	IM1	Fibroblasts	80	0.533808	0.809524	0.533808	IM1->Fibro	App	Lrp1
5115	AM3	Fibroblasts	80	0.810811	0.809524	0.809524	AM3->Fibr	App	Lrp1
5116	AM2	Fibroblasts	80	0.902386	0.809524	0.809524	AM2->Fibr	App	Lrp1
5117	AM1	Fibroblasts	80	0.896119	0.809524	0.809524	AM1->Fibr	App	Lrp1
5118	AT2	Fibroblasts	80	0.847063	0.809524	0.809524	AT2->Fibrol	App	Lrp1
5119	AT2_Retnla	Fibroblasts	80	0.84456	0.809524	0.809524	AT2_Retnla	App	Lrp1
5120	Fibroblasts	Fibroblasts	80	0.752381	0.809524	0.752381	Fibroblasts·	App	Lrp1
5121	IM2	IM2	81	0.642105	0.115789	0.115789	IM2->IM2/	App	Ncstn
5122	IM1	IM2	81	0.533808	0.115789	0.115789	IM1->IM2/	App	Ncstn
5123	AM3	IM2	81	0.810811	0.115789	0.115789	AM3->IM2,	App	Ncstn
5124	AM2	IM2	81	0.902386	0.115789	0.115789	AM2->IM2,	App	Ncstn
5125	AM1	IM2	81	0.896119	0.115789	0.115789	AM1->IM2,	App	Ncstn
5126	AT2	IM2	81	0.847063	0.115789	0.115789	AT2->IM2/	App	Ncstn
5127	AT2_Retnla	IM2	81	0.84456	0.115789	0.115789	AT2_Retnla	App	Ncstn
5128	Fibroblasts	IM2	81	0.752381	0.115789	0.115789	Fibroblasts·	App	Ncstn
5129	IM2	IM1	81	0.642105	0.149466	0.149466	IM2->IM1/	App	Ncstn
5130	IM1	IM1	81	0.533808	0.149466	0.149466	IM1->IM1/	App	Ncstn
5131	AM3	IM1	81	0.810811	0.149466	0.149466	AM3->IM1,	App	Ncstn
5132	AM2	IM1	81	0.902386	0.149466	0.149466	AM2->IM1,	App	Ncstn
5133	AM1	IM1	81	0.896119	0.149466	0.149466	AM1->IM1,	App	Ncstn
5134	AT2	IM1	81	0.847063	0.149466	0.149466	AT2->IM1/	App	Ncstn

5135	AT2_Retnla	IM1	81	0.84456	0.149466	0.149466	AT2_Retnla	App	Ncstn
5136	Fibroblasts	IM1	81	0.752381	0.149466	0.149466	Fibroblasts·	App	Ncstn
5137	IM2	AM3	81	0.642105	0.227799	0.227799	IM2->AM3,	App	Ncstn
5138	IM1	AM3	81	0.533808	0.227799	0.227799	IM1->AM3,	App	Ncstn
5139	AM3	AM3	81	0.810811	0.227799	0.227799	AM3->AM3	App	Ncstn
5140	AM2	AM3	81	0.902386	0.227799	0.227799	AM2->AM3	App	Ncstn
5141	AM1	AM3	81	0.896119	0.227799	0.227799	AM1->AM3	App	Ncstn
5142	AT2	AM3	81	0.847063	0.227799	0.227799	AT2->AM3,	App	Ncstn
5143	AT2_Retnla	AM3	81	0.84456	0.227799	0.227799	AT2_Retnla	App	Ncstn
5144	Fibroblasts	AM3	81	0.752381	0.227799	0.227799	Fibroblasts·	App	Ncstn
5145	IM2	AM2	81	0.642105	0.314534	0.314534	IM2->AM2,	App	Ncstn
5146	IM1	AM2	81	0.533808	0.314534	0.314534	IM1->AM2,	App	Ncstn
5147	AM3	AM2	81	0.810811	0.314534	0.314534	AM3->AM2	App	Ncstn
5148	AM2	AM2	81	0.902386	0.314534	0.314534	AM2->AM2	App	Ncstn
5149	AM1	AM2	81	0.896119	0.314534	0.314534	AM1->AM2	App	Ncstn
5150	AT2	AM2	81	0.847063	0.314534	0.314534	AT2->AM2,	App	Ncstn
5151	AT2_Retnla	AM2	81	0.84456	0.314534	0.314534	AT2_Retnla	App	Ncstn
5152	Fibroblasts	AM2	81	0.752381	0.314534	0.314534	Fibroblasts·	App	Ncstn
5153	IM2	AM1	81	0.642105	0.203196	0.203196	IM2->AM1,	App	Ncstn
5154	IM1	AM1	81	0.533808	0.203196	0.203196	IM1->AM1,	App	Ncstn
5155	AM3	AM1	81	0.810811	0.203196	0.203196	AM3->AM1	App	Ncstn
5156	AM2	AM1	81	0.902386	0.203196	0.203196	AM2->AM1	App	Ncstn
5157	AM1	AM1	81	0.896119	0.203196	0.203196	AM1->AM1	App	Ncstn
5158	AT2	AM1	81	0.847063	0.203196	0.203196	AT2->AM1,	App	Ncstn
5159	AT2_Retnla	AM1	81	0.84456	0.203196	0.203196	AT2_Retnla	App	Ncstn
5160	Fibroblasts	AM1	81	0.752381	0.203196	0.203196	Fibroblasts·	App	Ncstn
5161	IM2	AT2	81	0.642105	0.106013	0.106013	IM2->AT2/	App	Ncstn
5162	IM1	AT2	81	0.533808	0.106013	0.106013	IM1->AT2/	App	Ncstn
5163	AM3	AT2	81	0.810811	0.106013	0.106013	AM3->AT2,	App	Ncstn
5164	AM2	AT2	81	0.902386	0.106013	0.106013	AM2->AT2,	App	Ncstn
5165	AM1	AT2	81	0.896119	0.106013	0.106013	AM1->AT2,	App	Ncstn
5166	AT2	AT2	81	0.847063	0.106013	0.106013	AT2->AT2/	App	Ncstn
5167	AT2_Retnla	AT2	81	0.84456	0.106013	0.106013	AT2_Retnla	App	Ncstn
5168	Fibroblasts	AT2	81	0.752381	0.106013	0.106013	Fibroblasts·	App	Ncstn
5169	IM2	AT2_Retnla	81	0.642105	0.124352	0.124352	IM2->AT2_	App	Ncstn
5170	IM1	AT2_Retnla	81	0.533808	0.124352	0.124352	IM1->AT2_	App	Ncstn
5171	AM3	AT2_Retnla	81	0.810811	0.124352	0.124352	AM3->AT2_	App	Ncstn
5172	AM2	AT2_Retnla	81	0.902386	0.124352	0.124352	AM2->AT2_	App	Ncstn
5173	AM1	AT2_Retnla	81	0.896119	0.124352	0.124352	AM1->AT2_	App	Ncstn
5174	AT2	AT2_Retnla	81	0.847063	0.124352	0.124352	AT2->AT2_	App	Ncstn
5175	AT2_Retnla	AT2_Retnla	81	0.84456	0.124352	0.124352	AT2_Retnla	App	Ncstn
5176	Fibroblasts	AT2_Retnla	81	0.752381	0.124352	0.124352	Fibroblasts·	App	Ncstn
5177	IM2	Fibroblasts	81	0.642105	0.152381	0.152381	IM2->Fibro	App	Ncstn
5178	IM1	Fibroblasts	81	0.533808	0.152381	0.152381	IM1->Fibro	App	Ncstn
5179	AM3	Fibroblasts	81	0.810811	0.152381	0.152381	AM3->Fibr	App	Ncstn
5180	AM2	Fibroblasts	81	0.902386	0.152381	0.152381	AM2->Fibr	App	Ncstn
5181	AM1	Fibroblasts	81	0.896119	0.152381	0.152381	AM1->Fibr	App	Ncstn

5182	AT2	Fibroblasts	81	0.847063	0.152381	0.152381	AT2->Fibrol	App	Ncstn
5183	AT2_Retnla	Fibroblasts	81	0.84456	0.152381	0.152381	AT2_Retnla	App	Ncstn
5184	Fibroblasts	Fibroblasts	81	0.752381	0.152381	0.152381	Fibroblasts-	App	Ncstn
5313	IM2	IM2	84	0.642105	0.063158	0.063158	IM2->IM2/	App	Tnfrsf21
5314	IM1	IM2	84	0.533808	0.063158	0.063158	IM1->IM2/	App	Tnfrsf21
5315	AM3	IM2	84	0.810811	0.063158	0.063158	AM3->IM2,	App	Tnfrsf21
5316	AM2	IM2	84	0.902386	0.063158	0.063158	AM2->IM2,	App	Tnfrsf21
5317	AM1	IM2	84	0.896119	0.063158	0.063158	AM1->IM2,	App	Tnfrsf21
5318	AT2	IM2	84	0.847063	0.063158	0.063158	AT2->IM2/	App	Tnfrsf21
5319	AT2_Retnla	IM2	84	0.84456	0.063158	0.063158	AT2_Retnla	App	Tnfrsf21
5320	Fibroblasts	IM2	84	0.752381	0.063158	0.063158	Fibroblasts-	App	Tnfrsf21
5321	IM2	IM1	84	0.642105	0.124555	0.124555	IM2->IM1/	App	Tnfrsf21
5322	IM1	IM1	84	0.533808	0.124555	0.124555	IM1->IM1/	App	Tnfrsf21
5323	AM3	IM1	84	0.810811	0.124555	0.124555	AM3->IM1,	App	Tnfrsf21
5324	AM2	IM1	84	0.902386	0.124555	0.124555	AM2->IM1,	App	Tnfrsf21
5325	AM1	IM1	84	0.896119	0.124555	0.124555	AM1->IM1,	App	Tnfrsf21
5326	AT2	IM1	84	0.847063	0.124555	0.124555	AT2->IM1/	App	Tnfrsf21
5327	AT2_Retnla	IM1	84	0.84456	0.124555	0.124555	AT2_Retnla	App	Tnfrsf21
5328	Fibroblasts	IM1	84	0.752381	0.124555	0.124555	Fibroblasts-	App	Tnfrsf21
5329	IM2	AM3	84	0.642105	0.250965	0.250965	IM2->AM3,	App	Tnfrsf21
5330	IM1	AM3	84	0.533808	0.250965	0.250965	IM1->AM3,	App	Tnfrsf21
5331	AM3	AM3	84	0.810811	0.250965	0.250965	AM3->AM3	App	Tnfrsf21
5332	AM2	AM3	84	0.902386	0.250965	0.250965	AM2->AM3	App	Tnfrsf21
5333	AM1	AM3	84	0.896119	0.250965	0.250965	AM1->AM3	App	Tnfrsf21
5334	AT2	AM3	84	0.847063	0.250965	0.250965	AT2->AM3,	App	Tnfrsf21
5335	AT2_Retnla	AM3	84	0.84456	0.250965	0.250965	AT2_Retnla	App	Tnfrsf21
5336	Fibroblasts	AM3	84	0.752381	0.250965	0.250965	Fibroblasts-	App	Tnfrsf21
5337	IM2	AM2	84	0.642105	0.360087	0.360087	IM2->AM2,	App	Tnfrsf21
5338	IM1	AM2	84	0.533808	0.360087	0.360087	IM1->AM2,	App	Tnfrsf21
5339	AM3	AM2	84	0.810811	0.360087	0.360087	AM3->AM2	App	Tnfrsf21
5340	AM2	AM2	84	0.902386	0.360087	0.360087	AM2->AM2	App	Tnfrsf21
5341	AM1	AM2	84	0.896119	0.360087	0.360087	AM1->AM2	App	Tnfrsf21
5342	AT2	AM2	84	0.847063	0.360087	0.360087	AT2->AM2,	App	Tnfrsf21
5343	AT2_Retnla	AM2	84	0.84456	0.360087	0.360087	AT2_Retnla	App	Tnfrsf21
5344	Fibroblasts	AM2	84	0.752381	0.360087	0.360087	Fibroblasts-	App	Tnfrsf21
5345	IM2	AM1	84	0.642105	0.292237	0.292237	IM2->AM1,	App	Tnfrsf21
5346	IM1	AM1	84	0.533808	0.292237	0.292237	IM1->AM1,	App	Tnfrsf21
5347	AM3	AM1	84	0.810811	0.292237	0.292237	AM3->AM1	App	Tnfrsf21
5348	AM2	AM1	84	0.902386	0.292237	0.292237	AM2->AM1	App	Tnfrsf21
5349	AM1	AM1	84	0.896119	0.292237	0.292237	AM1->AM1	App	Tnfrsf21
5350	AT2	AM1	84	0.847063	0.292237	0.292237	AT2->AM1,	App	Tnfrsf21
5351	AT2_Retnla	AM1	84	0.84456	0.292237	0.292237	AT2_Retnla	App	Tnfrsf21
5352	Fibroblasts	AM1	84	0.752381	0.292237	0.292237	Fibroblasts-	App	Tnfrsf21
5438	AT2	Fibroblasts	85	0.108099	0.180952	0.108099	AT2->Fibrol	Areg	Egfr
5439	AT2_Retnla	Fibroblasts	85	0.129534	0.180952	0.129534	AT2_Retnla	Areg	Egfr
5486	AT2	AT2	86	0.108099	0.206813	0.108099	AT2->AT2/	Areg	Erbb3
5487	AT2_Retnla	AT2	86	0.129534	0.206813	0.129534	AT2_Retnla	Areg	Erbb3

5494	AT2	AT2_Retnla	86	0.108099	0.227979	0.108099	AT2->AT2_	Areg	Erbb3
5495	AT2_Retnla	AT2_Retnla	86	0.129534	0.227979	0.129534	AT2_Retnla	Areg	Erbb3
5569	IM2	IM2	88	0.573684	0.073684	0.073684	IM2->IM2/	Arf1	Insr
5570	IM1	IM2	88	0.537367	0.073684	0.073684	IM1->IM2/	Arf1	Insr
5571	AM3	IM2	88	0.718147	0.073684	0.073684	AM3->IM2/	Arf1	Insr
5572	AM2	IM2	88	0.780911	0.073684	0.073684	AM2->IM2/	Arf1	Insr
5573	AM1	IM2	88	0.679224	0.073684	0.073684	AM1->IM2/	Arf1	Insr
5574	AT2	IM2	88	0.665624	0.073684	0.073684	AT2->IM2/	Arf1	Insr
5575	AT2_Retnla	IM2	88	0.642487	0.073684	0.073684	AT2_Retnla	Arf1	Insr
5576	Fibroblasts	IM2	88	0.552381	0.073684	0.073684	Fibroblasts	Arf1	Insr
5585	IM2	AM3	88	0.573684	0.131274	0.131274	IM2->AM3/	Arf1	Insr
5586	IM1	AM3	88	0.537367	0.131274	0.131274	IM1->AM3/	Arf1	Insr
5587	AM3	AM3	88	0.718147	0.131274	0.131274	AM3->AM3	Arf1	Insr
5588	AM2	AM3	88	0.780911	0.131274	0.131274	AM2->AM3	Arf1	Insr
5589	AM1	AM3	88	0.679224	0.131274	0.131274	AM1->AM3	Arf1	Insr
5590	AT2	AM3	88	0.665624	0.131274	0.131274	AT2->AM3/	Arf1	Insr
5591	AT2_Retnla	AM3	88	0.642487	0.131274	0.131274	AT2_Retnla	Arf1	Insr
5592	Fibroblasts	AM3	88	0.552381	0.131274	0.131274	Fibroblasts	Arf1	Insr
5593	IM2	AM2	88	0.573684	0.164859	0.164859	IM2->AM2/	Arf1	Insr
5594	IM1	AM2	88	0.537367	0.164859	0.164859	IM1->AM2/	Arf1	Insr
5595	AM3	AM2	88	0.718147	0.164859	0.164859	AM3->AM2	Arf1	Insr
5596	AM2	AM2	88	0.780911	0.164859	0.164859	AM2->AM2	Arf1	Insr
5597	AM1	AM2	88	0.679224	0.164859	0.164859	AM1->AM2	Arf1	Insr
5598	AT2	AM2	88	0.665624	0.164859	0.164859	AT2->AM2/	Arf1	Insr
5599	AT2_Retnla	AM2	88	0.642487	0.164859	0.164859	AT2_Retnla	Arf1	Insr
5600	Fibroblasts	AM2	88	0.552381	0.164859	0.164859	Fibroblasts	Arf1	Insr
5601	IM2	AM1	88	0.573684	0.157534	0.157534	IM2->AM1/	Arf1	Insr
5602	IM1	AM1	88	0.537367	0.157534	0.157534	IM1->AM1/	Arf1	Insr
5603	AM3	AM1	88	0.718147	0.157534	0.157534	AM3->AM1	Arf1	Insr
5604	AM2	AM1	88	0.780911	0.157534	0.157534	AM2->AM1	Arf1	Insr
5605	AM1	AM1	88	0.679224	0.157534	0.157534	AM1->AM1	Arf1	Insr
5606	AT2	AM1	88	0.665624	0.157534	0.157534	AT2->AM1/	Arf1	Insr
5607	AT2_Retnla	AM1	88	0.642487	0.157534	0.157534	AT2_Retnla	Arf1	Insr
5608	Fibroblasts	AM1	88	0.552381	0.157534	0.157534	Fibroblasts	Arf1	Insr
5609	IM2	AT2	88	0.573684	0.183525	0.183525	IM2->AT2/	Arf1	Insr
5610	IM1	AT2	88	0.537367	0.183525	0.183525	IM1->AT2/	Arf1	Insr
5611	AM3	AT2	88	0.718147	0.183525	0.183525	AM3->AT2/	Arf1	Insr
5612	AM2	AT2	88	0.780911	0.183525	0.183525	AM2->AT2/	Arf1	Insr
5613	AM1	AT2	88	0.679224	0.183525	0.183525	AM1->AT2/	Arf1	Insr
5614	AT2	AT2	88	0.665624	0.183525	0.183525	AT2->AT2/	Arf1	Insr
5615	AT2_Retnla	AT2	88	0.642487	0.183525	0.183525	AT2_Retnla	Arf1	Insr
5616	Fibroblasts	AT2	88	0.552381	0.183525	0.183525	Fibroblasts	Arf1	Insr
5617	IM2	AT2_Retnla	88	0.573684	0.150259	0.150259	IM2->AT2_	Arf1	Insr
5618	IM1	AT2_Retnla	88	0.537367	0.150259	0.150259	IM1->AT2_	Arf1	Insr
5619	AM3	AT2_Retnla	88	0.718147	0.150259	0.150259	AM3->AT2_	Arf1	Insr
5620	AM2	AT2_Retnla	88	0.780911	0.150259	0.150259	AM2->AT2_	Arf1	Insr
5621	AM1	AT2_Retnla	88	0.679224	0.150259	0.150259	AM1->AT2_	Arf1	Insr

5622	AT2	AT2_Retnla	88	0.665624	0.150259	0.150259	AT2->AT2_I	Arf1	Insr
5623	AT2_Retnla	AT2_Retnla	88	0.642487	0.150259	0.150259	AT2_Retnla	Arf1	Insr
5624	Fibroblasts	AT2_Retnla	88	0.552381	0.150259	0.150259	Fibroblasts-	Arf1	Insr
5625	IM2	Fibroblasts	88	0.573684	0.114286	0.114286	IM2->Fibro	Arf1	Insr
5626	IM1	Fibroblasts	88	0.537367	0.114286	0.114286	IM1->Fibro	Arf1	Insr
5627	AM3	Fibroblasts	88	0.718147	0.114286	0.114286	AM3->Fibro	Arf1	Insr
5628	AM2	Fibroblasts	88	0.780911	0.114286	0.114286	AM2->Fibro	Arf1	Insr
5629	AM1	Fibroblasts	88	0.679224	0.114286	0.114286	AM1->Fibro	Arf1	Insr
5630	AT2	Fibroblasts	88	0.665624	0.114286	0.114286	AT2->Fibrol	Arf1	Insr
5631	AT2_Retnla	Fibroblasts	88	0.642487	0.114286	0.114286	AT2_Retnla	Arf1	Insr
5632	Fibroblasts	Fibroblasts	88	0.552381	0.114286	0.114286	Fibroblasts-	Arf1	Insr
5633	IM2	IM2	89	0.573684	0.084211	0.084211	IM2->IM2/	Arf1	Pld2
5634	IM1	IM2	89	0.537367	0.084211	0.084211	IM1->IM2/	Arf1	Pld2
5635	AM3	IM2	89	0.718147	0.084211	0.084211	AM3->IM2,	Arf1	Pld2
5636	AM2	IM2	89	0.780911	0.084211	0.084211	AM2->IM2,	Arf1	Pld2
5637	AM1	IM2	89	0.679224	0.084211	0.084211	AM1->IM2,	Arf1	Pld2
5638	AT2	IM2	89	0.665624	0.084211	0.084211	AT2->IM2/	Arf1	Pld2
5639	AT2_Retnla	IM2	89	0.642487	0.084211	0.084211	AT2_Retnla	Arf1	Pld2
5640	Fibroblasts	IM2	89	0.552381	0.084211	0.084211	Fibroblasts-	Arf1	Pld2
5641	IM2	IM1	89	0.573684	0.088968	0.088968	IM2->IM1/	Arf1	Pld2
5642	IM1	IM1	89	0.537367	0.088968	0.088968	IM1->IM1/	Arf1	Pld2
5643	AM3	IM1	89	0.718147	0.088968	0.088968	AM3->IM1,	Arf1	Pld2
5644	AM2	IM1	89	0.780911	0.088968	0.088968	AM2->IM1,	Arf1	Pld2
5645	AM1	IM1	89	0.679224	0.088968	0.088968	AM1->IM1,	Arf1	Pld2
5646	AT2	IM1	89	0.665624	0.088968	0.088968	AT2->IM1/	Arf1	Pld2
5647	AT2_Retnla	IM1	89	0.642487	0.088968	0.088968	AT2_Retnla	Arf1	Pld2
5648	Fibroblasts	IM1	89	0.552381	0.088968	0.088968	Fibroblasts-	Arf1	Pld2
5649	IM2	AM3	89	0.573684	0.050193	0.050193	IM2->AM3,	Arf1	Pld2
5650	IM1	AM3	89	0.537367	0.050193	0.050193	IM1->AM3,	Arf1	Pld2
5651	AM3	AM3	89	0.718147	0.050193	0.050193	AM3->AM3	Arf1	Pld2
5652	AM2	AM3	89	0.780911	0.050193	0.050193	AM2->AM3	Arf1	Pld2
5653	AM1	AM3	89	0.679224	0.050193	0.050193	AM1->AM3	Arf1	Pld2
5654	AT2	AM3	89	0.665624	0.050193	0.050193	AT2->AM3,	Arf1	Pld2
5655	AT2_Retnla	AM3	89	0.642487	0.050193	0.050193	AT2_Retnla	Arf1	Pld2
5656	Fibroblasts	AM3	89	0.552381	0.050193	0.050193	Fibroblasts-	Arf1	Pld2
5657	IM2	AM2	89	0.573684	0.110629	0.110629	IM2->AM2,	Arf1	Pld2
5658	IM1	AM2	89	0.537367	0.110629	0.110629	IM1->AM2,	Arf1	Pld2
5659	AM3	AM2	89	0.718147	0.110629	0.110629	AM3->AM2	Arf1	Pld2
5660	AM2	AM2	89	0.780911	0.110629	0.110629	AM2->AM2	Arf1	Pld2
5661	AM1	AM2	89	0.679224	0.110629	0.110629	AM1->AM2	Arf1	Pld2
5662	AT2	AM2	89	0.665624	0.110629	0.110629	AT2->AM2,	Arf1	Pld2
5663	AT2_Retnla	AM2	89	0.642487	0.110629	0.110629	AT2_Retnla	Arf1	Pld2
5664	Fibroblasts	AM2	89	0.552381	0.110629	0.110629	Fibroblasts-	Arf1	Pld2
5665	IM2	AM1	89	0.573684	0.091324	0.091324	IM2->AM1,	Arf1	Pld2
5666	IM1	AM1	89	0.537367	0.091324	0.091324	IM1->AM1,	Arf1	Pld2
5667	AM3	AM1	89	0.718147	0.091324	0.091324	AM3->AM1	Arf1	Pld2
5668	AM2	AM1	89	0.780911	0.091324	0.091324	AM2->AM1	Arf1	Pld2

5669	AM1	AM1	89	0.679224	0.091324	0.091324	AM1->AM1	Arf1	Pld2
5670	AT2	AM1	89	0.665624	0.091324	0.091324	AT2->AM1/	Arf1	Pld2
5671	AT2_Retnla	AM1	89	0.642487	0.091324	0.091324	AT2_Retnla	Arf1	Pld2
5672	Fibroblasts	AM1	89	0.552381	0.091324	0.091324	Fibroblasts-	Arf1	Pld2
6145	IM2	IM2	97	1	0.510526	0.510526	IM2->IM2/	B2m	Hfe
6146	IM1	IM2	97	1	0.510526	0.510526	IM1->IM2/	B2m	Hfe
6147	AM3	IM2	97	1	0.510526	0.510526	AM3->IM2/	B2m	Hfe
6148	AM2	IM2	97	0.993492	0.510526	0.510526	AM2->IM2/	B2m	Hfe
6149	AM1	IM2	97	0.998858	0.510526	0.510526	AM1->IM2/	B2m	Hfe
6150	AT2	IM2	97	0.79562	0.510526	0.510526	AT2->IM2/	B2m	Hfe
6151	AT2_Retnla	IM2	97	0.891192	0.510526	0.510526	AT2_Retnla	B2m	Hfe
6152	Fibroblasts	IM2	97	1	0.510526	0.510526	Fibroblasts-	B2m	Hfe
6153	IM2	IM1	97	1	0.302491	0.302491	IM2->IM1/	B2m	Hfe
6154	IM1	IM1	97	1	0.302491	0.302491	IM1->IM1/	B2m	Hfe
6155	AM3	IM1	97	1	0.302491	0.302491	AM3->IM1/	B2m	Hfe
6156	AM2	IM1	97	0.993492	0.302491	0.302491	AM2->IM1/	B2m	Hfe
6157	AM1	IM1	97	0.998858	0.302491	0.302491	AM1->IM1/	B2m	Hfe
6158	AT2	IM1	97	0.79562	0.302491	0.302491	AT2->IM1/	B2m	Hfe
6159	AT2_Retnla	IM1	97	0.891192	0.302491	0.302491	AT2_Retnla	B2m	Hfe
6160	Fibroblasts	IM1	97	1	0.302491	0.302491	Fibroblasts-	B2m	Hfe
6161	IM2	AM3	97	1	0.142857	0.142857	IM2->AM3/	B2m	Hfe
6162	IM1	AM3	97	1	0.142857	0.142857	IM1->AM3/	B2m	Hfe
6163	AM3	AM3	97	1	0.142857	0.142857	AM3->AM3	B2m	Hfe
6164	AM2	AM3	97	0.993492	0.142857	0.142857	AM2->AM3	B2m	Hfe
6165	AM1	AM3	97	0.998858	0.142857	0.142857	AM1->AM3	B2m	Hfe
6166	AT2	AM3	97	0.79562	0.142857	0.142857	AT2->AM3/	B2m	Hfe
6167	AT2_Retnla	AM3	97	0.891192	0.142857	0.142857	AT2_Retnla	B2m	Hfe
6168	Fibroblasts	AM3	97	1	0.142857	0.142857	Fibroblasts-	B2m	Hfe
6169	IM2	AM2	97	1	0.130152	0.130152	IM2->AM2/	B2m	Hfe
6170	IM1	AM2	97	1	0.130152	0.130152	IM1->AM2/	B2m	Hfe
6171	AM3	AM2	97	1	0.130152	0.130152	AM3->AM2	B2m	Hfe
6172	AM2	AM2	97	0.993492	0.130152	0.130152	AM2->AM2	B2m	Hfe
6173	AM1	AM2	97	0.998858	0.130152	0.130152	AM1->AM2	B2m	Hfe
6174	AT2	AM2	97	0.79562	0.130152	0.130152	AT2->AM2/	B2m	Hfe
6175	AT2_Retnla	AM2	97	0.891192	0.130152	0.130152	AT2_Retnla	B2m	Hfe
6176	Fibroblasts	AM2	97	1	0.130152	0.130152	Fibroblasts-	B2m	Hfe
6177	IM2	AM1	97	1	0.097032	0.097032	IM2->AM1/	B2m	Hfe
6178	IM1	AM1	97	1	0.097032	0.097032	IM1->AM1/	B2m	Hfe
6179	AM3	AM1	97	1	0.097032	0.097032	AM3->AM1	B2m	Hfe
6180	AM2	AM1	97	0.993492	0.097032	0.097032	AM2->AM1	B2m	Hfe
6181	AM1	AM1	97	0.998858	0.097032	0.097032	AM1->AM1	B2m	Hfe
6182	AT2	AM1	97	0.79562	0.097032	0.097032	AT2->AM1/	B2m	Hfe
6183	AT2_Retnla	AM1	97	0.891192	0.097032	0.097032	AT2_Retnla	B2m	Hfe
6184	Fibroblasts	AM1	97	1	0.097032	0.097032	Fibroblasts-	B2m	Hfe
6185	IM2	AT2	97	1	0.070212	0.070212	IM2->AT2/	B2m	Hfe
6186	IM1	AT2	97	1	0.070212	0.070212	IM1->AT2/	B2m	Hfe
6187	AM3	AT2	97	1	0.070212	0.070212	AM3->AT2/	B2m	Hfe

6188	AM2	AT2	97	0.993492	0.070212	0.070212	AM2->AT2/	B2m	Hfe
6189	AM1	AT2	97	0.998858	0.070212	0.070212	AM1->AT2/	B2m	Hfe
6190	AT2	AT2	97	0.79562	0.070212	0.070212	AT2->AT2/	B2m	Hfe
6191	AT2_Retnla	AT2	97	0.891192	0.070212	0.070212	AT2_Retnla	B2m	Hfe
6192	Fibroblasts	AT2	97	1	0.070212	0.070212	Fibroblasts	B2m	Hfe
6193	IM2	AT2_Retnla	97	1	0.11399	0.11399	IM2->AT2_	B2m	Hfe
6194	IM1	AT2_Retnla	97	1	0.11399	0.11399	IM1->AT2_	B2m	Hfe
6195	AM3	AT2_Retnla	97	1	0.11399	0.11399	AM3->AT2_	B2m	Hfe
6196	AM2	AT2_Retnla	97	0.993492	0.11399	0.11399	AM2->AT2_	B2m	Hfe
6197	AM1	AT2_Retnla	97	0.998858	0.11399	0.11399	AM1->AT2_	B2m	Hfe
6198	AT2	AT2_Retnla	97	0.79562	0.11399	0.11399	AT2->AT2_	B2m	Hfe
6199	AT2_Retnla	AT2_Retnla	97	0.891192	0.11399	0.11399	AT2_Retnla	B2m	Hfe
6200	Fibroblasts	AT2_Retnla	97	1	0.11399	0.11399	Fibroblasts	B2m	Hfe
6273	IM2	IM2	99	1	0.078947	0.078947	IM2->IM2/	B2m	Tfrc
6274	IM1	IM2	99	1	0.078947	0.078947	IM1->IM2/	B2m	Tfrc
6275	AM3	IM2	99	1	0.078947	0.078947	AM3->IM2/	B2m	Tfrc
6276	AM2	IM2	99	0.993492	0.078947	0.078947	AM2->IM2/	B2m	Tfrc
6277	AM1	IM2	99	0.998858	0.078947	0.078947	AM1->IM2/	B2m	Tfrc
6278	AT2	IM2	99	0.79562	0.078947	0.078947	AT2->IM2/	B2m	Tfrc
6279	AT2_Retnla	IM2	99	0.891192	0.078947	0.078947	AT2_Retnla	B2m	Tfrc
6280	Fibroblasts	IM2	99	1	0.078947	0.078947	Fibroblasts	B2m	Tfrc
6289	IM2	AM3	99	1	0.07722	0.07722	IM2->AM3/	B2m	Tfrc
6290	IM1	AM3	99	1	0.07722	0.07722	IM1->AM3/	B2m	Tfrc
6291	AM3	AM3	99	1	0.07722	0.07722	AM3->AM3	B2m	Tfrc
6292	AM2	AM3	99	0.993492	0.07722	0.07722	AM2->AM3	B2m	Tfrc
6293	AM1	AM3	99	0.998858	0.07722	0.07722	AM1->AM3	B2m	Tfrc
6294	AT2	AM3	99	0.79562	0.07722	0.07722	AT2->AM3/	B2m	Tfrc
6295	AT2_Retnla	AM3	99	0.891192	0.07722	0.07722	AT2_Retnla	B2m	Tfrc
6296	Fibroblasts	AM3	99	1	0.07722	0.07722	Fibroblasts	B2m	Tfrc
6313	IM2	AT2	99	1	0.41154	0.41154	IM2->AT2/	B2m	Tfrc
6314	IM1	AT2	99	1	0.41154	0.41154	IM1->AT2/	B2m	Tfrc
6315	AM3	AT2	99	1	0.41154	0.41154	AM3->AT2/	B2m	Tfrc
6316	AM2	AT2	99	0.993492	0.41154	0.41154	AM2->AT2/	B2m	Tfrc
6317	AM1	AT2	99	0.998858	0.41154	0.41154	AM1->AT2/	B2m	Tfrc
6318	AT2	AT2	99	0.79562	0.41154	0.41154	AT2->AT2/	B2m	Tfrc
6319	AT2_Retnla	AT2	99	0.891192	0.41154	0.41154	AT2_Retnla	B2m	Tfrc
6320	Fibroblasts	AT2	99	1	0.41154	0.41154	Fibroblasts	B2m	Tfrc
6321	IM2	AT2_Retnla	99	1	0.497409	0.497409	IM2->AT2_	B2m	Tfrc
6322	IM1	AT2_Retnla	99	1	0.497409	0.497409	IM1->AT2_	B2m	Tfrc
6323	AM3	AT2_Retnla	99	1	0.497409	0.497409	AM3->AT2_	B2m	Tfrc
6324	AM2	AT2_Retnla	99	0.993492	0.497409	0.497409	AM2->AT2_	B2m	Tfrc
6325	AM1	AT2_Retnla	99	0.998858	0.497409	0.497409	AM1->AT2_	B2m	Tfrc
6326	AT2	AT2_Retnla	99	0.79562	0.497409	0.497409	AT2->AT2_	B2m	Tfrc
6327	AT2_Retnla	AT2_Retnla	99	0.891192	0.497409	0.497409	AT2_Retnla	B2m	Tfrc
6328	Fibroblasts	AT2_Retnla	99	1	0.497409	0.497409	Fibroblasts	B2m	Tfrc
6398	AT2	Fibroblasts	100	0.057004	0.180952	0.057004	AT2->Fibro	Bcan	Egfr
6399	AT2_Retnla	Fibroblasts	100	0.119171	0.180952	0.119171	AT2_Retnla	Bcan	Egfr

6462	AT2	Fibroblasts	101	0.057004	0.095238	0.057004	AT2->Fibrol	Bcan	Nrcam
6463	AT2_Retnla	Fibroblasts	101	0.119171	0.095238	0.095238	AT2_Retnla	Bcan	Nrcam
6792	Fibroblasts	IM2	107	1	0.263158	0.263158	Fibroblasts·	Bgn	Ly96
6800	Fibroblasts	IM1	107	1	0.142349	0.142349	Fibroblasts·	Bgn	Ly96
6808	Fibroblasts	AM3	107	1	0.239382	0.239382	Fibroblasts·	Bgn	Ly96
6816	Fibroblasts	AM2	107	1	0.206074	0.206074	Fibroblasts·	Bgn	Ly96
6824	Fibroblasts	AM1	107	1	0.107306	0.107306	Fibroblasts·	Bgn	Ly96
6840	Fibroblasts	AT2_Retnla	107	1	0.072539	0.072539	Fibroblasts·	Bgn	Ly96
6848	Fibroblasts	Fibroblasts	107	1	0.114286	0.114286	Fibroblasts·	Bgn	Ly96
6856	Fibroblasts	IM2	108	1	0.089474	0.089474	Fibroblasts·	Bgn	Tlr1
6864	Fibroblasts	IM1	108	1	0.099644	0.099644	Fibroblasts·	Bgn	Tlr1
6920	Fibroblasts	IM2	109	1	0.242105	0.242105	Fibroblasts·	Bgn	Tlr2
6928	Fibroblasts	IM1	109	1	0.24911	0.24911	Fibroblasts·	Bgn	Tlr2
6936	Fibroblasts	AM3	109	1	0.405405	0.405405	Fibroblasts·	Bgn	Tlr2
6944	Fibroblasts	AM2	109	1	0.583514	0.583514	Fibroblasts·	Bgn	Tlr2
6952	Fibroblasts	AM1	109	1	0.512557	0.512557	Fibroblasts·	Bgn	Tlr2
6984	Fibroblasts	IM2	110	1	0.078947	0.078947	Fibroblasts·	Bgn	Tlr4
7000	Fibroblasts	AM3	110	1	0.185328	0.185328	Fibroblasts·	Bgn	Tlr4
7008	Fibroblasts	AM2	110	1	0.255965	0.255965	Fibroblasts·	Bgn	Tlr4
7016	Fibroblasts	AM1	110	1	0.202055	0.202055	Fibroblasts·	Bgn	Tlr4
7024	Fibroblasts	AT2	110	1	0.064651	0.064651	Fibroblasts·	Bgn	Tlr4
7032	Fibroblasts	AT2_Retnla	110	1	0.098446	0.098446	Fibroblasts·	Bgn	Tlr4
7049	IM2	IM1	111	0.073684	0.053381	0.053381	IM2->IM1/	Bmp2	Acvr1
7054	AT2	IM1	111	0.075078	0.053381	0.053381	AT2->IM1/	Bmp2	Acvr1
7055	AT2_Retnla	IM1	111	0.07772	0.053381	0.053381	AT2_Retnla	Bmp2	Acvr1
7057	IM2	AM3	111	0.073684	0.073359	0.073359	IM2->AM3,	Bmp2	Acvr1
7062	AT2	AM3	111	0.075078	0.073359	0.073359	AT2->AM3,	Bmp2	Acvr1
7063	AT2_Retnla	AM3	111	0.07772	0.073359	0.073359	AT2_Retnla	Bmp2	Acvr1
7065	IM2	AM2	111	0.073684	0.052061	0.052061	IM2->AM2,	Bmp2	Acvr1
7070	AT2	AM2	111	0.075078	0.052061	0.052061	AT2->AM2,	Bmp2	Acvr1
7071	AT2_Retnla	AM2	111	0.07772	0.052061	0.052061	AT2_Retnla	Bmp2	Acvr1
7073	IM2	AM1	111	0.073684	0.060502	0.060502	IM2->AM1,	Bmp2	Acvr1
7078	AT2	AM1	111	0.075078	0.060502	0.060502	AT2->AM1,	Bmp2	Acvr1
7079	AT2_Retnla	AM1	111	0.07772	0.060502	0.060502	AT2_Retnla	Bmp2	Acvr1
7081	IM2	AT2	111	0.073684	0.059089	0.059089	IM2->AT2/	Bmp2	Acvr1
7086	AT2	AT2	111	0.075078	0.059089	0.059089	AT2->AT2/	Bmp2	Acvr1
7087	AT2_Retnla	AT2	111	0.07772	0.059089	0.059089	AT2_Retnla	Bmp2	Acvr1
7089	IM2	AT2_Retnla	111	0.073684	0.056995	0.056995	IM2->AT2_	Bmp2	Acvr1
7094	AT2	AT2_Retnla	111	0.075078	0.056995	0.056995	AT2->AT2_	Bmp2	Acvr1
7095	AT2_Retnla	AT2_Retnla	111	0.07772	0.056995	0.056995	AT2_Retnla	Bmp2	Acvr1
7097	IM2	Fibroblasts	111	0.073684	0.142857	0.073684	IM2->Fibro	Bmp2	Acvr1
7102	AT2	Fibroblasts	111	0.075078	0.142857	0.075078	AT2->Fibrol	Bmp2	Acvr1
7103	AT2_Retnla	Fibroblasts	111	0.07772	0.142857	0.07772	AT2_Retnla	Bmp2	Acvr1
7145	IM2	AT2	112	0.073684	0.06187	0.06187	IM2->AT2/	Bmp2	Acvr2a
7150	AT2	AT2	112	0.075078	0.06187	0.06187	AT2->AT2/	Bmp2	Acvr2a
7151	AT2_Retnla	AT2	112	0.07772	0.06187	0.06187	AT2_Retnla	Bmp2	Acvr2a
7153	IM2	AT2_Retnla	112	0.073684	0.051813	0.051813	IM2->AT2_	Bmp2	Acvr2a

7158	AT2	AT2_Retnla	112	0.075078	0.051813	0.051813	AT2->AT2_	Bmp2	Acvr2a
7159	AT2_Retnla	AT2_Retnla	112	0.07772	0.051813	0.051813	AT2_Retnla	Bmp2	Acvr2a
7161	IM2	Fibroblasts	112	0.073684	0.07619	0.073684	IM2->Fibro	Bmp2	Acvr2a
7166	AT2	Fibroblasts	112	0.075078	0.07619	0.075078	AT2->Fibro	Bmp2	Acvr2a
7167	AT2_Retnla	Fibroblasts	112	0.07772	0.07619	0.07619	AT2_Retnla	Bmp2	Acvr2a
7273	IM2	AT2	114	0.073684	0.203337	0.073684	IM2->AT2/	Bmp2	Bmpr1a
7278	AT2	AT2	114	0.075078	0.203337	0.075078	AT2->AT2/	Bmp2	Bmpr1a
7279	AT2_Retnla	AT2	114	0.07772	0.203337	0.07772	AT2_Retnla	Bmp2	Bmpr1a
7281	IM2	AT2_Retnla	114	0.073684	0.212435	0.073684	IM2->AT2_	Bmp2	Bmpr1a
7286	AT2	AT2_Retnla	114	0.075078	0.212435	0.075078	AT2->AT2_	Bmp2	Bmpr1a
7287	AT2_Retnla	AT2_Retnla	114	0.07772	0.212435	0.07772	AT2_Retnla	Bmp2	Bmpr1a
7289	IM2	Fibroblasts	114	0.073684	0.304762	0.073684	IM2->Fibro	Bmp2	Bmpr1a
7294	AT2	Fibroblasts	114	0.075078	0.304762	0.075078	AT2->Fibro	Bmp2	Bmpr1a
7295	AT2_Retnla	Fibroblasts	114	0.07772	0.304762	0.07772	AT2_Retnla	Bmp2	Bmpr1a
7361	IM2	IM2	116	0.073684	0.105263	0.073684	IM2->IM2/	Bmp2	Bmpr2
7366	AT2	IM2	116	0.075078	0.105263	0.075078	AT2->IM2/	Bmp2	Bmpr2
7367	AT2_Retnla	IM2	116	0.07772	0.105263	0.07772	AT2_Retnla	Bmp2	Bmpr2
7369	IM2	IM1	116	0.073684	0.099644	0.073684	IM2->IM1/	Bmp2	Bmpr2
7374	AT2	IM1	116	0.075078	0.099644	0.075078	AT2->IM1/	Bmp2	Bmpr2
7375	AT2_Retnla	IM1	116	0.07772	0.099644	0.07772	AT2_Retnla	Bmp2	Bmpr2
7377	IM2	AM3	116	0.073684	0.208494	0.073684	IM2->AM3/	Bmp2	Bmpr2
7382	AT2	AM3	116	0.075078	0.208494	0.075078	AT2->AM3/	Bmp2	Bmpr2
7383	AT2_Retnla	AM3	116	0.07772	0.208494	0.07772	AT2_Retnla	Bmp2	Bmpr2
7385	IM2	AM2	116	0.073684	0.240781	0.073684	IM2->AM2/	Bmp2	Bmpr2
7390	AT2	AM2	116	0.075078	0.240781	0.075078	AT2->AM2/	Bmp2	Bmpr2
7391	AT2_Retnla	AM2	116	0.07772	0.240781	0.07772	AT2_Retnla	Bmp2	Bmpr2
7393	IM2	AM1	116	0.073684	0.212329	0.073684	IM2->AM1/	Bmp2	Bmpr2
7398	AT2	AM1	116	0.075078	0.212329	0.075078	AT2->AM1/	Bmp2	Bmpr2
7399	AT2_Retnla	AM1	116	0.07772	0.212329	0.07772	AT2_Retnla	Bmp2	Bmpr2
7401	IM2	AT2	116	0.073684	0.201599	0.073684	IM2->AT2/	Bmp2	Bmpr2
7406	AT2	AT2	116	0.075078	0.201599	0.075078	AT2->AT2/	Bmp2	Bmpr2
7407	AT2_Retnla	AT2	116	0.07772	0.201599	0.07772	AT2_Retnla	Bmp2	Bmpr2
7409	IM2	AT2_Retnla	116	0.073684	0.233161	0.073684	IM2->AT2_	Bmp2	Bmpr2
7414	AT2	AT2_Retnla	116	0.075078	0.233161	0.075078	AT2->AT2_	Bmp2	Bmpr2
7415	AT2_Retnla	AT2_Retnla	116	0.07772	0.233161	0.07772	AT2_Retnla	Bmp2	Bmpr2
7417	IM2	Fibroblasts	116	0.073684	0.333333	0.073684	IM2->Fibro	Bmp2	Bmpr2
7422	AT2	Fibroblasts	116	0.075078	0.333333	0.075078	AT2->Fibro	Bmp2	Bmpr2
7423	AT2_Retnla	Fibroblasts	116	0.07772	0.333333	0.07772	AT2_Retnla	Bmp2	Bmpr2
7425	IM2	IM2	117	0.073684	0.073684	0.073684	IM2->IM2/	Bmp2	Eng
7430	AT2	IM2	117	0.075078	0.073684	0.073684	AT2->IM2/	Bmp2	Eng
7431	AT2_Retnla	IM2	117	0.07772	0.073684	0.073684	AT2_Retnla	Bmp2	Eng
7433	IM2	IM1	117	0.073684	0.081851	0.073684	IM2->IM1/	Bmp2	Eng
7438	AT2	IM1	117	0.075078	0.081851	0.075078	AT2->IM1/	Bmp2	Eng
7439	AT2_Retnla	IM1	117	0.07772	0.081851	0.07772	AT2_Retnla	Bmp2	Eng
7481	IM2	Fibroblasts	117	0.073684	0.152381	0.073684	IM2->Fibro	Bmp2	Eng
7486	AT2	Fibroblasts	117	0.075078	0.152381	0.075078	AT2->Fibro	Bmp2	Eng
7487	AT2_Retnla	Fibroblasts	117	0.07772	0.152381	0.07772	AT2_Retnla	Bmp2	Eng

7566	AT2	IM1	119	0.118874	0.053381	0.053381	AT2->IM1/	Bmp3	Acvr1
7567	AT2_Retnla	IM1	119	0.088083	0.053381	0.053381	AT2_Retnla	Bmp3	Acvr1
7568	Fibroblasts	IM1	119	0.390476	0.053381	0.053381	Fibroblasts	Bmp3	Acvr1
7574	AT2	AM3	119	0.118874	0.073359	0.073359	AT2->AM3/	Bmp3	Acvr1
7575	AT2_Retnla	AM3	119	0.088083	0.073359	0.073359	AT2_Retnla	Bmp3	Acvr1
7576	Fibroblasts	AM3	119	0.390476	0.073359	0.073359	Fibroblasts	Bmp3	Acvr1
7582	AT2	AM2	119	0.118874	0.052061	0.052061	AT2->AM2/	Bmp3	Acvr1
7583	AT2_Retnla	AM2	119	0.088083	0.052061	0.052061	AT2_Retnla	Bmp3	Acvr1
7584	Fibroblasts	AM2	119	0.390476	0.052061	0.052061	Fibroblasts	Bmp3	Acvr1
7590	AT2	AM1	119	0.118874	0.060502	0.060502	AT2->AM1/	Bmp3	Acvr1
7591	AT2_Retnla	AM1	119	0.088083	0.060502	0.060502	AT2_Retnla	Bmp3	Acvr1
7592	Fibroblasts	AM1	119	0.390476	0.060502	0.060502	Fibroblasts	Bmp3	Acvr1
7598	AT2	AT2	119	0.118874	0.059089	0.059089	AT2->AT2/	Bmp3	Acvr1
7599	AT2_Retnla	AT2	119	0.088083	0.059089	0.059089	AT2_Retnla	Bmp3	Acvr1
7600	Fibroblasts	AT2	119	0.390476	0.059089	0.059089	Fibroblasts	Bmp3	Acvr1
7606	AT2	AT2_Retnla	119	0.118874	0.056995	0.056995	AT2->AT2_	Bmp3	Acvr1
7607	AT2_Retnla	AT2_Retnla	119	0.088083	0.056995	0.056995	AT2_Retnla	Bmp3	Acvr1
7608	Fibroblasts	AT2_Retnla	119	0.390476	0.056995	0.056995	Fibroblasts	Bmp3	Acvr1
7614	AT2	Fibroblasts	119	0.118874	0.142857	0.118874	AT2->Fibro	Bmp3	Acvr1
7615	AT2_Retnla	Fibroblasts	119	0.088083	0.142857	0.088083	AT2_Retnla	Bmp3	Acvr1
7616	Fibroblasts	Fibroblasts	119	0.390476	0.142857	0.142857	Fibroblasts	Bmp3	Acvr1
7662	AT2	AT2	120	0.118874	0.06187	0.06187	AT2->AT2/	Bmp3	Acvr2a
7663	AT2_Retnla	AT2	120	0.088083	0.06187	0.06187	AT2_Retnla	Bmp3	Acvr2a
7664	Fibroblasts	AT2	120	0.390476	0.06187	0.06187	Fibroblasts	Bmp3	Acvr2a
7670	AT2	AT2_Retnla	120	0.118874	0.051813	0.051813	AT2->AT2_	Bmp3	Acvr2a
7671	AT2_Retnla	AT2_Retnla	120	0.088083	0.051813	0.051813	AT2_Retnla	Bmp3	Acvr2a
7672	Fibroblasts	AT2_Retnla	120	0.390476	0.051813	0.051813	Fibroblasts	Bmp3	Acvr2a
7678	AT2	Fibroblasts	120	0.118874	0.07619	0.07619	AT2->Fibro	Bmp3	Acvr2a
7679	AT2_Retnla	Fibroblasts	120	0.088083	0.07619	0.07619	AT2_Retnla	Bmp3	Acvr2a
7680	Fibroblasts	Fibroblasts	120	0.390476	0.07619	0.07619	Fibroblasts	Bmp3	Acvr2a
7790	AT2	AT2	122	0.118874	0.203337	0.118874	AT2->AT2/	Bmp3	Bmpr1a
7791	AT2_Retnla	AT2	122	0.088083	0.203337	0.088083	AT2_Retnla	Bmp3	Bmpr1a
7792	Fibroblasts	AT2	122	0.390476	0.203337	0.203337	Fibroblasts	Bmp3	Bmpr1a
7798	AT2	AT2_Retnla	122	0.118874	0.212435	0.118874	AT2->AT2_	Bmp3	Bmpr1a
7799	AT2_Retnla	AT2_Retnla	122	0.088083	0.212435	0.088083	AT2_Retnla	Bmp3	Bmpr1a
7800	Fibroblasts	AT2_Retnla	122	0.390476	0.212435	0.212435	Fibroblasts	Bmp3	Bmpr1a
7806	AT2	Fibroblasts	122	0.118874	0.304762	0.118874	AT2->Fibro	Bmp3	Bmpr1a
7807	AT2_Retnla	Fibroblasts	122	0.088083	0.304762	0.088083	AT2_Retnla	Bmp3	Bmpr1a
7808	Fibroblasts	Fibroblasts	122	0.390476	0.304762	0.304762	Fibroblasts	Bmp3	Bmpr1a
7878	AT2	IM2	124	0.118874	0.105263	0.105263	AT2->IM2/	Bmp3	Bmpr2
7879	AT2_Retnla	IM2	124	0.088083	0.105263	0.088083	AT2_Retnla	Bmp3	Bmpr2
7880	Fibroblasts	IM2	124	0.390476	0.105263	0.105263	Fibroblasts	Bmp3	Bmpr2
7886	AT2	IM1	124	0.118874	0.099644	0.099644	AT2->IM1/	Bmp3	Bmpr2
7887	AT2_Retnla	IM1	124	0.088083	0.099644	0.088083	AT2_Retnla	Bmp3	Bmpr2
7888	Fibroblasts	IM1	124	0.390476	0.099644	0.099644	Fibroblasts	Bmp3	Bmpr2
7894	AT2	AM3	124	0.118874	0.208494	0.118874	AT2->AM3/	Bmp3	Bmpr2
7895	AT2_Retnla	AM3	124	0.088083	0.208494	0.088083	AT2_Retnla	Bmp3	Bmpr2

7896	Fibroblasts	AM3	124	0.390476	0.208494	0.208494	Fibroblasts·	Bmp3	Bmpr2
7902	AT2	AM2	124	0.118874	0.240781	0.118874	AT2->AM2/	Bmp3	Bmpr2
7903	AT2_Retnla	AM2	124	0.088083	0.240781	0.088083	AT2_Retnla	Bmp3	Bmpr2
7904	Fibroblasts	AM2	124	0.390476	0.240781	0.240781	Fibroblasts·	Bmp3	Bmpr2
7910	AT2	AM1	124	0.118874	0.212329	0.118874	AT2->AM1/	Bmp3	Bmpr2
7911	AT2_Retnla	AM1	124	0.088083	0.212329	0.088083	AT2_Retnla	Bmp3	Bmpr2
7912	Fibroblasts	AM1	124	0.390476	0.212329	0.212329	Fibroblasts·	Bmp3	Bmpr2
7918	AT2	AT2	124	0.118874	0.201599	0.118874	AT2->AT2/	Bmp3	Bmpr2
7919	AT2_Retnla	AT2	124	0.088083	0.201599	0.088083	AT2_Retnla	Bmp3	Bmpr2
7920	Fibroblasts	AT2	124	0.390476	0.201599	0.201599	Fibroblasts·	Bmp3	Bmpr2
7926	AT2	AT2_Retnla	124	0.118874	0.233161	0.118874	AT2->AT2_	Bmp3	Bmpr2
7927	AT2_Retnla	AT2_Retnla	124	0.088083	0.233161	0.088083	AT2_Retnla	Bmp3	Bmpr2
7928	Fibroblasts	AT2_Retnla	124	0.390476	0.233161	0.233161	Fibroblasts·	Bmp3	Bmpr2
7934	AT2	Fibroblasts	124	0.118874	0.333333	0.118874	AT2->Fibro	Bmp3	Bmpr2
7935	AT2_Retnla	Fibroblasts	124	0.088083	0.333333	0.088083	AT2_Retnla	Bmp3	Bmpr2
7936	Fibroblasts	Fibroblasts	124	0.390476	0.333333	0.333333	Fibroblasts·	Bmp3	Bmpr2
7950	AT2	IM1	125	0.272506	0.053381	0.053381	AT2->IM1/	Bmp4	Acvr1
7951	AT2_Retnla	IM1	125	0.373057	0.053381	0.053381	AT2_Retnla	Bmp4	Acvr1
7952	Fibroblasts	IM1	125	0.4	0.053381	0.053381	Fibroblasts·	Bmp4	Acvr1
7958	AT2	AM3	125	0.272506	0.073359	0.073359	AT2->AM3/	Bmp4	Acvr1
7959	AT2_Retnla	AM3	125	0.373057	0.073359	0.073359	AT2_Retnla	Bmp4	Acvr1
7960	Fibroblasts	AM3	125	0.4	0.073359	0.073359	Fibroblasts·	Bmp4	Acvr1
7966	AT2	AM2	125	0.272506	0.052061	0.052061	AT2->AM2/	Bmp4	Acvr1
7967	AT2_Retnla	AM2	125	0.373057	0.052061	0.052061	AT2_Retnla	Bmp4	Acvr1
7968	Fibroblasts	AM2	125	0.4	0.052061	0.052061	Fibroblasts·	Bmp4	Acvr1
7974	AT2	AM1	125	0.272506	0.060502	0.060502	AT2->AM1/	Bmp4	Acvr1
7975	AT2_Retnla	AM1	125	0.373057	0.060502	0.060502	AT2_Retnla	Bmp4	Acvr1
7976	Fibroblasts	AM1	125	0.4	0.060502	0.060502	Fibroblasts·	Bmp4	Acvr1
7982	AT2	AT2	125	0.272506	0.059089	0.059089	AT2->AT2/	Bmp4	Acvr1
7983	AT2_Retnla	AT2	125	0.373057	0.059089	0.059089	AT2_Retnla	Bmp4	Acvr1
7984	Fibroblasts	AT2	125	0.4	0.059089	0.059089	Fibroblasts·	Bmp4	Acvr1
7990	AT2	AT2_Retnla	125	0.272506	0.056995	0.056995	AT2->AT2_	Bmp4	Acvr1
7991	AT2_Retnla	AT2_Retnla	125	0.373057	0.056995	0.056995	AT2_Retnla	Bmp4	Acvr1
7992	Fibroblasts	AT2_Retnla	125	0.4	0.056995	0.056995	Fibroblasts·	Bmp4	Acvr1
7998	AT2	Fibroblasts	125	0.272506	0.142857	0.142857	AT2->Fibro	Bmp4	Acvr1
7999	AT2_Retnla	Fibroblasts	125	0.373057	0.142857	0.142857	AT2_Retnla	Bmp4	Acvr1
8000	Fibroblasts	Fibroblasts	125	0.4	0.142857	0.142857	Fibroblasts·	Bmp4	Acvr1
8046	AT2	AT2	126	0.272506	0.06187	0.06187	AT2->AT2/	Bmp4	Acvr2a
8047	AT2_Retnla	AT2	126	0.373057	0.06187	0.06187	AT2_Retnla	Bmp4	Acvr2a
8048	Fibroblasts	AT2	126	0.4	0.06187	0.06187	Fibroblasts·	Bmp4	Acvr2a
8054	AT2	AT2_Retnla	126	0.272506	0.051813	0.051813	AT2->AT2_	Bmp4	Acvr2a
8055	AT2_Retnla	AT2_Retnla	126	0.373057	0.051813	0.051813	AT2_Retnla	Bmp4	Acvr2a
8056	Fibroblasts	AT2_Retnla	126	0.4	0.051813	0.051813	Fibroblasts·	Bmp4	Acvr2a
8062	AT2	Fibroblasts	126	0.272506	0.07619	0.07619	AT2->Fibro	Bmp4	Acvr2a
8063	AT2_Retnla	Fibroblasts	126	0.373057	0.07619	0.07619	AT2_Retnla	Bmp4	Acvr2a
8064	Fibroblasts	Fibroblasts	126	0.4	0.07619	0.07619	Fibroblasts·	Bmp4	Acvr2a
8174	AT2	AT2	128	0.272506	0.203337	0.203337	AT2->AT2/	Bmp4	Bmpr1a

8175	AT2_Retnla	AT2	128	0.373057	0.203337	0.203337	AT2_Retnla	Bmp4	Bmpr1a
8176	Fibroblasts	AT2	128	0.4	0.203337	0.203337	Fibroblasts	Bmp4	Bmpr1a
8182	AT2	AT2_Retnla	128	0.272506	0.212435	0.212435	AT2->AT2_	Bmp4	Bmpr1a
8183	AT2_Retnla	AT2_Retnla	128	0.373057	0.212435	0.212435	AT2_Retnla	Bmp4	Bmpr1a
8184	Fibroblasts	AT2_Retnla	128	0.4	0.212435	0.212435	Fibroblasts	Bmp4	Bmpr1a
8190	AT2	Fibroblasts	128	0.272506	0.304762	0.272506	AT2->Fibro	Bmp4	Bmpr1a
8191	AT2_Retnla	Fibroblasts	128	0.373057	0.304762	0.304762	AT2_Retnla	Bmp4	Bmpr1a
8192	Fibroblasts	Fibroblasts	128	0.4	0.304762	0.304762	Fibroblasts	Bmp4	Bmpr1a
8262	AT2	IM2	130	0.272506	0.105263	0.105263	AT2->IM2/	Bmp4	Bmpr2
8263	AT2_Retnla	IM2	130	0.373057	0.105263	0.105263	AT2_Retnla	Bmp4	Bmpr2
8264	Fibroblasts	IM2	130	0.4	0.105263	0.105263	Fibroblasts	Bmp4	Bmpr2
8270	AT2	IM1	130	0.272506	0.099644	0.099644	AT2->IM1/	Bmp4	Bmpr2
8271	AT2_Retnla	IM1	130	0.373057	0.099644	0.099644	AT2_Retnla	Bmp4	Bmpr2
8272	Fibroblasts	IM1	130	0.4	0.099644	0.099644	Fibroblasts	Bmp4	Bmpr2
8278	AT2	AM3	130	0.272506	0.208494	0.208494	AT2->AM3/	Bmp4	Bmpr2
8279	AT2_Retnla	AM3	130	0.373057	0.208494	0.208494	AT2_Retnla	Bmp4	Bmpr2
8280	Fibroblasts	AM3	130	0.4	0.208494	0.208494	Fibroblasts	Bmp4	Bmpr2
8286	AT2	AM2	130	0.272506	0.240781	0.240781	AT2->AM2/	Bmp4	Bmpr2
8287	AT2_Retnla	AM2	130	0.373057	0.240781	0.240781	AT2_Retnla	Bmp4	Bmpr2
8288	Fibroblasts	AM2	130	0.4	0.240781	0.240781	Fibroblasts	Bmp4	Bmpr2
8294	AT2	AM1	130	0.272506	0.212329	0.212329	AT2->AM1/	Bmp4	Bmpr2
8295	AT2_Retnla	AM1	130	0.373057	0.212329	0.212329	AT2_Retnla	Bmp4	Bmpr2
8296	Fibroblasts	AM1	130	0.4	0.212329	0.212329	Fibroblasts	Bmp4	Bmpr2
8302	AT2	AT2	130	0.272506	0.201599	0.201599	AT2->AT2/	Bmp4	Bmpr2
8303	AT2_Retnla	AT2	130	0.373057	0.201599	0.201599	AT2_Retnla	Bmp4	Bmpr2
8304	Fibroblasts	AT2	130	0.4	0.201599	0.201599	Fibroblasts	Bmp4	Bmpr2
8310	AT2	AT2_Retnla	130	0.272506	0.233161	0.233161	AT2->AT2_	Bmp4	Bmpr2
8311	AT2_Retnla	AT2_Retnla	130	0.373057	0.233161	0.233161	AT2_Retnla	Bmp4	Bmpr2
8312	Fibroblasts	AT2_Retnla	130	0.4	0.233161	0.233161	Fibroblasts	Bmp4	Bmpr2
8318	AT2	Fibroblasts	130	0.272506	0.333333	0.272506	AT2->Fibro	Bmp4	Bmpr2
8319	AT2_Retnla	Fibroblasts	130	0.373057	0.333333	0.333333	AT2_Retnla	Bmp4	Bmpr2
8320	Fibroblasts	Fibroblasts	130	0.4	0.333333	0.333333	Fibroblasts	Bmp4	Bmpr2
8398	AT2	IM1	132	0.135558	0.053381	0.053381	AT2->IM1/	Bmp5	Acvr1
8399	AT2_Retnla	IM1	132	0.165803	0.053381	0.053381	AT2_Retnla	Bmp5	Acvr1
8400	Fibroblasts	IM1	132	0.361905	0.053381	0.053381	Fibroblasts	Bmp5	Acvr1
8406	AT2	AM3	132	0.135558	0.073359	0.073359	AT2->AM3/	Bmp5	Acvr1
8407	AT2_Retnla	AM3	132	0.165803	0.073359	0.073359	AT2_Retnla	Bmp5	Acvr1
8408	Fibroblasts	AM3	132	0.361905	0.073359	0.073359	Fibroblasts	Bmp5	Acvr1
8414	AT2	AM2	132	0.135558	0.052061	0.052061	AT2->AM2/	Bmp5	Acvr1
8415	AT2_Retnla	AM2	132	0.165803	0.052061	0.052061	AT2_Retnla	Bmp5	Acvr1
8416	Fibroblasts	AM2	132	0.361905	0.052061	0.052061	Fibroblasts	Bmp5	Acvr1
8422	AT2	AM1	132	0.135558	0.060502	0.060502	AT2->AM1/	Bmp5	Acvr1
8423	AT2_Retnla	AM1	132	0.165803	0.060502	0.060502	AT2_Retnla	Bmp5	Acvr1
8424	Fibroblasts	AM1	132	0.361905	0.060502	0.060502	Fibroblasts	Bmp5	Acvr1
8430	AT2	AT2	132	0.135558	0.059089	0.059089	AT2->AT2/	Bmp5	Acvr1
8431	AT2_Retnla	AT2	132	0.165803	0.059089	0.059089	AT2_Retnla	Bmp5	Acvr1
8432	Fibroblasts	AT2	132	0.361905	0.059089	0.059089	Fibroblasts	Bmp5	Acvr1

8438	AT2	AT2_Retnla	132	0.135558	0.056995	0.056995	AT2->AT2_	Bmp5	Acvr1
8439	AT2_Retnla	AT2_Retnla	132	0.165803	0.056995	0.056995	AT2_Retnla	Bmp5	Acvr1
8440	Fibroblasts	AT2_Retnla	132	0.361905	0.056995	0.056995	Fibroblasts	Bmp5	Acvr1
8446	AT2	Fibroblasts	132	0.135558	0.142857	0.135558	AT2->Fibro	Bmp5	Acvr1
8447	AT2_Retnla	Fibroblasts	132	0.165803	0.142857	0.142857	AT2_Retnla	Bmp5	Acvr1
8448	Fibroblasts	Fibroblasts	132	0.361905	0.142857	0.142857	Fibroblasts	Bmp5	Acvr1
8494	AT2	AT2	133	0.135558	0.06187	0.06187	AT2->AT2/	Bmp5	Acvr2a
8495	AT2_Retnla	AT2	133	0.165803	0.06187	0.06187	AT2_Retnla	Bmp5	Acvr2a
8496	Fibroblasts	AT2	133	0.361905	0.06187	0.06187	Fibroblasts	Bmp5	Acvr2a
8502	AT2	AT2_Retnla	133	0.135558	0.051813	0.051813	AT2->AT2_	Bmp5	Acvr2a
8503	AT2_Retnla	AT2_Retnla	133	0.165803	0.051813	0.051813	AT2_Retnla	Bmp5	Acvr2a
8504	Fibroblasts	AT2_Retnla	133	0.361905	0.051813	0.051813	Fibroblasts	Bmp5	Acvr2a
8510	AT2	Fibroblasts	133	0.135558	0.07619	0.07619	AT2->Fibro	Bmp5	Acvr2a
8511	AT2_Retnla	Fibroblasts	133	0.165803	0.07619	0.07619	AT2_Retnla	Bmp5	Acvr2a
8512	Fibroblasts	Fibroblasts	133	0.361905	0.07619	0.07619	Fibroblasts	Bmp5	Acvr2a
8622	AT2	AT2	135	0.135558	0.203337	0.135558	AT2->AT2/	Bmp5	Bmpr1a
8623	AT2_Retnla	AT2	135	0.165803	0.203337	0.165803	AT2_Retnla	Bmp5	Bmpr1a
8624	Fibroblasts	AT2	135	0.361905	0.203337	0.203337	Fibroblasts	Bmp5	Bmpr1a
8630	AT2	AT2_Retnla	135	0.135558	0.212435	0.135558	AT2->AT2_	Bmp5	Bmpr1a
8631	AT2_Retnla	AT2_Retnla	135	0.165803	0.212435	0.165803	AT2_Retnla	Bmp5	Bmpr1a
8632	Fibroblasts	AT2_Retnla	135	0.361905	0.212435	0.212435	Fibroblasts	Bmp5	Bmpr1a
8638	AT2	Fibroblasts	135	0.135558	0.304762	0.135558	AT2->Fibro	Bmp5	Bmpr1a
8639	AT2_Retnla	Fibroblasts	135	0.165803	0.304762	0.165803	AT2_Retnla	Bmp5	Bmpr1a
8640	Fibroblasts	Fibroblasts	135	0.361905	0.304762	0.304762	Fibroblasts	Bmp5	Bmpr1a
8710	AT2	IM2	137	0.135558	0.105263	0.105263	AT2->IM2/	Bmp5	Bmpr2
8711	AT2_Retnla	IM2	137	0.165803	0.105263	0.105263	AT2_Retnla	Bmp5	Bmpr2
8712	Fibroblasts	IM2	137	0.361905	0.105263	0.105263	Fibroblasts	Bmp5	Bmpr2
8718	AT2	IM1	137	0.135558	0.099644	0.099644	AT2->IM1/	Bmp5	Bmpr2
8719	AT2_Retnla	IM1	137	0.165803	0.099644	0.099644	AT2_Retnla	Bmp5	Bmpr2
8720	Fibroblasts	IM1	137	0.361905	0.099644	0.099644	Fibroblasts	Bmp5	Bmpr2
8726	AT2	AM3	137	0.135558	0.208494	0.135558	AT2->AM3/	Bmp5	Bmpr2
8727	AT2_Retnla	AM3	137	0.165803	0.208494	0.165803	AT2_Retnla	Bmp5	Bmpr2
8728	Fibroblasts	AM3	137	0.361905	0.208494	0.208494	Fibroblasts	Bmp5	Bmpr2
8734	AT2	AM2	137	0.135558	0.240781	0.135558	AT2->AM2/	Bmp5	Bmpr2
8735	AT2_Retnla	AM2	137	0.165803	0.240781	0.165803	AT2_Retnla	Bmp5	Bmpr2
8736	Fibroblasts	AM2	137	0.361905	0.240781	0.240781	Fibroblasts	Bmp5	Bmpr2
8742	AT2	AM1	137	0.135558	0.212329	0.135558	AT2->AM1/	Bmp5	Bmpr2
8743	AT2_Retnla	AM1	137	0.165803	0.212329	0.165803	AT2_Retnla	Bmp5	Bmpr2
8744	Fibroblasts	AM1	137	0.361905	0.212329	0.212329	Fibroblasts	Bmp5	Bmpr2
8750	AT2	AT2	137	0.135558	0.201599	0.135558	AT2->AT2/	Bmp5	Bmpr2
8751	AT2_Retnla	AT2	137	0.165803	0.201599	0.165803	AT2_Retnla	Bmp5	Bmpr2
8752	Fibroblasts	AT2	137	0.361905	0.201599	0.201599	Fibroblasts	Bmp5	Bmpr2
8758	AT2	AT2_Retnla	137	0.135558	0.233161	0.135558	AT2->AT2_	Bmp5	Bmpr2
8759	AT2_Retnla	AT2_Retnla	137	0.165803	0.233161	0.165803	AT2_Retnla	Bmp5	Bmpr2
8760	Fibroblasts	AT2_Retnla	137	0.361905	0.233161	0.233161	Fibroblasts	Bmp5	Bmpr2
8766	AT2	Fibroblasts	137	0.135558	0.333333	0.135558	AT2->Fibro	Bmp5	Bmpr2
8767	AT2_Retnla	Fibroblasts	137	0.165803	0.333333	0.165803	AT2_Retnla	Bmp5	Bmpr2

8768	Fibroblasts	Fibroblasts	137	0.361905	0.333333	0.333333	Fibroblasts·	Bmp5	Bmpr2
9682	IM1	AM3	152	0.064057	0.27027	0.064057	IM1->AM3,	Bst1	Cav1
9683	AM3	AM3	152	0.625483	0.27027	0.27027	AM3->AM3	Bst1	Cav1
9684	AM2	AM3	152	0.746204	0.27027	0.27027	AM2->AM3	Bst1	Cav1
9685	AM1	AM3	152	0.638128	0.27027	0.27027	AM1->AM3	Bst1	Cav1
9688	Fibroblasts	AM3	152	0.057143	0.27027	0.057143	Fibroblasts·	Bst1	Cav1
9690	IM1	AM2	152	0.064057	0.21692	0.064057	IM1->AM2,	Bst1	Cav1
9691	AM3	AM2	152	0.625483	0.21692	0.21692	AM3->AM2	Bst1	Cav1
9692	AM2	AM2	152	0.746204	0.21692	0.21692	AM2->AM2	Bst1	Cav1
9693	AM1	AM2	152	0.638128	0.21692	0.21692	AM1->AM2	Bst1	Cav1
9696	Fibroblasts	AM2	152	0.057143	0.21692	0.057143	Fibroblasts·	Bst1	Cav1
9698	IM1	AM1	152	0.064057	0.15411	0.064057	IM1->AM1,	Bst1	Cav1
9699	AM3	AM1	152	0.625483	0.15411	0.15411	AM3->AM1	Bst1	Cav1
9700	AM2	AM1	152	0.746204	0.15411	0.15411	AM2->AM1	Bst1	Cav1
9701	AM1	AM1	152	0.638128	0.15411	0.15411	AM1->AM1	Bst1	Cav1
9704	Fibroblasts	AM1	152	0.057143	0.15411	0.057143	Fibroblasts·	Bst1	Cav1
9706	IM1	AT2	152	0.064057	0.05179	0.05179	IM1->AT2/	Bst1	Cav1
9707	AM3	AT2	152	0.625483	0.05179	0.05179	AM3->AT2,	Bst1	Cav1
9708	AM2	AT2	152	0.746204	0.05179	0.05179	AM2->AT2,	Bst1	Cav1
9709	AM1	AT2	152	0.638128	0.05179	0.05179	AM1->AT2,	Bst1	Cav1
9712	Fibroblasts	AT2	152	0.057143	0.05179	0.05179	Fibroblasts·	Bst1	Cav1
9714	IM1	AT2_Retnla	152	0.064057	0.067358	0.064057	IM1->AT2_	Bst1	Cav1
9715	AM3	AT2_Retnla	152	0.625483	0.067358	0.067358	AM3->AT2_	Bst1	Cav1
9716	AM2	AT2_Retnla	152	0.746204	0.067358	0.067358	AM2->AT2_	Bst1	Cav1
9717	AM1	AT2_Retnla	152	0.638128	0.067358	0.067358	AM1->AT2_	Bst1	Cav1
9720	Fibroblasts	AT2_Retnla	152	0.057143	0.067358	0.057143	Fibroblasts·	Bst1	Cav1
9722	IM1	Fibroblasts	152	0.064057	0.352381	0.064057	IM1->Fibro	Bst1	Cav1
9723	AM3	Fibroblasts	152	0.625483	0.352381	0.352381	AM3->Fibr	Bst1	Cav1
9724	AM2	Fibroblasts	152	0.746204	0.352381	0.352381	AM2->Fibr	Bst1	Cav1
9725	AM1	Fibroblasts	152	0.638128	0.352381	0.352381	AM1->Fibr	Bst1	Cav1
9728	Fibroblasts	Fibroblasts	152	0.057143	0.352381	0.057143	Fibroblasts·	Bst1	Cav1
10369	IM2	IM2	163	1	0.368421	0.368421	IM2->IM2/	C1qa	Cd93
10370	IM1	IM2	163	1	0.368421	0.368421	IM1->IM2/	C1qa	Cd93
10371	AM3	IM2	163	0.332046	0.368421	0.332046	AM3->IM2,	C1qa	Cd93
10375	AT2_Retnla	IM2	163	0.067358	0.368421	0.067358	AT2_Retnla	C1qa	Cd93
10377	IM2	IM1	163	1	0.142349	0.142349	IM2->IM1/	C1qa	Cd93
10378	IM1	IM1	163	1	0.142349	0.142349	IM1->IM1/	C1qa	Cd93
10379	AM3	IM1	163	0.332046	0.142349	0.142349	AM3->IM1,	C1qa	Cd93
10383	AT2_Retnla	IM1	163	0.067358	0.142349	0.067358	AT2_Retnla	C1qa	Cd93
10385	IM2	AM3	163	1	0.420849	0.420849	IM2->AM3,	C1qa	Cd93
10386	IM1	AM3	163	1	0.420849	0.420849	IM1->AM3,	C1qa	Cd93
10387	AM3	AM3	163	0.332046	0.420849	0.332046	AM3->AM3	C1qa	Cd93
10391	AT2_Retnla	AM3	163	0.067358	0.420849	0.067358	AT2_Retnla	C1qa	Cd93
10393	IM2	AM2	163	1	0.258134	0.258134	IM2->AM2,	C1qa	Cd93
10394	IM1	AM2	163	1	0.258134	0.258134	IM1->AM2,	C1qa	Cd93
10395	AM3	AM2	163	0.332046	0.258134	0.258134	AM3->AM2	C1qa	Cd93
10399	AT2_Retnla	AM2	163	0.067358	0.258134	0.067358	AT2_Retnla	C1qa	Cd93

10401	IM2	AM1	163	1	0.070776	0.070776	IM2->AM1,	C1qa	Cd93
10402	IM1	AM1	163	1	0.070776	0.070776	IM1->AM1,	C1qa	Cd93
10403	AM3	AM1	163	0.332046	0.070776	0.070776	AM3->AM1	C1qa	Cd93
10407	AT2_Retnla	AM1	163	0.067358	0.070776	0.067358	AT2_Retnla	C1qa	Cd93
10433	IM2	IM2	164	1	0.189474	0.189474	IM2->IM2/	C1qa	Cr1l
10434	IM1	IM2	164	1	0.189474	0.189474	IM1->IM2/	C1qa	Cr1l
10435	AM3	IM2	164	0.332046	0.189474	0.189474	AM3->IM2,	C1qa	Cr1l
10439	AT2_Retnla	IM2	164	0.067358	0.189474	0.067358	AT2_Retnla	C1qa	Cr1l
10441	IM2	IM1	164	1	0.177936	0.177936	IM2->IM1/	C1qa	Cr1l
10442	IM1	IM1	164	1	0.177936	0.177936	IM1->IM1/	C1qa	Cr1l
10443	AM3	IM1	164	0.332046	0.177936	0.177936	AM3->IM1,	C1qa	Cr1l
10447	AT2_Retnla	IM1	164	0.067358	0.177936	0.067358	AT2_Retnla	C1qa	Cr1l
10449	IM2	AM3	164	1	0.169884	0.169884	IM2->AM3,	C1qa	Cr1l
10450	IM1	AM3	164	1	0.169884	0.169884	IM1->AM3,	C1qa	Cr1l
10451	AM3	AM3	164	0.332046	0.169884	0.169884	AM3->AM3	C1qa	Cr1l
10455	AT2_Retnla	AM3	164	0.067358	0.169884	0.067358	AT2_Retnla	C1qa	Cr1l
10457	IM2	AM2	164	1	0.219089	0.219089	IM2->AM2,	C1qa	Cr1l
10458	IM1	AM2	164	1	0.219089	0.219089	IM1->AM2,	C1qa	Cr1l
10459	AM3	AM2	164	0.332046	0.219089	0.219089	AM3->AM2	C1qa	Cr1l
10463	AT2_Retnla	AM2	164	0.067358	0.219089	0.067358	AT2_Retnla	C1qa	Cr1l
10465	IM2	AM1	164	1	0.188356	0.188356	IM2->AM1,	C1qa	Cr1l
10466	IM1	AM1	164	1	0.188356	0.188356	IM1->AM1,	C1qa	Cr1l
10467	AM3	AM1	164	0.332046	0.188356	0.188356	AM3->AM1	C1qa	Cr1l
10471	AT2_Retnla	AM1	164	0.067358	0.188356	0.067358	AT2_Retnla	C1qa	Cr1l
10473	IM2	AT2	164	1	0.16545	0.16545	IM2->AT2/	C1qa	Cr1l
10474	IM1	AT2	164	1	0.16545	0.16545	IM1->AT2/	C1qa	Cr1l
10475	AM3	AT2	164	0.332046	0.16545	0.16545	AM3->AT2,	C1qa	Cr1l
10479	AT2_Retnla	AT2	164	0.067358	0.16545	0.067358	AT2_Retnla	C1qa	Cr1l
10481	IM2	AT2_Retnla	164	1	0.119171	0.119171	IM2->AT2_	C1qa	Cr1l
10482	IM1	AT2_Retnla	164	1	0.119171	0.119171	IM1->AT2_	C1qa	Cr1l
10483	AM3	AT2_Retnla	164	0.332046	0.119171	0.119171	AM3->AT2_	C1qa	Cr1l
10487	AT2_Retnla	AT2_Retnla	164	0.067358	0.119171	0.067358	AT2_Retnla	C1qa	Cr1l
10489	IM2	Fibroblasts	164	1	0.295238	0.295238	IM2->Fibro	C1qa	Cr1l
10490	IM1	Fibroblasts	164	1	0.295238	0.295238	IM1->Fibro	C1qa	Cr1l
10491	AM3	Fibroblasts	164	0.332046	0.295238	0.295238	AM3->Fibro	C1qa	Cr1l
10495	AT2_Retnla	Fibroblasts	164	0.067358	0.295238	0.067358	AT2_Retnla	C1qa	Cr1l
10513	IM2	AM3	165	1	0.104247	0.104247	IM2->AM3,	C1qa	Cspg4
10514	IM1	AM3	165	1	0.104247	0.104247	IM1->AM3,	C1qa	Cspg4
10515	AM3	AM3	165	0.332046	0.104247	0.104247	AM3->AM3	C1qa	Cspg4
10519	AT2_Retnla	AM3	165	0.067358	0.104247	0.067358	AT2_Retnla	C1qa	Cspg4
10561	IM2	IM2	166	1	0.405263	0.405263	IM2->IM2/	C1qb	Lrp1
10562	IM1	IM2	166	0.996441	0.405263	0.405263	IM1->IM2/	C1qb	Lrp1
10563	AM3	IM2	166	0.332046	0.405263	0.332046	AM3->IM2,	C1qb	Lrp1
10567	AT2_Retnla	IM2	166	0.07772	0.405263	0.07772	AT2_Retnla	C1qb	Lrp1
10568	Fibroblasts	IM2	166	0.057143	0.405263	0.057143	Fibroblasts	C1qb	Lrp1
10569	IM2	IM1	166	1	0.451957	0.451957	IM2->IM1/	C1qb	Lrp1
10570	IM1	IM1	166	0.996441	0.451957	0.451957	IM1->IM1/	C1qb	Lrp1

10571	AM3	IM1	166	0.332046	0.451957	0.332046	AM3->IM1,	C1qb	Lrp1
10575	AT2_Retnla	IM1	166	0.07772	0.451957	0.07772	AT2_Retnla	C1qb	Lrp1
10576	Fibroblasts	IM1	166	0.057143	0.451957	0.057143	Fibroblasts·	C1qb	Lrp1
10577	IM2	AM3	166	1	0.783784	0.783784	IM2->AM3,	C1qb	Lrp1
10578	IM1	AM3	166	0.996441	0.783784	0.783784	IM1->AM3,	C1qb	Lrp1
10579	AM3	AM3	166	0.332046	0.783784	0.332046	AM3->AM3	C1qb	Lrp1
10583	AT2_Retnla	AM3	166	0.07772	0.783784	0.07772	AT2_Retnla	C1qb	Lrp1
10584	Fibroblasts	AM3	166	0.057143	0.783784	0.057143	Fibroblasts·	C1qb	Lrp1
10585	IM2	AM2	166	1	0.832972	0.832972	IM2->AM2,	C1qb	Lrp1
10586	IM1	AM2	166	0.996441	0.832972	0.832972	IM1->AM2,	C1qb	Lrp1
10587	AM3	AM2	166	0.332046	0.832972	0.332046	AM3->AM2	C1qb	Lrp1
10591	AT2_Retnla	AM2	166	0.07772	0.832972	0.07772	AT2_Retnla	C1qb	Lrp1
10592	Fibroblasts	AM2	166	0.057143	0.832972	0.057143	Fibroblasts·	C1qb	Lrp1
10593	IM2	AM1	166	1	0.808219	0.808219	IM2->AM1,	C1qb	Lrp1
10594	IM1	AM1	166	0.996441	0.808219	0.808219	IM1->AM1,	C1qb	Lrp1
10595	AM3	AM1	166	0.332046	0.808219	0.332046	AM3->AM1	C1qb	Lrp1
10599	AT2_Retnla	AM1	166	0.07772	0.808219	0.07772	AT2_Retnla	C1qb	Lrp1
10600	Fibroblasts	AM1	166	0.057143	0.808219	0.057143	Fibroblasts·	C1qb	Lrp1
10617	IM2	Fibroblasts	166	1	0.809524	0.809524	IM2->Fibro	C1qb	Lrp1
10618	IM1	Fibroblasts	166	0.996441	0.809524	0.809524	IM1->Fibro	C1qb	Lrp1
10619	AM3	Fibroblasts	166	0.332046	0.809524	0.332046	AM3->Fibr	C1qb	Lrp1
10623	AT2_Retnla	Fibroblasts	166	0.07772	0.809524	0.07772	AT2_Retnla	C1qb	Lrp1
10624	Fibroblasts	Fibroblasts	166	0.057143	0.809524	0.057143	Fibroblasts·	C1qb	Lrp1
10689	IM2	IM2	168	0.178947	0.563158	0.178947	IM2->IM2/	C3	C3ar1
10690	IM1	IM2	168	0.096085	0.563158	0.096085	IM1->IM2/	C3	C3ar1
10691	AM3	IM2	168	0.200772	0.563158	0.200772	AM3->IM2,	C3	C3ar1
10692	AM2	IM2	168	0.197397	0.563158	0.197397	AM2->IM2,	C3	C3ar1
10693	AM1	IM2	168	0.212329	0.563158	0.212329	AM1->IM2,	C3	C3ar1
10694	AT2	IM2	168	0.348279	0.563158	0.348279	AT2->IM2/	C3	C3ar1
10695	AT2_Retnla	IM2	168	0.647668	0.563158	0.563158	AT2_Retnla	C3	C3ar1
10696	Fibroblasts	IM2	168	0.866667	0.563158	0.563158	Fibroblasts·	C3	C3ar1
10697	IM2	IM1	168	0.178947	0.441281	0.178947	IM2->IM1/	C3	C3ar1
10698	IM1	IM1	168	0.096085	0.441281	0.096085	IM1->IM1/	C3	C3ar1
10699	AM3	IM1	168	0.200772	0.441281	0.200772	AM3->IM1,	C3	C3ar1
10700	AM2	IM1	168	0.197397	0.441281	0.197397	AM2->IM1,	C3	C3ar1
10701	AM1	IM1	168	0.212329	0.441281	0.212329	AM1->IM1,	C3	C3ar1
10702	AT2	IM1	168	0.348279	0.441281	0.348279	AT2->IM1/	C3	C3ar1
10703	AT2_Retnla	IM1	168	0.647668	0.441281	0.441281	AT2_Retnla	C3	C3ar1
10704	Fibroblasts	IM1	168	0.866667	0.441281	0.441281	Fibroblasts·	C3	C3ar1
10705	IM2	AM3	168	0.178947	0.27027	0.178947	IM2->AM3,	C3	C3ar1
10706	IM1	AM3	168	0.096085	0.27027	0.096085	IM1->AM3,	C3	C3ar1
10707	AM3	AM3	168	0.200772	0.27027	0.200772	AM3->AM3	C3	C3ar1
10708	AM2	AM3	168	0.197397	0.27027	0.197397	AM2->AM3	C3	C3ar1
10709	AM1	AM3	168	0.212329	0.27027	0.212329	AM1->AM3	C3	C3ar1
10710	AT2	AM3	168	0.348279	0.27027	0.27027	AT2->AM3,	C3	C3ar1
10711	AT2_Retnla	AM3	168	0.647668	0.27027	0.27027	AT2_Retnla	C3	C3ar1
10712	Fibroblasts	AM3	168	0.866667	0.27027	0.27027	Fibroblasts·	C3	C3ar1

10753	IM2	IM2	169	0.178947	0.121053	0.121053	IM2->IM2/	C3	C5ar2
10754	IM1	IM2	169	0.096085	0.121053	0.096085	IM1->IM2/	C3	C5ar2
10755	AM3	IM2	169	0.200772	0.121053	0.121053	AM3->IM2,	C3	C5ar2
10756	AM2	IM2	169	0.197397	0.121053	0.121053	AM2->IM2,	C3	C5ar2
10757	AM1	IM2	169	0.212329	0.121053	0.121053	AM1->IM2,	C3	C5ar2
10758	AT2	IM2	169	0.348279	0.121053	0.121053	AT2->IM2/	C3	C5ar2
10759	AT2_Retnla	IM2	169	0.647668	0.121053	0.121053	AT2_Retnla	C3	C5ar2
10760	Fibroblasts	IM2	169	0.866667	0.121053	0.121053	Fibroblasts	C3	C5ar2
10761	IM2	IM1	169	0.178947	0.092527	0.092527	IM2->IM1/	C3	C5ar2
10762	IM1	IM1	169	0.096085	0.092527	0.092527	IM1->IM1/	C3	C5ar2
10763	AM3	IM1	169	0.200772	0.092527	0.092527	AM3->IM1,	C3	C5ar2
10764	AM2	IM1	169	0.197397	0.092527	0.092527	AM2->IM1,	C3	C5ar2
10765	AM1	IM1	169	0.212329	0.092527	0.092527	AM1->IM1,	C3	C5ar2
10766	AT2	IM1	169	0.348279	0.092527	0.092527	AT2->IM1/	C3	C5ar2
10767	AT2_Retnla	IM1	169	0.647668	0.092527	0.092527	AT2_Retnla	C3	C5ar2
10768	Fibroblasts	IM1	169	0.866667	0.092527	0.092527	Fibroblasts	C3	C5ar2
10769	IM2	AM3	169	0.178947	0.073359	0.073359	IM2->AM3,	C3	C5ar2
10770	IM1	AM3	169	0.096085	0.073359	0.073359	IM1->AM3,	C3	C5ar2
10771	AM3	AM3	169	0.200772	0.073359	0.073359	AM3->AM3	C3	C5ar2
10772	AM2	AM3	169	0.197397	0.073359	0.073359	AM2->AM3	C3	C5ar2
10773	AM1	AM3	169	0.212329	0.073359	0.073359	AM1->AM3	C3	C5ar2
10774	AT2	AM3	169	0.348279	0.073359	0.073359	AT2->AM3,	C3	C5ar2
10775	AT2_Retnla	AM3	169	0.647668	0.073359	0.073359	AT2_Retnla	C3	C5ar2
10776	Fibroblasts	AM3	169	0.866667	0.073359	0.073359	Fibroblasts	C3	C5ar2
10777	IM2	AM2	169	0.178947	0.121475	0.121475	IM2->AM2,	C3	C5ar2
10778	IM1	AM2	169	0.096085	0.121475	0.096085	IM1->AM2,	C3	C5ar2
10779	AM3	AM2	169	0.200772	0.121475	0.121475	AM3->AM2	C3	C5ar2
10780	AM2	AM2	169	0.197397	0.121475	0.121475	AM2->AM2	C3	C5ar2
10781	AM1	AM2	169	0.212329	0.121475	0.121475	AM1->AM2	C3	C5ar2
10782	AT2	AM2	169	0.348279	0.121475	0.121475	AT2->AM2,	C3	C5ar2
10783	AT2_Retnla	AM2	169	0.647668	0.121475	0.121475	AT2_Retnla	C3	C5ar2
10784	Fibroblasts	AM2	169	0.866667	0.121475	0.121475	Fibroblasts	C3	C5ar2
10785	IM2	AM1	169	0.178947	0.139269	0.139269	IM2->AM1,	C3	C5ar2
10786	IM1	AM1	169	0.096085	0.139269	0.096085	IM1->AM1,	C3	C5ar2
10787	AM3	AM1	169	0.200772	0.139269	0.139269	AM3->AM1	C3	C5ar2
10788	AM2	AM1	169	0.197397	0.139269	0.139269	AM2->AM1	C3	C5ar2
10789	AM1	AM1	169	0.212329	0.139269	0.139269	AM1->AM1	C3	C5ar2
10790	AT2	AM1	169	0.348279	0.139269	0.139269	AT2->AM1,	C3	C5ar2
10791	AT2_Retnla	AM1	169	0.647668	0.139269	0.139269	AT2_Retnla	C3	C5ar2
10792	Fibroblasts	AM1	169	0.866667	0.139269	0.139269	Fibroblasts	C3	C5ar2
10945	IM2	IM2	172	0.178947	0.847368	0.178947	IM2->IM2/	C3	Cd81
10946	IM1	IM2	172	0.096085	0.847368	0.096085	IM1->IM2/	C3	Cd81
10947	AM3	IM2	172	0.200772	0.847368	0.200772	AM3->IM2,	C3	Cd81
10948	AM2	IM2	172	0.197397	0.847368	0.197397	AM2->IM2,	C3	Cd81
10949	AM1	IM2	172	0.212329	0.847368	0.212329	AM1->IM2,	C3	Cd81
10950	AT2	IM2	172	0.348279	0.847368	0.348279	AT2->IM2/	C3	Cd81
10951	AT2_Retnla	IM2	172	0.647668	0.847368	0.647668	AT2_Retnla	C3	Cd81

10952	Fibroblasts	IM2	172	0.866667	0.847368	0.847368	Fibroblasts·	C3	Cd81
10953	IM2	IM1	172	0.178947	0.882562	0.178947	IM2->IM1/	C3	Cd81
10954	IM1	IM1	172	0.096085	0.882562	0.096085	IM1->IM1/	C3	Cd81
10955	AM3	IM1	172	0.200772	0.882562	0.200772	AM3->IM1,	C3	Cd81
10956	AM2	IM1	172	0.197397	0.882562	0.197397	AM2->IM1,	C3	Cd81
10957	AM1	IM1	172	0.212329	0.882562	0.212329	AM1->IM1,	C3	Cd81
10958	AT2	IM1	172	0.348279	0.882562	0.348279	AT2->IM1/	C3	Cd81
10959	AT2_Retnla	IM1	172	0.647668	0.882562	0.647668	AT2_Retnla	C3	Cd81
10960	Fibroblasts	IM1	172	0.866667	0.882562	0.866667	Fibroblasts·	C3	Cd81
10961	IM2	AM3	172	0.178947	0.332046	0.178947	IM2->AM3,	C3	Cd81
10962	IM1	AM3	172	0.096085	0.332046	0.096085	IM1->AM3,	C3	Cd81
10963	AM3	AM3	172	0.200772	0.332046	0.200772	AM3->AM3	C3	Cd81
10964	AM2	AM3	172	0.197397	0.332046	0.197397	AM2->AM3	C3	Cd81
10965	AM1	AM3	172	0.212329	0.332046	0.212329	AM1->AM3	C3	Cd81
10966	AT2	AM3	172	0.348279	0.332046	0.332046	AT2->AM3,	C3	Cd81
10967	AT2_Retnla	AM3	172	0.647668	0.332046	0.332046	AT2_Retnla	C3	Cd81
10968	Fibroblasts	AM3	172	0.866667	0.332046	0.332046	Fibroblasts·	C3	Cd81
10969	IM2	AM2	172	0.178947	0.592191	0.178947	IM2->AM2,	C3	Cd81
10970	IM1	AM2	172	0.096085	0.592191	0.096085	IM1->AM2,	C3	Cd81
10971	AM3	AM2	172	0.200772	0.592191	0.200772	AM3->AM2	C3	Cd81
10972	AM2	AM2	172	0.197397	0.592191	0.197397	AM2->AM2	C3	Cd81
10973	AM1	AM2	172	0.212329	0.592191	0.212329	AM1->AM2	C3	Cd81
10974	AT2	AM2	172	0.348279	0.592191	0.348279	AT2->AM2,	C3	Cd81
10975	AT2_Retnla	AM2	172	0.647668	0.592191	0.592191	AT2_Retnla	C3	Cd81
10976	Fibroblasts	AM2	172	0.866667	0.592191	0.592191	Fibroblasts·	C3	Cd81
10977	IM2	AM1	172	0.178947	0.535388	0.178947	IM2->AM1,	C3	Cd81
10978	IM1	AM1	172	0.096085	0.535388	0.096085	IM1->AM1,	C3	Cd81
10979	AM3	AM1	172	0.200772	0.535388	0.200772	AM3->AM1	C3	Cd81
10980	AM2	AM1	172	0.197397	0.535388	0.197397	AM2->AM1	C3	Cd81
10981	AM1	AM1	172	0.212329	0.535388	0.212329	AM1->AM1	C3	Cd81
10982	AT2	AM1	172	0.348279	0.535388	0.348279	AT2->AM1,	C3	Cd81
10983	AT2_Retnla	AM1	172	0.647668	0.535388	0.535388	AT2_Retnla	C3	Cd81
10984	Fibroblasts	AM1	172	0.866667	0.535388	0.535388	Fibroblasts·	C3	Cd81
10985	IM2	AT2	172	0.178947	0.629823	0.178947	IM2->AT2/	C3	Cd81
10986	IM1	AT2	172	0.096085	0.629823	0.096085	IM1->AT2/	C3	Cd81
10987	AM3	AT2	172	0.200772	0.629823	0.200772	AM3->AT2,	C3	Cd81
10988	AM2	AT2	172	0.197397	0.629823	0.197397	AM2->AT2,	C3	Cd81
10989	AM1	AT2	172	0.212329	0.629823	0.212329	AM1->AT2,	C3	Cd81
10990	AT2	AT2	172	0.348279	0.629823	0.348279	AT2->AT2/	C3	Cd81
10991	AT2_Retnla	AT2	172	0.647668	0.629823	0.629823	AT2_Retnla	C3	Cd81
10992	Fibroblasts	AT2	172	0.866667	0.629823	0.629823	Fibroblasts·	C3	Cd81
10993	IM2	AT2_Retnla	172	0.178947	0.694301	0.178947	IM2->AT2_	C3	Cd81
10994	IM1	AT2_Retnla	172	0.096085	0.694301	0.096085	IM1->AT2_	C3	Cd81
10995	AM3	AT2_Retnla	172	0.200772	0.694301	0.200772	AM3->AT2_	C3	Cd81
10996	AM2	AT2_Retnla	172	0.197397	0.694301	0.197397	AM2->AT2_	C3	Cd81
10997	AM1	AT2_Retnla	172	0.212329	0.694301	0.212329	AM1->AT2_	C3	Cd81
10998	AT2	AT2_Retnla	172	0.348279	0.694301	0.348279	AT2->AT2_	C3	Cd81

10999	AT2_Retnla	AT2_Retnla	172	0.647668	0.694301	0.647668	AT2_Retnla	C3	Cd81
11000	Fibroblasts	AT2_Retnla	172	0.866667	0.694301	0.694301	Fibroblasts-	C3	Cd81
11001	IM2	Fibroblasts	172	0.178947	0.961905	0.178947	IM2->Fibro	C3	Cd81
11002	IM1	Fibroblasts	172	0.096085	0.961905	0.096085	IM1->Fibro	C3	Cd81
11003	AM3	Fibroblasts	172	0.200772	0.961905	0.200772	AM3->Fibr	C3	Cd81
11004	AM2	Fibroblasts	172	0.197397	0.961905	0.197397	AM2->Fibr	C3	Cd81
11005	AM1	Fibroblasts	172	0.212329	0.961905	0.212329	AM1->Fibr	C3	Cd81
11006	AT2	Fibroblasts	172	0.348279	0.961905	0.348279	AT2->Fibrol	C3	Cd81
11007	AT2_Retnla	Fibroblasts	172	0.647668	0.961905	0.647668	AT2_Retnla	C3	Cd81
11008	Fibroblasts	Fibroblasts	172	0.866667	0.961905	0.866667	Fibroblasts-	C3	Cd81
11009	IM2	IM2	173	0.178947	0.189474	0.178947	IM2->IM2/	C3	Cr1l
11010	IM1	IM2	173	0.096085	0.189474	0.096085	IM1->IM2/	C3	Cr1l
11011	AM3	IM2	173	0.200772	0.189474	0.189474	AM3->IM2,	C3	Cr1l
11012	AM2	IM2	173	0.197397	0.189474	0.189474	AM2->IM2,	C3	Cr1l
11013	AM1	IM2	173	0.212329	0.189474	0.189474	AM1->IM2,	C3	Cr1l
11014	AT2	IM2	173	0.348279	0.189474	0.189474	AT2->IM2/	C3	Cr1l
11015	AT2_Retnla	IM2	173	0.647668	0.189474	0.189474	AT2_Retnla	C3	Cr1l
11016	Fibroblasts	IM2	173	0.866667	0.189474	0.189474	Fibroblasts-	C3	Cr1l
11017	IM2	IM1	173	0.178947	0.177936	0.177936	IM2->IM1/	C3	Cr1l
11018	IM1	IM1	173	0.096085	0.177936	0.096085	IM1->IM1/	C3	Cr1l
11019	AM3	IM1	173	0.200772	0.177936	0.177936	AM3->IM1,	C3	Cr1l
11020	AM2	IM1	173	0.197397	0.177936	0.177936	AM2->IM1,	C3	Cr1l
11021	AM1	IM1	173	0.212329	0.177936	0.177936	AM1->IM1,	C3	Cr1l
11022	AT2	IM1	173	0.348279	0.177936	0.177936	AT2->IM1/	C3	Cr1l
11023	AT2_Retnla	IM1	173	0.647668	0.177936	0.177936	AT2_Retnla	C3	Cr1l
11024	Fibroblasts	IM1	173	0.866667	0.177936	0.177936	Fibroblasts-	C3	Cr1l
11025	IM2	AM3	173	0.178947	0.169884	0.169884	IM2->AM3,	C3	Cr1l
11026	IM1	AM3	173	0.096085	0.169884	0.096085	IM1->AM3,	C3	Cr1l
11027	AM3	AM3	173	0.200772	0.169884	0.169884	AM3->AM3	C3	Cr1l
11028	AM2	AM3	173	0.197397	0.169884	0.169884	AM2->AM3	C3	Cr1l
11029	AM1	AM3	173	0.212329	0.169884	0.169884	AM1->AM3	C3	Cr1l
11030	AT2	AM3	173	0.348279	0.169884	0.169884	AT2->AM3,	C3	Cr1l
11031	AT2_Retnla	AM3	173	0.647668	0.169884	0.169884	AT2_Retnla	C3	Cr1l
11032	Fibroblasts	AM3	173	0.866667	0.169884	0.169884	Fibroblasts-	C3	Cr1l
11033	IM2	AM2	173	0.178947	0.219089	0.178947	IM2->AM2,	C3	Cr1l
11034	IM1	AM2	173	0.096085	0.219089	0.096085	IM1->AM2,	C3	Cr1l
11035	AM3	AM2	173	0.200772	0.219089	0.200772	AM3->AM2	C3	Cr1l
11036	AM2	AM2	173	0.197397	0.219089	0.197397	AM2->AM2	C3	Cr1l
11037	AM1	AM2	173	0.212329	0.219089	0.212329	AM1->AM2	C3	Cr1l
11038	AT2	AM2	173	0.348279	0.219089	0.219089	AT2->AM2,	C3	Cr1l
11039	AT2_Retnla	AM2	173	0.647668	0.219089	0.219089	AT2_Retnla	C3	Cr1l
11040	Fibroblasts	AM2	173	0.866667	0.219089	0.219089	Fibroblasts-	C3	Cr1l
11041	IM2	AM1	173	0.178947	0.188356	0.178947	IM2->AM1,	C3	Cr1l
11042	IM1	AM1	173	0.096085	0.188356	0.096085	IM1->AM1,	C3	Cr1l
11043	AM3	AM1	173	0.200772	0.188356	0.188356	AM3->AM1	C3	Cr1l
11044	AM2	AM1	173	0.197397	0.188356	0.188356	AM2->AM1	C3	Cr1l
11045	AM1	AM1	173	0.212329	0.188356	0.188356	AM1->AM1	C3	Cr1l

11046	AT2	AM1	173	0.348279	0.188356	0.188356	AT2->AM1/	C3	Cr1l
11047	AT2_Retnla	AM1	173	0.647668	0.188356	0.188356	AT2_Retnla	C3	Cr1l
11048	Fibroblasts	AM1	173	0.866667	0.188356	0.188356	Fibroblasts-	C3	Cr1l
11049	IM2	AT2	173	0.178947	0.16545	0.16545	IM2->AT2/	C3	Cr1l
11050	IM1	AT2	173	0.096085	0.16545	0.096085	IM1->AT2/	C3	Cr1l
11051	AM3	AT2	173	0.200772	0.16545	0.16545	AM3->AT2/	C3	Cr1l
11052	AM2	AT2	173	0.197397	0.16545	0.16545	AM2->AT2/	C3	Cr1l
11053	AM1	AT2	173	0.212329	0.16545	0.16545	AM1->AT2/	C3	Cr1l
11054	AT2	AT2	173	0.348279	0.16545	0.16545	AT2->AT2/	C3	Cr1l
11055	AT2_Retnla	AT2	173	0.647668	0.16545	0.16545	AT2_Retnla	C3	Cr1l
11056	Fibroblasts	AT2	173	0.866667	0.16545	0.16545	Fibroblasts-	C3	Cr1l
11057	IM2	AT2_Retnla	173	0.178947	0.119171	0.119171	IM2->AT2_	C3	Cr1l
11058	IM1	AT2_Retnla	173	0.096085	0.119171	0.096085	IM1->AT2_	C3	Cr1l
11059	AM3	AT2_Retnla	173	0.200772	0.119171	0.119171	AM3->AT2_	C3	Cr1l
11060	AM2	AT2_Retnla	173	0.197397	0.119171	0.119171	AM2->AT2_	C3	Cr1l
11061	AM1	AT2_Retnla	173	0.212329	0.119171	0.119171	AM1->AT2_	C3	Cr1l
11062	AT2	AT2_Retnla	173	0.348279	0.119171	0.119171	AT2->AT2_	C3	Cr1l
11063	AT2_Retnla	AT2_Retnla	173	0.647668	0.119171	0.119171	AT2_Retnla	C3	Cr1l
11064	Fibroblasts	AT2_Retnla	173	0.866667	0.119171	0.119171	Fibroblasts-	C3	Cr1l
11065	IM2	Fibroblasts	173	0.178947	0.295238	0.178947	IM2->Fibro	C3	Cr1l
11066	IM1	Fibroblasts	173	0.096085	0.295238	0.096085	IM1->Fibro	C3	Cr1l
11067	AM3	Fibroblasts	173	0.200772	0.295238	0.200772	AM3->Fibr	C3	Cr1l
11068	AM2	Fibroblasts	173	0.197397	0.295238	0.197397	AM2->Fibr	C3	Cr1l
11069	AM1	Fibroblasts	173	0.212329	0.295238	0.212329	AM1->Fibr	C3	Cr1l
11070	AT2	Fibroblasts	173	0.348279	0.295238	0.295238	AT2->Fibro	C3	Cr1l
11071	AT2_Retnla	Fibroblasts	173	0.647668	0.295238	0.295238	AT2_Retnla	C3	Cr1l
11072	Fibroblasts	Fibroblasts	173	0.866667	0.295238	0.295238	Fibroblasts-	C3	Cr1l
11073	IM2	IM2	174	0.178947	0.331579	0.178947	IM2->IM2/	C3	Itgam
11074	IM1	IM2	174	0.096085	0.331579	0.096085	IM1->IM2/	C3	Itgam
11075	AM3	IM2	174	0.200772	0.331579	0.200772	AM3->IM2/	C3	Itgam
11076	AM2	IM2	174	0.197397	0.331579	0.197397	AM2->IM2/	C3	Itgam
11077	AM1	IM2	174	0.212329	0.331579	0.212329	AM1->IM2/	C3	Itgam
11078	AT2	IM2	174	0.348279	0.331579	0.331579	AT2->IM2/	C3	Itgam
11079	AT2_Retnla	IM2	174	0.647668	0.331579	0.331579	AT2_Retnla	C3	Itgam
11080	Fibroblasts	IM2	174	0.866667	0.331579	0.331579	Fibroblasts-	C3	Itgam
11081	IM2	IM1	174	0.178947	0.313167	0.178947	IM2->IM1/	C3	Itgam
11082	IM1	IM1	174	0.096085	0.313167	0.096085	IM1->IM1/	C3	Itgam
11083	AM3	IM1	174	0.200772	0.313167	0.200772	AM3->IM1/	C3	Itgam
11084	AM2	IM1	174	0.197397	0.313167	0.197397	AM2->IM1/	C3	Itgam
11085	AM1	IM1	174	0.212329	0.313167	0.212329	AM1->IM1/	C3	Itgam
11086	AT2	IM1	174	0.348279	0.313167	0.313167	AT2->IM1/	C3	Itgam
11087	AT2_Retnla	IM1	174	0.647668	0.313167	0.313167	AT2_Retnla	C3	Itgam
11088	Fibroblasts	IM1	174	0.866667	0.313167	0.313167	Fibroblasts-	C3	Itgam
11089	IM2	AM3	174	0.178947	0.216216	0.178947	IM2->AM3/	C3	Itgam
11090	IM1	AM3	174	0.096085	0.216216	0.096085	IM1->AM3/	C3	Itgam
11091	AM3	AM3	174	0.200772	0.216216	0.200772	AM3->AM3	C3	Itgam
11092	AM2	AM3	174	0.197397	0.216216	0.197397	AM2->AM3	C3	Itgam

11093	AM1	AM3	174	0.212329	0.216216	0.212329	AM1->AM3	C3	Itgam
11094	AT2	AM3	174	0.348279	0.216216	0.216216	AT2->AM3/	C3	Itgam
11095	AT2_Retnla	AM3	174	0.647668	0.216216	0.216216	AT2_Retnla	C3	Itgam
11096	Fibroblasts	AM3	174	0.866667	0.216216	0.216216	Fibroblasts·	C3	Itgam
11137	IM2	IM2	175	0.178947	0.3	0.178947	IM2->IM2/	C3	Itgb2
11138	IM1	IM2	175	0.096085	0.3	0.096085	IM1->IM2/	C3	Itgb2
11139	AM3	IM2	175	0.200772	0.3	0.200772	AM3->IM2/	C3	Itgb2
11140	AM2	IM2	175	0.197397	0.3	0.197397	AM2->IM2/	C3	Itgb2
11141	AM1	IM2	175	0.212329	0.3	0.212329	AM1->IM2/	C3	Itgb2
11142	AT2	IM2	175	0.348279	0.3	0.3	AT2->IM2/	C3	Itgb2
11143	AT2_Retnla	IM2	175	0.647668	0.3	0.3	AT2_Retnla	C3	Itgb2
11144	Fibroblasts	IM2	175	0.866667	0.3	0.3	Fibroblasts·	C3	Itgb2
11145	IM2	IM1	175	0.178947	0.419929	0.178947	IM2->IM1/	C3	Itgb2
11146	IM1	IM1	175	0.096085	0.419929	0.096085	IM1->IM1/	C3	Itgb2
11147	AM3	IM1	175	0.200772	0.419929	0.200772	AM3->IM1/	C3	Itgb2
11148	AM2	IM1	175	0.197397	0.419929	0.197397	AM2->IM1/	C3	Itgb2
11149	AM1	IM1	175	0.212329	0.419929	0.212329	AM1->IM1/	C3	Itgb2
11150	AT2	IM1	175	0.348279	0.419929	0.348279	AT2->IM1/	C3	Itgb2
11151	AT2_Retnla	IM1	175	0.647668	0.419929	0.419929	AT2_Retnla	C3	Itgb2
11152	Fibroblasts	IM1	175	0.866667	0.419929	0.419929	Fibroblasts·	C3	Itgb2
11153	IM2	AM3	175	0.178947	0.903475	0.178947	IM2->AM3/	C3	Itgb2
11154	IM1	AM3	175	0.096085	0.903475	0.096085	IM1->AM3/	C3	Itgb2
11155	AM3	AM3	175	0.200772	0.903475	0.200772	AM3->AM3	C3	Itgb2
11156	AM2	AM3	175	0.197397	0.903475	0.197397	AM2->AM3	C3	Itgb2
11157	AM1	AM3	175	0.212329	0.903475	0.212329	AM1->AM3	C3	Itgb2
11158	AT2	AM3	175	0.348279	0.903475	0.348279	AT2->AM3/	C3	Itgb2
11159	AT2_Retnla	AM3	175	0.647668	0.903475	0.647668	AT2_Retnla	C3	Itgb2
11160	Fibroblasts	AM3	175	0.866667	0.903475	0.866667	Fibroblasts·	C3	Itgb2
11161	IM2	AM2	175	0.178947	0.913232	0.178947	IM2->AM2/	C3	Itgb2
11162	IM1	AM2	175	0.096085	0.913232	0.096085	IM1->AM2/	C3	Itgb2
11163	AM3	AM2	175	0.200772	0.913232	0.200772	AM3->AM2	C3	Itgb2
11164	AM2	AM2	175	0.197397	0.913232	0.197397	AM2->AM2	C3	Itgb2
11165	AM1	AM2	175	0.212329	0.913232	0.212329	AM1->AM2	C3	Itgb2
11166	AT2	AM2	175	0.348279	0.913232	0.348279	AT2->AM2/	C3	Itgb2
11167	AT2_Retnla	AM2	175	0.647668	0.913232	0.647668	AT2_Retnla	C3	Itgb2
11168	Fibroblasts	AM2	175	0.866667	0.913232	0.866667	Fibroblasts·	C3	Itgb2
11169	IM2	AM1	175	0.178947	0.825342	0.178947	IM2->AM1/	C3	Itgb2
11170	IM1	AM1	175	0.096085	0.825342	0.096085	IM1->AM1/	C3	Itgb2
11171	AM3	AM1	175	0.200772	0.825342	0.200772	AM3->AM1	C3	Itgb2
11172	AM2	AM1	175	0.197397	0.825342	0.197397	AM2->AM1	C3	Itgb2
11173	AM1	AM1	175	0.212329	0.825342	0.212329	AM1->AM1	C3	Itgb2
11174	AT2	AM1	175	0.348279	0.825342	0.348279	AT2->AM1/	C3	Itgb2
11175	AT2_Retnla	AM1	175	0.647668	0.825342	0.647668	AT2_Retnla	C3	Itgb2
11176	Fibroblasts	AM1	175	0.866667	0.825342	0.825342	Fibroblasts·	C3	Itgb2
11177	IM2	AT2	175	0.178947	0.05179	0.05179	IM2->AT2/	C3	Itgb2
11178	IM1	AT2	175	0.096085	0.05179	0.05179	IM1->AT2/	C3	Itgb2
11179	AM3	AT2	175	0.200772	0.05179	0.05179	AM3->AT2/	C3	Itgb2

11180	AM2	AT2	175	0.197397	0.05179	0.05179	AM2->AT2/	C3	Itgb2
11181	AM1	AT2	175	0.212329	0.05179	0.05179	AM1->AT2/	C3	Itgb2
11182	AT2	AT2	175	0.348279	0.05179	0.05179	AT2->AT2/	C3	Itgb2
11183	AT2_Retnla	AT2	175	0.647668	0.05179	0.05179	AT2_Retnla	C3	Itgb2
11184	Fibroblasts	AT2	175	0.866667	0.05179	0.05179	Fibroblasts	C3	Itgb2
11193	IM2	Fibroblasts	175	0.178947	0.085714	0.085714	IM2->Fibro	C3	Itgb2
11194	IM1	Fibroblasts	175	0.096085	0.085714	0.085714	IM1->Fibro	C3	Itgb2
11195	AM3	Fibroblasts	175	0.200772	0.085714	0.085714	AM3->Fibr	C3	Itgb2
11196	AM2	Fibroblasts	175	0.197397	0.085714	0.085714	AM2->Fibr	C3	Itgb2
11197	AM1	Fibroblasts	175	0.212329	0.085714	0.085714	AM1->Fibr	C3	Itgb2
11198	AT2	Fibroblasts	175	0.348279	0.085714	0.085714	AT2->Fibro	C3	Itgb2
11199	AT2_Retnla	Fibroblasts	175	0.647668	0.085714	0.085714	AT2_Retnla	C3	Itgb2
11200	Fibroblasts	Fibroblasts	175	0.866667	0.085714	0.085714	Fibroblasts	C3	Itgb2
11201	IM2	IM2	176	0.178947	0.405263	0.178947	IM2->IM2/	C3	Lrp1
11202	IM1	IM2	176	0.096085	0.405263	0.096085	IM1->IM2/	C3	Lrp1
11203	AM3	IM2	176	0.200772	0.405263	0.200772	AM3->IM2/	C3	Lrp1
11204	AM2	IM2	176	0.197397	0.405263	0.197397	AM2->IM2/	C3	Lrp1
11205	AM1	IM2	176	0.212329	0.405263	0.212329	AM1->IM2/	C3	Lrp1
11206	AT2	IM2	176	0.348279	0.405263	0.348279	AT2->IM2/	C3	Lrp1
11207	AT2_Retnla	IM2	176	0.647668	0.405263	0.405263	AT2_Retnla	C3	Lrp1
11208	Fibroblasts	IM2	176	0.866667	0.405263	0.405263	Fibroblasts	C3	Lrp1
11209	IM2	IM1	176	0.178947	0.451957	0.178947	IM2->IM1/	C3	Lrp1
11210	IM1	IM1	176	0.096085	0.451957	0.096085	IM1->IM1/	C3	Lrp1
11211	AM3	IM1	176	0.200772	0.451957	0.200772	AM3->IM1/	C3	Lrp1
11212	AM2	IM1	176	0.197397	0.451957	0.197397	AM2->IM1/	C3	Lrp1
11213	AM1	IM1	176	0.212329	0.451957	0.212329	AM1->IM1/	C3	Lrp1
11214	AT2	IM1	176	0.348279	0.451957	0.348279	AT2->IM1/	C3	Lrp1
11215	AT2_Retnla	IM1	176	0.647668	0.451957	0.451957	AT2_Retnla	C3	Lrp1
11216	Fibroblasts	IM1	176	0.866667	0.451957	0.451957	Fibroblasts	C3	Lrp1
11217	IM2	AM3	176	0.178947	0.783784	0.178947	IM2->AM3/	C3	Lrp1
11218	IM1	AM3	176	0.096085	0.783784	0.096085	IM1->AM3/	C3	Lrp1
11219	AM3	AM3	176	0.200772	0.783784	0.200772	AM3->AM3	C3	Lrp1
11220	AM2	AM3	176	0.197397	0.783784	0.197397	AM2->AM3	C3	Lrp1
11221	AM1	AM3	176	0.212329	0.783784	0.212329	AM1->AM3	C3	Lrp1
11222	AT2	AM3	176	0.348279	0.783784	0.348279	AT2->AM3/	C3	Lrp1
11223	AT2_Retnla	AM3	176	0.647668	0.783784	0.647668	AT2_Retnla	C3	Lrp1
11224	Fibroblasts	AM3	176	0.866667	0.783784	0.783784	Fibroblasts	C3	Lrp1
11225	IM2	AM2	176	0.178947	0.832972	0.178947	IM2->AM2/	C3	Lrp1
11226	IM1	AM2	176	0.096085	0.832972	0.096085	IM1->AM2/	C3	Lrp1
11227	AM3	AM2	176	0.200772	0.832972	0.200772	AM3->AM2	C3	Lrp1
11228	AM2	AM2	176	0.197397	0.832972	0.197397	AM2->AM2	C3	Lrp1
11229	AM1	AM2	176	0.212329	0.832972	0.212329	AM1->AM2	C3	Lrp1
11230	AT2	AM2	176	0.348279	0.832972	0.348279	AT2->AM2/	C3	Lrp1
11231	AT2_Retnla	AM2	176	0.647668	0.832972	0.647668	AT2_Retnla	C3	Lrp1
11232	Fibroblasts	AM2	176	0.866667	0.832972	0.832972	Fibroblasts	C3	Lrp1
11233	IM2	AM1	176	0.178947	0.808219	0.178947	IM2->AM1/	C3	Lrp1
11234	IM1	AM1	176	0.096085	0.808219	0.096085	IM1->AM1/	C3	Lrp1

11235	AM3	AM1	176	0.200772	0.808219	0.200772	AM3->AM1	C3	Lrp1
11236	AM2	AM1	176	0.197397	0.808219	0.197397	AM2->AM1	C3	Lrp1
11237	AM1	AM1	176	0.212329	0.808219	0.212329	AM1->AM1	C3	Lrp1
11238	AT2	AM1	176	0.348279	0.808219	0.348279	AT2->AM1/	C3	Lrp1
11239	AT2_Retnla	AM1	176	0.647668	0.808219	0.647668	AT2_Retnla	C3	Lrp1
11240	Fibroblasts	AM1	176	0.866667	0.808219	0.808219	Fibroblasts·	C3	Lrp1
11257	IM2	Fibroblasts	176	0.178947	0.809524	0.178947	IM2->Fibro	C3	Lrp1
11258	IM1	Fibroblasts	176	0.096085	0.809524	0.096085	IM1->Fibro	C3	Lrp1
11259	AM3	Fibroblasts	176	0.200772	0.809524	0.200772	AM3->Fibr	C3	Lrp1
11260	AM2	Fibroblasts	176	0.197397	0.809524	0.197397	AM2->Fibr	C3	Lrp1
11261	AM1	Fibroblasts	176	0.212329	0.809524	0.212329	AM1->Fibr	C3	Lrp1
11262	AT2	Fibroblasts	176	0.348279	0.809524	0.348279	AT2->Fibro	C3	Lrp1
11263	AT2_Retnla	Fibroblasts	176	0.647668	0.809524	0.647668	AT2_Retnla	C3	Lrp1
11264	Fibroblasts	Fibroblasts	176	0.866667	0.809524	0.809524	Fibroblasts·	C3	Lrp1
11459	AM3	IM2	180	0.088803	0.657895	0.088803	AM3->IM2/	Hc	C5ar1
11460	AM2	IM2	180	0.071584	0.657895	0.071584	AM2->IM2/	Hc	C5ar1
11461	AM1	IM2	180	0.052511	0.657895	0.052511	AM1->IM2/	Hc	C5ar1
11462	AT2	IM2	180	0.963156	0.657895	0.657895	AT2->IM2/	Hc	C5ar1
11463	AT2_Retnla	IM2	180	0.989637	0.657895	0.657895	AT2_Retnla	Hc	C5ar1
11464	Fibroblasts	IM2	180	0.095238	0.657895	0.095238	Fibroblasts·	Hc	C5ar1
11467	AM3	IM1	180	0.088803	0.398577	0.088803	AM3->IM1/	Hc	C5ar1
11468	AM2	IM1	180	0.071584	0.398577	0.071584	AM2->IM1/	Hc	C5ar1
11469	AM1	IM1	180	0.052511	0.398577	0.052511	AM1->IM1/	Hc	C5ar1
11470	AT2	IM1	180	0.963156	0.398577	0.398577	AT2->IM1/	Hc	C5ar1
11471	AT2_Retnla	IM1	180	0.989637	0.398577	0.398577	AT2_Retnla	Hc	C5ar1
11472	Fibroblasts	IM1	180	0.095238	0.398577	0.095238	Fibroblasts·	Hc	C5ar1
11475	AM3	AM3	180	0.088803	0.138996	0.088803	AM3->AM3	Hc	C5ar1
11476	AM2	AM3	180	0.071584	0.138996	0.071584	AM2->AM3	Hc	C5ar1
11477	AM1	AM3	180	0.052511	0.138996	0.052511	AM1->AM3	Hc	C5ar1
11478	AT2	AM3	180	0.963156	0.138996	0.138996	AT2->AM3/	Hc	C5ar1
11479	AT2_Retnla	AM3	180	0.989637	0.138996	0.138996	AT2_Retnla	Hc	C5ar1
11480	Fibroblasts	AM3	180	0.095238	0.138996	0.095238	Fibroblasts·	Hc	C5ar1
11483	AM3	AM2	180	0.088803	0.373102	0.088803	AM3->AM2	Hc	C5ar1
11484	AM2	AM2	180	0.071584	0.373102	0.071584	AM2->AM2	Hc	C5ar1
11485	AM1	AM2	180	0.052511	0.373102	0.052511	AM1->AM2	Hc	C5ar1
11486	AT2	AM2	180	0.963156	0.373102	0.373102	AT2->AM2/	Hc	C5ar1
11487	AT2_Retnla	AM2	180	0.989637	0.373102	0.373102	AT2_Retnla	Hc	C5ar1
11488	Fibroblasts	AM2	180	0.095238	0.373102	0.095238	Fibroblasts·	Hc	C5ar1
11491	AM3	AM1	180	0.088803	0.619863	0.088803	AM3->AM1	Hc	C5ar1
11492	AM2	AM1	180	0.071584	0.619863	0.071584	AM2->AM1	Hc	C5ar1
11493	AM1	AM1	180	0.052511	0.619863	0.052511	AM1->AM1	Hc	C5ar1
11494	AT2	AM1	180	0.963156	0.619863	0.619863	AT2->AM1/	Hc	C5ar1
11495	AT2_Retnla	AM1	180	0.989637	0.619863	0.619863	AT2_Retnla	Hc	C5ar1
11496	Fibroblasts	AM1	180	0.095238	0.619863	0.095238	Fibroblasts·	Hc	C5ar1
11523	AM3	IM2	181	0.088803	0.121053	0.088803	AM3->IM2/	Hc	C5ar2
11524	AM2	IM2	181	0.071584	0.121053	0.071584	AM2->IM2/	Hc	C5ar2
11525	AM1	IM2	181	0.052511	0.121053	0.052511	AM1->IM2/	Hc	C5ar2

11526	AT2	IM2	181	0.963156	0.121053	0.121053	AT2->IM2/:	Hc	C5ar2
11527	AT2_Retnla	IM2	181	0.989637	0.121053	0.121053	AT2_Retnla	Hc	C5ar2
11528	Fibroblasts	IM2	181	0.095238	0.121053	0.095238	Fibroblasts·	Hc	C5ar2
11531	AM3	IM1	181	0.088803	0.092527	0.088803	AM3->IM1,	Hc	C5ar2
11532	AM2	IM1	181	0.071584	0.092527	0.071584	AM2->IM1,	Hc	C5ar2
11533	AM1	IM1	181	0.052511	0.092527	0.052511	AM1->IM1,	Hc	C5ar2
11534	AT2	IM1	181	0.963156	0.092527	0.092527	AT2->IM1/:	Hc	C5ar2
11535	AT2_Retnla	IM1	181	0.989637	0.092527	0.092527	AT2_Retnla	Hc	C5ar2
11536	Fibroblasts	IM1	181	0.095238	0.092527	0.092527	Fibroblasts·	Hc	C5ar2
11539	AM3	AM3	181	0.088803	0.073359	0.073359	AM3->AM3	Hc	C5ar2
11540	AM2	AM3	181	0.071584	0.073359	0.071584	AM2->AM3	Hc	C5ar2
11541	AM1	AM3	181	0.052511	0.073359	0.052511	AM1->AM3	Hc	C5ar2
11542	AT2	AM3	181	0.963156	0.073359	0.073359	AT2->AM3,	Hc	C5ar2
11543	AT2_Retnla	AM3	181	0.989637	0.073359	0.073359	AT2_Retnla	Hc	C5ar2
11544	Fibroblasts	AM3	181	0.095238	0.073359	0.073359	Fibroblasts·	Hc	C5ar2
11547	AM3	AM2	181	0.088803	0.121475	0.088803	AM3->AM2	Hc	C5ar2
11548	AM2	AM2	181	0.071584	0.121475	0.071584	AM2->AM2	Hc	C5ar2
11549	AM1	AM2	181	0.052511	0.121475	0.052511	AM1->AM2	Hc	C5ar2
11550	AT2	AM2	181	0.963156	0.121475	0.121475	AT2->AM2,	Hc	C5ar2
11551	AT2_Retnla	AM2	181	0.989637	0.121475	0.121475	AT2_Retnla	Hc	C5ar2
11552	Fibroblasts	AM2	181	0.095238	0.121475	0.095238	Fibroblasts·	Hc	C5ar2
11555	AM3	AM1	181	0.088803	0.139269	0.088803	AM3->AM1	Hc	C5ar2
11556	AM2	AM1	181	0.071584	0.139269	0.071584	AM2->AM1	Hc	C5ar2
11557	AM1	AM1	181	0.052511	0.139269	0.052511	AM1->AM1	Hc	C5ar2
11558	AT2	AM1	181	0.963156	0.139269	0.139269	AT2->AM1,	Hc	C5ar2
11559	AT2_Retnla	AM1	181	0.989637	0.139269	0.139269	AT2_Retnla	Hc	C5ar2
11560	Fibroblasts	AM1	181	0.095238	0.139269	0.095238	Fibroblasts·	Hc	C5ar2
12137	IM2	AT2	190	0.810526	0.105666	0.105666	IM2->AT2/:	Calr	Itga3
12138	IM1	AT2	190	0.740214	0.105666	0.105666	IM1->AT2/:	Calr	Itga3
12139	AM3	AT2	190	0.92278	0.105666	0.105666	AM3->AT2,	Calr	Itga3
12140	AM2	AT2	190	0.958785	0.105666	0.105666	AM2->AT2,	Calr	Itga3
12141	AM1	AT2	190	0.890411	0.105666	0.105666	AM1->AT2,	Calr	Itga3
12142	AT2	AT2	190	0.537365	0.105666	0.105666	AT2->AT2/:	Calr	Itga3
12143	AT2_Retnla	AT2	190	0.554404	0.105666	0.105666	AT2_Retnla	Calr	Itga3
12144	Fibroblasts	AT2	190	0.866667	0.105666	0.105666	Fibroblasts·	Calr	Itga3
12145	IM2	AT2_Retnla	190	0.810526	0.145078	0.145078	IM2->AT2_	Calr	Itga3
12146	IM1	AT2_Retnla	190	0.740214	0.145078	0.145078	IM1->AT2_	Calr	Itga3
12147	AM3	AT2_Retnla	190	0.92278	0.145078	0.145078	AM3->AT2_	Calr	Itga3
12148	AM2	AT2_Retnla	190	0.958785	0.145078	0.145078	AM2->AT2_	Calr	Itga3
12149	AM1	AT2_Retnla	190	0.890411	0.145078	0.145078	AM1->AT2_	Calr	Itga3
12150	AT2	AT2_Retnla	190	0.537365	0.145078	0.145078	AT2->AT2_	Calr	Itga3
12151	AT2_Retnla	AT2_Retnla	190	0.554404	0.145078	0.145078	AT2_Retnla	Calr	Itga3
12152	Fibroblasts	AT2_Retnla	190	0.866667	0.145078	0.145078	Fibroblasts·	Calr	Itga3
12161	IM2	IM2	191	0.810526	0.094737	0.094737	IM2->IM2/	Calr	Itgav
12162	IM1	IM2	191	0.740214	0.094737	0.094737	IM1->IM2/	Calr	Itgav
12163	AM3	IM2	191	0.92278	0.094737	0.094737	AM3->IM2,	Calr	Itgav
12164	AM2	IM2	191	0.958785	0.094737	0.094737	AM2->IM2,	Calr	Itgav

12165	AM1	IM2	191	0.890411	0.094737	0.094737	AM1->IM2,	Calr	Itgav
12166	AT2	IM2	191	0.537365	0.094737	0.094737	AT2->IM2/	Calr	Itgav
12167	AT2_Retnla	IM2	191	0.554404	0.094737	0.094737	AT2_Retnla	Calr	Itgav
12168	Fibroblasts	IM2	191	0.866667	0.094737	0.094737	Fibroblasts-	Calr	Itgav
12169	IM2	IM1	191	0.810526	0.199288	0.199288	IM2->IM1/	Calr	Itgav
12170	IM1	IM1	191	0.740214	0.199288	0.199288	IM1->IM1/	Calr	Itgav
12171	AM3	IM1	191	0.92278	0.199288	0.199288	AM3->IM1,	Calr	Itgav
12172	AM2	IM1	191	0.958785	0.199288	0.199288	AM2->IM1,	Calr	Itgav
12173	AM1	IM1	191	0.890411	0.199288	0.199288	AM1->IM1,	Calr	Itgav
12174	AT2	IM1	191	0.537365	0.199288	0.199288	AT2->IM1/	Calr	Itgav
12175	AT2_Retnla	IM1	191	0.554404	0.199288	0.199288	AT2_Retnla	Calr	Itgav
12176	Fibroblasts	IM1	191	0.866667	0.199288	0.199288	Fibroblasts-	Calr	Itgav
12177	IM2	AM3	191	0.810526	0.208494	0.208494	IM2->AM3,	Calr	Itgav
12178	IM1	AM3	191	0.740214	0.208494	0.208494	IM1->AM3,	Calr	Itgav
12179	AM3	AM3	191	0.92278	0.208494	0.208494	AM3->AM3	Calr	Itgav
12180	AM2	AM3	191	0.958785	0.208494	0.208494	AM2->AM3	Calr	Itgav
12181	AM1	AM3	191	0.890411	0.208494	0.208494	AM1->AM3	Calr	Itgav
12182	AT2	AM3	191	0.537365	0.208494	0.208494	AT2->AM3,	Calr	Itgav
12183	AT2_Retnla	AM3	191	0.554404	0.208494	0.208494	AT2_Retnla	Calr	Itgav
12184	Fibroblasts	AM3	191	0.866667	0.208494	0.208494	Fibroblasts-	Calr	Itgav
12185	IM2	AM2	191	0.810526	0.112798	0.112798	IM2->AM2,	Calr	Itgav
12186	IM1	AM2	191	0.740214	0.112798	0.112798	IM1->AM2,	Calr	Itgav
12187	AM3	AM2	191	0.92278	0.112798	0.112798	AM3->AM2	Calr	Itgav
12188	AM2	AM2	191	0.958785	0.112798	0.112798	AM2->AM2	Calr	Itgav
12189	AM1	AM2	191	0.890411	0.112798	0.112798	AM1->AM2	Calr	Itgav
12190	AT2	AM2	191	0.537365	0.112798	0.112798	AT2->AM2,	Calr	Itgav
12191	AT2_Retnla	AM2	191	0.554404	0.112798	0.112798	AT2_Retnla	Calr	Itgav
12192	Fibroblasts	AM2	191	0.866667	0.112798	0.112798	Fibroblasts-	Calr	Itgav
12193	IM2	AM1	191	0.810526	0.101598	0.101598	IM2->AM1,	Calr	Itgav
12194	IM1	AM1	191	0.740214	0.101598	0.101598	IM1->AM1,	Calr	Itgav
12195	AM3	AM1	191	0.92278	0.101598	0.101598	AM3->AM1	Calr	Itgav
12196	AM2	AM1	191	0.958785	0.101598	0.101598	AM2->AM1	Calr	Itgav
12197	AM1	AM1	191	0.890411	0.101598	0.101598	AM1->AM1	Calr	Itgav
12198	AT2	AM1	191	0.537365	0.101598	0.101598	AT2->AM1,	Calr	Itgav
12199	AT2_Retnla	AM1	191	0.554404	0.101598	0.101598	AT2_Retnla	Calr	Itgav
12200	Fibroblasts	AM1	191	0.866667	0.101598	0.101598	Fibroblasts-	Calr	Itgav
12201	IM2	AT2	191	0.810526	0.14251	0.14251	IM2->AT2/	Calr	Itgav
12202	IM1	AT2	191	0.740214	0.14251	0.14251	IM1->AT2/	Calr	Itgav
12203	AM3	AT2	191	0.92278	0.14251	0.14251	AM3->AT2,	Calr	Itgav
12204	AM2	AT2	191	0.958785	0.14251	0.14251	AM2->AT2,	Calr	Itgav
12205	AM1	AT2	191	0.890411	0.14251	0.14251	AM1->AT2,	Calr	Itgav
12206	AT2	AT2	191	0.537365	0.14251	0.14251	AT2->AT2/	Calr	Itgav
12207	AT2_Retnla	AT2	191	0.554404	0.14251	0.14251	AT2_Retnla	Calr	Itgav
12208	Fibroblasts	AT2	191	0.866667	0.14251	0.14251	Fibroblasts-	Calr	Itgav
12209	IM2	AT2_Retnla	191	0.810526	0.170984	0.170984	IM2->AT2_	Calr	Itgav
12210	IM1	AT2_Retnla	191	0.740214	0.170984	0.170984	IM1->AT2_	Calr	Itgav
12211	AM3	AT2_Retnla	191	0.92278	0.170984	0.170984	AM3->AT2_	Calr	Itgav

12212	AM2	AT2_Retnla	191	0.958785	0.170984	0.170984	AM2->AT2_	Calr	Itgav
12213	AM1	AT2_Retnla	191	0.890411	0.170984	0.170984	AM1->AT2_	Calr	Itgav
12214	AT2	AT2_Retnla	191	0.537365	0.170984	0.170984	AT2->AT2_	Calr	Itgav
12215	AT2_Retnla	AT2_Retnla	191	0.554404	0.170984	0.170984	AT2_Retnla	Calr	Itgav
12216	Fibroblasts	AT2_Retnla	191	0.866667	0.170984	0.170984	Fibroblasts	Calr	Itgav
12217	IM2	Fibroblasts	191	0.810526	0.180952	0.180952	IM2->Fibro	Calr	Itgav
12218	IM1	Fibroblasts	191	0.740214	0.180952	0.180952	IM1->Fibro	Calr	Itgav
12219	AM3	Fibroblasts	191	0.92278	0.180952	0.180952	AM3->Fibr	Calr	Itgav
12220	AM2	Fibroblasts	191	0.958785	0.180952	0.180952	AM2->Fibr	Calr	Itgav
12221	AM1	Fibroblasts	191	0.890411	0.180952	0.180952	AM1->Fibr	Calr	Itgav
12222	AT2	Fibroblasts	191	0.537365	0.180952	0.180952	AT2->Fibro	Calr	Itgav
12223	AT2_Retnla	Fibroblasts	191	0.554404	0.180952	0.180952	AT2_Retnla	Calr	Itgav
12224	Fibroblasts	Fibroblasts	191	0.866667	0.180952	0.180952	Fibroblasts	Calr	Itgav
12225	IM2	IM2	192	0.810526	0.405263	0.405263	IM2->IM2/	Calr	Lrp1
12226	IM1	IM2	192	0.740214	0.405263	0.405263	IM1->IM2/	Calr	Lrp1
12227	AM3	IM2	192	0.92278	0.405263	0.405263	AM3->IM2/	Calr	Lrp1
12228	AM2	IM2	192	0.958785	0.405263	0.405263	AM2->IM2/	Calr	Lrp1
12229	AM1	IM2	192	0.890411	0.405263	0.405263	AM1->IM2/	Calr	Lrp1
12230	AT2	IM2	192	0.537365	0.405263	0.405263	AT2->IM2/	Calr	Lrp1
12231	AT2_Retnla	IM2	192	0.554404	0.405263	0.405263	AT2_Retnla	Calr	Lrp1
12232	Fibroblasts	IM2	192	0.866667	0.405263	0.405263	Fibroblasts	Calr	Lrp1
12233	IM2	IM1	192	0.810526	0.451957	0.451957	IM2->IM1/	Calr	Lrp1
12234	IM1	IM1	192	0.740214	0.451957	0.451957	IM1->IM1/	Calr	Lrp1
12235	AM3	IM1	192	0.92278	0.451957	0.451957	AM3->IM1/	Calr	Lrp1
12236	AM2	IM1	192	0.958785	0.451957	0.451957	AM2->IM1/	Calr	Lrp1
12237	AM1	IM1	192	0.890411	0.451957	0.451957	AM1->IM1/	Calr	Lrp1
12238	AT2	IM1	192	0.537365	0.451957	0.451957	AT2->IM1/	Calr	Lrp1
12239	AT2_Retnla	IM1	192	0.554404	0.451957	0.451957	AT2_Retnla	Calr	Lrp1
12240	Fibroblasts	IM1	192	0.866667	0.451957	0.451957	Fibroblasts	Calr	Lrp1
12241	IM2	AM3	192	0.810526	0.783784	0.783784	IM2->AM3/	Calr	Lrp1
12242	IM1	AM3	192	0.740214	0.783784	0.740214	IM1->AM3/	Calr	Lrp1
12243	AM3	AM3	192	0.92278	0.783784	0.783784	AM3->AM3	Calr	Lrp1
12244	AM2	AM3	192	0.958785	0.783784	0.783784	AM2->AM3	Calr	Lrp1
12245	AM1	AM3	192	0.890411	0.783784	0.783784	AM1->AM3	Calr	Lrp1
12246	AT2	AM3	192	0.537365	0.783784	0.537365	AT2->AM3/	Calr	Lrp1
12247	AT2_Retnla	AM3	192	0.554404	0.783784	0.554404	AT2_Retnla	Calr	Lrp1
12248	Fibroblasts	AM3	192	0.866667	0.783784	0.783784	Fibroblasts	Calr	Lrp1
12249	IM2	AM2	192	0.810526	0.832972	0.810526	IM2->AM2/	Calr	Lrp1
12250	IM1	AM2	192	0.740214	0.832972	0.740214	IM1->AM2/	Calr	Lrp1
12251	AM3	AM2	192	0.92278	0.832972	0.832972	AM3->AM2	Calr	Lrp1
12252	AM2	AM2	192	0.958785	0.832972	0.832972	AM2->AM2	Calr	Lrp1
12253	AM1	AM2	192	0.890411	0.832972	0.832972	AM1->AM2	Calr	Lrp1
12254	AT2	AM2	192	0.537365	0.832972	0.537365	AT2->AM2/	Calr	Lrp1
12255	AT2_Retnla	AM2	192	0.554404	0.832972	0.554404	AT2_Retnla	Calr	Lrp1
12256	Fibroblasts	AM2	192	0.866667	0.832972	0.832972	Fibroblasts	Calr	Lrp1
12257	IM2	AM1	192	0.810526	0.808219	0.808219	IM2->AM1/	Calr	Lrp1
12258	IM1	AM1	192	0.740214	0.808219	0.740214	IM1->AM1/	Calr	Lrp1

12259	AM3	AM1	192	0.92278	0.808219	0.808219	AM3->AM1	Calr	Lrp1
12260	AM2	AM1	192	0.958785	0.808219	0.808219	AM2->AM1	Calr	Lrp1
12261	AM1	AM1	192	0.890411	0.808219	0.808219	AM1->AM1	Calr	Lrp1
12262	AT2	AM1	192	0.537365	0.808219	0.537365	AT2->AM1/	Calr	Lrp1
12263	AT2_Retnla	AM1	192	0.554404	0.808219	0.554404	AT2_Retnla	Calr	Lrp1
12264	Fibroblasts	AM1	192	0.866667	0.808219	0.808219	Fibroblasts-	Calr	Lrp1
12281	IM2	Fibroblasts	192	0.810526	0.809524	0.809524	IM2->Fibro	Calr	Lrp1
12282	IM1	Fibroblasts	192	0.740214	0.809524	0.740214	IM1->Fibro	Calr	Lrp1
12283	AM3	Fibroblasts	192	0.92278	0.809524	0.809524	AM3->Fibr	Calr	Lrp1
12284	AM2	Fibroblasts	192	0.958785	0.809524	0.809524	AM2->Fibr	Calr	Lrp1
12285	AM1	Fibroblasts	192	0.890411	0.809524	0.809524	AM1->Fibr	Calr	Lrp1
12286	AT2	Fibroblasts	192	0.537365	0.809524	0.537365	AT2->Fibro	Calr	Lrp1
12287	AT2_Retnla	Fibroblasts	192	0.554404	0.809524	0.554404	AT2_Retnla	Calr	Lrp1
12288	Fibroblasts	Fibroblasts	192	0.866667	0.809524	0.809524	Fibroblasts-	Calr	Lrp1
12393	IM2	AT2	194	0.810526	0.07056	0.07056	IM2->AT2/	Calr	Scarf1
12394	IM1	AT2	194	0.740214	0.07056	0.07056	IM1->AT2/	Calr	Scarf1
12395	AM3	AT2	194	0.92278	0.07056	0.07056	AM3->AT2/	Calr	Scarf1
12396	AM2	AT2	194	0.958785	0.07056	0.07056	AM2->AT2/	Calr	Scarf1
12397	AM1	AT2	194	0.890411	0.07056	0.07056	AM1->AT2/	Calr	Scarf1
12398	AT2	AT2	194	0.537365	0.07056	0.07056	AT2->AT2/	Calr	Scarf1
12399	AT2_Retnla	AT2	194	0.554404	0.07056	0.07056	AT2_Retnla	Calr	Scarf1
12400	Fibroblasts	AT2	194	0.866667	0.07056	0.07056	Fibroblasts-	Calr	Scarf1
12401	IM2	AT2_Retnla	194	0.810526	0.062176	0.062176	IM2->AT2_	Calr	Scarf1
12402	IM1	AT2_Retnla	194	0.740214	0.062176	0.062176	IM1->AT2_	Calr	Scarf1
12403	AM3	AT2_Retnla	194	0.92278	0.062176	0.062176	AM3->AT2_	Calr	Scarf1
12404	AM2	AT2_Retnla	194	0.958785	0.062176	0.062176	AM2->AT2_	Calr	Scarf1
12405	AM1	AT2_Retnla	194	0.890411	0.062176	0.062176	AM1->AT2_	Calr	Scarf1
12406	AT2	AT2_Retnla	194	0.537365	0.062176	0.062176	AT2->AT2_	Calr	Scarf1
12407	AT2_Retnla	AT2_Retnla	194	0.554404	0.062176	0.062176	AT2_Retnla	Calr	Scarf1
12408	Fibroblasts	AT2_Retnla	194	0.866667	0.062176	0.062176	Fibroblasts-	Calr	Scarf1
14545	IM2	AM3	228	0.084211	0.069498	0.069498	IM2->AM3/	Ccl5	Sdc1
14546	IM1	AM3	228	0.088968	0.069498	0.069498	IM1->AM3/	Ccl5	Sdc1
14547	AM3	AM3	228	0.146718	0.069498	0.069498	AM3->AM3	Ccl5	Sdc1
14548	AM2	AM3	228	0.117137	0.069498	0.069498	AM2->AM3	Ccl5	Sdc1
14549	AM1	AM3	228	0.108447	0.069498	0.069498	AM1->AM3	Ccl5	Sdc1
14550	AT2	AM3	228	0.097671	0.069498	0.069498	AT2->AM3/	Ccl5	Sdc1
14551	AT2_Retnla	AM3	228	0.129534	0.069498	0.069498	AT2_Retnla	Ccl5	Sdc1
14552	Fibroblasts	AM3	228	0.085714	0.069498	0.069498	Fibroblasts-	Ccl5	Sdc1
14569	IM2	AT2	228	0.084211	0.728537	0.084211	IM2->AT2/	Ccl5	Sdc1
14570	IM1	AT2	228	0.088968	0.728537	0.088968	IM1->AT2/	Ccl5	Sdc1
14571	AM3	AT2	228	0.146718	0.728537	0.146718	AM3->AT2/	Ccl5	Sdc1
14572	AM2	AT2	228	0.117137	0.728537	0.117137	AM2->AT2/	Ccl5	Sdc1
14573	AM1	AT2	228	0.108447	0.728537	0.108447	AM1->AT2/	Ccl5	Sdc1
14574	AT2	AT2	228	0.097671	0.728537	0.097671	AT2->AT2/	Ccl5	Sdc1
14575	AT2_Retnla	AT2	228	0.129534	0.728537	0.129534	AT2_Retnla	Ccl5	Sdc1
14576	Fibroblasts	AT2	228	0.085714	0.728537	0.085714	Fibroblasts-	Ccl5	Sdc1
14577	IM2	AT2_Retnla	228	0.084211	0.787565	0.084211	IM2->AT2_	Ccl5	Sdc1

14578	IM1	AT2_Retnla	228	0.088968	0.787565	0.088968	IM1->AT2_	Ccl5	Sdc1
14579	AM3	AT2_Retnla	228	0.146718	0.787565	0.146718	AM3->AT2_	Ccl5	Sdc1
14580	AM2	AT2_Retnla	228	0.117137	0.787565	0.117137	AM2->AT2_	Ccl5	Sdc1
14581	AM1	AT2_Retnla	228	0.108447	0.787565	0.108447	AM1->AT2_	Ccl5	Sdc1
14582	AT2	AT2_Retnla	228	0.097671	0.787565	0.097671	AT2->AT2_	Ccl5	Sdc1
14583	AT2_Retnla	AT2_Retnla	228	0.129534	0.787565	0.129534	AT2_Retnla	Ccl5	Sdc1
14584	Fibroblasts	AT2_Retnla	228	0.085714	0.787565	0.085714	Fibroblasts-	Ccl5	Sdc1
14585	IM2	Fibroblasts	228	0.084211	0.07619	0.07619	IM2->Fibro	Ccl5	Sdc1
14586	IM1	Fibroblasts	228	0.088968	0.07619	0.07619	IM1->Fibro	Ccl5	Sdc1
14587	AM3	Fibroblasts	228	0.146718	0.07619	0.07619	AM3->Fibr	Ccl5	Sdc1
14588	AM2	Fibroblasts	228	0.117137	0.07619	0.07619	AM2->Fibr	Ccl5	Sdc1
14589	AM1	Fibroblasts	228	0.108447	0.07619	0.07619	AM1->Fibr	Ccl5	Sdc1
14590	AT2	Fibroblasts	228	0.097671	0.07619	0.07619	AT2->Fibro	Ccl5	Sdc1
14591	AT2_Retnla	Fibroblasts	228	0.129534	0.07619	0.07619	AT2_Retnla	Ccl5	Sdc1
14592	Fibroblasts	Fibroblasts	228	0.085714	0.07619	0.07619	Fibroblasts-	Ccl5	Sdc1
14593	IM2	IM2	229	0.084211	0.357895	0.084211	IM2->IM2/	Ccl5	Sdc4
14594	IM1	IM2	229	0.088968	0.357895	0.088968	IM1->IM2/	Ccl5	Sdc4
14595	AM3	IM2	229	0.146718	0.357895	0.146718	AM3->IM2/	Ccl5	Sdc4
14596	AM2	IM2	229	0.117137	0.357895	0.117137	AM2->IM2/	Ccl5	Sdc4
14597	AM1	IM2	229	0.108447	0.357895	0.108447	AM1->IM2/	Ccl5	Sdc4
14598	AT2	IM2	229	0.097671	0.357895	0.097671	AT2->IM2/	Ccl5	Sdc4
14599	AT2_Retnla	IM2	229	0.129534	0.357895	0.129534	AT2_Retnla	Ccl5	Sdc4
14600	Fibroblasts	IM2	229	0.085714	0.357895	0.085714	Fibroblasts-	Ccl5	Sdc4
14601	IM2	IM1	229	0.084211	0.27758	0.084211	IM2->IM1/	Ccl5	Sdc4
14602	IM1	IM1	229	0.088968	0.27758	0.088968	IM1->IM1/	Ccl5	Sdc4
14603	AM3	IM1	229	0.146718	0.27758	0.146718	AM3->IM1/	Ccl5	Sdc4
14604	AM2	IM1	229	0.117137	0.27758	0.117137	AM2->IM1/	Ccl5	Sdc4
14605	AM1	IM1	229	0.108447	0.27758	0.108447	AM1->IM1/	Ccl5	Sdc4
14606	AT2	IM1	229	0.097671	0.27758	0.097671	AT2->IM1/	Ccl5	Sdc4
14607	AT2_Retnla	IM1	229	0.129534	0.27758	0.129534	AT2_Retnla	Ccl5	Sdc4
14608	Fibroblasts	IM1	229	0.085714	0.27758	0.085714	Fibroblasts-	Ccl5	Sdc4
14609	IM2	AM3	229	0.084211	0.146718	0.084211	IM2->AM3/	Ccl5	Sdc4
14610	IM1	AM3	229	0.088968	0.146718	0.088968	IM1->AM3/	Ccl5	Sdc4
14611	AM3	AM3	229	0.146718	0.146718	0.146718	AM3->AM3	Ccl5	Sdc4
14612	AM2	AM3	229	0.117137	0.146718	0.117137	AM2->AM3	Ccl5	Sdc4
14613	AM1	AM3	229	0.108447	0.146718	0.108447	AM1->AM3	Ccl5	Sdc4
14614	AT2	AM3	229	0.097671	0.146718	0.097671	AT2->AM3/	Ccl5	Sdc4
14615	AT2_Retnla	AM3	229	0.129534	0.146718	0.129534	AT2_Retnla	Ccl5	Sdc4
14616	Fibroblasts	AM3	229	0.085714	0.146718	0.085714	Fibroblasts-	Ccl5	Sdc4
14633	IM2	AT2	229	0.084211	0.89642	0.084211	IM2->AT2/	Ccl5	Sdc4
14634	IM1	AT2	229	0.088968	0.89642	0.088968	IM1->AT2/	Ccl5	Sdc4
14635	AM3	AT2	229	0.146718	0.89642	0.146718	AM3->AT2/	Ccl5	Sdc4
14636	AM2	AT2	229	0.117137	0.89642	0.117137	AM2->AT2/	Ccl5	Sdc4
14637	AM1	AT2	229	0.108447	0.89642	0.108447	AM1->AT2/	Ccl5	Sdc4
14638	AT2	AT2	229	0.097671	0.89642	0.097671	AT2->AT2/	Ccl5	Sdc4
14639	AT2_Retnla	AT2	229	0.129534	0.89642	0.129534	AT2_Retnla	Ccl5	Sdc4
14640	Fibroblasts	AT2	229	0.085714	0.89642	0.085714	Fibroblasts-	Ccl5	Sdc4

14641	IM2	AT2_Retnla	229	0.084211	0.927461	0.084211	IM2->AT2_	Ccl5	Sdc4
14642	IM1	AT2_Retnla	229	0.088968	0.927461	0.088968	IM1->AT2_	Ccl5	Sdc4
14643	AM3	AT2_Retnla	229	0.146718	0.927461	0.146718	AM3->AT2_	Ccl5	Sdc4
14644	AM2	AT2_Retnla	229	0.117137	0.927461	0.117137	AM2->AT2_	Ccl5	Sdc4
14645	AM1	AT2_Retnla	229	0.108447	0.927461	0.108447	AM1->AT2_	Ccl5	Sdc4
14646	AT2	AT2_Retnla	229	0.097671	0.927461	0.097671	AT2->AT2_	Ccl5	Sdc4
14647	AT2_Retnla	AT2_Retnla	229	0.129534	0.927461	0.129534	AT2_Retnla	Ccl5	Sdc4
14648	Fibroblasts	AT2_Retnla	229	0.085714	0.927461	0.085714	Fibroblasts	Ccl5	Sdc4
14649	IM2	Fibroblasts	229	0.084211	0.552381	0.084211	IM2->Fibro	Ccl5	Sdc4
14650	IM1	Fibroblasts	229	0.088968	0.552381	0.088968	IM1->Fibro	Ccl5	Sdc4
14651	AM3	Fibroblasts	229	0.146718	0.552381	0.146718	AM3->Fibr	Ccl5	Sdc4
14652	AM2	Fibroblasts	229	0.117137	0.552381	0.117137	AM2->Fibr	Ccl5	Sdc4
14653	AM1	Fibroblasts	229	0.108447	0.552381	0.108447	AM1->Fibr	Ccl5	Sdc4
14654	AT2	Fibroblasts	229	0.097671	0.552381	0.097671	AT2->Fibro	Ccl5	Sdc4
14655	AT2_Retnla	Fibroblasts	229	0.129534	0.552381	0.129534	AT2_Retnla	Ccl5	Sdc4
14656	Fibroblasts	Fibroblasts	229	0.085714	0.552381	0.085714	Fibroblasts	Ccl5	Sdc4
14977	IM2	IM2	235	0.447368	0.147368	0.147368	IM2->IM2/	Cd14	Itga4
14978	IM1	IM2	235	0.530249	0.147368	0.147368	IM1->IM2/	Cd14	Itga4
14979	AM3	IM2	235	0.208494	0.147368	0.147368	AM3->IM2/	Cd14	Itga4
14980	AM2	IM2	235	0.184382	0.147368	0.147368	AM2->IM2/	Cd14	Itga4
14981	AM1	IM2	235	0.152968	0.147368	0.147368	AM1->IM2/	Cd14	Itga4
14982	AT2	IM2	235	0.176225	0.147368	0.147368	AT2->IM2/	Cd14	Itga4
14983	AT2_Retnla	IM2	235	0.404145	0.147368	0.147368	AT2_Retnla	Cd14	Itga4
14985	IM2	IM1	235	0.447368	0.209964	0.209964	IM2->IM1/	Cd14	Itga4
14986	IM1	IM1	235	0.530249	0.209964	0.209964	IM1->IM1/	Cd14	Itga4
14987	AM3	IM1	235	0.208494	0.209964	0.208494	AM3->IM1/	Cd14	Itga4
14988	AM2	IM1	235	0.184382	0.209964	0.184382	AM2->IM1/	Cd14	Itga4
14989	AM1	IM1	235	0.152968	0.209964	0.152968	AM1->IM1/	Cd14	Itga4
14990	AT2	IM1	235	0.176225	0.209964	0.176225	AT2->IM1/	Cd14	Itga4
14991	AT2_Retnla	IM1	235	0.404145	0.209964	0.209964	AT2_Retnla	Cd14	Itga4
14993	IM2	AM3	235	0.447368	0.146718	0.146718	IM2->AM3/	Cd14	Itga4
14994	IM1	AM3	235	0.530249	0.146718	0.146718	IM1->AM3/	Cd14	Itga4
14995	AM3	AM3	235	0.208494	0.146718	0.146718	AM3->AM3	Cd14	Itga4
14996	AM2	AM3	235	0.184382	0.146718	0.146718	AM2->AM3	Cd14	Itga4
14997	AM1	AM3	235	0.152968	0.146718	0.146718	AM1->AM3	Cd14	Itga4
14998	AT2	AM3	235	0.176225	0.146718	0.146718	AT2->AM3/	Cd14	Itga4
14999	AT2_Retnla	AM3	235	0.404145	0.146718	0.146718	AT2_Retnla	Cd14	Itga4
15001	IM2	AM2	235	0.447368	0.121475	0.121475	IM2->AM2/	Cd14	Itga4
15002	IM1	AM2	235	0.530249	0.121475	0.121475	IM1->AM2/	Cd14	Itga4
15003	AM3	AM2	235	0.208494	0.121475	0.121475	AM3->AM2	Cd14	Itga4
15004	AM2	AM2	235	0.184382	0.121475	0.121475	AM2->AM2	Cd14	Itga4
15005	AM1	AM2	235	0.152968	0.121475	0.121475	AM1->AM2	Cd14	Itga4
15006	AT2	AM2	235	0.176225	0.121475	0.121475	AT2->AM2/	Cd14	Itga4
15007	AT2_Retnla	AM2	235	0.404145	0.121475	0.121475	AT2_Retnla	Cd14	Itga4
15009	IM2	AM1	235	0.447368	0.184932	0.184932	IM2->AM1/	Cd14	Itga4
15010	IM1	AM1	235	0.530249	0.184932	0.184932	IM1->AM1/	Cd14	Itga4
15011	AM3	AM1	235	0.208494	0.184932	0.184932	AM3->AM1	Cd14	Itga4

15012	AM2	AM1	235	0.184382	0.184932	0.184382	AM2->AM1	Cd14	Itga4
15013	AM1	AM1	235	0.152968	0.184932	0.152968	AM1->AM1	Cd14	Itga4
15014	AT2	AM1	235	0.176225	0.184932	0.176225	AT2->AM1/	Cd14	Itga4
15015	AT2_Retnla	AM1	235	0.404145	0.184932	0.184932	AT2_Retnla	Cd14	Itga4
15033	IM2	Fibroblasts	235	0.447368	0.095238	0.095238	IM2->Fibro	Cd14	Itga4
15034	IM1	Fibroblasts	235	0.530249	0.095238	0.095238	IM1->Fibro	Cd14	Itga4
15035	AM3	Fibroblasts	235	0.208494	0.095238	0.095238	AM3->Fibr	Cd14	Itga4
15036	AM2	Fibroblasts	235	0.184382	0.095238	0.095238	AM2->Fibr	Cd14	Itga4
15037	AM1	Fibroblasts	235	0.152968	0.095238	0.095238	AM1->Fibr	Cd14	Itga4
15038	AT2	Fibroblasts	235	0.176225	0.095238	0.095238	AT2->Fibrol	Cd14	Itga4
15039	AT2_Retnla	Fibroblasts	235	0.404145	0.095238	0.095238	AT2_Retnla	Cd14	Itga4
15041	IM2	IM2	236	0.447368	0.321053	0.321053	IM2->IM2/	Cd14	Itgb1
15042	IM1	IM2	236	0.530249	0.321053	0.321053	IM1->IM2/	Cd14	Itgb1
15043	AM3	IM2	236	0.208494	0.321053	0.208494	AM3->IM2,	Cd14	Itgb1
15044	AM2	IM2	236	0.184382	0.321053	0.184382	AM2->IM2,	Cd14	Itgb1
15045	AM1	IM2	236	0.152968	0.321053	0.152968	AM1->IM2,	Cd14	Itgb1
15046	AT2	IM2	236	0.176225	0.321053	0.176225	AT2->IM2/	Cd14	Itgb1
15047	AT2_Retnla	IM2	236	0.404145	0.321053	0.321053	AT2_Retnla	Cd14	Itgb1
15049	IM2	IM1	236	0.447368	0.377224	0.377224	IM2->IM1/	Cd14	Itgb1
15050	IM1	IM1	236	0.530249	0.377224	0.377224	IM1->IM1/	Cd14	Itgb1
15051	AM3	IM1	236	0.208494	0.377224	0.208494	AM3->IM1,	Cd14	Itgb1
15052	AM2	IM1	236	0.184382	0.377224	0.184382	AM2->IM1,	Cd14	Itgb1
15053	AM1	IM1	236	0.152968	0.377224	0.152968	AM1->IM1,	Cd14	Itgb1
15054	AT2	IM1	236	0.176225	0.377224	0.176225	AT2->IM1/	Cd14	Itgb1
15055	AT2_Retnla	IM1	236	0.404145	0.377224	0.377224	AT2_Retnla	Cd14	Itgb1
15057	IM2	AM3	236	0.447368	0.633205	0.447368	IM2->AM3,	Cd14	Itgb1
15058	IM1	AM3	236	0.530249	0.633205	0.530249	IM1->AM3,	Cd14	Itgb1
15059	AM3	AM3	236	0.208494	0.633205	0.208494	AM3->AM3	Cd14	Itgb1
15060	AM2	AM3	236	0.184382	0.633205	0.184382	AM2->AM3	Cd14	Itgb1
15061	AM1	AM3	236	0.152968	0.633205	0.152968	AM1->AM3	Cd14	Itgb1
15062	AT2	AM3	236	0.176225	0.633205	0.176225	AT2->AM3,	Cd14	Itgb1
15063	AT2_Retnla	AM3	236	0.404145	0.633205	0.404145	AT2_Retnla	Cd14	Itgb1
15065	IM2	AM2	236	0.447368	0.572668	0.447368	IM2->AM2,	Cd14	Itgb1
15066	IM1	AM2	236	0.530249	0.572668	0.530249	IM1->AM2,	Cd14	Itgb1
15067	AM3	AM2	236	0.208494	0.572668	0.208494	AM3->AM2	Cd14	Itgb1
15068	AM2	AM2	236	0.184382	0.572668	0.184382	AM2->AM2	Cd14	Itgb1
15069	AM1	AM2	236	0.152968	0.572668	0.152968	AM1->AM2	Cd14	Itgb1
15070	AT2	AM2	236	0.176225	0.572668	0.176225	AT2->AM2,	Cd14	Itgb1
15071	AT2_Retnla	AM2	236	0.404145	0.572668	0.404145	AT2_Retnla	Cd14	Itgb1
15073	IM2	AM1	236	0.447368	0.509132	0.447368	IM2->AM1,	Cd14	Itgb1
15074	IM1	AM1	236	0.530249	0.509132	0.509132	IM1->AM1,	Cd14	Itgb1
15075	AM3	AM1	236	0.208494	0.509132	0.208494	AM3->AM1	Cd14	Itgb1
15076	AM2	AM1	236	0.184382	0.509132	0.184382	AM2->AM1	Cd14	Itgb1
15077	AM1	AM1	236	0.152968	0.509132	0.152968	AM1->AM1	Cd14	Itgb1
15078	AT2	AM1	236	0.176225	0.509132	0.176225	AT2->AM1/	Cd14	Itgb1
15079	AT2_Retnla	AM1	236	0.404145	0.509132	0.404145	AT2_Retnla	Cd14	Itgb1
15081	IM2	AT2	236	0.447368	0.421967	0.421967	IM2->AT2/	Cd14	Itgb1

15082	IM1	AT2	236	0.530249	0.421967	0.421967	IM1->AT2/	Cd14	Itgb1
15083	AM3	AT2	236	0.208494	0.421967	0.208494	AM3->AT2/	Cd14	Itgb1
15084	AM2	AT2	236	0.184382	0.421967	0.184382	AM2->AT2/	Cd14	Itgb1
15085	AM1	AT2	236	0.152968	0.421967	0.152968	AM1->AT2/	Cd14	Itgb1
15086	AT2	AT2	236	0.176225	0.421967	0.176225	AT2->AT2/	Cd14	Itgb1
15087	AT2_Retnla	AT2	236	0.404145	0.421967	0.404145	AT2_Retnla	Cd14	Itgb1
15089	IM2	AT2_Retnla	236	0.447368	0.430052	0.430052	IM2->AT2_	Cd14	Itgb1
15090	IM1	AT2_Retnla	236	0.530249	0.430052	0.430052	IM1->AT2_	Cd14	Itgb1
15091	AM3	AT2_Retnla	236	0.208494	0.430052	0.208494	AM3->AT2_	Cd14	Itgb1
15092	AM2	AT2_Retnla	236	0.184382	0.430052	0.184382	AM2->AT2_	Cd14	Itgb1
15093	AM1	AT2_Retnla	236	0.152968	0.430052	0.152968	AM1->AT2_	Cd14	Itgb1
15094	AT2	AT2_Retnla	236	0.176225	0.430052	0.176225	AT2->AT2_	Cd14	Itgb1
15095	AT2_Retnla	AT2_Retnla	236	0.404145	0.430052	0.404145	AT2_Retnla	Cd14	Itgb1
15097	IM2	Fibroblasts	236	0.447368	0.666667	0.447368	IM2->Fibro	Cd14	Itgb1
15098	IM1	Fibroblasts	236	0.530249	0.666667	0.530249	IM1->Fibro	Cd14	Itgb1
15099	AM3	Fibroblasts	236	0.208494	0.666667	0.208494	AM3->Fibr	Cd14	Itgb1
15100	AM2	Fibroblasts	236	0.184382	0.666667	0.184382	AM2->Fibr	Cd14	Itgb1
15101	AM1	Fibroblasts	236	0.152968	0.666667	0.152968	AM1->Fibr	Cd14	Itgb1
15102	AT2	Fibroblasts	236	0.176225	0.666667	0.176225	AT2->Fibro	Cd14	Itgb1
15103	AT2_Retnla	Fibroblasts	236	0.404145	0.666667	0.404145	AT2_Retnla	Cd14	Itgb1
15176	Fibroblasts	IM2	238	0.438095	0.063158	0.063158	Fibroblasts-	Cd34	Sell
15192	Fibroblasts	AM3	238	0.438095	0.057915	0.057915	Fibroblasts-	Cd34	Sell
15232	Fibroblasts	Fibroblasts	238	0.438095	0.12381	0.12381	Fibroblasts-	Cd34	Sell
15739	AM3	Fibroblasts	246	0.413127	0.180952	0.180952	AM3->Fibr	Cdh1	Egfr
15740	AM2	Fibroblasts	246	0.355748	0.180952	0.180952	AM2->Fibr	Cdh1	Egfr
15741	AM1	Fibroblasts	246	0.157534	0.180952	0.157534	AM1->Fibr	Cdh1	Egfr
15742	AT2	Fibroblasts	246	0.675009	0.180952	0.180952	AT2->Fibro	Cdh1	Egfr
15743	AT2_Retnla	Fibroblasts	246	0.720207	0.180952	0.180952	AT2_Retnla	Cdh1	Egfr
15744	Fibroblasts	Fibroblasts	246	0.057143	0.180952	0.057143	Fibroblasts-	Cdh1	Egfr
15787	AM3	AT2	247	0.413127	0.206813	0.206813	AM3->AT2/	Cdh1	Erbb3
15788	AM2	AT2	247	0.355748	0.206813	0.206813	AM2->AT2/	Cdh1	Erbb3
15789	AM1	AT2	247	0.157534	0.206813	0.157534	AM1->AT2/	Cdh1	Erbb3
15790	AT2	AT2	247	0.675009	0.206813	0.206813	AT2->AT2/	Cdh1	Erbb3
15791	AT2_Retnla	AT2	247	0.720207	0.206813	0.206813	AT2_Retnla	Cdh1	Erbb3
15792	Fibroblasts	AT2	247	0.057143	0.206813	0.057143	Fibroblasts-	Cdh1	Erbb3
15795	AM3	AT2_Retnla	247	0.413127	0.227979	0.227979	AM3->AT2_	Cdh1	Erbb3
15796	AM2	AT2_Retnla	247	0.355748	0.227979	0.227979	AM2->AT2_	Cdh1	Erbb3
15797	AM1	AT2_Retnla	247	0.157534	0.227979	0.157534	AM1->AT2_	Cdh1	Erbb3
15798	AT2	AT2_Retnla	247	0.675009	0.227979	0.227979	AT2->AT2_	Cdh1	Erbb3
15799	AT2_Retnla	AT2_Retnla	247	0.720207	0.227979	0.227979	AT2_Retnla	Cdh1	Erbb3
15800	Fibroblasts	AT2_Retnla	247	0.057143	0.227979	0.057143	Fibroblasts-	Cdh1	Erbb3
15811	AM3	IM2	248	0.413127	0.142105	0.142105	AM3->IM2/	Cdh1	Igf1r
15812	AM2	IM2	248	0.355748	0.142105	0.142105	AM2->IM2/	Cdh1	Igf1r
15813	AM1	IM2	248	0.157534	0.142105	0.142105	AM1->IM2/	Cdh1	Igf1r
15814	AT2	IM2	248	0.675009	0.142105	0.142105	AT2->IM2/	Cdh1	Igf1r
15815	AT2_Retnla	IM2	248	0.720207	0.142105	0.142105	AT2_Retnla	Cdh1	Igf1r
15816	Fibroblasts	IM2	248	0.057143	0.142105	0.057143	Fibroblasts-	Cdh1	Igf1r

15819	AM3	IM1	248	0.413127	0.074733	0.074733	AM3->IM1,	Cdh1	Igf1r
15820	AM2	IM1	248	0.355748	0.074733	0.074733	AM2->IM1,	Cdh1	Igf1r
15821	AM1	IM1	248	0.157534	0.074733	0.074733	AM1->IM1,	Cdh1	Igf1r
15822	AT2	IM1	248	0.675009	0.074733	0.074733	AT2->IM1/	Cdh1	Igf1r
15823	AT2_Retnla	IM1	248	0.720207	0.074733	0.074733	AT2_Retnla	Cdh1	Igf1r
15824	Fibroblasts	IM1	248	0.057143	0.074733	0.057143	Fibroblasts-	Cdh1	Igf1r
15859	AM3	AT2_Retnla	248	0.413127	0.051813	0.051813	AM3->AT2_	Cdh1	Igf1r
15860	AM2	AT2_Retnla	248	0.355748	0.051813	0.051813	AM2->AT2_	Cdh1	Igf1r
15861	AM1	AT2_Retnla	248	0.157534	0.051813	0.051813	AM1->AT2_	Cdh1	Igf1r
15862	AT2	AT2_Retnla	248	0.675009	0.051813	0.051813	AT2->AT2_	Cdh1	Igf1r
15863	AT2_Retnla	AT2_Retnla	248	0.720207	0.051813	0.051813	AT2_Retnla	Cdh1	Igf1r
15864	Fibroblasts	AT2_Retnla	248	0.057143	0.051813	0.051813	Fibroblasts-	Cdh1	Igf1r
15867	AM3	Fibroblasts	248	0.413127	0.304762	0.304762	AM3->Fibr	Cdh1	Igf1r
15868	AM2	Fibroblasts	248	0.355748	0.304762	0.304762	AM2->Fibr	Cdh1	Igf1r
15869	AM1	Fibroblasts	248	0.157534	0.304762	0.157534	AM1->Fibr	Cdh1	Igf1r
15870	AT2	Fibroblasts	248	0.675009	0.304762	0.304762	AT2->Fibro	Cdh1	Igf1r
15871	AT2_Retnla	Fibroblasts	248	0.720207	0.304762	0.304762	AT2_Retnla	Cdh1	Igf1r
15872	Fibroblasts	Fibroblasts	248	0.057143	0.304762	0.057143	Fibroblasts-	Cdh1	Igf1r
15947	AM3	IM1	250	0.413127	0.05694	0.05694	AM3->IM1,	Cdh1	Itgb7
15948	AM2	IM1	250	0.355748	0.05694	0.05694	AM2->IM1,	Cdh1	Itgb7
15949	AM1	IM1	250	0.157534	0.05694	0.05694	AM1->IM1,	Cdh1	Itgb7
15950	AT2	IM1	250	0.675009	0.05694	0.05694	AT2->IM1/	Cdh1	Itgb7
15951	AT2_Retnla	IM1	250	0.720207	0.05694	0.05694	AT2_Retnla	Cdh1	Itgb7
15952	Fibroblasts	IM1	250	0.057143	0.05694	0.05694	Fibroblasts-	Cdh1	Itgb7
15995	AM3	Fibroblasts	250	0.413127	0.085714	0.085714	AM3->Fibr	Cdh1	Itgb7
15996	AM2	Fibroblasts	250	0.355748	0.085714	0.085714	AM2->Fibr	Cdh1	Itgb7
15997	AM1	Fibroblasts	250	0.157534	0.085714	0.085714	AM1->Fibr	Cdh1	Itgb7
15998	AT2	Fibroblasts	250	0.675009	0.085714	0.085714	AT2->Fibro	Cdh1	Itgb7
15999	AT2_Retnla	Fibroblasts	250	0.720207	0.085714	0.085714	AT2_Retnla	Cdh1	Itgb7
16000	Fibroblasts	Fibroblasts	250	0.057143	0.085714	0.057143	Fibroblasts-	Cdh1	Itgb7
16107	AM3	AT2	252	0.413127	0.137296	0.137296	AM3->AT2/	Cdh1	Lrp5
16108	AM2	AT2	252	0.355748	0.137296	0.137296	AM2->AT2/	Cdh1	Lrp5
16109	AM1	AT2	252	0.157534	0.137296	0.137296	AM1->AT2/	Cdh1	Lrp5
16110	AT2	AT2	252	0.675009	0.137296	0.137296	AT2->AT2/	Cdh1	Lrp5
16111	AT2_Retnla	AT2	252	0.720207	0.137296	0.137296	AT2_Retnla	Cdh1	Lrp5
16112	Fibroblasts	AT2	252	0.057143	0.137296	0.057143	Fibroblasts-	Cdh1	Lrp5
16115	AM3	AT2_Retnla	252	0.413127	0.139896	0.139896	AM3->AT2_	Cdh1	Lrp5
16116	AM2	AT2_Retnla	252	0.355748	0.139896	0.139896	AM2->AT2_	Cdh1	Lrp5
16117	AM1	AT2_Retnla	252	0.157534	0.139896	0.139896	AM1->AT2_	Cdh1	Lrp5
16118	AT2	AT2_Retnla	252	0.675009	0.139896	0.139896	AT2->AT2_	Cdh1	Lrp5
16119	AT2_Retnla	AT2_Retnla	252	0.720207	0.139896	0.139896	AT2_Retnla	Cdh1	Lrp5
16120	Fibroblasts	AT2_Retnla	252	0.057143	0.139896	0.057143	Fibroblasts-	Cdh1	Lrp5
16123	AM3	Fibroblasts	252	0.413127	0.12381	0.12381	AM3->Fibr	Cdh1	Lrp5
16124	AM2	Fibroblasts	252	0.355748	0.12381	0.12381	AM2->Fibr	Cdh1	Lrp5
16125	AM1	Fibroblasts	252	0.157534	0.12381	0.12381	AM1->Fibr	Cdh1	Lrp5
16126	AT2	Fibroblasts	252	0.675009	0.12381	0.12381	AT2->Fibro	Cdh1	Lrp5
16127	AT2_Retnla	Fibroblasts	252	0.720207	0.12381	0.12381	AT2_Retnla	Cdh1	Lrp5

16128	Fibroblasts	Fibroblasts	252	0.057143	0.12381	0.057143	Fibroblasts·	Cdh1	Lrp5
16171	AM3	AT2	253	0.413127	0.870699	0.413127	AM3->AT2/	Cdh1	Ptprf
16172	AM2	AT2	253	0.355748	0.870699	0.355748	AM2->AT2/	Cdh1	Ptprf
16173	AM1	AT2	253	0.157534	0.870699	0.157534	AM1->AT2/	Cdh1	Ptprf
16174	AT2	AT2	253	0.675009	0.870699	0.675009	AT2->AT2/	Cdh1	Ptprf
16175	AT2_Retnla	AT2	253	0.720207	0.870699	0.720207	AT2_Retnla	Cdh1	Ptprf
16176	Fibroblasts	AT2	253	0.057143	0.870699	0.057143	Fibroblasts·	Cdh1	Ptprf
16179	AM3	AT2_Retnla	253	0.413127	0.901554	0.413127	AM3->AT2_	Cdh1	Ptprf
16180	AM2	AT2_Retnla	253	0.355748	0.901554	0.355748	AM2->AT2_	Cdh1	Ptprf
16181	AM1	AT2_Retnla	253	0.157534	0.901554	0.157534	AM1->AT2_	Cdh1	Ptprf
16182	AT2	AT2_Retnla	253	0.675009	0.901554	0.675009	AT2->AT2_	Cdh1	Ptprf
16183	AT2_Retnla	AT2_Retnla	253	0.720207	0.901554	0.720207	AT2_Retnla	Cdh1	Ptprf
16184	Fibroblasts	AT2_Retnla	253	0.057143	0.901554	0.057143	Fibroblasts·	Cdh1	Ptprf
16235	AM3	AT2	254	0.413127	0.159194	0.159194	AM3->AT2/	Cdh1	Ptprm
16236	AM2	AT2	254	0.355748	0.159194	0.159194	AM2->AT2/	Cdh1	Ptprm
16237	AM1	AT2	254	0.157534	0.159194	0.157534	AM1->AT2/	Cdh1	Ptprm
16238	AT2	AT2	254	0.675009	0.159194	0.159194	AT2->AT2/	Cdh1	Ptprm
16239	AT2_Retnla	AT2	254	0.720207	0.159194	0.159194	AT2_Retnla	Cdh1	Ptprm
16240	Fibroblasts	AT2	254	0.057143	0.159194	0.057143	Fibroblasts·	Cdh1	Ptprm
16243	AM3	AT2_Retnla	254	0.413127	0.202073	0.202073	AM3->AT2_	Cdh1	Ptprm
16244	AM2	AT2_Retnla	254	0.355748	0.202073	0.202073	AM2->AT2_	Cdh1	Ptprm
16245	AM1	AT2_Retnla	254	0.157534	0.202073	0.157534	AM1->AT2_	Cdh1	Ptprm
16246	AT2	AT2_Retnla	254	0.675009	0.202073	0.202073	AT2->AT2_	Cdh1	Ptprm
16247	AT2_Retnla	AT2_Retnla	254	0.720207	0.202073	0.202073	AT2_Retnla	Cdh1	Ptprm
16248	Fibroblasts	AT2_Retnla	254	0.057143	0.202073	0.057143	Fibroblasts·	Cdh1	Ptprm
16262	AT2	IM2	255	0.157108	0.105263	0.105263	AT2->IM2/	Cgn	F11r
16263	AT2_Retnla	IM2	255	0.15544	0.105263	0.105263	AT2_Retnla	Cgn	F11r
16270	AT2	IM1	255	0.157108	0.341637	0.157108	AT2->IM1/	Cgn	F11r
16271	AT2_Retnla	IM1	255	0.15544	0.341637	0.15544	AT2_Retnla	Cgn	F11r
16278	AT2	AM3	255	0.157108	0.409266	0.157108	AT2->AM3/	Cgn	F11r
16279	AT2_Retnla	AM3	255	0.15544	0.409266	0.15544	AT2_Retnla	Cgn	F11r
16286	AT2	AM2	255	0.157108	0.544469	0.157108	AT2->AM2/	Cgn	F11r
16287	AT2_Retnla	AM2	255	0.15544	0.544469	0.15544	AT2_Retnla	Cgn	F11r
16294	AT2	AM1	255	0.157108	0.522831	0.157108	AT2->AM1/	Cgn	F11r
16295	AT2_Retnla	AM1	255	0.15544	0.522831	0.15544	AT2_Retnla	Cgn	F11r
16302	AT2	AT2	255	0.157108	0.383733	0.157108	AT2->AT2/	Cgn	F11r
16303	AT2_Retnla	AT2	255	0.15544	0.383733	0.15544	AT2_Retnla	Cgn	F11r
16310	AT2	AT2_Retnla	255	0.157108	0.373057	0.157108	AT2->AT2_	Cgn	F11r
16311	AT2_Retnla	AT2_Retnla	255	0.15544	0.373057	0.15544	AT2_Retnla	Cgn	F11r
16318	AT2	Fibroblasts	255	0.157108	0.095238	0.095238	AT2->Fibro	Cgn	F11r
16319	AT2_Retnla	Fibroblasts	255	0.15544	0.095238	0.095238	AT2_Retnla	Cgn	F11r
16358	AT2	AM1	256	0.157108	0.05137	0.05137	AT2->AM1/	Cgn	Ocln
16359	AT2_Retnla	AM1	256	0.15544	0.05137	0.05137	AT2_Retnla	Cgn	Ocln
16366	AT2	AT2	256	0.157108	0.085158	0.085158	AT2->AT2/	Cgn	Ocln
16367	AT2_Retnla	AT2	256	0.15544	0.085158	0.085158	AT2_Retnla	Cgn	Ocln
16374	AT2	AT2_Retnla	256	0.157108	0.07772	0.07772	AT2->AT2_	Cgn	Ocln
16375	AT2_Retnla	AT2_Retnla	256	0.15544	0.07772	0.07772	AT2_Retnla	Cgn	Ocln

16390	AT2	IM2	257	0.157108	0.236842	0.157108	AT2->IM2/	Cgn	Tgfbr1
16391	AT2_Retnla	IM2	257	0.15544	0.236842	0.15544	AT2_Retnla	Cgn	Tgfbr1
16398	AT2	IM1	257	0.157108	0.565836	0.157108	AT2->IM1/	Cgn	Tgfbr1
16399	AT2_Retnla	IM1	257	0.15544	0.565836	0.15544	AT2_Retnla	Cgn	Tgfbr1
16406	AT2	AM3	257	0.157108	0.432432	0.157108	AT2->AM3/	Cgn	Tgfbr1
16407	AT2_Retnla	AM3	257	0.15544	0.432432	0.15544	AT2_Retnla	Cgn	Tgfbr1
16414	AT2	AM2	257	0.157108	0.477223	0.157108	AT2->AM2/	Cgn	Tgfbr1
16415	AT2_Retnla	AM2	257	0.15544	0.477223	0.15544	AT2_Retnla	Cgn	Tgfbr1
16422	AT2	AM1	257	0.157108	0.461187	0.157108	AT2->AM1/	Cgn	Tgfbr1
16423	AT2_Retnla	AM1	257	0.15544	0.461187	0.15544	AT2_Retnla	Cgn	Tgfbr1
16430	AT2	AT2	257	0.157108	0.101495	0.101495	AT2->AT2/	Cgn	Tgfbr1
16431	AT2_Retnla	AT2	257	0.15544	0.101495	0.101495	AT2_Retnla	Cgn	Tgfbr1
16438	AT2	AT2_Retnla	257	0.157108	0.119171	0.119171	AT2->AT2_	Cgn	Tgfbr1
16439	AT2_Retnla	AT2_Retnla	257	0.15544	0.119171	0.119171	AT2_Retnla	Cgn	Tgfbr1
16446	AT2	Fibroblasts	257	0.157108	0.142857	0.142857	AT2->Fibro	Cgn	Tgfbr1
16447	AT2_Retnla	Fibroblasts	257	0.15544	0.142857	0.142857	AT2_Retnla	Cgn	Tgfbr1
16454	AT2	IM2	258	0.157108	0.584211	0.157108	AT2->IM2/	Cgn	Tgfbr2
16455	AT2_Retnla	IM2	258	0.15544	0.584211	0.15544	AT2_Retnla	Cgn	Tgfbr2
16462	AT2	IM1	258	0.157108	0.284698	0.157108	AT2->IM1/	Cgn	Tgfbr2
16463	AT2_Retnla	IM1	258	0.15544	0.284698	0.15544	AT2_Retnla	Cgn	Tgfbr2
16470	AT2	AM3	258	0.157108	0.521236	0.157108	AT2->AM3/	Cgn	Tgfbr2
16471	AT2_Retnla	AM3	258	0.15544	0.521236	0.15544	AT2_Retnla	Cgn	Tgfbr2
16478	AT2	AM2	258	0.157108	0.698482	0.157108	AT2->AM2/	Cgn	Tgfbr2
16479	AT2_Retnla	AM2	258	0.15544	0.698482	0.15544	AT2_Retnla	Cgn	Tgfbr2
16486	AT2	AM1	258	0.157108	0.565068	0.157108	AT2->AM1/	Cgn	Tgfbr2
16487	AT2_Retnla	AM1	258	0.15544	0.565068	0.15544	AT2_Retnla	Cgn	Tgfbr2
16494	AT2	AT2	258	0.157108	0.189433	0.157108	AT2->AT2/	Cgn	Tgfbr2
16495	AT2_Retnla	AT2	258	0.15544	0.189433	0.15544	AT2_Retnla	Cgn	Tgfbr2
16502	AT2	AT2_Retnla	258	0.157108	0.196891	0.157108	AT2->AT2_	Cgn	Tgfbr2
16503	AT2_Retnla	AT2_Retnla	258	0.15544	0.196891	0.15544	AT2_Retnla	Cgn	Tgfbr2
16510	AT2	Fibroblasts	258	0.157108	0.657143	0.157108	AT2->Fibro	Cgn	Tgfbr2
16511	AT2_Retnla	Fibroblasts	258	0.15544	0.657143	0.15544	AT2_Retnla	Cgn	Tgfbr2
17153	IM2	IM2	269	0.152632	0.284211	0.152632	IM2->IM2/	Col14a1	Cd44
17154	IM1	IM2	269	0.323843	0.284211	0.284211	IM1->IM2/	Col14a1	Cd44
17159	AT2_Retnla	IM2	269	0.186528	0.284211	0.186528	AT2_Retnla	Col14a1	Cd44
17160	Fibroblasts	IM2	269	0.485714	0.284211	0.284211	Fibroblasts-	Col14a1	Cd44
17161	IM2	IM1	269	0.152632	0.462633	0.152632	IM2->IM1/	Col14a1	Cd44
17162	IM1	IM1	269	0.323843	0.462633	0.323843	IM1->IM1/	Col14a1	Cd44
17167	AT2_Retnla	IM1	269	0.186528	0.462633	0.186528	AT2_Retnla	Col14a1	Cd44
17168	Fibroblasts	IM1	269	0.485714	0.462633	0.462633	Fibroblasts-	Col14a1	Cd44
17169	IM2	AM3	269	0.152632	0.957529	0.152632	IM2->AM3/	Col14a1	Cd44
17170	IM1	AM3	269	0.323843	0.957529	0.323843	IM1->AM3/	Col14a1	Cd44
17175	AT2_Retnla	AM3	269	0.186528	0.957529	0.186528	AT2_Retnla	Col14a1	Cd44
17176	Fibroblasts	AM3	269	0.485714	0.957529	0.485714	Fibroblasts-	Col14a1	Cd44
17177	IM2	AM2	269	0.152632	0.980477	0.152632	IM2->AM2/	Col14a1	Cd44
17178	IM1	AM2	269	0.323843	0.980477	0.323843	IM1->AM2/	Col14a1	Cd44
17183	AT2_Retnla	AM2	269	0.186528	0.980477	0.186528	AT2_Retnla	Col14a1	Cd44

17184	Fibroblasts	AM2	269	0.485714	0.980477	0.485714	Fibroblasts·	Col14a1	Cd44
17185	IM2	AM1	269	0.152632	0.981735	0.152632	IM2->AM1,	Col14a1	Cd44
17186	IM1	AM1	269	0.323843	0.981735	0.323843	IM1->AM1,	Col14a1	Cd44
17191	AT2_Retnla	AM1	269	0.186528	0.981735	0.186528	AT2_Retnla	Col14a1	Cd44
17192	Fibroblasts	AM1	269	0.485714	0.981735	0.485714	Fibroblasts·	Col14a1	Cd44
17193	IM2	AT2	269	0.152632	0.308655	0.152632	IM2->AT2/	Col14a1	Cd44
17194	IM1	AT2	269	0.323843	0.308655	0.308655	IM1->AT2/	Col14a1	Cd44
17199	AT2_Retnla	AT2	269	0.186528	0.308655	0.186528	AT2_Retnla	Col14a1	Cd44
17200	Fibroblasts	AT2	269	0.485714	0.308655	0.308655	Fibroblasts·	Col14a1	Cd44
17201	IM2	AT2_Retnla	269	0.152632	0.409326	0.152632	IM2->AT2_	Col14a1	Cd44
17202	IM1	AT2_Retnla	269	0.323843	0.409326	0.323843	IM1->AT2_	Col14a1	Cd44
17207	AT2_Retnla	AT2_Retnla	269	0.186528	0.409326	0.186528	AT2_Retnla	Col14a1	Cd44
17208	Fibroblasts	AT2_Retnla	269	0.485714	0.409326	0.409326	Fibroblasts·	Col14a1	Cd44
17209	IM2	Fibroblasts	269	0.152632	0.32381	0.152632	IM2->Fibro	Col14a1	Cd44
17210	IM1	Fibroblasts	269	0.323843	0.32381	0.32381	IM1->Fibro	Col14a1	Cd44
17215	AT2_Retnla	Fibroblasts	269	0.186528	0.32381	0.186528	AT2_Retnla	Col14a1	Cd44
17216	Fibroblasts	Fibroblasts	269	0.485714	0.32381	0.32381	Fibroblasts·	Col14a1	Cd44
17240	Fibroblasts	AM3	270	0.209524	0.069498	0.069498	Fibroblasts·	Col18a1	Gpc1
17280	Fibroblasts	Fibroblasts	270	0.209524	0.066667	0.066667	Fibroblasts·	Col18a1	Gpc1
17336	Fibroblasts	AT2_Retnla	271	0.209524	0.093264	0.093264	Fibroblasts·	Col18a1	Gpc4
17360	Fibroblasts	IM1	272	0.209524	0.088968	0.088968	Fibroblasts·	Col18a1	Itga5
17368	Fibroblasts	AM3	272	0.209524	0.23166	0.209524	Fibroblasts·	Col18a1	Itga5
17376	Fibroblasts	AM2	272	0.209524	0.18872	0.18872	Fibroblasts·	Col18a1	Itga5
17384	Fibroblasts	AM1	272	0.209524	0.134703	0.134703	Fibroblasts·	Col18a1	Itga5
17408	Fibroblasts	Fibroblasts	272	0.209524	0.095238	0.095238	Fibroblasts·	Col18a1	Itga5
17416	Fibroblasts	IM2	273	0.209524	0.321053	0.209524	Fibroblasts·	Col18a1	Itgb1
17424	Fibroblasts	IM1	273	0.209524	0.377224	0.209524	Fibroblasts·	Col18a1	Itgb1
17432	Fibroblasts	AM3	273	0.209524	0.633205	0.209524	Fibroblasts·	Col18a1	Itgb1
17440	Fibroblasts	AM2	273	0.209524	0.572668	0.209524	Fibroblasts·	Col18a1	Itgb1
17448	Fibroblasts	AM1	273	0.209524	0.509132	0.209524	Fibroblasts·	Col18a1	Itgb1
17456	Fibroblasts	AT2	273	0.209524	0.421967	0.209524	Fibroblasts·	Col18a1	Itgb1
17464	Fibroblasts	AT2_Retnla	273	0.209524	0.430052	0.209524	Fibroblasts·	Col18a1	Itgb1
17472	Fibroblasts	Fibroblasts	273	0.209524	0.666667	0.209524	Fibroblasts·	Col18a1	Itgb1
17544	Fibroblasts	IM2	275	0.904762	0.468421	0.468421	Fibroblasts·	Col1a1	Cd36
17552	Fibroblasts	IM1	275	0.904762	0.24911	0.24911	Fibroblasts·	Col1a1	Cd36
17560	Fibroblasts	AM3	275	0.904762	0.84556	0.84556	Fibroblasts·	Col1a1	Cd36
17568	Fibroblasts	AM2	275	0.904762	0.681128	0.681128	Fibroblasts·	Col1a1	Cd36
17576	Fibroblasts	AM1	275	0.904762	0.58105	0.58105	Fibroblasts·	Col1a1	Cd36
17584	Fibroblasts	AT2	275	0.904762	0.903719	0.903719	Fibroblasts·	Col1a1	Cd36
17592	Fibroblasts	AT2_Retnla	275	0.904762	0.891192	0.891192	Fibroblasts·	Col1a1	Cd36
17600	Fibroblasts	Fibroblasts	275	0.904762	0.066667	0.066667	Fibroblasts·	Col1a1	Cd36
17608	Fibroblasts	IM2	276	0.904762	0.284211	0.284211	Fibroblasts·	Col1a1	Cd44
17616	Fibroblasts	IM1	276	0.904762	0.462633	0.462633	Fibroblasts·	Col1a1	Cd44
17624	Fibroblasts	AM3	276	0.904762	0.957529	0.904762	Fibroblasts·	Col1a1	Cd44
17632	Fibroblasts	AM2	276	0.904762	0.980477	0.904762	Fibroblasts·	Col1a1	Cd44
17640	Fibroblasts	AM1	276	0.904762	0.981735	0.904762	Fibroblasts·	Col1a1	Cd44
17648	Fibroblasts	AT2	276	0.904762	0.308655	0.308655	Fibroblasts·	Col1a1	Cd44

17656	Fibroblasts	AT2_Retnla	276	0.904762	0.409326	0.409326	Fibroblasts·Col1a1	Cd44
17664	Fibroblasts	Fibroblasts	276	0.904762	0.32381	0.32381	Fibroblasts·Col1a1	Cd44
17672	Fibroblasts	IM2	277	0.904762	0.368421	0.368421	Fibroblasts·Col1a1	Cd93
17680	Fibroblasts	IM1	277	0.904762	0.142349	0.142349	Fibroblasts·Col1a1	Cd93
17688	Fibroblasts	AM3	277	0.904762	0.420849	0.420849	Fibroblasts·Col1a1	Cd93
17696	Fibroblasts	AM2	277	0.904762	0.258134	0.258134	Fibroblasts·Col1a1	Cd93
17704	Fibroblasts	AM1	277	0.904762	0.070776	0.070776	Fibroblasts·Col1a1	Cd93
17784	Fibroblasts	AT2_Retnla	278	0.904762	0.067358	0.067358	Fibroblasts·Col1a1	Ddr1
17792	Fibroblasts	Fibroblasts	278	0.904762	0.085714	0.085714	Fibroblasts·Col1a1	Ddr1
17856	Fibroblasts	Fibroblasts	279	0.904762	0.609524	0.609524	Fibroblasts·Col1a1	Ddr2
18128	Fibroblasts	IM1	284	0.904762	0.088968	0.088968	Fibroblasts·Col1a1	Itga5
18136	Fibroblasts	AM3	284	0.904762	0.23166	0.23166	Fibroblasts·Col1a1	Itga5
18144	Fibroblasts	AM2	284	0.904762	0.18872	0.18872	Fibroblasts·Col1a1	Itga5
18152	Fibroblasts	AM1	284	0.904762	0.134703	0.134703	Fibroblasts·Col1a1	Itga5
18176	Fibroblasts	Fibroblasts	284	0.904762	0.095238	0.095238	Fibroblasts·Col1a1	Itga5
18184	Fibroblasts	IM2	285	0.904762	0.094737	0.094737	Fibroblasts·Col1a1	Itgav
18192	Fibroblasts	IM1	285	0.904762	0.199288	0.199288	Fibroblasts·Col1a1	Itgav
18200	Fibroblasts	AM3	285	0.904762	0.208494	0.208494	Fibroblasts·Col1a1	Itgav
18208	Fibroblasts	AM2	285	0.904762	0.112798	0.112798	Fibroblasts·Col1a1	Itgav
18216	Fibroblasts	AM1	285	0.904762	0.101598	0.101598	Fibroblasts·Col1a1	Itgav
18224	Fibroblasts	AT2	285	0.904762	0.14251	0.14251	Fibroblasts·Col1a1	Itgav
18232	Fibroblasts	AT2_Retnla	285	0.904762	0.170984	0.170984	Fibroblasts·Col1a1	Itgav
18240	Fibroblasts	Fibroblasts	285	0.904762	0.180952	0.180952	Fibroblasts·Col1a1	Itgav
18248	Fibroblasts	IM2	286	0.904762	0.321053	0.321053	Fibroblasts·Col1a1	Itgb1
18256	Fibroblasts	IM1	286	0.904762	0.377224	0.377224	Fibroblasts·Col1a1	Itgb1
18264	Fibroblasts	AM3	286	0.904762	0.633205	0.633205	Fibroblasts·Col1a1	Itgb1
18272	Fibroblasts	AM2	286	0.904762	0.572668	0.572668	Fibroblasts·Col1a1	Itgb1
18280	Fibroblasts	AM1	286	0.904762	0.509132	0.509132	Fibroblasts·Col1a1	Itgb1
18288	Fibroblasts	AT2	286	0.904762	0.421967	0.421967	Fibroblasts·Col1a1	Itgb1
18296	Fibroblasts	AT2_Retnla	286	0.904762	0.430052	0.430052	Fibroblasts·Col1a1	Itgb1
18304	Fibroblasts	Fibroblasts	286	0.904762	0.666667	0.666667	Fibroblasts·Col1a1	Itgb1
18376	Fibroblasts	IM2	288	0.990476	0.468421	0.468421	Fibroblasts·Col1a2	Cd36
18384	Fibroblasts	IM1	288	0.990476	0.24911	0.24911	Fibroblasts·Col1a2	Cd36
18392	Fibroblasts	AM3	288	0.990476	0.84556	0.84556	Fibroblasts·Col1a2	Cd36
18400	Fibroblasts	AM2	288	0.990476	0.681128	0.681128	Fibroblasts·Col1a2	Cd36
18408	Fibroblasts	AM1	288	0.990476	0.58105	0.58105	Fibroblasts·Col1a2	Cd36
18416	Fibroblasts	AT2	288	0.990476	0.903719	0.903719	Fibroblasts·Col1a2	Cd36
18424	Fibroblasts	AT2_Retnla	288	0.990476	0.891192	0.891192	Fibroblasts·Col1a2	Cd36
18432	Fibroblasts	Fibroblasts	288	0.990476	0.066667	0.066667	Fibroblasts·Col1a2	Cd36
18440	Fibroblasts	IM2	289	0.990476	0.284211	0.284211	Fibroblasts·Col1a2	Cd44
18448	Fibroblasts	IM1	289	0.990476	0.462633	0.462633	Fibroblasts·Col1a2	Cd44
18456	Fibroblasts	AM3	289	0.990476	0.957529	0.957529	Fibroblasts·Col1a2	Cd44
18464	Fibroblasts	AM2	289	0.990476	0.980477	0.980477	Fibroblasts·Col1a2	Cd44
18472	Fibroblasts	AM1	289	0.990476	0.981735	0.981735	Fibroblasts·Col1a2	Cd44
18480	Fibroblasts	AT2	289	0.990476	0.308655	0.308655	Fibroblasts·Col1a2	Cd44
18488	Fibroblasts	AT2_Retnla	289	0.990476	0.409326	0.409326	Fibroblasts·Col1a2	Cd44
18496	Fibroblasts	Fibroblasts	289	0.990476	0.32381	0.32381	Fibroblasts·Col1a2	Cd44

18504	Fibroblasts	IM2	290	0.990476	0.368421	0.368421	Fibroblasts	Col1a2	Cd93
18512	Fibroblasts	IM1	290	0.990476	0.142349	0.142349	Fibroblasts	Col1a2	Cd93
18520	Fibroblasts	AM3	290	0.990476	0.420849	0.420849	Fibroblasts	Col1a2	Cd93
18528	Fibroblasts	AM2	290	0.990476	0.258134	0.258134	Fibroblasts	Col1a2	Cd93
18536	Fibroblasts	AM1	290	0.990476	0.070776	0.070776	Fibroblasts	Col1a2	Cd93
18888	Fibroblasts	IM2	296	0.990476	0.094737	0.094737	Fibroblasts	Col1a2	Itgav
18896	Fibroblasts	IM1	296	0.990476	0.199288	0.199288	Fibroblasts	Col1a2	Itgav
18904	Fibroblasts	AM3	296	0.990476	0.208494	0.208494	Fibroblasts	Col1a2	Itgav
18912	Fibroblasts	AM2	296	0.990476	0.112798	0.112798	Fibroblasts	Col1a2	Itgav
18920	Fibroblasts	AM1	296	0.990476	0.101598	0.101598	Fibroblasts	Col1a2	Itgav
18928	Fibroblasts	AT2	296	0.990476	0.14251	0.14251	Fibroblasts	Col1a2	Itgav
18936	Fibroblasts	AT2_Retnla	296	0.990476	0.170984	0.170984	Fibroblasts	Col1a2	Itgav
18944	Fibroblasts	Fibroblasts	296	0.990476	0.180952	0.180952	Fibroblasts	Col1a2	Itgav
18952	Fibroblasts	IM2	297	0.990476	0.321053	0.321053	Fibroblasts	Col1a2	Itgb1
18960	Fibroblasts	IM1	297	0.990476	0.377224	0.377224	Fibroblasts	Col1a2	Itgb1
18968	Fibroblasts	AM3	297	0.990476	0.633205	0.633205	Fibroblasts	Col1a2	Itgb1
18976	Fibroblasts	AM2	297	0.990476	0.572668	0.572668	Fibroblasts	Col1a2	Itgb1
18984	Fibroblasts	AM1	297	0.990476	0.509132	0.509132	Fibroblasts	Col1a2	Itgb1
18992	Fibroblasts	AT2	297	0.990476	0.421967	0.421967	Fibroblasts	Col1a2	Itgb1
19000	Fibroblasts	AT2_Retnla	297	0.990476	0.430052	0.430052	Fibroblasts	Col1a2	Itgb1
19008	Fibroblasts	Fibroblasts	297	0.990476	0.666667	0.666667	Fibroblasts	Col1a2	Itgb1
19128	Fibroblasts	AT2_Retnla	299	0.961905	0.067358	0.067358	Fibroblasts	Col3a1	Ddr1
19136	Fibroblasts	Fibroblasts	299	0.961905	0.085714	0.085714	Fibroblasts	Col3a1	Ddr1
19200	Fibroblasts	Fibroblasts	300	0.961905	0.609524	0.609524	Fibroblasts	Col3a1	Ddr2
19272	Fibroblasts	IM2	302	0.961905	0.321053	0.321053	Fibroblasts	Col3a1	Itgb1
19280	Fibroblasts	IM1	302	0.961905	0.377224	0.377224	Fibroblasts	Col3a1	Itgb1
19288	Fibroblasts	AM3	302	0.961905	0.633205	0.633205	Fibroblasts	Col3a1	Itgb1
19296	Fibroblasts	AM2	302	0.961905	0.572668	0.572668	Fibroblasts	Col3a1	Itgb1
19304	Fibroblasts	AM1	302	0.961905	0.509132	0.509132	Fibroblasts	Col3a1	Itgb1
19312	Fibroblasts	AT2	302	0.961905	0.421967	0.421967	Fibroblasts	Col3a1	Itgb1
19320	Fibroblasts	AT2_Retnla	302	0.961905	0.430052	0.430052	Fibroblasts	Col3a1	Itgb1
19328	Fibroblasts	Fibroblasts	302	0.961905	0.666667	0.666667	Fibroblasts	Col3a1	Itgb1
19352	Fibroblasts	AM3	303	0.961905	0.065637	0.065637	Fibroblasts	Col3a1	Mag
19360	Fibroblasts	AM2	303	0.961905	0.110629	0.110629	Fibroblasts	Col3a1	Mag
19368	Fibroblasts	AM1	303	0.961905	0.083333	0.083333	Fibroblasts	Col3a1	Mag
19395	AM3	IM2	304	0.061776	0.568421	0.061776	AM3->IM2,	Col4a1	Cd47
19398	AT2	IM2	304	0.401807	0.568421	0.401807	AT2->IM2/	Col4a1	Cd47
19399	AT2_Retnla	IM2	304	0.523316	0.568421	0.523316	AT2_Retnla	Col4a1	Cd47
19400	Fibroblasts	IM2	304	0.666667	0.568421	0.568421	Fibroblasts	Col4a1	Cd47
19403	AM3	IM1	304	0.061776	0.462633	0.061776	AM3->IM1,	Col4a1	Cd47
19406	AT2	IM1	304	0.401807	0.462633	0.401807	AT2->IM1/	Col4a1	Cd47
19407	AT2_Retnla	IM1	304	0.523316	0.462633	0.462633	AT2_Retnla	Col4a1	Cd47
19408	Fibroblasts	IM1	304	0.666667	0.462633	0.462633	Fibroblasts	Col4a1	Cd47
19411	AM3	AM3	304	0.061776	0.803089	0.061776	AM3->AM3	Col4a1	Cd47
19414	AT2	AM3	304	0.401807	0.803089	0.401807	AT2->AM3,	Col4a1	Cd47
19415	AT2_Retnla	AM3	304	0.523316	0.803089	0.523316	AT2_Retnla	Col4a1	Cd47
19416	Fibroblasts	AM3	304	0.666667	0.803089	0.666667	Fibroblasts	Col4a1	Cd47

19419	AM3	AM2	304	0.061776	0.939262	0.061776	AM3->AM2	Col4a1	Cd47
19422	AT2	AM2	304	0.401807	0.939262	0.401807	AT2->AM2/	Col4a1	Cd47
19423	AT2_Retnla	AM2	304	0.523316	0.939262	0.523316	AT2_Retnla	Col4a1	Cd47
19424	Fibroblasts	AM2	304	0.666667	0.939262	0.666667	Fibroblasts·	Col4a1	Cd47
19427	AM3	AM1	304	0.061776	0.94863	0.061776	AM3->AM1	Col4a1	Cd47
19430	AT2	AM1	304	0.401807	0.94863	0.401807	AT2->AM1/	Col4a1	Cd47
19431	AT2_Retnla	AM1	304	0.523316	0.94863	0.523316	AT2_Retnla	Col4a1	Cd47
19432	Fibroblasts	AM1	304	0.666667	0.94863	0.666667	Fibroblasts·	Col4a1	Cd47
19435	AM3	AT2	304	0.061776	0.425096	0.061776	AM3->AT2/	Col4a1	Cd47
19438	AT2	AT2	304	0.401807	0.425096	0.401807	AT2->AT2/	Col4a1	Cd47
19439	AT2_Retnla	AT2	304	0.523316	0.425096	0.425096	AT2_Retnla	Col4a1	Cd47
19440	Fibroblasts	AT2	304	0.666667	0.425096	0.425096	Fibroblasts·	Col4a1	Cd47
19443	AM3	AT2_Retnla	304	0.061776	0.373057	0.061776	AM3->AT2_	Col4a1	Cd47
19446	AT2	AT2_Retnla	304	0.401807	0.373057	0.373057	AT2->AT2_	Col4a1	Cd47
19447	AT2_Retnla	AT2_Retnla	304	0.523316	0.373057	0.373057	AT2_Retnla	Col4a1	Cd47
19448	Fibroblasts	AT2_Retnla	304	0.666667	0.373057	0.373057	Fibroblasts·	Col4a1	Cd47
19451	AM3	Fibroblasts	304	0.061776	0.685714	0.061776	AM3->Fibr	Col4a1	Cd47
19454	AT2	Fibroblasts	304	0.401807	0.685714	0.401807	AT2->Fibro	Col4a1	Cd47
19455	AT2_Retnla	Fibroblasts	304	0.523316	0.685714	0.523316	AT2_Retnla	Col4a1	Cd47
19456	Fibroblasts	Fibroblasts	304	0.666667	0.685714	0.666667	Fibroblasts·	Col4a1	Cd47
19459	AM3	IM2	305	0.061776	0.368421	0.061776	AM3->IM2/	Col4a1	Cd93
19462	AT2	IM2	305	0.401807	0.368421	0.368421	AT2->IM2/	Col4a1	Cd93
19463	AT2_Retnla	IM2	305	0.523316	0.368421	0.368421	AT2_Retnla	Col4a1	Cd93
19464	Fibroblasts	IM2	305	0.666667	0.368421	0.368421	Fibroblasts·	Col4a1	Cd93
19467	AM3	IM1	305	0.061776	0.142349	0.061776	AM3->IM1/	Col4a1	Cd93
19470	AT2	IM1	305	0.401807	0.142349	0.142349	AT2->IM1/	Col4a1	Cd93
19471	AT2_Retnla	IM1	305	0.523316	0.142349	0.142349	AT2_Retnla	Col4a1	Cd93
19472	Fibroblasts	IM1	305	0.666667	0.142349	0.142349	Fibroblasts·	Col4a1	Cd93
19475	AM3	AM3	305	0.061776	0.420849	0.061776	AM3->AM3	Col4a1	Cd93
19478	AT2	AM3	305	0.401807	0.420849	0.401807	AT2->AM3/	Col4a1	Cd93
19479	AT2_Retnla	AM3	305	0.523316	0.420849	0.420849	AT2_Retnla	Col4a1	Cd93
19480	Fibroblasts	AM3	305	0.666667	0.420849	0.420849	Fibroblasts·	Col4a1	Cd93
19483	AM3	AM2	305	0.061776	0.258134	0.061776	AM3->AM2	Col4a1	Cd93
19486	AT2	AM2	305	0.401807	0.258134	0.258134	AT2->AM2/	Col4a1	Cd93
19487	AT2_Retnla	AM2	305	0.523316	0.258134	0.258134	AT2_Retnla	Col4a1	Cd93
19488	Fibroblasts	AM2	305	0.666667	0.258134	0.258134	Fibroblasts·	Col4a1	Cd93
19491	AM3	AM1	305	0.061776	0.070776	0.061776	AM3->AM1	Col4a1	Cd93
19494	AT2	AM1	305	0.401807	0.070776	0.070776	AT2->AM1/	Col4a1	Cd93
19495	AT2_Retnla	AM1	305	0.523316	0.070776	0.070776	AT2_Retnla	Col4a1	Cd93
19496	Fibroblasts	AM1	305	0.666667	0.070776	0.070776	Fibroblasts·	Col4a1	Cd93
19651	AM3	IM2	308	0.061776	0.094737	0.061776	AM3->IM2/	Col4a1	Itgav
19654	AT2	IM2	308	0.401807	0.094737	0.094737	AT2->IM2/	Col4a1	Itgav
19655	AT2_Retnla	IM2	308	0.523316	0.094737	0.094737	AT2_Retnla	Col4a1	Itgav
19656	Fibroblasts	IM2	308	0.666667	0.094737	0.094737	Fibroblasts·	Col4a1	Itgav
19659	AM3	IM1	308	0.061776	0.199288	0.061776	AM3->IM1/	Col4a1	Itgav
19662	AT2	IM1	308	0.401807	0.199288	0.199288	AT2->IM1/	Col4a1	Itgav
19663	AT2_Retnla	IM1	308	0.523316	0.199288	0.199288	AT2_Retnla	Col4a1	Itgav

19664	Fibroblasts	IM1	308	0.666667	0.199288	0.199288	Fibroblasts·	Col4a1	Itgav
19667	AM3	AM3	308	0.061776	0.208494	0.061776	AM3->AM3	Col4a1	Itgav
19670	AT2	AM3	308	0.401807	0.208494	0.208494	AT2->AM3/	Col4a1	Itgav
19671	AT2_Retnla	AM3	308	0.523316	0.208494	0.208494	AT2_Retnla	Col4a1	Itgav
19672	Fibroblasts	AM3	308	0.666667	0.208494	0.208494	Fibroblasts·	Col4a1	Itgav
19675	AM3	AM2	308	0.061776	0.112798	0.061776	AM3->AM2	Col4a1	Itgav
19678	AT2	AM2	308	0.401807	0.112798	0.112798	AT2->AM2/	Col4a1	Itgav
19679	AT2_Retnla	AM2	308	0.523316	0.112798	0.112798	AT2_Retnla	Col4a1	Itgav
19680	Fibroblasts	AM2	308	0.666667	0.112798	0.112798	Fibroblasts·	Col4a1	Itgav
19683	AM3	AM1	308	0.061776	0.101598	0.061776	AM3->AM1	Col4a1	Itgav
19686	AT2	AM1	308	0.401807	0.101598	0.101598	AT2->AM1/	Col4a1	Itgav
19687	AT2_Retnla	AM1	308	0.523316	0.101598	0.101598	AT2_Retnla	Col4a1	Itgav
19688	Fibroblasts	AM1	308	0.666667	0.101598	0.101598	Fibroblasts·	Col4a1	Itgav
19691	AM3	AT2	308	0.061776	0.14251	0.061776	AM3->AT2/	Col4a1	Itgav
19694	AT2	AT2	308	0.401807	0.14251	0.14251	AT2->AT2/	Col4a1	Itgav
19695	AT2_Retnla	AT2	308	0.523316	0.14251	0.14251	AT2_Retnla	Col4a1	Itgav
19696	Fibroblasts	AT2	308	0.666667	0.14251	0.14251	Fibroblasts·	Col4a1	Itgav
19699	AM3	AT2_Retnla	308	0.061776	0.170984	0.061776	AM3->AT2_	Col4a1	Itgav
19702	AT2	AT2_Retnla	308	0.401807	0.170984	0.170984	AT2->AT2_	Col4a1	Itgav
19703	AT2_Retnla	AT2_Retnla	308	0.523316	0.170984	0.170984	AT2_Retnla	Col4a1	Itgav
19704	Fibroblasts	AT2_Retnla	308	0.666667	0.170984	0.170984	Fibroblasts·	Col4a1	Itgav
19707	AM3	Fibroblasts	308	0.061776	0.180952	0.061776	AM3->Fibro	Col4a1	Itgav
19710	AT2	Fibroblasts	308	0.401807	0.180952	0.180952	AT2->Fibro	Col4a1	Itgav
19711	AT2_Retnla	Fibroblasts	308	0.523316	0.180952	0.180952	AT2_Retnla	Col4a1	Itgav
19712	Fibroblasts	Fibroblasts	308	0.666667	0.180952	0.180952	Fibroblasts·	Col4a1	Itgav
19715	AM3	IM2	309	0.061776	0.321053	0.061776	AM3->IM2/	Col4a1	Itgb1
19718	AT2	IM2	309	0.401807	0.321053	0.321053	AT2->IM2/	Col4a1	Itgb1
19719	AT2_Retnla	IM2	309	0.523316	0.321053	0.321053	AT2_Retnla	Col4a1	Itgb1
19720	Fibroblasts	IM2	309	0.666667	0.321053	0.321053	Fibroblasts·	Col4a1	Itgb1
19723	AM3	IM1	309	0.061776	0.377224	0.061776	AM3->IM1/	Col4a1	Itgb1
19726	AT2	IM1	309	0.401807	0.377224	0.377224	AT2->IM1/	Col4a1	Itgb1
19727	AT2_Retnla	IM1	309	0.523316	0.377224	0.377224	AT2_Retnla	Col4a1	Itgb1
19728	Fibroblasts	IM1	309	0.666667	0.377224	0.377224	Fibroblasts·	Col4a1	Itgb1
19731	AM3	AM3	309	0.061776	0.633205	0.061776	AM3->AM3	Col4a1	Itgb1
19734	AT2	AM3	309	0.401807	0.633205	0.401807	AT2->AM3/	Col4a1	Itgb1
19735	AT2_Retnla	AM3	309	0.523316	0.633205	0.523316	AT2_Retnla	Col4a1	Itgb1
19736	Fibroblasts	AM3	309	0.666667	0.633205	0.633205	Fibroblasts·	Col4a1	Itgb1
19739	AM3	AM2	309	0.061776	0.572668	0.061776	AM3->AM2	Col4a1	Itgb1
19742	AT2	AM2	309	0.401807	0.572668	0.401807	AT2->AM2/	Col4a1	Itgb1
19743	AT2_Retnla	AM2	309	0.523316	0.572668	0.523316	AT2_Retnla	Col4a1	Itgb1
19744	Fibroblasts	AM2	309	0.666667	0.572668	0.572668	Fibroblasts·	Col4a1	Itgb1
19747	AM3	AM1	309	0.061776	0.509132	0.061776	AM3->AM1	Col4a1	Itgb1
19750	AT2	AM1	309	0.401807	0.509132	0.401807	AT2->AM1/	Col4a1	Itgb1
19751	AT2_Retnla	AM1	309	0.523316	0.509132	0.509132	AT2_Retnla	Col4a1	Itgb1
19752	Fibroblasts	AM1	309	0.666667	0.509132	0.509132	Fibroblasts·	Col4a1	Itgb1
19755	AM3	AT2	309	0.061776	0.421967	0.061776	AM3->AT2/	Col4a1	Itgb1
19758	AT2	AT2	309	0.401807	0.421967	0.401807	AT2->AT2/	Col4a1	Itgb1

19759	AT2_Retnla	AT2	309	0.523316	0.421967	0.421967	AT2_Retnla	Col4a1	Itgb1
19760	Fibroblasts	AT2	309	0.666667	0.421967	0.421967	Fibroblasts-	Col4a1	Itgb1
19763	AM3	AT2_Retnla	309	0.061776	0.430052	0.061776	AM3->AT2_	Col4a1	Itgb1
19766	AT2	AT2_Retnla	309	0.401807	0.430052	0.401807	AT2->AT2_	Col4a1	Itgb1
19767	AT2_Retnla	AT2_Retnla	309	0.523316	0.430052	0.430052	AT2_Retnla	Col4a1	Itgb1
19768	Fibroblasts	AT2_Retnla	309	0.666667	0.430052	0.430052	Fibroblasts-	Col4a1	Itgb1
19771	AM3	Fibroblasts	309	0.061776	0.666667	0.061776	AM3->Fibr	Col4a1	Itgb1
19774	AT2	Fibroblasts	309	0.401807	0.666667	0.401807	AT2->Fibro	Col4a1	Itgb1
19775	AT2_Retnla	Fibroblasts	309	0.523316	0.666667	0.523316	AT2_Retnla	Col4a1	Itgb1
19776	Fibroblasts	Fibroblasts	309	0.666667	0.666667	0.666667	Fibroblasts-	Col4a1	Itgb1
19835	AM3	Fibroblasts	310	0.061776	0.085714	0.061776	AM3->Fibr	Col4a1	Itgb8
19838	AT2	Fibroblasts	310	0.401807	0.085714	0.085714	AT2->Fibro	Col4a1	Itgb8
19839	AT2_Retnla	Fibroblasts	310	0.523316	0.085714	0.085714	AT2_Retnla	Col4a1	Itgb8
19840	Fibroblasts	Fibroblasts	310	0.666667	0.085714	0.085714	Fibroblasts-	Col4a1	Itgb8
19846	AT2	IM2	311	0.298575	0.368421	0.298575	AT2->IM2/	Col4a2	Cd93
19847	AT2_Retnla	IM2	311	0.404145	0.368421	0.368421	AT2_Retnla	Col4a2	Cd93
19848	Fibroblasts	IM2	311	0.390476	0.368421	0.368421	Fibroblasts-	Col4a2	Cd93
19854	AT2	IM1	311	0.298575	0.142349	0.142349	AT2->IM1/	Col4a2	Cd93
19855	AT2_Retnla	IM1	311	0.404145	0.142349	0.142349	AT2_Retnla	Col4a2	Cd93
19856	Fibroblasts	IM1	311	0.390476	0.142349	0.142349	Fibroblasts-	Col4a2	Cd93
19862	AT2	AM3	311	0.298575	0.420849	0.298575	AT2->AM3/	Col4a2	Cd93
19863	AT2_Retnla	AM3	311	0.404145	0.420849	0.404145	AT2_Retnla	Col4a2	Cd93
19864	Fibroblasts	AM3	311	0.390476	0.420849	0.390476	Fibroblasts-	Col4a2	Cd93
19870	AT2	AM2	311	0.298575	0.258134	0.258134	AT2->AM2/	Col4a2	Cd93
19871	AT2_Retnla	AM2	311	0.404145	0.258134	0.258134	AT2_Retnla	Col4a2	Cd93
19872	Fibroblasts	AM2	311	0.390476	0.258134	0.258134	Fibroblasts-	Col4a2	Cd93
19878	AT2	AM1	311	0.298575	0.070776	0.070776	AT2->AM1/	Col4a2	Cd93
19879	AT2_Retnla	AM1	311	0.404145	0.070776	0.070776	AT2_Retnla	Col4a2	Cd93
19880	Fibroblasts	AM1	311	0.390476	0.070776	0.070776	Fibroblasts-	Col4a2	Cd93
19910	AT2	IM2	312	0.073688	0.568421	0.073688	AT2->IM2/	Col4a3	Cd47
19911	AT2_Retnla	IM2	312	0.108808	0.568421	0.108808	AT2_Retnla	Col4a3	Cd47
19918	AT2	IM1	312	0.073688	0.462633	0.073688	AT2->IM1/	Col4a3	Cd47
19919	AT2_Retnla	IM1	312	0.108808	0.462633	0.108808	AT2_Retnla	Col4a3	Cd47
19926	AT2	AM3	312	0.073688	0.803089	0.073688	AT2->AM3/	Col4a3	Cd47
19927	AT2_Retnla	AM3	312	0.108808	0.803089	0.108808	AT2_Retnla	Col4a3	Cd47
19934	AT2	AM2	312	0.073688	0.939262	0.073688	AT2->AM2/	Col4a3	Cd47
19935	AT2_Retnla	AM2	312	0.108808	0.939262	0.108808	AT2_Retnla	Col4a3	Cd47
19942	AT2	AM1	312	0.073688	0.94863	0.073688	AT2->AM1/	Col4a3	Cd47
19943	AT2_Retnla	AM1	312	0.108808	0.94863	0.108808	AT2_Retnla	Col4a3	Cd47
19950	AT2	AT2	312	0.073688	0.425096	0.073688	AT2->AT2/	Col4a3	Cd47
19951	AT2_Retnla	AT2	312	0.108808	0.425096	0.108808	AT2_Retnla	Col4a3	Cd47
19958	AT2	AT2_Retnla	312	0.073688	0.373057	0.073688	AT2->AT2_	Col4a3	Cd47
19959	AT2_Retnla	AT2_Retnla	312	0.108808	0.373057	0.108808	AT2_Retnla	Col4a3	Cd47
19966	AT2	Fibroblasts	312	0.073688	0.685714	0.073688	AT2->Fibro	Col4a3	Cd47
19967	AT2_Retnla	Fibroblasts	312	0.108808	0.685714	0.108808	AT2_Retnla	Col4a3	Cd47
19974	AT2	IM2	313	0.073688	0.368421	0.073688	AT2->IM2/	Col4a3	Cd93
19975	AT2_Retnla	IM2	313	0.108808	0.368421	0.108808	AT2_Retnla	Col4a3	Cd93

19982	AT2	IM1	313	0.073688	0.142349	0.073688	AT2->IM1/	Col4a3	Cd93
19983	AT2_Retnla	IM1	313	0.108808	0.142349	0.108808	AT2_Retnla	Col4a3	Cd93
19990	AT2	AM3	313	0.073688	0.420849	0.073688	AT2->AM3/	Col4a3	Cd93
19991	AT2_Retnla	AM3	313	0.108808	0.420849	0.108808	AT2_Retnla	Col4a3	Cd93
19998	AT2	AM2	313	0.073688	0.258134	0.073688	AT2->AM2/	Col4a3	Cd93
19999	AT2_Retnla	AM2	313	0.108808	0.258134	0.108808	AT2_Retnla	Col4a3	Cd93
20006	AT2	AM1	313	0.073688	0.070776	0.070776	AT2->AM1/	Col4a3	Cd93
20007	AT2_Retnla	AM1	313	0.108808	0.070776	0.070776	AT2_Retnla	Col4a3	Cd93
20166	AT2	IM2	316	0.073688	0.094737	0.073688	AT2->IM2/	Col4a3	Itgav
20167	AT2_Retnla	IM2	316	0.108808	0.094737	0.094737	AT2_Retnla	Col4a3	Itgav
20174	AT2	IM1	316	0.073688	0.199288	0.073688	AT2->IM1/	Col4a3	Itgav
20175	AT2_Retnla	IM1	316	0.108808	0.199288	0.108808	AT2_Retnla	Col4a3	Itgav
20182	AT2	AM3	316	0.073688	0.208494	0.073688	AT2->AM3/	Col4a3	Itgav
20183	AT2_Retnla	AM3	316	0.108808	0.208494	0.108808	AT2_Retnla	Col4a3	Itgav
20190	AT2	AM2	316	0.073688	0.112798	0.073688	AT2->AM2/	Col4a3	Itgav
20191	AT2_Retnla	AM2	316	0.108808	0.112798	0.108808	AT2_Retnla	Col4a3	Itgav
20198	AT2	AM1	316	0.073688	0.101598	0.073688	AT2->AM1/	Col4a3	Itgav
20199	AT2_Retnla	AM1	316	0.108808	0.101598	0.101598	AT2_Retnla	Col4a3	Itgav
20206	AT2	AT2	316	0.073688	0.14251	0.073688	AT2->AT2/	Col4a3	Itgav
20207	AT2_Retnla	AT2	316	0.108808	0.14251	0.108808	AT2_Retnla	Col4a3	Itgav
20214	AT2	AT2_Retnla	316	0.073688	0.170984	0.073688	AT2->AT2_	Col4a3	Itgav
20215	AT2_Retnla	AT2_Retnla	316	0.108808	0.170984	0.108808	AT2_Retnla	Col4a3	Itgav
20222	AT2	Fibroblasts	316	0.073688	0.180952	0.073688	AT2->Fibro	Col4a3	Itgav
20223	AT2_Retnla	Fibroblasts	316	0.108808	0.180952	0.108808	AT2_Retnla	Col4a3	Itgav
20230	AT2	IM2	317	0.073688	0.321053	0.073688	AT2->IM2/	Col4a3	Itgb1
20231	AT2_Retnla	IM2	317	0.108808	0.321053	0.108808	AT2_Retnla	Col4a3	Itgb1
20238	AT2	IM1	317	0.073688	0.377224	0.073688	AT2->IM1/	Col4a3	Itgb1
20239	AT2_Retnla	IM1	317	0.108808	0.377224	0.108808	AT2_Retnla	Col4a3	Itgb1
20246	AT2	AM3	317	0.073688	0.633205	0.073688	AT2->AM3/	Col4a3	Itgb1
20247	AT2_Retnla	AM3	317	0.108808	0.633205	0.108808	AT2_Retnla	Col4a3	Itgb1
20254	AT2	AM2	317	0.073688	0.572668	0.073688	AT2->AM2/	Col4a3	Itgb1
20255	AT2_Retnla	AM2	317	0.108808	0.572668	0.108808	AT2_Retnla	Col4a3	Itgb1
20262	AT2	AM1	317	0.073688	0.509132	0.073688	AT2->AM1/	Col4a3	Itgb1
20263	AT2_Retnla	AM1	317	0.108808	0.509132	0.108808	AT2_Retnla	Col4a3	Itgb1
20270	AT2	AT2	317	0.073688	0.421967	0.073688	AT2->AT2/	Col4a3	Itgb1
20271	AT2_Retnla	AT2	317	0.108808	0.421967	0.108808	AT2_Retnla	Col4a3	Itgb1
20278	AT2	AT2_Retnla	317	0.073688	0.430052	0.073688	AT2->AT2_	Col4a3	Itgb1
20279	AT2_Retnla	AT2_Retnla	317	0.108808	0.430052	0.108808	AT2_Retnla	Col4a3	Itgb1
20286	AT2	Fibroblasts	317	0.073688	0.666667	0.073688	AT2->Fibro	Col4a3	Itgb1
20287	AT2_Retnla	Fibroblasts	317	0.108808	0.666667	0.108808	AT2_Retnla	Col4a3	Itgb1
20294	AT2	IM2	318	0.156761	0.568421	0.156761	AT2->IM2/	Col4a4	Cd47
20295	AT2_Retnla	IM2	318	0.145078	0.568421	0.145078	AT2_Retnla	Col4a4	Cd47
20302	AT2	IM1	318	0.156761	0.462633	0.156761	AT2->IM1/	Col4a4	Cd47
20303	AT2_Retnla	IM1	318	0.145078	0.462633	0.145078	AT2_Retnla	Col4a4	Cd47
20310	AT2	AM3	318	0.156761	0.803089	0.156761	AT2->AM3/	Col4a4	Cd47
20311	AT2_Retnla	AM3	318	0.145078	0.803089	0.145078	AT2_Retnla	Col4a4	Cd47
20318	AT2	AM2	318	0.156761	0.939262	0.156761	AT2->AM2/	Col4a4	Cd47

20319	AT2_Retnla	AM2	318	0.145078	0.939262	0.145078	AT2_Retnla	Col4a4	Cd47
20326	AT2	AM1	318	0.156761	0.94863	0.156761	AT2->AM1/	Col4a4	Cd47
20327	AT2_Retnla	AM1	318	0.145078	0.94863	0.145078	AT2_Retnla	Col4a4	Cd47
20334	AT2	AT2	318	0.156761	0.425096	0.156761	AT2->AT2/	Col4a4	Cd47
20335	AT2_Retnla	AT2	318	0.145078	0.425096	0.145078	AT2_Retnla	Col4a4	Cd47
20342	AT2	AT2_Retnla	318	0.156761	0.373057	0.156761	AT2->AT2_	Col4a4	Cd47
20343	AT2_Retnla	AT2_Retnla	318	0.145078	0.373057	0.145078	AT2_Retnla	Col4a4	Cd47
20350	AT2	Fibroblasts	318	0.156761	0.685714	0.156761	AT2->Fibro	Col4a4	Cd47
20351	AT2_Retnla	Fibroblasts	318	0.145078	0.685714	0.145078	AT2_Retnla	Col4a4	Cd47
20358	AT2	IM2	319	0.156761	0.368421	0.156761	AT2->IM2/	Col4a4	Cd93
20359	AT2_Retnla	IM2	319	0.145078	0.368421	0.145078	AT2_Retnla	Col4a4	Cd93
20366	AT2	IM1	319	0.156761	0.142349	0.142349	AT2->IM1/	Col4a4	Cd93
20367	AT2_Retnla	IM1	319	0.145078	0.142349	0.142349	AT2_Retnla	Col4a4	Cd93
20374	AT2	AM3	319	0.156761	0.420849	0.156761	AT2->AM3/	Col4a4	Cd93
20375	AT2_Retnla	AM3	319	0.145078	0.420849	0.145078	AT2_Retnla	Col4a4	Cd93
20382	AT2	AM2	319	0.156761	0.258134	0.156761	AT2->AM2/	Col4a4	Cd93
20383	AT2_Retnla	AM2	319	0.145078	0.258134	0.145078	AT2_Retnla	Col4a4	Cd93
20390	AT2	AM1	319	0.156761	0.070776	0.070776	AT2->AM1/	Col4a4	Cd93
20391	AT2_Retnla	AM1	319	0.145078	0.070776	0.070776	AT2_Retnla	Col4a4	Cd93
20550	AT2	IM2	322	0.156761	0.094737	0.094737	AT2->IM2/	Col4a4	Itgav
20551	AT2_Retnla	IM2	322	0.145078	0.094737	0.094737	AT2_Retnla	Col4a4	Itgav
20558	AT2	IM1	322	0.156761	0.199288	0.156761	AT2->IM1/	Col4a4	Itgav
20559	AT2_Retnla	IM1	322	0.145078	0.199288	0.145078	AT2_Retnla	Col4a4	Itgav
20566	AT2	AM3	322	0.156761	0.208494	0.156761	AT2->AM3/	Col4a4	Itgav
20567	AT2_Retnla	AM3	322	0.145078	0.208494	0.145078	AT2_Retnla	Col4a4	Itgav
20574	AT2	AM2	322	0.156761	0.112798	0.112798	AT2->AM2/	Col4a4	Itgav
20575	AT2_Retnla	AM2	322	0.145078	0.112798	0.112798	AT2_Retnla	Col4a4	Itgav
20582	AT2	AM1	322	0.156761	0.101598	0.101598	AT2->AM1/	Col4a4	Itgav
20583	AT2_Retnla	AM1	322	0.145078	0.101598	0.101598	AT2_Retnla	Col4a4	Itgav
20590	AT2	AT2	322	0.156761	0.14251	0.14251	AT2->AT2/	Col4a4	Itgav
20591	AT2_Retnla	AT2	322	0.145078	0.14251	0.14251	AT2_Retnla	Col4a4	Itgav
20598	AT2	AT2_Retnla	322	0.156761	0.170984	0.156761	AT2->AT2_	Col4a4	Itgav
20599	AT2_Retnla	AT2_Retnla	322	0.145078	0.170984	0.145078	AT2_Retnla	Col4a4	Itgav
20606	AT2	Fibroblasts	322	0.156761	0.180952	0.156761	AT2->Fibro	Col4a4	Itgav
20607	AT2_Retnla	Fibroblasts	322	0.145078	0.180952	0.145078	AT2_Retnla	Col4a4	Itgav
20614	AT2	IM2	323	0.156761	0.321053	0.156761	AT2->IM2/	Col4a4	Itgb1
20615	AT2_Retnla	IM2	323	0.145078	0.321053	0.145078	AT2_Retnla	Col4a4	Itgb1
20622	AT2	IM1	323	0.156761	0.377224	0.156761	AT2->IM1/	Col4a4	Itgb1
20623	AT2_Retnla	IM1	323	0.145078	0.377224	0.145078	AT2_Retnla	Col4a4	Itgb1
20630	AT2	AM3	323	0.156761	0.633205	0.156761	AT2->AM3/	Col4a4	Itgb1
20631	AT2_Retnla	AM3	323	0.145078	0.633205	0.145078	AT2_Retnla	Col4a4	Itgb1
20638	AT2	AM2	323	0.156761	0.572668	0.156761	AT2->AM2/	Col4a4	Itgb1
20639	AT2_Retnla	AM2	323	0.145078	0.572668	0.145078	AT2_Retnla	Col4a4	Itgb1
20646	AT2	AM1	323	0.156761	0.509132	0.156761	AT2->AM1/	Col4a4	Itgb1
20647	AT2_Retnla	AM1	323	0.145078	0.509132	0.145078	AT2_Retnla	Col4a4	Itgb1
20654	AT2	AT2	323	0.156761	0.421967	0.156761	AT2->AT2/	Col4a4	Itgb1
20655	AT2_Retnla	AT2	323	0.145078	0.421967	0.145078	AT2_Retnla	Col4a4	Itgb1

20662	AT2	AT2_Retnla	323	0.156761	0.430052	0.156761	AT2->AT2_	Col4a4	Itgb1
20663	AT2_Retnla	AT2_Retnla	323	0.145078	0.430052	0.145078	AT2_Retnla	Col4a4	Itgb1
20670	AT2	Fibroblasts	323	0.156761	0.666667	0.156761	AT2->Fibro	Col4a4	Itgb1
20671	AT2_Retnla	Fibroblasts	323	0.145078	0.666667	0.145078	AT2_Retnla	Col4a4	Itgb1
20680	Fibroblasts	IM2	324	0.2	0.568421	0.2	Fibroblasts	Col4a5	Cd47
20688	Fibroblasts	IM1	324	0.2	0.462633	0.2	Fibroblasts	Col4a5	Cd47
20696	Fibroblasts	AM3	324	0.2	0.803089	0.2	Fibroblasts	Col4a5	Cd47
20704	Fibroblasts	AM2	324	0.2	0.939262	0.2	Fibroblasts	Col4a5	Cd47
20712	Fibroblasts	AM1	324	0.2	0.94863	0.2	Fibroblasts	Col4a5	Cd47
20720	Fibroblasts	AT2	324	0.2	0.425096	0.2	Fibroblasts	Col4a5	Cd47
20728	Fibroblasts	AT2_Retnla	324	0.2	0.373057	0.2	Fibroblasts	Col4a5	Cd47
20736	Fibroblasts	Fibroblasts	324	0.2	0.685714	0.2	Fibroblasts	Col4a5	Cd47
20744	Fibroblasts	IM2	325	0.2	0.368421	0.2	Fibroblasts	Col4a5	Cd93
20752	Fibroblasts	IM1	325	0.2	0.142349	0.142349	Fibroblasts	Col4a5	Cd93
20760	Fibroblasts	AM3	325	0.2	0.420849	0.2	Fibroblasts	Col4a5	Cd93
20768	Fibroblasts	AM2	325	0.2	0.258134	0.2	Fibroblasts	Col4a5	Cd93
20776	Fibroblasts	AM1	325	0.2	0.070776	0.070776	Fibroblasts	Col4a5	Cd93
20936	Fibroblasts	IM2	328	0.2	0.094737	0.094737	Fibroblasts	Col4a5	Itgav
20944	Fibroblasts	IM1	328	0.2	0.199288	0.199288	Fibroblasts	Col4a5	Itgav
20952	Fibroblasts	AM3	328	0.2	0.208494	0.2	Fibroblasts	Col4a5	Itgav
20960	Fibroblasts	AM2	328	0.2	0.112798	0.112798	Fibroblasts	Col4a5	Itgav
20968	Fibroblasts	AM1	328	0.2	0.101598	0.101598	Fibroblasts	Col4a5	Itgav
20976	Fibroblasts	AT2	328	0.2	0.14251	0.14251	Fibroblasts	Col4a5	Itgav
20984	Fibroblasts	AT2_Retnla	328	0.2	0.170984	0.170984	Fibroblasts	Col4a5	Itgav
20992	Fibroblasts	Fibroblasts	328	0.2	0.180952	0.180952	Fibroblasts	Col4a5	Itgav
21000	Fibroblasts	IM2	329	0.2	0.321053	0.2	Fibroblasts	Col4a5	Itgb1
21008	Fibroblasts	IM1	329	0.2	0.377224	0.2	Fibroblasts	Col4a5	Itgb1
21016	Fibroblasts	AM3	329	0.2	0.633205	0.2	Fibroblasts	Col4a5	Itgb1
21024	Fibroblasts	AM2	329	0.2	0.572668	0.2	Fibroblasts	Col4a5	Itgb1
21032	Fibroblasts	AM1	329	0.2	0.509132	0.2	Fibroblasts	Col4a5	Itgb1
21040	Fibroblasts	AT2	329	0.2	0.421967	0.2	Fibroblasts	Col4a5	Itgb1
21048	Fibroblasts	AT2_Retnla	329	0.2	0.430052	0.2	Fibroblasts	Col4a5	Itgb1
21056	Fibroblasts	Fibroblasts	329	0.2	0.666667	0.2	Fibroblasts	Col4a5	Itgb1
21512	Fibroblasts	IM2	337	0.371429	0.321053	0.321053	Fibroblasts	Col5a1	Itgb1
21520	Fibroblasts	IM1	337	0.371429	0.377224	0.371429	Fibroblasts	Col5a1	Itgb1
21528	Fibroblasts	AM3	337	0.371429	0.633205	0.371429	Fibroblasts	Col5a1	Itgb1
21536	Fibroblasts	AM2	337	0.371429	0.572668	0.371429	Fibroblasts	Col5a1	Itgb1
21544	Fibroblasts	AM1	337	0.371429	0.509132	0.371429	Fibroblasts	Col5a1	Itgb1
21552	Fibroblasts	AT2	337	0.371429	0.421967	0.371429	Fibroblasts	Col5a1	Itgb1
21560	Fibroblasts	AT2_Retnla	337	0.371429	0.430052	0.371429	Fibroblasts	Col5a1	Itgb1
21568	Fibroblasts	Fibroblasts	337	0.371429	0.666667	0.371429	Fibroblasts	Col5a1	Itgb1
21576	Fibroblasts	IM2	338	0.371429	0.326316	0.326316	Fibroblasts	Col5a1	Sdc3
21584	Fibroblasts	IM1	338	0.371429	0.377224	0.371429	Fibroblasts	Col5a1	Sdc3
21592	Fibroblasts	AM3	338	0.371429	0.53668	0.371429	Fibroblasts	Col5a1	Sdc3
21600	Fibroblasts	AM2	338	0.371429	0.546638	0.371429	Fibroblasts	Col5a1	Sdc3
21608	Fibroblasts	AM1	338	0.371429	0.436073	0.371429	Fibroblasts	Col5a1	Sdc3
21632	Fibroblasts	Fibroblasts	338	0.371429	0.057143	0.057143	Fibroblasts	Col5a1	Sdc3

21688	Fibroblasts	AT2_Retnla	339	0.542857	0.067358	0.067358	Fibroblasts-	Col5a2	Ddr1
21696	Fibroblasts	Fibroblasts	339	0.542857	0.085714	0.085714	Fibroblasts-	Col5a2	Ddr1
21768	Fibroblasts	IM2	341	0.542857	0.321053	0.321053	Fibroblasts-	Col5a2	Itgb1
21776	Fibroblasts	IM1	341	0.542857	0.377224	0.377224	Fibroblasts-	Col5a2	Itgb1
21784	Fibroblasts	AM3	341	0.542857	0.633205	0.542857	Fibroblasts-	Col5a2	Itgb1
21792	Fibroblasts	AM2	341	0.542857	0.572668	0.542857	Fibroblasts-	Col5a2	Itgb1
21800	Fibroblasts	AM1	341	0.542857	0.509132	0.509132	Fibroblasts-	Col5a2	Itgb1
21808	Fibroblasts	AT2	341	0.542857	0.421967	0.421967	Fibroblasts-	Col5a2	Itgb1
21816	Fibroblasts	AT2_Retnla	341	0.542857	0.430052	0.430052	Fibroblasts-	Col5a2	Itgb1
21824	Fibroblasts	Fibroblasts	341	0.542857	0.666667	0.542857	Fibroblasts-	Col5a2	Itgb1
22022	AT2	IM2	345	0.344804	0.084211	0.084211	AT2->IM2/	Col6a1	Itga6
22023	AT2_Retnla	IM2	345	0.409326	0.084211	0.084211	AT2_Retnla	Col6a1	Itga6
22024	Fibroblasts	IM2	345	0.780952	0.084211	0.084211	Fibroblasts-	Col6a1	Itga6
22030	AT2	IM1	345	0.344804	0.181495	0.181495	AT2->IM1/	Col6a1	Itga6
22031	AT2_Retnla	IM1	345	0.409326	0.181495	0.181495	AT2_Retnla	Col6a1	Itga6
22032	Fibroblasts	IM1	345	0.780952	0.181495	0.181495	Fibroblasts-	Col6a1	Itga6
22038	AT2	AM3	345	0.344804	0.088803	0.088803	AT2->AM3/	Col6a1	Itga6
22039	AT2_Retnla	AM3	345	0.409326	0.088803	0.088803	AT2_Retnla	Col6a1	Itga6
22040	Fibroblasts	AM3	345	0.780952	0.088803	0.088803	Fibroblasts-	Col6a1	Itga6
22046	AT2	AM2	345	0.344804	0.058568	0.058568	AT2->AM2/	Col6a1	Itga6
22047	AT2_Retnla	AM2	345	0.409326	0.058568	0.058568	AT2_Retnla	Col6a1	Itga6
22048	Fibroblasts	AM2	345	0.780952	0.058568	0.058568	Fibroblasts-	Col6a1	Itga6
22054	AT2	AM1	345	0.344804	0.059361	0.059361	AT2->AM1/	Col6a1	Itga6
22055	AT2_Retnla	AM1	345	0.409326	0.059361	0.059361	AT2_Retnla	Col6a1	Itga6
22056	Fibroblasts	AM1	345	0.780952	0.059361	0.059361	Fibroblasts-	Col6a1	Itga6
22062	AT2	AT2	345	0.344804	0.12513	0.12513	AT2->AT2/	Col6a1	Itga6
22063	AT2_Retnla	AT2	345	0.409326	0.12513	0.12513	AT2_Retnla	Col6a1	Itga6
22064	Fibroblasts	AT2	345	0.780952	0.12513	0.12513	Fibroblasts-	Col6a1	Itga6
22070	AT2	AT2_Retnla	345	0.344804	0.165803	0.165803	AT2->AT2_	Col6a1	Itga6
22071	AT2_Retnla	AT2_Retnla	345	0.409326	0.165803	0.165803	AT2_Retnla	Col6a1	Itga6
22072	Fibroblasts	AT2_Retnla	345	0.780952	0.165803	0.165803	Fibroblasts-	Col6a1	Itga6
22086	AT2	IM2	346	0.344804	0.321053	0.321053	AT2->IM2/	Col6a1	Itgb1
22087	AT2_Retnla	IM2	346	0.409326	0.321053	0.321053	AT2_Retnla	Col6a1	Itgb1
22088	Fibroblasts	IM2	346	0.780952	0.321053	0.321053	Fibroblasts-	Col6a1	Itgb1
22094	AT2	IM1	346	0.344804	0.377224	0.344804	AT2->IM1/	Col6a1	Itgb1
22095	AT2_Retnla	IM1	346	0.409326	0.377224	0.377224	AT2_Retnla	Col6a1	Itgb1
22096	Fibroblasts	IM1	346	0.780952	0.377224	0.377224	Fibroblasts-	Col6a1	Itgb1
22102	AT2	AM3	346	0.344804	0.633205	0.344804	AT2->AM3/	Col6a1	Itgb1
22103	AT2_Retnla	AM3	346	0.409326	0.633205	0.409326	AT2_Retnla	Col6a1	Itgb1
22104	Fibroblasts	AM3	346	0.780952	0.633205	0.633205	Fibroblasts-	Col6a1	Itgb1
22110	AT2	AM2	346	0.344804	0.572668	0.344804	AT2->AM2/	Col6a1	Itgb1
22111	AT2_Retnla	AM2	346	0.409326	0.572668	0.409326	AT2_Retnla	Col6a1	Itgb1
22112	Fibroblasts	AM2	346	0.780952	0.572668	0.572668	Fibroblasts-	Col6a1	Itgb1
22118	AT2	AM1	346	0.344804	0.509132	0.344804	AT2->AM1/	Col6a1	Itgb1
22119	AT2_Retnla	AM1	346	0.409326	0.509132	0.409326	AT2_Retnla	Col6a1	Itgb1
22120	Fibroblasts	AM1	346	0.780952	0.509132	0.509132	Fibroblasts-	Col6a1	Itgb1
22126	AT2	AT2	346	0.344804	0.421967	0.344804	AT2->AT2/	Col6a1	Itgb1

22127	AT2_Retnla	AT2	346	0.409326	0.421967	0.409326	AT2_Retnla	Col6a1	Itgb1
22128	Fibroblasts	AT2	346	0.780952	0.421967	0.421967	Fibroblasts	Col6a1	Itgb1
22134	AT2	AT2_Retnla	346	0.344804	0.430052	0.344804	AT2->AT2_	Col6a1	Itgb1
22135	AT2_Retnla	AT2_Retnla	346	0.409326	0.430052	0.409326	AT2_Retnla	Col6a1	Itgb1
22136	Fibroblasts	AT2_Retnla	346	0.780952	0.430052	0.430052	Fibroblasts	Col6a1	Itgb1
22142	AT2	Fibroblasts	346	0.344804	0.666667	0.344804	AT2->Fibro	Col6a1	Itgb1
22143	AT2_Retnla	Fibroblasts	346	0.409326	0.666667	0.409326	AT2_Retnla	Col6a1	Itgb1
22144	Fibroblasts	Fibroblasts	346	0.780952	0.666667	0.666667	Fibroblasts	Col6a1	Itgb1
22278	AT2	IM2	349	0.086548	0.321053	0.086548	AT2->IM2/	Col6a2	Itgb1
22279	AT2_Retnla	IM2	349	0.196891	0.321053	0.196891	AT2_Retnla	Col6a2	Itgb1
22280	Fibroblasts	IM2	349	0.657143	0.321053	0.321053	Fibroblasts	Col6a2	Itgb1
22286	AT2	IM1	349	0.086548	0.377224	0.086548	AT2->IM1/	Col6a2	Itgb1
22287	AT2_Retnla	IM1	349	0.196891	0.377224	0.196891	AT2_Retnla	Col6a2	Itgb1
22288	Fibroblasts	IM1	349	0.657143	0.377224	0.377224	Fibroblasts	Col6a2	Itgb1
22294	AT2	AM3	349	0.086548	0.633205	0.086548	AT2->AM3/	Col6a2	Itgb1
22295	AT2_Retnla	AM3	349	0.196891	0.633205	0.196891	AT2_Retnla	Col6a2	Itgb1
22296	Fibroblasts	AM3	349	0.657143	0.633205	0.633205	Fibroblasts	Col6a2	Itgb1
22302	AT2	AM2	349	0.086548	0.572668	0.086548	AT2->AM2/	Col6a2	Itgb1
22303	AT2_Retnla	AM2	349	0.196891	0.572668	0.196891	AT2_Retnla	Col6a2	Itgb1
22304	Fibroblasts	AM2	349	0.657143	0.572668	0.572668	Fibroblasts	Col6a2	Itgb1
22310	AT2	AM1	349	0.086548	0.509132	0.086548	AT2->AM1/	Col6a2	Itgb1
22311	AT2_Retnla	AM1	349	0.196891	0.509132	0.196891	AT2_Retnla	Col6a2	Itgb1
22312	Fibroblasts	AM1	349	0.657143	0.509132	0.509132	Fibroblasts	Col6a2	Itgb1
22318	AT2	AT2	349	0.086548	0.421967	0.086548	AT2->AT2/	Col6a2	Itgb1
22319	AT2_Retnla	AT2	349	0.196891	0.421967	0.196891	AT2_Retnla	Col6a2	Itgb1
22320	Fibroblasts	AT2	349	0.657143	0.421967	0.421967	Fibroblasts	Col6a2	Itgb1
22326	AT2	AT2_Retnla	349	0.086548	0.430052	0.086548	AT2->AT2_	Col6a2	Itgb1
22327	AT2_Retnla	AT2_Retnla	349	0.196891	0.430052	0.196891	AT2_Retnla	Col6a2	Itgb1
22328	Fibroblasts	AT2_Retnla	349	0.657143	0.430052	0.430052	Fibroblasts	Col6a2	Itgb1
22334	AT2	Fibroblasts	349	0.086548	0.666667	0.086548	AT2->Fibro	Col6a2	Itgb1
22335	AT2_Retnla	Fibroblasts	349	0.196891	0.666667	0.196891	AT2_Retnla	Col6a2	Itgb1
22336	Fibroblasts	Fibroblasts	349	0.657143	0.666667	0.657143	Fibroblasts	Col6a2	Itgb1
22472	Fibroblasts	IM2	352	0.590476	0.321053	0.321053	Fibroblasts	Col6a3	Itgb1
22480	Fibroblasts	IM1	352	0.590476	0.377224	0.377224	Fibroblasts	Col6a3	Itgb1
22488	Fibroblasts	AM3	352	0.590476	0.633205	0.590476	Fibroblasts	Col6a3	Itgb1
22496	Fibroblasts	AM2	352	0.590476	0.572668	0.572668	Fibroblasts	Col6a3	Itgb1
22504	Fibroblasts	AM1	352	0.590476	0.509132	0.509132	Fibroblasts	Col6a3	Itgb1
22512	Fibroblasts	AT2	352	0.590476	0.421967	0.421967	Fibroblasts	Col6a3	Itgb1
22520	Fibroblasts	AT2_Retnla	352	0.590476	0.430052	0.430052	Fibroblasts	Col6a3	Itgb1
22528	Fibroblasts	Fibroblasts	352	0.590476	0.666667	0.590476	Fibroblasts	Col6a3	Itgb1
22913	IM2	IM2	359	0.315789	0.057895	0.057895	IM2->IM2/	Cp	Slc40a1
22919	AT2_Retnla	IM2	359	0.056995	0.057895	0.056995	AT2_Retnla	Cp	Slc40a1
22920	Fibroblasts	IM2	359	0.657143	0.057895	0.057895	Fibroblasts	Cp	Slc40a1
22969	IM2	Fibroblasts	359	0.315789	0.066667	0.066667	IM2->Fibro	Cp	Slc40a1
22975	AT2_Retnla	Fibroblasts	359	0.056995	0.066667	0.056995	AT2_Retnla	Cp	Slc40a1
22976	Fibroblasts	Fibroblasts	359	0.657143	0.066667	0.066667	Fibroblasts	Cp	Slc40a1
22979	AM3	IM2	360	0.081081	0.968421	0.081081	AM3->IM2/	Csf1	Csf1r

22984	Fibroblasts	IM2	360	0.209524	0.968421	0.209524	Fibroblasts-	Csf1	Csf1r
22987	AM3	IM1	360	0.081081	0.829181	0.081081	AM3->IM1,	Csf1	Csf1r
22992	Fibroblasts	IM1	360	0.209524	0.829181	0.209524	Fibroblasts-	Csf1	Csf1r
22995	AM3	AM3	360	0.081081	0.486486	0.081081	AM3->AM3	Csf1	Csf1r
23000	Fibroblasts	AM3	360	0.209524	0.486486	0.209524	Fibroblasts-	Csf1	Csf1r
23003	AM3	AM2	360	0.081081	0.299349	0.081081	AM3->AM2	Csf1	Csf1r
23008	Fibroblasts	AM2	360	0.209524	0.299349	0.209524	Fibroblasts-	Csf1	Csf1r
23011	AM3	AM1	360	0.081081	0.288813	0.081081	AM3->AM1	Csf1	Csf1r
23016	Fibroblasts	AM1	360	0.209524	0.288813	0.209524	Fibroblasts-	Csf1	Csf1r
23019	AM3	AT2	360	0.081081	0.050052	0.050052	AM3->AT2/	Csf1	Csf1r
23024	Fibroblasts	AT2	360	0.209524	0.050052	0.050052	Fibroblasts-	Csf1	Csf1r
23027	AM3	AT2_Retnla	360	0.081081	0.062176	0.062176	AM3->AT2_	Csf1	Csf1r
23032	Fibroblasts	AT2_Retnla	360	0.209524	0.062176	0.062176	Fibroblasts-	Csf1	Csf1r
23035	AM3	Fibroblasts	360	0.081081	0.095238	0.081081	AM3->Fibro	Csf1	Csf1r
23040	Fibroblasts	Fibroblasts	360	0.209524	0.095238	0.095238	Fibroblasts-	Csf1	Csf1r
23632	Fibroblasts	IM1	370	0.209524	0.088968	0.088968	Fibroblasts-	Ctgf	Itga5
23640	Fibroblasts	AM3	370	0.209524	0.23166	0.209524	Fibroblasts-	Ctgf	Itga5
23648	Fibroblasts	AM2	370	0.209524	0.18872	0.18872	Fibroblasts-	Ctgf	Itga5
23656	Fibroblasts	AM1	370	0.209524	0.134703	0.134703	Fibroblasts-	Ctgf	Itga5
23680	Fibroblasts	Fibroblasts	370	0.209524	0.095238	0.095238	Fibroblasts-	Ctgf	Itga5
23688	Fibroblasts	IM2	371	0.209524	0.331579	0.209524	Fibroblasts-	Ctgf	Itgam
23696	Fibroblasts	IM1	371	0.209524	0.313167	0.209524	Fibroblasts-	Ctgf	Itgam
23704	Fibroblasts	AM3	371	0.209524	0.216216	0.209524	Fibroblasts-	Ctgf	Itgam
23752	Fibroblasts	IM2	372	0.209524	0.3	0.209524	Fibroblasts-	Ctgf	Itgb2
23760	Fibroblasts	IM1	372	0.209524	0.419929	0.209524	Fibroblasts-	Ctgf	Itgb2
23768	Fibroblasts	AM3	372	0.209524	0.903475	0.209524	Fibroblasts-	Ctgf	Itgb2
23776	Fibroblasts	AM2	372	0.209524	0.913232	0.209524	Fibroblasts-	Ctgf	Itgb2
23784	Fibroblasts	AM1	372	0.209524	0.825342	0.209524	Fibroblasts-	Ctgf	Itgb2
23792	Fibroblasts	AT2	372	0.209524	0.05179	0.05179	Fibroblasts-	Ctgf	Itgb2
23808	Fibroblasts	Fibroblasts	372	0.209524	0.085714	0.085714	Fibroblasts-	Ctgf	Itgb2
23816	Fibroblasts	IM2	373	0.209524	0.405263	0.209524	Fibroblasts-	Ctgf	Lrp1
23824	Fibroblasts	IM1	373	0.209524	0.451957	0.209524	Fibroblasts-	Ctgf	Lrp1
23832	Fibroblasts	AM3	373	0.209524	0.783784	0.209524	Fibroblasts-	Ctgf	Lrp1
23840	Fibroblasts	AM2	373	0.209524	0.832972	0.209524	Fibroblasts-	Ctgf	Lrp1
23848	Fibroblasts	AM1	373	0.209524	0.808219	0.209524	Fibroblasts-	Ctgf	Lrp1
23872	Fibroblasts	Fibroblasts	373	0.209524	0.809524	0.209524	Fibroblasts-	Ctgf	Lrp1
23880	Fibroblasts	IM2	374	0.209524	0.321053	0.209524	Fibroblasts-	Ctgf	Lrp6
23888	Fibroblasts	IM1	374	0.209524	0.088968	0.088968	Fibroblasts-	Ctgf	Lrp6
23896	Fibroblasts	AM3	374	0.209524	0.138996	0.138996	Fibroblasts-	Ctgf	Lrp6
23904	Fibroblasts	AM2	374	0.209524	0.127983	0.127983	Fibroblasts-	Ctgf	Lrp6
23912	Fibroblasts	AM1	374	0.209524	0.092466	0.092466	Fibroblasts-	Ctgf	Lrp6
23920	Fibroblasts	AT2	374	0.209524	0.220368	0.209524	Fibroblasts-	Ctgf	Lrp6
23928	Fibroblasts	AT2_Retnla	374	0.209524	0.233161	0.209524	Fibroblasts-	Ctgf	Lrp6
23936	Fibroblasts	Fibroblasts	374	0.209524	0.314286	0.209524	Fibroblasts-	Ctgf	Lrp6
24000	Fibroblasts	Fibroblasts	375	0.209524	0.07619	0.07619	Fibroblasts-	Ctgf	Ntrk1
24110	AT2	AT2	377	0.094891	0.123392	0.094891	AT2->AT2/3	Cthrc1	Fzd5
24111	AT2_Retnla	AT2	377	0.056995	0.123392	0.056995	AT2_Retnla	Cthrc1	Fzd5

24118	AT2	AT2_Retnla	377	0.094891	0.119171	0.094891	AT2->AT2_	Cthrc1	Fzd5
24119	AT2_Retnla	AT2_Retnla	377	0.056995	0.119171	0.056995	AT2_Retnla	Cthrc1	Fzd5
24174	AT2	AT2	378	0.094891	0.056309	0.056309	AT2->AT2/	Cthrc1	Fzd6
24175	AT2_Retnla	AT2	378	0.056995	0.056309	0.056309	AT2_Retnla	Cthrc1	Fzd6
24196	AM2	IM2	379	0.093275	0.694737	0.093275	AM2->IM2,	Cx3cl1	Cx3cr1
24197	AM1	IM2	379	0.086758	0.694737	0.086758	AM1->IM2,	Cx3cl1	Cx3cr1
24204	AM2	IM1	379	0.093275	0.758007	0.093275	AM2->IM1,	Cx3cl1	Cx3cr1
24205	AM1	IM1	379	0.086758	0.758007	0.086758	AM1->IM1,	Cx3cl1	Cx3cr1
24212	AM2	AM3	379	0.093275	0.050193	0.050193	AM2->AM3	Cx3cl1	Cx3cr1
24213	AM1	AM3	379	0.086758	0.050193	0.050193	AM1->AM3	Cx3cl1	Cx3cr1
24244	AM2	AT2_Retnla	379	0.093275	0.051813	0.051813	AM2->AT2_	Cx3cl1	Cx3cr1
24245	AM1	AT2_Retnla	379	0.086758	0.051813	0.051813	AM1->AT2_	Cx3cl1	Cx3cr1
24512	Fibroblasts	Fibroblasts	383	0.466667	0.066667	0.066667	Fibroblasts	Cxcl12	Ackr3
24584	Fibroblasts	IM2	385	0.466667	0.273684	0.273684	Fibroblasts	Cxcl12	Cd4
24712	Fibroblasts	IM2	387	0.466667	0.173684	0.173684	Fibroblasts	Cxcl12	Cxcr4
24720	Fibroblasts	IM1	387	0.466667	0.185053	0.185053	Fibroblasts	Cxcl12	Cxcr4
24728	Fibroblasts	AM3	387	0.466667	0.243243	0.243243	Fibroblasts	Cxcl12	Cxcr4
24736	Fibroblasts	AM2	387	0.466667	0.193059	0.193059	Fibroblasts	Cxcl12	Cxcr4
24744	Fibroblasts	AM1	387	0.466667	0.230594	0.230594	Fibroblasts	Cxcl12	Cxcr4
24776	Fibroblasts	IM2	388	0.466667	0.321053	0.321053	Fibroblasts	Cxcl12	Itgb1
24784	Fibroblasts	IM1	388	0.466667	0.377224	0.377224	Fibroblasts	Cxcl12	Itgb1
24792	Fibroblasts	AM3	388	0.466667	0.633205	0.466667	Fibroblasts	Cxcl12	Itgb1
24800	Fibroblasts	AM2	388	0.466667	0.572668	0.466667	Fibroblasts	Cxcl12	Itgb1
24808	Fibroblasts	AM1	388	0.466667	0.509132	0.466667	Fibroblasts	Cxcl12	Itgb1
24816	Fibroblasts	AT2	388	0.466667	0.421967	0.421967	Fibroblasts	Cxcl12	Itgb1
24824	Fibroblasts	AT2_Retnla	388	0.466667	0.430052	0.430052	Fibroblasts	Cxcl12	Itgb1
24832	Fibroblasts	Fibroblasts	388	0.466667	0.666667	0.466667	Fibroblasts	Cxcl12	Itgb1
24840	Fibroblasts	IM2	389	0.466667	0.357895	0.357895	Fibroblasts	Cxcl12	Sdc4
24848	Fibroblasts	IM1	389	0.466667	0.27758	0.27758	Fibroblasts	Cxcl12	Sdc4
24856	Fibroblasts	AM3	389	0.466667	0.146718	0.146718	Fibroblasts	Cxcl12	Sdc4
24880	Fibroblasts	AT2	389	0.466667	0.89642	0.466667	Fibroblasts	Cxcl12	Sdc4
24888	Fibroblasts	AT2_Retnla	389	0.466667	0.927461	0.466667	Fibroblasts	Cxcl12	Sdc4
24896	Fibroblasts	Fibroblasts	389	0.466667	0.552381	0.466667	Fibroblasts	Cxcl12	Sdc4
25489	IM2	AM3	399	0.063158	0.27027	0.063158	IM2->AM3,	Cyr61	Cav1
25496	Fibroblasts	AM3	399	0.438095	0.27027	0.27027	Fibroblasts	Cyr61	Cav1
25497	IM2	AM2	399	0.063158	0.21692	0.063158	IM2->AM2,	Cyr61	Cav1
25504	Fibroblasts	AM2	399	0.438095	0.21692	0.21692	Fibroblasts	Cyr61	Cav1
25505	IM2	AM1	399	0.063158	0.15411	0.063158	IM2->AM1,	Cyr61	Cav1
25512	Fibroblasts	AM1	399	0.438095	0.15411	0.15411	Fibroblasts	Cyr61	Cav1
25513	IM2	AT2	399	0.063158	0.05179	0.05179	IM2->AT2/	Cyr61	Cav1
25520	Fibroblasts	AT2	399	0.438095	0.05179	0.05179	Fibroblasts	Cyr61	Cav1
25521	IM2	AT2_Retnla	399	0.063158	0.067358	0.063158	IM2->AT2_	Cyr61	Cav1
25528	Fibroblasts	AT2_Retnla	399	0.438095	0.067358	0.067358	Fibroblasts	Cyr61	Cav1
25529	IM2	Fibroblasts	399	0.063158	0.352381	0.063158	IM2->Fibro	Cyr61	Cav1
25536	Fibroblasts	Fibroblasts	399	0.438095	0.352381	0.352381	Fibroblasts	Cyr61	Cav1
25545	IM2	IM1	400	0.063158	0.088968	0.063158	IM2->IM1/	Cyr61	Itga5
25552	Fibroblasts	IM1	400	0.438095	0.088968	0.088968	Fibroblasts	Cyr61	Itga5

25553	IM2	AM3	400	0.063158	0.23166	0.063158	IM2->AM3,	Cyr61	Itga5
25560	Fibroblasts	AM3	400	0.438095	0.23166	0.23166	Fibroblasts·	Cyr61	Itga5
25561	IM2	AM2	400	0.063158	0.18872	0.063158	IM2->AM2,	Cyr61	Itga5
25568	Fibroblasts	AM2	400	0.438095	0.18872	0.18872	Fibroblasts·	Cyr61	Itga5
25569	IM2	AM1	400	0.063158	0.134703	0.063158	IM2->AM1,	Cyr61	Itga5
25576	Fibroblasts	AM1	400	0.438095	0.134703	0.134703	Fibroblasts·	Cyr61	Itga5
25593	IM2	Fibroblasts	400	0.063158	0.095238	0.063158	IM2->Fibro	Cyr61	Itga5
25600	Fibroblasts	Fibroblasts	400	0.438095	0.095238	0.095238	Fibroblasts·	Cyr61	Itga5
25601	IM2	IM2	401	0.063158	0.331579	0.063158	IM2->IM2/	Cyr61	Itgam
25608	Fibroblasts	IM2	401	0.438095	0.331579	0.331579	Fibroblasts·	Cyr61	Itgam
25609	IM2	IM1	401	0.063158	0.313167	0.063158	IM2->IM1/	Cyr61	Itgam
25616	Fibroblasts	IM1	401	0.438095	0.313167	0.313167	Fibroblasts·	Cyr61	Itgam
25617	IM2	AM3	401	0.063158	0.216216	0.063158	IM2->AM3,	Cyr61	Itgam
25624	Fibroblasts	AM3	401	0.438095	0.216216	0.216216	Fibroblasts·	Cyr61	Itgam
25665	IM2	IM2	402	0.063158	0.094737	0.063158	IM2->IM2/	Cyr61	Itgav
25672	Fibroblasts	IM2	402	0.438095	0.094737	0.094737	Fibroblasts·	Cyr61	Itgav
25673	IM2	IM1	402	0.063158	0.199288	0.063158	IM2->IM1/	Cyr61	Itgav
25680	Fibroblasts	IM1	402	0.438095	0.199288	0.199288	Fibroblasts·	Cyr61	Itgav
25681	IM2	AM3	402	0.063158	0.208494	0.063158	IM2->AM3,	Cyr61	Itgav
25688	Fibroblasts	AM3	402	0.438095	0.208494	0.208494	Fibroblasts·	Cyr61	Itgav
25689	IM2	AM2	402	0.063158	0.112798	0.063158	IM2->AM2,	Cyr61	Itgav
25696	Fibroblasts	AM2	402	0.438095	0.112798	0.112798	Fibroblasts·	Cyr61	Itgav
25697	IM2	AM1	402	0.063158	0.101598	0.063158	IM2->AM1,	Cyr61	Itgav
25704	Fibroblasts	AM1	402	0.438095	0.101598	0.101598	Fibroblasts·	Cyr61	Itgav
25705	IM2	AT2	402	0.063158	0.14251	0.063158	IM2->AT2/	Cyr61	Itgav
25712	Fibroblasts	AT2	402	0.438095	0.14251	0.14251	Fibroblasts·	Cyr61	Itgav
25713	IM2	AT2_Retnla	402	0.063158	0.170984	0.063158	IM2->AT2_	Cyr61	Itgav
25720	Fibroblasts	AT2_Retnla	402	0.438095	0.170984	0.170984	Fibroblasts·	Cyr61	Itgav
25721	IM2	Fibroblasts	402	0.063158	0.180952	0.063158	IM2->Fibro	Cyr61	Itgav
25728	Fibroblasts	Fibroblasts	402	0.438095	0.180952	0.180952	Fibroblasts·	Cyr61	Itgav
25729	IM2	IM2	403	0.063158	0.3	0.063158	IM2->IM2/	Cyr61	Itgb2
25736	Fibroblasts	IM2	403	0.438095	0.3	0.3	Fibroblasts·	Cyr61	Itgb2
25737	IM2	IM1	403	0.063158	0.419929	0.063158	IM2->IM1/	Cyr61	Itgb2
25744	Fibroblasts	IM1	403	0.438095	0.419929	0.419929	Fibroblasts·	Cyr61	Itgb2
25745	IM2	AM3	403	0.063158	0.903475	0.063158	IM2->AM3,	Cyr61	Itgb2
25752	Fibroblasts	AM3	403	0.438095	0.903475	0.438095	Fibroblasts·	Cyr61	Itgb2
25753	IM2	AM2	403	0.063158	0.913232	0.063158	IM2->AM2,	Cyr61	Itgb2
25760	Fibroblasts	AM2	403	0.438095	0.913232	0.438095	Fibroblasts·	Cyr61	Itgb2
25761	IM2	AM1	403	0.063158	0.825342	0.063158	IM2->AM1,	Cyr61	Itgb2
25768	Fibroblasts	AM1	403	0.438095	0.825342	0.438095	Fibroblasts·	Cyr61	Itgb2
25769	IM2	AT2	403	0.063158	0.05179	0.05179	IM2->AT2/	Cyr61	Itgb2
25776	Fibroblasts	AT2	403	0.438095	0.05179	0.05179	Fibroblasts·	Cyr61	Itgb2
25785	IM2	Fibroblasts	403	0.063158	0.085714	0.063158	IM2->Fibro	Cyr61	Itgb2
25792	Fibroblasts	Fibroblasts	403	0.438095	0.085714	0.085714	Fibroblasts·	Cyr61	Itgb2
25857	IM2	IM2	405	0.063158	0.326316	0.063158	IM2->IM2/	Cyr61	Itgb5
25864	Fibroblasts	IM2	405	0.438095	0.326316	0.326316	Fibroblasts·	Cyr61	Itgb5
25865	IM2	IM1	405	0.063158	0.402135	0.063158	IM2->IM1/	Cyr61	Itgb5

25872	Fibroblasts	IM1	405	0.438095	0.402135	0.402135	Fibroblasts·	Cyr61	Itgb5
25873	IM2	AM3	405	0.063158	0.316602	0.063158	IM2->AM3,	Cyr61	Itgb5
25880	Fibroblasts	AM3	405	0.438095	0.316602	0.316602	Fibroblasts·	Cyr61	Itgb5
25881	IM2	AM2	405	0.063158	0.266811	0.063158	IM2->AM2,	Cyr61	Itgb5
25888	Fibroblasts	AM2	405	0.438095	0.266811	0.266811	Fibroblasts·	Cyr61	Itgb5
25889	IM2	AM1	405	0.063158	0.245434	0.063158	IM2->AM1,	Cyr61	Itgb5
25896	Fibroblasts	AM1	405	0.438095	0.245434	0.245434	Fibroblasts·	Cyr61	Itgb5
25913	IM2	Fibroblasts	405	0.063158	0.285714	0.063158	IM2->Fibro	Cyr61	Itgb5
25920	Fibroblasts	Fibroblasts	405	0.438095	0.285714	0.285714	Fibroblasts·	Cyr61	Itgb5
25984	Fibroblasts	Fibroblasts	406	0.6	0.180952	0.180952	Fibroblasts·	Dcn	Egfr
26096	Fibroblasts	AT2	408	0.6	0.472019	0.472019	Fibroblasts·	Dcn	Met
26104	Fibroblasts	AT2_Retnla	408	0.6	0.471503	0.471503	Fibroblasts·	Dcn	Met
27073	IM2	IM2	424	0.131579	0.105263	0.105263	IM2->IM2/	Ebi3	Il6st
27074	IM1	IM2	424	0.117438	0.105263	0.105263	IM1->IM2/	Ebi3	Il6st
27081	IM2	IM1	424	0.131579	0.067616	0.067616	IM2->IM1/	Ebi3	Il6st
27082	IM1	IM1	424	0.117438	0.067616	0.067616	IM1->IM1/	Ebi3	Il6st
27089	IM2	AM3	424	0.131579	0.3861	0.131579	IM2->AM3,	Ebi3	Il6st
27090	IM1	AM3	424	0.117438	0.3861	0.117438	IM1->AM3,	Ebi3	Il6st
27097	IM2	AM2	424	0.131579	0.316703	0.131579	IM2->AM2,	Ebi3	Il6st
27098	IM1	AM2	424	0.117438	0.316703	0.117438	IM1->AM2,	Ebi3	Il6st
27105	IM2	AM1	424	0.131579	0.284247	0.131579	IM2->AM1,	Ebi3	Il6st
27106	IM1	AM1	424	0.117438	0.284247	0.117438	IM1->AM1,	Ebi3	Il6st
27113	IM2	AT2	424	0.131579	0.2878	0.131579	IM2->AT2/	Ebi3	Il6st
27114	IM1	AT2	424	0.117438	0.2878	0.117438	IM1->AT2/	Ebi3	Il6st
27121	IM2	AT2_Retnla	424	0.131579	0.253886	0.131579	IM2->AT2_	Ebi3	Il6st
27122	IM1	AT2_Retnla	424	0.117438	0.253886	0.117438	IM1->AT2_	Ebi3	Il6st
27129	IM2	Fibroblasts	424	0.131579	0.495238	0.131579	IM2->Fibro	Ebi3	Il6st
27130	IM1	Fibroblasts	424	0.117438	0.495238	0.117438	IM1->Fibro	Ebi3	Il6st
27177	IM2	AT2	425	0.147368	0.107056	0.107056	IM2->AT2/	Ecm1	Cachd1
27178	IM1	AT2	425	0.19573	0.107056	0.107056	IM1->AT2/	Ecm1	Cachd1
27179	AM3	AT2	425	0.250965	0.107056	0.107056	AM3->AT2/	Ecm1	Cachd1
27180	AM2	AT2	425	0.069414	0.107056	0.069414	AM2->AT2/	Ecm1	Cachd1
27184	Fibroblasts	AT2	425	0.685714	0.107056	0.107056	Fibroblasts·	Ecm1	Cachd1
27185	IM2	AT2_Retnla	425	0.147368	0.082902	0.082902	IM2->AT2_	Ecm1	Cachd1
27186	IM1	AT2_Retnla	425	0.19573	0.082902	0.082902	IM1->AT2_	Ecm1	Cachd1
27187	AM3	AT2_Retnla	425	0.250965	0.082902	0.082902	AM3->AT2_	Ecm1	Cachd1
27188	AM2	AT2_Retnla	425	0.069414	0.082902	0.069414	AM2->AT2_	Ecm1	Cachd1
27192	Fibroblasts	AT2_Retnla	425	0.685714	0.082902	0.082902	Fibroblasts·	Ecm1	Cachd1
27193	IM2	Fibroblasts	425	0.147368	0.095238	0.095238	IM2->Fibro	Ecm1	Cachd1
27194	IM1	Fibroblasts	425	0.19573	0.095238	0.095238	IM1->Fibro	Ecm1	Cachd1
27195	AM3	Fibroblasts	425	0.250965	0.095238	0.095238	AM3->Fibr	Ecm1	Cachd1
27196	AM2	Fibroblasts	425	0.069414	0.095238	0.069414	AM2->Fibr	Ecm1	Cachd1
27200	Fibroblasts	Fibroblasts	425	0.685714	0.095238	0.095238	Fibroblasts·	Ecm1	Cachd1
27902	AT2	Fibroblasts	436	0.125826	0.180952	0.125826	AT2->Fibrol	Efemp1	Egfr
27903	AT2_Retnla	Fibroblasts	436	0.134715	0.180952	0.134715	AT2_Retnla	Efemp1	Egfr
27904	Fibroblasts	Fibroblasts	436	0.638095	0.180952	0.180952	Fibroblasts·	Efemp1	Egfr
27966	AT2	Fibroblasts	437	0.117831	0.07619	0.07619	AT2->Fibrol	Efemp2	Aqp1

27967	AT2_Retnla	Fibroblasts	437	0.134715	0.07619	0.07619	AT2_Retnla	Efemp2	Aqp1
27968	Fibroblasts	Fibroblasts	437	0.342857	0.07619	0.07619	Fibroblasts·	Efemp2	Aqp1
28126	AT2	AM2	440	0.117831	0.078091	0.078091	AT2->AM2/	Efemp2	Plscr4
28127	AT2_Retnla	AM2	440	0.134715	0.078091	0.078091	AT2_Retnla	Efemp2	Plscr4
28128	Fibroblasts	AM2	440	0.342857	0.078091	0.078091	Fibroblasts·	Efemp2	Plscr4
28134	AT2	AM1	440	0.117831	0.054795	0.054795	AT2->AM1/	Efemp2	Plscr4
28135	AT2_Retnla	AM1	440	0.134715	0.054795	0.054795	AT2_Retnla	Efemp2	Plscr4
28136	Fibroblasts	AM1	440	0.342857	0.054795	0.054795	Fibroblasts·	Efemp2	Plscr4
28158	AT2	Fibroblasts	440	0.117831	0.228571	0.117831	AT2->Fibrol	Efemp2	Plscr4
28159	AT2_Retnla	Fibroblasts	440	0.134715	0.228571	0.134715	AT2_Retnla	Efemp2	Plscr4
28160	Fibroblasts	Fibroblasts	440	0.342857	0.228571	0.228571	Fibroblasts·	Efemp2	Plscr4
28270	AT2	AT2	442	0.150852	0.121655	0.121655	AT2->AT2/4	Efna1	Epha2
28271	AT2_Retnla	AT2	442	0.165803	0.121655	0.121655	AT2_Retnla	Efna1	Epha2
28278	AT2	AT2_Retnla	442	0.150852	0.139896	0.139896	AT2->AT2_I	Efna1	Epha2
28279	AT2_Retnla	AT2_Retnla	442	0.165803	0.139896	0.139896	AT2_Retnla	Efna1	Epha2
28350	AT2	Fibroblasts	443	0.150852	0.104762	0.104762	AT2->Fibrol	Efna1	Epha3
28351	AT2_Retnla	Fibroblasts	443	0.165803	0.104762	0.104762	AT2_Retnla	Efna1	Epha3
28406	AT2	AT2_Retnla	444	0.150852	0.067358	0.067358	AT2->AT2_I	Efna1	Epha4
28407	AT2_Retnla	AT2_Retnla	444	0.165803	0.067358	0.067358	AT2_Retnla	Efna1	Epha4
28590	AT2	AT2	447	0.150852	0.179701	0.150852	AT2->AT2/4	Efna1	Epha7
28591	AT2_Retnla	AT2	447	0.165803	0.179701	0.165803	AT2_Retnla	Efna1	Epha7
28598	AT2	AT2_Retnla	447	0.150852	0.207254	0.150852	AT2->AT2_I	Efna1	Epha7
28599	AT2_Retnla	AT2_Retnla	447	0.165803	0.207254	0.165803	AT2_Retnla	Efna1	Epha7
30576	Fibroblasts	AT2	478	0.07619	0.121655	0.07619	Fibroblasts·	Efna5	Epha2
30584	Fibroblasts	AT2_Retnla	478	0.07619	0.139896	0.07619	Fibroblasts·	Efna5	Epha2
30656	Fibroblasts	Fibroblasts	479	0.07619	0.104762	0.07619	Fibroblasts·	Efna5	Epha3
30712	Fibroblasts	AT2_Retnla	480	0.07619	0.067358	0.067358	Fibroblasts·	Efna5	Epha4
30896	Fibroblasts	AT2	483	0.07619	0.179701	0.07619	Fibroblasts·	Efna5	Epha7
30904	Fibroblasts	AT2_Retnla	483	0.07619	0.207254	0.07619	Fibroblasts·	Efna5	Epha7
31222	AT2	AT2_Retnla	488	0.141814	0.067358	0.067358	AT2->AT2_I	Efnb1	Epha4
31223	AT2_Retnla	AT2_Retnla	488	0.108808	0.067358	0.067358	AT2_Retnla	Efnb1	Epha4
31224	Fibroblasts	AT2_Retnla	488	0.171429	0.067358	0.067358	Fibroblasts·	Efnb1	Epha4
31470	AT2	AT2	492	0.141814	0.086201	0.086201	AT2->AT2/4	Efnb1	Ephb3
31471	AT2_Retnla	AT2	492	0.108808	0.086201	0.086201	AT2_Retnla	Efnb1	Ephb3
31472	Fibroblasts	AT2	492	0.171429	0.086201	0.086201	Fibroblasts·	Efnb1	Ephb3
31478	AT2	AT2_Retnla	492	0.141814	0.056995	0.056995	AT2->AT2_I	Efnb1	Ephb3
31479	AT2_Retnla	AT2_Retnla	492	0.108808	0.056995	0.056995	AT2_Retnla	Efnb1	Ephb3
31480	Fibroblasts	AT2_Retnla	492	0.171429	0.056995	0.056995	Fibroblasts·	Efnb1	Ephb3
31486	AT2	Fibroblasts	492	0.141814	0.104762	0.104762	AT2->Fibrol	Efnb1	Ephb3
31487	AT2_Retnla	Fibroblasts	492	0.108808	0.104762	0.104762	AT2_Retnla	Efnb1	Ephb3
31488	Fibroblasts	Fibroblasts	492	0.171429	0.104762	0.104762	Fibroblasts·	Efnb1	Ephb3
31550	AT2	Fibroblasts	493	0.141814	0.07619	0.07619	AT2->Fibrol	Efnb1	Ephb4
31551	AT2_Retnla	Fibroblasts	493	0.108808	0.07619	0.07619	AT2_Retnla	Efnb1	Ephb4
31552	Fibroblasts	Fibroblasts	493	0.171429	0.07619	0.07619	Fibroblasts·	Efnb1	Ephb4
31662	AT2	AT2	495	0.141814	0.074731	0.074731	AT2->AT2/4	Efnb1	Erbb2
31663	AT2_Retnla	AT2	495	0.108808	0.074731	0.074731	AT2_Retnla	Efnb1	Erbb2
31664	Fibroblasts	AT2	495	0.171429	0.074731	0.074731	Fibroblasts·	Efnb1	Erbb2

31670	AT2	AT2_Retnla	495	0.141814	0.103627	0.103627	AT2->AT2_	Efnb1	Erbb2
31671	AT2_Retnla	AT2_Retnla	495	0.108808	0.103627	0.103627	AT2_Retnla	Efnb1	Erbb2
31672	Fibroblasts	AT2_Retnla	495	0.171429	0.103627	0.103627	Fibroblasts-	Efnb1	Erbb2
33595	AM3	Fibroblasts	525	0.486486	0.314286	0.314286	AM3->Fibro	F10	F3
33596	AM2	Fibroblasts	525	0.472885	0.314286	0.314286	AM2->Fibro	F10	F3
33597	AM1	Fibroblasts	525	0.3379	0.314286	0.314286	AM1->Fibro	F10	F3
33603	AM3	IM2	526	0.486486	0.331579	0.331579	AM3->IM2/	F10	Itgam
33604	AM2	IM2	526	0.472885	0.331579	0.331579	AM2->IM2/	F10	Itgam
33605	AM1	IM2	526	0.3379	0.331579	0.331579	AM1->IM2/	F10	Itgam
33611	AM3	IM1	526	0.486486	0.313167	0.313167	AM3->IM1/	F10	Itgam
33612	AM2	IM1	526	0.472885	0.313167	0.313167	AM2->IM1/	F10	Itgam
33613	AM1	IM1	526	0.3379	0.313167	0.313167	AM1->IM1/	F10	Itgam
33619	AM3	AM3	526	0.486486	0.216216	0.216216	AM3->AM3	F10	Itgam
33620	AM2	AM3	526	0.472885	0.216216	0.216216	AM2->AM3	F10	Itgam
33621	AM1	AM3	526	0.3379	0.216216	0.216216	AM1->AM3	F10	Itgam
33667	AM3	IM2	527	0.486486	0.3	0.3	AM3->IM2/	F10	Itgb2
33668	AM2	IM2	527	0.472885	0.3	0.3	AM2->IM2/	F10	Itgb2
33669	AM1	IM2	527	0.3379	0.3	0.3	AM1->IM2/	F10	Itgb2
33675	AM3	IM1	527	0.486486	0.419929	0.419929	AM3->IM1/	F10	Itgb2
33676	AM2	IM1	527	0.472885	0.419929	0.419929	AM2->IM1/	F10	Itgb2
33677	AM1	IM1	527	0.3379	0.419929	0.3379	AM1->IM1/	F10	Itgb2
33683	AM3	AM3	527	0.486486	0.903475	0.486486	AM3->AM3	F10	Itgb2
33684	AM2	AM3	527	0.472885	0.903475	0.472885	AM2->AM3	F10	Itgb2
33685	AM1	AM3	527	0.3379	0.903475	0.3379	AM1->AM3	F10	Itgb2
33691	AM3	AM2	527	0.486486	0.913232	0.486486	AM3->AM2	F10	Itgb2
33692	AM2	AM2	527	0.472885	0.913232	0.472885	AM2->AM2	F10	Itgb2
33693	AM1	AM2	527	0.3379	0.913232	0.3379	AM1->AM2	F10	Itgb2
33699	AM3	AM1	527	0.486486	0.825342	0.486486	AM3->AM1	F10	Itgb2
33700	AM2	AM1	527	0.472885	0.825342	0.472885	AM2->AM1	F10	Itgb2
33701	AM1	AM1	527	0.3379	0.825342	0.3379	AM1->AM1	F10	Itgb2
33707	AM3	AT2	527	0.486486	0.05179	0.05179	AM3->AT2/	F10	Itgb2
33708	AM2	AT2	527	0.472885	0.05179	0.05179	AM2->AT2/	F10	Itgb2
33709	AM1	AT2	527	0.3379	0.05179	0.05179	AM1->AT2/	F10	Itgb2
33723	AM3	Fibroblasts	527	0.486486	0.085714	0.085714	AM3->Fibro	F10	Itgb2
33724	AM2	Fibroblasts	527	0.472885	0.085714	0.085714	AM2->Fibro	F10	Itgb2
33725	AM1	Fibroblasts	527	0.3379	0.085714	0.085714	AM1->Fibro	F10	Itgb2
33921	IM2	IM2	531	0.773684	0.147368	0.147368	IM2->IM2/	F13a1	Itga4
33928	Fibroblasts	IM2	531	0.066667	0.147368	0.066667	Fibroblasts-	F13a1	Itga4
33929	IM2	IM1	531	0.773684	0.209964	0.209964	IM2->IM1/	F13a1	Itga4
33936	Fibroblasts	IM1	531	0.066667	0.209964	0.066667	Fibroblasts-	F13a1	Itga4
33937	IM2	AM3	531	0.773684	0.146718	0.146718	IM2->AM3/	F13a1	Itga4
33944	Fibroblasts	AM3	531	0.066667	0.146718	0.066667	Fibroblasts-	F13a1	Itga4
33945	IM2	AM2	531	0.773684	0.121475	0.121475	IM2->AM2/	F13a1	Itga4
33952	Fibroblasts	AM2	531	0.066667	0.121475	0.066667	Fibroblasts-	F13a1	Itga4
33953	IM2	AM1	531	0.773684	0.184932	0.184932	IM2->AM1/	F13a1	Itga4
33960	Fibroblasts	AM1	531	0.066667	0.184932	0.066667	Fibroblasts-	F13a1	Itga4
33977	IM2	Fibroblasts	531	0.773684	0.095238	0.095238	IM2->Fibro	F13a1	Itga4

33984	Fibroblasts	Fibroblasts	531	0.066667	0.095238	0.066667	Fibroblasts-	F13a1	Itga4
33985	IM2	IM2	532	0.773684	0.094737	0.094737	IM2->IM2/!	F13a1	Itga9
33992	Fibroblasts	IM2	532	0.066667	0.094737	0.066667	Fibroblasts-	F13a1	Itga9
33993	IM2	IM1	532	0.773684	0.092527	0.092527	IM2->IM1/!	F13a1	Itga9
34000	Fibroblasts	IM1	532	0.066667	0.092527	0.066667	Fibroblasts-	F13a1	Itga9
34025	IM2	AT2	532	0.773684	0.368092	0.368092	IM2->AT2/!	F13a1	Itga9
34032	Fibroblasts	AT2	532	0.066667	0.368092	0.066667	Fibroblasts-	F13a1	Itga9
34033	IM2	AT2_Retnla	532	0.773684	0.352332	0.352332	IM2->AT2_	F13a1	Itga9
34040	Fibroblasts	AT2_Retnla	532	0.066667	0.352332	0.066667	Fibroblasts-	F13a1	Itga9
34041	IM2	Fibroblasts	532	0.773684	0.133333	0.133333	IM2->Fibro	F13a1	Itga9
34048	Fibroblasts	Fibroblasts	532	0.066667	0.133333	0.066667	Fibroblasts-	F13a1	Itga9
34049	IM2	IM2	533	0.773684	0.321053	0.321053	IM2->IM2/!	F13a1	Itgb1
34056	Fibroblasts	IM2	533	0.066667	0.321053	0.066667	Fibroblasts-	F13a1	Itgb1
34057	IM2	IM1	533	0.773684	0.377224	0.377224	IM2->IM1/!	F13a1	Itgb1
34064	Fibroblasts	IM1	533	0.066667	0.377224	0.066667	Fibroblasts-	F13a1	Itgb1
34065	IM2	AM3	533	0.773684	0.633205	0.633205	IM2->AM3,	F13a1	Itgb1
34072	Fibroblasts	AM3	533	0.066667	0.633205	0.066667	Fibroblasts-	F13a1	Itgb1
34073	IM2	AM2	533	0.773684	0.572668	0.572668	IM2->AM2,	F13a1	Itgb1
34080	Fibroblasts	AM2	533	0.066667	0.572668	0.066667	Fibroblasts-	F13a1	Itgb1
34081	IM2	AM1	533	0.773684	0.509132	0.509132	IM2->AM1,	F13a1	Itgb1
34088	Fibroblasts	AM1	533	0.066667	0.509132	0.066667	Fibroblasts-	F13a1	Itgb1
34089	IM2	AT2	533	0.773684	0.421967	0.421967	IM2->AT2/!	F13a1	Itgb1
34096	Fibroblasts	AT2	533	0.066667	0.421967	0.066667	Fibroblasts-	F13a1	Itgb1
34097	IM2	AT2_Retnla	533	0.773684	0.430052	0.430052	IM2->AT2_	F13a1	Itgb1
34104	Fibroblasts	AT2_Retnla	533	0.066667	0.430052	0.066667	Fibroblasts-	F13a1	Itgb1
34105	IM2	Fibroblasts	533	0.773684	0.666667	0.666667	IM2->Fibro	F13a1	Itgb1
34112	Fibroblasts	Fibroblasts	533	0.066667	0.666667	0.066667	Fibroblasts-	F13a1	Itgb1
34746	IM1	Fibroblasts	543	0.053381	0.314286	0.053381	IM1->Fibro	F7	F3
34747	AM3	Fibroblasts	543	0.586873	0.314286	0.314286	AM3->Fibro	F7	F3
34748	AM2	Fibroblasts	543	0.759219	0.314286	0.314286	AM2->Fibro	F7	F3
34749	AM1	Fibroblasts	543	0.624429	0.314286	0.314286	AM1->Fibro	F7	F3
34751	AT2_Retnla	Fibroblasts	543	0.056995	0.314286	0.056995	AT2_Retnla	F7	F3
35464	Fibroblasts	IM2	555	0.72381	0.321053	0.321053	Fibroblasts-	Fbln1	Itgb1
35472	Fibroblasts	IM1	555	0.72381	0.377224	0.377224	Fibroblasts-	Fbln1	Itgb1
35480	Fibroblasts	AM3	555	0.72381	0.633205	0.633205	Fibroblasts-	Fbln1	Itgb1
35488	Fibroblasts	AM2	555	0.72381	0.572668	0.572668	Fibroblasts-	Fbln1	Itgb1
35496	Fibroblasts	AM1	555	0.72381	0.509132	0.509132	Fibroblasts-	Fbln1	Itgb1
35504	Fibroblasts	AT2	555	0.72381	0.421967	0.421967	Fibroblasts-	Fbln1	Itgb1
35512	Fibroblasts	AT2_Retnla	555	0.72381	0.430052	0.430052	Fibroblasts-	Fbln1	Itgb1
35520	Fibroblasts	Fibroblasts	555	0.72381	0.666667	0.666667	Fibroblasts-	Fbln1	Itgb1
35600	Fibroblasts	IM1	557	0.742857	0.088968	0.088968	Fibroblasts-	Fbn1	Itga5
35608	Fibroblasts	AM3	557	0.742857	0.23166	0.23166	Fibroblasts-	Fbn1	Itga5
35616	Fibroblasts	AM2	557	0.742857	0.18872	0.18872	Fibroblasts-	Fbn1	Itga5
35624	Fibroblasts	AM1	557	0.742857	0.134703	0.134703	Fibroblasts-	Fbn1	Itga5
35648	Fibroblasts	Fibroblasts	557	0.742857	0.095238	0.095238	Fibroblasts-	Fbn1	Itga5
35656	Fibroblasts	IM2	558	0.742857	0.094737	0.094737	Fibroblasts-	Fbn1	Itgav
35664	Fibroblasts	IM1	558	0.742857	0.199288	0.199288	Fibroblasts-	Fbn1	Itgav

35672	Fibroblasts	AM3	558	0.742857	0.208494	0.208494	Fibroblasts·	Fbn1	Itgav
35680	Fibroblasts	AM2	558	0.742857	0.112798	0.112798	Fibroblasts·	Fbn1	Itgav
35688	Fibroblasts	AM1	558	0.742857	0.101598	0.101598	Fibroblasts·	Fbn1	Itgav
35696	Fibroblasts	AT2	558	0.742857	0.14251	0.14251	Fibroblasts·	Fbn1	Itgav
35704	Fibroblasts	AT2_Retnla	558	0.742857	0.170984	0.170984	Fibroblasts·	Fbn1	Itgav
35712	Fibroblasts	Fibroblasts	558	0.742857	0.180952	0.180952	Fibroblasts·	Fbn1	Itgav
35720	Fibroblasts	IM2	559	0.742857	0.321053	0.321053	Fibroblasts·	Fbn1	Itgb1
35728	Fibroblasts	IM1	559	0.742857	0.377224	0.377224	Fibroblasts·	Fbn1	Itgb1
35736	Fibroblasts	AM3	559	0.742857	0.633205	0.633205	Fibroblasts·	Fbn1	Itgb1
35744	Fibroblasts	AM2	559	0.742857	0.572668	0.572668	Fibroblasts·	Fbn1	Itgb1
35752	Fibroblasts	AM1	559	0.742857	0.509132	0.509132	Fibroblasts·	Fbn1	Itgb1
35760	Fibroblasts	AT2	559	0.742857	0.421967	0.421967	Fibroblasts·	Fbn1	Itgb1
35768	Fibroblasts	AT2_Retnla	559	0.742857	0.430052	0.430052	Fibroblasts·	Fbn1	Itgb1
35776	Fibroblasts	Fibroblasts	559	0.742857	0.666667	0.666667	Fibroblasts·	Fbn1	Itgb1
35896	Fibroblasts	AT2_Retnla	561	0.742857	0.056995	0.056995	Fibroblasts·	Fbn1	Itgb6
36550	AT2	IM2	572	0.252694	0.284211	0.252694	AT2->IM2/!	Fgf1	Cd44
36551	AT2_Retnla	IM2	572	0.19171	0.284211	0.19171	AT2_Retnla	Fgf1	Cd44
36558	AT2	IM1	572	0.252694	0.462633	0.252694	AT2->IM1/!	Fgf1	Cd44
36559	AT2_Retnla	IM1	572	0.19171	0.462633	0.19171	AT2_Retnla	Fgf1	Cd44
36566	AT2	AM3	572	0.252694	0.957529	0.252694	AT2->AM3/	Fgf1	Cd44
36567	AT2_Retnla	AM3	572	0.19171	0.957529	0.19171	AT2_Retnla	Fgf1	Cd44
36574	AT2	AM2	572	0.252694	0.980477	0.252694	AT2->AM2/	Fgf1	Cd44
36575	AT2_Retnla	AM2	572	0.19171	0.980477	0.19171	AT2_Retnla	Fgf1	Cd44
36582	AT2	AM1	572	0.252694	0.981735	0.252694	AT2->AM1/	Fgf1	Cd44
36583	AT2_Retnla	AM1	572	0.19171	0.981735	0.19171	AT2_Retnla	Fgf1	Cd44
36590	AT2	AT2	572	0.252694	0.308655	0.252694	AT2->AT2/!	Fgf1	Cd44
36591	AT2_Retnla	AT2	572	0.19171	0.308655	0.19171	AT2_Retnla	Fgf1	Cd44
36598	AT2	AT2_Retnla	572	0.252694	0.409326	0.252694	AT2->AT2_	Fgf1	Cd44
36599	AT2_Retnla	AT2_Retnla	572	0.19171	0.409326	0.19171	AT2_Retnla	Fgf1	Cd44
36606	AT2	Fibroblasts	572	0.252694	0.32381	0.252694	AT2->Fibro	Fgf1	Cd44
36607	AT2_Retnla	Fibroblasts	572	0.19171	0.32381	0.19171	AT2_Retnla	Fgf1	Cd44
36670	AT2	Fibroblasts	573	0.252694	0.180952	0.180952	AT2->Fibro	Fgf1	Egfr
36671	AT2_Retnla	Fibroblasts	573	0.19171	0.180952	0.180952	AT2_Retnla	Fgf1	Egfr
36678	AT2	IM2	574	0.252694	0.115789	0.115789	AT2->IM2/!	Fgf1	Fgfr1
36679	AT2_Retnla	IM2	574	0.19171	0.115789	0.115789	AT2_Retnla	Fgf1	Fgfr1
36734	AT2	Fibroblasts	574	0.252694	0.619048	0.252694	AT2->Fibro	Fgf1	Fgfr1
36735	AT2_Retnla	Fibroblasts	574	0.19171	0.619048	0.19171	AT2_Retnla	Fgf1	Fgfr1
36782	AT2	AT2	575	0.252694	0.620438	0.252694	AT2->AT2/!	Fgf1	Fgfr2
36783	AT2_Retnla	AT2	575	0.19171	0.620438	0.19171	AT2_Retnla	Fgf1	Fgfr2
36790	AT2	AT2_Retnla	575	0.252694	0.606218	0.252694	AT2->AT2_	Fgf1	Fgfr2
36791	AT2_Retnla	AT2_Retnla	575	0.19171	0.606218	0.19171	AT2_Retnla	Fgf1	Fgfr2
36862	AT2	Fibroblasts	576	0.252694	0.352381	0.252694	AT2->Fibro	Fgf1	Fgfr3
36863	AT2_Retnla	Fibroblasts	576	0.19171	0.352381	0.19171	AT2_Retnla	Fgf1	Fgfr3
36926	AT2	Fibroblasts	577	0.252694	0.12381	0.12381	AT2->Fibro	Fgf1	Fgfr4
36927	AT2_Retnla	Fibroblasts	577	0.19171	0.12381	0.12381	AT2_Retnla	Fgf1	Fgfr4
36990	AT2	Fibroblasts	578	0.252694	0.066667	0.066667	AT2->Fibro	Fgf1	Fgfrl1
36991	AT2_Retnla	Fibroblasts	578	0.19171	0.066667	0.066667	AT2_Retnla	Fgf1	Fgfrl1

36998	AT2	IM2	579	0.252694	0.547368	0.252694	AT2->IM2/!	Fgf1	Nrp1
36999	AT2_Retnla	IM2	579	0.19171	0.547368	0.19171	AT2_Retnla	Fgf1	Nrp1
37006	AT2	IM1	579	0.252694	0.298932	0.252694	AT2->IM1/!	Fgf1	Nrp1
37007	AT2_Retnla	IM1	579	0.19171	0.298932	0.19171	AT2_Retnla	Fgf1	Nrp1
37014	AT2	AM3	579	0.252694	0.343629	0.252694	AT2->AM3/	Fgf1	Nrp1
37015	AT2_Retnla	AM3	579	0.19171	0.343629	0.19171	AT2_Retnla	Fgf1	Nrp1
37022	AT2	AM2	579	0.252694	0.349241	0.252694	AT2->AM2/	Fgf1	Nrp1
37023	AT2_Retnla	AM2	579	0.19171	0.349241	0.19171	AT2_Retnla	Fgf1	Nrp1
37030	AT2	AM1	579	0.252694	0.321918	0.252694	AT2->AM1/	Fgf1	Nrp1
37031	AT2_Retnla	AM1	579	0.19171	0.321918	0.19171	AT2_Retnla	Fgf1	Nrp1
37038	AT2	AT2	579	0.252694	0.689607	0.252694	AT2->AT2/!	Fgf1	Nrp1
37039	AT2_Retnla	AT2	579	0.19171	0.689607	0.19171	AT2_Retnla	Fgf1	Nrp1
37046	AT2	AT2_Retnla	579	0.252694	0.647668	0.252694	AT2->AT2_	Fgf1	Nrp1
37047	AT2_Retnla	AT2_Retnla	579	0.19171	0.647668	0.19171	AT2_Retnla	Fgf1	Nrp1
37054	AT2	Fibroblasts	579	0.252694	0.695238	0.252694	AT2->Fibro	Fgf1	Nrp1
37055	AT2_Retnla	Fibroblasts	579	0.19171	0.695238	0.19171	AT2_Retnla	Fgf1	Nrp1
37064	Fibroblasts	IM2	580	0.152381	0.115789	0.115789	Fibroblasts	Fgf10	Fgfr1
37120	Fibroblasts	Fibroblasts	580	0.152381	0.619048	0.152381	Fibroblasts	Fgf10	Fgfr1
37168	Fibroblasts	AT2	581	0.152381	0.620438	0.152381	Fibroblasts	Fgf10	Fgfr2
37176	Fibroblasts	AT2_Retnla	581	0.152381	0.606218	0.152381	Fibroblasts	Fgf10	Fgfr2
37248	Fibroblasts	Fibroblasts	582	0.152381	0.352381	0.152381	Fibroblasts	Fgf10	Fgfr3
37312	Fibroblasts	Fibroblasts	583	0.152381	0.12381	0.12381	Fibroblasts	Fgf10	Fgfr4
38792	Fibroblasts	IM2	607	0.247619	0.284211	0.247619	Fibroblasts	Fgf2	Cd44
38800	Fibroblasts	IM1	607	0.247619	0.462633	0.247619	Fibroblasts	Fgf2	Cd44
38808	Fibroblasts	AM3	607	0.247619	0.957529	0.247619	Fibroblasts	Fgf2	Cd44
38816	Fibroblasts	AM2	607	0.247619	0.980477	0.247619	Fibroblasts	Fgf2	Cd44
38824	Fibroblasts	AM1	607	0.247619	0.981735	0.247619	Fibroblasts	Fgf2	Cd44
38832	Fibroblasts	AT2	607	0.247619	0.308655	0.247619	Fibroblasts	Fgf2	Cd44
38840	Fibroblasts	AT2_Retnla	607	0.247619	0.409326	0.247619	Fibroblasts	Fgf2	Cd44
38848	Fibroblasts	Fibroblasts	607	0.247619	0.32381	0.247619	Fibroblasts	Fgf2	Cd44
38856	Fibroblasts	IM2	608	0.247619	0.115789	0.115789	Fibroblasts	Fgf2	Fgfr1
38912	Fibroblasts	Fibroblasts	608	0.247619	0.619048	0.247619	Fibroblasts	Fgf2	Fgfr1
38960	Fibroblasts	AT2	609	0.247619	0.620438	0.247619	Fibroblasts	Fgf2	Fgfr2
38968	Fibroblasts	AT2_Retnla	609	0.247619	0.606218	0.247619	Fibroblasts	Fgf2	Fgfr2
39040	Fibroblasts	Fibroblasts	610	0.247619	0.352381	0.247619	Fibroblasts	Fgf2	Fgfr3
39104	Fibroblasts	Fibroblasts	611	0.247619	0.12381	0.12381	Fibroblasts	Fgf2	Fgfr4
39168	Fibroblasts	Fibroblasts	612	0.247619	0.066667	0.066667	Fibroblasts	Fgf2	Fgfrl1
39224	Fibroblasts	AT2_Retnla	613	0.247619	0.093264	0.093264	Fibroblasts	Fgf2	Gpc4
39240	Fibroblasts	IM2	614	0.247619	0.547368	0.247619	Fibroblasts	Fgf2	Nrp1
39248	Fibroblasts	IM1	614	0.247619	0.298932	0.247619	Fibroblasts	Fgf2	Nrp1
39256	Fibroblasts	AM3	614	0.247619	0.343629	0.247619	Fibroblasts	Fgf2	Nrp1
39264	Fibroblasts	AM2	614	0.247619	0.349241	0.247619	Fibroblasts	Fgf2	Nrp1
39272	Fibroblasts	AM1	614	0.247619	0.321918	0.247619	Fibroblasts	Fgf2	Nrp1
39280	Fibroblasts	AT2	614	0.247619	0.689607	0.247619	Fibroblasts	Fgf2	Nrp1
39288	Fibroblasts	AT2_Retnla	614	0.247619	0.647668	0.247619	Fibroblasts	Fgf2	Nrp1
39296	Fibroblasts	Fibroblasts	614	0.247619	0.695238	0.247619	Fibroblasts	Fgf2	Nrp1
39320	Fibroblasts	AM3	615	0.247619	0.069498	0.069498	Fibroblasts	Fgf2	Sdc1

39344	Fibroblasts	AT2	615	0.247619	0.728537	0.247619	Fibroblasts·	Fgf2	Sdc1
39352	Fibroblasts	AT2_Retnla	615	0.247619	0.787565	0.247619	Fibroblasts·	Fgf2	Sdc1
39360	Fibroblasts	Fibroblasts	615	0.247619	0.07619	0.07619	Fibroblasts·	Fgf2	Sdc1
39424	Fibroblasts	Fibroblasts	616	0.247619	0.542857	0.247619	Fibroblasts·	Fgf2	Sdc2
39432	Fibroblasts	IM2	617	0.247619	0.326316	0.247619	Fibroblasts·	Fgf2	Sdc3
39440	Fibroblasts	IM1	617	0.247619	0.377224	0.247619	Fibroblasts·	Fgf2	Sdc3
39448	Fibroblasts	AM3	617	0.247619	0.53668	0.247619	Fibroblasts·	Fgf2	Sdc3
39456	Fibroblasts	AM2	617	0.247619	0.546638	0.247619	Fibroblasts·	Fgf2	Sdc3
39464	Fibroblasts	AM1	617	0.247619	0.436073	0.247619	Fibroblasts·	Fgf2	Sdc3
39488	Fibroblasts	Fibroblasts	617	0.247619	0.057143	0.057143	Fibroblasts·	Fgf2	Sdc3
39496	Fibroblasts	IM2	618	0.247619	0.357895	0.247619	Fibroblasts·	Fgf2	Sdc4
39504	Fibroblasts	IM1	618	0.247619	0.27758	0.247619	Fibroblasts·	Fgf2	Sdc4
39512	Fibroblasts	AM3	618	0.247619	0.146718	0.146718	Fibroblasts·	Fgf2	Sdc4
39536	Fibroblasts	AT2	618	0.247619	0.89642	0.247619	Fibroblasts·	Fgf2	Sdc4
39544	Fibroblasts	AT2_Retnla	618	0.247619	0.927461	0.247619	Fibroblasts·	Fgf2	Sdc4
39552	Fibroblasts	Fibroblasts	618	0.247619	0.552381	0.247619	Fibroblasts·	Fgf2	Sdc4
39560	Fibroblasts	IM2	619	0.333333	0.115789	0.115789	Fibroblasts·	Fgf7	Fgfr1
39616	Fibroblasts	Fibroblasts	619	0.333333	0.619048	0.333333	Fibroblasts·	Fgf7	Fgfr1
39664	Fibroblasts	AT2	620	0.333333	0.620438	0.333333	Fibroblasts·	Fgf7	Fgfr2
39672	Fibroblasts	AT2_Retnla	620	0.333333	0.606218	0.333333	Fibroblasts·	Fgf7	Fgfr2
39744	Fibroblasts	Fibroblasts	621	0.333333	0.352381	0.333333	Fibroblasts·	Fgf7	Fgfr3
39808	Fibroblasts	Fibroblasts	622	0.333333	0.12381	0.12381	Fibroblasts·	Fgf7	Fgfr4
39816	Fibroblasts	IM2	623	0.333333	0.547368	0.333333	Fibroblasts·	Fgf7	Nrp1
39824	Fibroblasts	IM1	623	0.333333	0.298932	0.298932	Fibroblasts·	Fgf7	Nrp1
39832	Fibroblasts	AM3	623	0.333333	0.343629	0.333333	Fibroblasts·	Fgf7	Nrp1
39840	Fibroblasts	AM2	623	0.333333	0.349241	0.333333	Fibroblasts·	Fgf7	Nrp1
39848	Fibroblasts	AM1	623	0.333333	0.321918	0.321918	Fibroblasts·	Fgf7	Nrp1
39856	Fibroblasts	AT2	623	0.333333	0.689607	0.333333	Fibroblasts·	Fgf7	Nrp1
39864	Fibroblasts	AT2_Retnla	623	0.333333	0.647668	0.333333	Fibroblasts·	Fgf7	Nrp1
39872	Fibroblasts	Fibroblasts	623	0.333333	0.695238	0.333333	Fibroblasts·	Fgf7	Nrp1
40578	IM1	IM2	635	0.142349	0.657895	0.142349	IM1->IM2/	Fn1	C5ar1
40579	AM3	IM2	635	0.880309	0.657895	0.657895	AM3->IM2,	Fn1	C5ar1
40580	AM2	IM2	635	0.579176	0.657895	0.579176	AM2->IM2,	Fn1	C5ar1
40581	AM1	IM2	635	0.479452	0.657895	0.479452	AM1->IM2,	Fn1	C5ar1
40584	Fibroblasts	IM2	635	0.790476	0.657895	0.657895	Fibroblasts·	Fn1	C5ar1
40586	IM1	IM1	635	0.142349	0.398577	0.142349	IM1->IM1/	Fn1	C5ar1
40587	AM3	IM1	635	0.880309	0.398577	0.398577	AM3->IM1,	Fn1	C5ar1
40588	AM2	IM1	635	0.579176	0.398577	0.398577	AM2->IM1,	Fn1	C5ar1
40589	AM1	IM1	635	0.479452	0.398577	0.398577	AM1->IM1,	Fn1	C5ar1
40592	Fibroblasts	IM1	635	0.790476	0.398577	0.398577	Fibroblasts·	Fn1	C5ar1
40594	IM1	AM3	635	0.142349	0.138996	0.138996	IM1->AM3,	Fn1	C5ar1
40595	AM3	AM3	635	0.880309	0.138996	0.138996	AM3->AM3	Fn1	C5ar1
40596	AM2	AM3	635	0.579176	0.138996	0.138996	AM2->AM3	Fn1	C5ar1
40597	AM1	AM3	635	0.479452	0.138996	0.138996	AM1->AM3	Fn1	C5ar1
40600	Fibroblasts	AM3	635	0.790476	0.138996	0.138996	Fibroblasts·	Fn1	C5ar1
40602	IM1	AM2	635	0.142349	0.373102	0.142349	IM1->AM2,	Fn1	C5ar1
40603	AM3	AM2	635	0.880309	0.373102	0.373102	AM3->AM2	Fn1	C5ar1

40604	AM2	AM2	635	0.579176	0.373102	0.373102	AM2->AM2	Fn1	C5ar1
40605	AM1	AM2	635	0.479452	0.373102	0.373102	AM1->AM2	Fn1	C5ar1
40608	Fibroblasts	AM2	635	0.790476	0.373102	0.373102	Fibroblasts-	Fn1	C5ar1
40610	IM1	AM1	635	0.142349	0.619863	0.142349	IM1->AM1,	Fn1	C5ar1
40611	AM3	AM1	635	0.880309	0.619863	0.619863	AM3->AM1	Fn1	C5ar1
40612	AM2	AM1	635	0.579176	0.619863	0.579176	AM2->AM1	Fn1	C5ar1
40613	AM1	AM1	635	0.479452	0.619863	0.479452	AM1->AM1	Fn1	C5ar1
40616	Fibroblasts	AM1	635	0.790476	0.619863	0.619863	Fibroblasts-	Fn1	C5ar1
40642	IM1	IM2	636	0.142349	0.284211	0.142349	IM1->IM2/	Fn1	Cd44
40643	AM3	IM2	636	0.880309	0.284211	0.284211	AM3->IM2,	Fn1	Cd44
40644	AM2	IM2	636	0.579176	0.284211	0.284211	AM2->IM2,	Fn1	Cd44
40645	AM1	IM2	636	0.479452	0.284211	0.284211	AM1->IM2,	Fn1	Cd44
40648	Fibroblasts	IM2	636	0.790476	0.284211	0.284211	Fibroblasts-	Fn1	Cd44
40650	IM1	IM1	636	0.142349	0.462633	0.142349	IM1->IM1/	Fn1	Cd44
40651	AM3	IM1	636	0.880309	0.462633	0.462633	AM3->IM1,	Fn1	Cd44
40652	AM2	IM1	636	0.579176	0.462633	0.462633	AM2->IM1,	Fn1	Cd44
40653	AM1	IM1	636	0.479452	0.462633	0.462633	AM1->IM1,	Fn1	Cd44
40656	Fibroblasts	IM1	636	0.790476	0.462633	0.462633	Fibroblasts-	Fn1	Cd44
40658	IM1	AM3	636	0.142349	0.957529	0.142349	IM1->AM3,	Fn1	Cd44
40659	AM3	AM3	636	0.880309	0.957529	0.880309	AM3->AM3	Fn1	Cd44
40660	AM2	AM3	636	0.579176	0.957529	0.579176	AM2->AM3	Fn1	Cd44
40661	AM1	AM3	636	0.479452	0.957529	0.479452	AM1->AM3	Fn1	Cd44
40664	Fibroblasts	AM3	636	0.790476	0.957529	0.790476	Fibroblasts-	Fn1	Cd44
40666	IM1	AM2	636	0.142349	0.980477	0.142349	IM1->AM2,	Fn1	Cd44
40667	AM3	AM2	636	0.880309	0.980477	0.880309	AM3->AM2	Fn1	Cd44
40668	AM2	AM2	636	0.579176	0.980477	0.579176	AM2->AM2	Fn1	Cd44
40669	AM1	AM2	636	0.479452	0.980477	0.479452	AM1->AM2	Fn1	Cd44
40672	Fibroblasts	AM2	636	0.790476	0.980477	0.790476	Fibroblasts-	Fn1	Cd44
40674	IM1	AM1	636	0.142349	0.981735	0.142349	IM1->AM1,	Fn1	Cd44
40675	AM3	AM1	636	0.880309	0.981735	0.880309	AM3->AM1	Fn1	Cd44
40676	AM2	AM1	636	0.579176	0.981735	0.579176	AM2->AM1	Fn1	Cd44
40677	AM1	AM1	636	0.479452	0.981735	0.479452	AM1->AM1	Fn1	Cd44
40680	Fibroblasts	AM1	636	0.790476	0.981735	0.790476	Fibroblasts-	Fn1	Cd44
40682	IM1	AT2	636	0.142349	0.308655	0.142349	IM1->AT2/	Fn1	Cd44
40683	AM3	AT2	636	0.880309	0.308655	0.308655	AM3->AT2,	Fn1	Cd44
40684	AM2	AT2	636	0.579176	0.308655	0.308655	AM2->AT2,	Fn1	Cd44
40685	AM1	AT2	636	0.479452	0.308655	0.308655	AM1->AT2,	Fn1	Cd44
40688	Fibroblasts	AT2	636	0.790476	0.308655	0.308655	Fibroblasts-	Fn1	Cd44
40690	IM1	AT2_Retnla	636	0.142349	0.409326	0.142349	IM1->AT2_	Fn1	Cd44
40691	AM3	AT2_Retnla	636	0.880309	0.409326	0.409326	AM3->AT2_	Fn1	Cd44
40692	AM2	AT2_Retnla	636	0.579176	0.409326	0.409326	AM2->AT2_	Fn1	Cd44
40693	AM1	AT2_Retnla	636	0.479452	0.409326	0.409326	AM1->AT2_	Fn1	Cd44
40696	Fibroblasts	AT2_Retnla	636	0.790476	0.409326	0.409326	Fibroblasts-	Fn1	Cd44
40698	IM1	Fibroblasts	636	0.142349	0.32381	0.142349	IM1->Fibro	Fn1	Cd44
40699	AM3	Fibroblasts	636	0.880309	0.32381	0.32381	AM3->Fibr	Fn1	Cd44
40700	AM2	Fibroblasts	636	0.579176	0.32381	0.32381	AM2->Fibr	Fn1	Cd44
40701	AM1	Fibroblasts	636	0.479452	0.32381	0.32381	AM1->Fibr	Fn1	Cd44

40704	Fibroblasts	Fibroblasts	636	0.790476	0.32381	0.32381	Fibroblasts·	Fn1	Cd44
40722	IM1	AM3	637	0.142349	0.050193	0.050193	IM1->AM3,	Fn1	Cd79a
40723	AM3	AM3	637	0.880309	0.050193	0.050193	AM3->AM3	Fn1	Cd79a
40724	AM2	AM3	637	0.579176	0.050193	0.050193	AM2->AM3	Fn1	Cd79a
40725	AM1	AM3	637	0.479452	0.050193	0.050193	AM1->AM3	Fn1	Cd79a
40728	Fibroblasts	AM3	637	0.790476	0.050193	0.050193	Fibroblasts·	Fn1	Cd79a
40746	IM1	AT2	637	0.142349	0.056656	0.056656	IM1->AT2/	Fn1	Cd79a
40747	AM3	AT2	637	0.880309	0.056656	0.056656	AM3->AT2/	Fn1	Cd79a
40748	AM2	AT2	637	0.579176	0.056656	0.056656	AM2->AT2/	Fn1	Cd79a
40749	AM1	AT2	637	0.479452	0.056656	0.056656	AM1->AT2/	Fn1	Cd79a
40752	Fibroblasts	AT2	637	0.790476	0.056656	0.056656	Fibroblasts·	Fn1	Cd79a
40762	IM1	Fibroblasts	637	0.142349	0.07619	0.07619	IM1->Fibro	Fn1	Cd79a
40763	AM3	Fibroblasts	637	0.880309	0.07619	0.07619	AM3->Fibr	Fn1	Cd79a
40764	AM2	Fibroblasts	637	0.579176	0.07619	0.07619	AM2->Fibr	Fn1	Cd79a
40765	AM1	Fibroblasts	637	0.479452	0.07619	0.07619	AM1->Fibr	Fn1	Cd79a
40768	Fibroblasts	Fibroblasts	637	0.790476	0.07619	0.07619	Fibroblasts·	Fn1	Cd79a
40826	IM1	Fibroblasts	638	0.142349	0.371429	0.142349	IM1->Fibro	Fn1	Col13a1
40827	AM3	Fibroblasts	638	0.880309	0.371429	0.371429	AM3->Fibr	Fn1	Col13a1
40828	AM2	Fibroblasts	638	0.579176	0.371429	0.371429	AM2->Fibr	Fn1	Col13a1
40829	AM1	Fibroblasts	638	0.479452	0.371429	0.371429	AM1->Fibr	Fn1	Col13a1
40832	Fibroblasts	Fibroblasts	638	0.790476	0.371429	0.371429	Fibroblasts·	Fn1	Col13a1
40938	IM1	AT2	640	0.142349	0.076816	0.076816	IM1->AT2/	Fn1	Il17rc
40939	AM3	AT2	640	0.880309	0.076816	0.076816	AM3->AT2/	Fn1	Il17rc
40940	AM2	AT2	640	0.579176	0.076816	0.076816	AM2->AT2/	Fn1	Il17rc
40941	AM1	AT2	640	0.479452	0.076816	0.076816	AM1->AT2/	Fn1	Il17rc
40944	Fibroblasts	AT2	640	0.790476	0.076816	0.076816	Fibroblasts·	Fn1	Il17rc
40946	IM1	AT2_Retnla	640	0.142349	0.134715	0.134715	IM1->AT2_	Fn1	Il17rc
40947	AM3	AT2_Retnla	640	0.880309	0.134715	0.134715	AM3->AT2_	Fn1	Il17rc
40948	AM2	AT2_Retnla	640	0.579176	0.134715	0.134715	AM2->AT2_	Fn1	Il17rc
40949	AM1	AT2_Retnla	640	0.479452	0.134715	0.134715	AM1->AT2_	Fn1	Il17rc
40952	Fibroblasts	AT2_Retnla	640	0.790476	0.134715	0.134715	Fibroblasts·	Fn1	Il17rc
41130	IM1	AT2	643	0.142349	0.105666	0.105666	IM1->AT2/	Fn1	Itga3
41131	AM3	AT2	643	0.880309	0.105666	0.105666	AM3->AT2/	Fn1	Itga3
41132	AM2	AT2	643	0.579176	0.105666	0.105666	AM2->AT2/	Fn1	Itga3
41133	AM1	AT2	643	0.479452	0.105666	0.105666	AM1->AT2/	Fn1	Itga3
41136	Fibroblasts	AT2	643	0.790476	0.105666	0.105666	Fibroblasts·	Fn1	Itga3
41138	IM1	AT2_Retnla	643	0.142349	0.145078	0.142349	IM1->AT2_	Fn1	Itga3
41139	AM3	AT2_Retnla	643	0.880309	0.145078	0.145078	AM3->AT2_	Fn1	Itga3
41140	AM2	AT2_Retnla	643	0.579176	0.145078	0.145078	AM2->AT2_	Fn1	Itga3
41141	AM1	AT2_Retnla	643	0.479452	0.145078	0.145078	AM1->AT2_	Fn1	Itga3
41144	Fibroblasts	AT2_Retnla	643	0.790476	0.145078	0.145078	Fibroblasts·	Fn1	Itga3
41154	IM1	IM2	644	0.142349	0.147368	0.142349	IM1->IM2/	Fn1	Itga4
41155	AM3	IM2	644	0.880309	0.147368	0.147368	AM3->IM2/	Fn1	Itga4
41156	AM2	IM2	644	0.579176	0.147368	0.147368	AM2->IM2/	Fn1	Itga4
41157	AM1	IM2	644	0.479452	0.147368	0.147368	AM1->IM2/	Fn1	Itga4
41160	Fibroblasts	IM2	644	0.790476	0.147368	0.147368	Fibroblasts·	Fn1	Itga4
41162	IM1	IM1	644	0.142349	0.209964	0.142349	IM1->IM1/	Fn1	Itga4

41163	AM3	IM1	644	0.880309	0.209964	0.209964	AM3->IM1,	Fn1	Itga4
41164	AM2	IM1	644	0.579176	0.209964	0.209964	AM2->IM1,	Fn1	Itga4
41165	AM1	IM1	644	0.479452	0.209964	0.209964	AM1->IM1,	Fn1	Itga4
41168	Fibroblasts	IM1	644	0.790476	0.209964	0.209964	Fibroblasts-	Fn1	Itga4
41170	IM1	AM3	644	0.142349	0.146718	0.142349	IM1->AM3,	Fn1	Itga4
41171	AM3	AM3	644	0.880309	0.146718	0.146718	AM3->AM3	Fn1	Itga4
41172	AM2	AM3	644	0.579176	0.146718	0.146718	AM2->AM3	Fn1	Itga4
41173	AM1	AM3	644	0.479452	0.146718	0.146718	AM1->AM3	Fn1	Itga4
41176	Fibroblasts	AM3	644	0.790476	0.146718	0.146718	Fibroblasts-	Fn1	Itga4
41178	IM1	AM2	644	0.142349	0.121475	0.121475	IM1->AM2,	Fn1	Itga4
41179	AM3	AM2	644	0.880309	0.121475	0.121475	AM3->AM2	Fn1	Itga4
41180	AM2	AM2	644	0.579176	0.121475	0.121475	AM2->AM2	Fn1	Itga4
41181	AM1	AM2	644	0.479452	0.121475	0.121475	AM1->AM2	Fn1	Itga4
41184	Fibroblasts	AM2	644	0.790476	0.121475	0.121475	Fibroblasts-	Fn1	Itga4
41186	IM1	AM1	644	0.142349	0.184932	0.142349	IM1->AM1,	Fn1	Itga4
41187	AM3	AM1	644	0.880309	0.184932	0.184932	AM3->AM1	Fn1	Itga4
41188	AM2	AM1	644	0.579176	0.184932	0.184932	AM2->AM1	Fn1	Itga4
41189	AM1	AM1	644	0.479452	0.184932	0.184932	AM1->AM1	Fn1	Itga4
41192	Fibroblasts	AM1	644	0.790476	0.184932	0.184932	Fibroblasts-	Fn1	Itga4
41210	IM1	Fibroblasts	644	0.142349	0.095238	0.095238	IM1->Fibro	Fn1	Itga4
41211	AM3	Fibroblasts	644	0.880309	0.095238	0.095238	AM3->Fibr	Fn1	Itga4
41212	AM2	Fibroblasts	644	0.579176	0.095238	0.095238	AM2->Fibr	Fn1	Itga4
41213	AM1	Fibroblasts	644	0.479452	0.095238	0.095238	AM1->Fibr	Fn1	Itga4
41216	Fibroblasts	Fibroblasts	644	0.790476	0.095238	0.095238	Fibroblasts-	Fn1	Itga4
41226	IM1	IM1	645	0.142349	0.088968	0.088968	IM1->IM1/	Fn1	Itga5
41227	AM3	IM1	645	0.880309	0.088968	0.088968	AM3->IM1,	Fn1	Itga5
41228	AM2	IM1	645	0.579176	0.088968	0.088968	AM2->IM1,	Fn1	Itga5
41229	AM1	IM1	645	0.479452	0.088968	0.088968	AM1->IM1,	Fn1	Itga5
41232	Fibroblasts	IM1	645	0.790476	0.088968	0.088968	Fibroblasts-	Fn1	Itga5
41234	IM1	AM3	645	0.142349	0.23166	0.142349	IM1->AM3,	Fn1	Itga5
41235	AM3	AM3	645	0.880309	0.23166	0.23166	AM3->AM3	Fn1	Itga5
41236	AM2	AM3	645	0.579176	0.23166	0.23166	AM2->AM3	Fn1	Itga5
41237	AM1	AM3	645	0.479452	0.23166	0.23166	AM1->AM3	Fn1	Itga5
41240	Fibroblasts	AM3	645	0.790476	0.23166	0.23166	Fibroblasts-	Fn1	Itga5
41242	IM1	AM2	645	0.142349	0.18872	0.142349	IM1->AM2,	Fn1	Itga5
41243	AM3	AM2	645	0.880309	0.18872	0.18872	AM3->AM2	Fn1	Itga5
41244	AM2	AM2	645	0.579176	0.18872	0.18872	AM2->AM2	Fn1	Itga5
41245	AM1	AM2	645	0.479452	0.18872	0.18872	AM1->AM2	Fn1	Itga5
41248	Fibroblasts	AM2	645	0.790476	0.18872	0.18872	Fibroblasts-	Fn1	Itga5
41250	IM1	AM1	645	0.142349	0.134703	0.134703	IM1->AM1,	Fn1	Itga5
41251	AM3	AM1	645	0.880309	0.134703	0.134703	AM3->AM1	Fn1	Itga5
41252	AM2	AM1	645	0.579176	0.134703	0.134703	AM2->AM1	Fn1	Itga5
41253	AM1	AM1	645	0.479452	0.134703	0.134703	AM1->AM1	Fn1	Itga5
41256	Fibroblasts	AM1	645	0.790476	0.134703	0.134703	Fibroblasts-	Fn1	Itga5
41274	IM1	Fibroblasts	645	0.142349	0.095238	0.095238	IM1->Fibro	Fn1	Itga5
41275	AM3	Fibroblasts	645	0.880309	0.095238	0.095238	AM3->Fibr	Fn1	Itga5
41276	AM2	Fibroblasts	645	0.579176	0.095238	0.095238	AM2->Fibr	Fn1	Itga5

41277	AM1	Fibroblasts	645	0.479452	0.095238	0.095238	AM1->Fibro	Fn1	Itga5
41280	Fibroblasts	Fibroblasts	645	0.790476	0.095238	0.095238	Fibroblasts-	Fn1	Itga5
41282	IM1	IM2	646	0.142349	0.084211	0.084211	IM1->IM2/	Fn1	Itga6
41283	AM3	IM2	646	0.880309	0.084211	0.084211	AM3->IM2,	Fn1	Itga6
41284	AM2	IM2	646	0.579176	0.084211	0.084211	AM2->IM2,	Fn1	Itga6
41285	AM1	IM2	646	0.479452	0.084211	0.084211	AM1->IM2,	Fn1	Itga6
41288	Fibroblasts	IM2	646	0.790476	0.084211	0.084211	Fibroblasts-	Fn1	Itga6
41290	IM1	IM1	646	0.142349	0.181495	0.142349	IM1->IM1/	Fn1	Itga6
41291	AM3	IM1	646	0.880309	0.181495	0.181495	AM3->IM1,	Fn1	Itga6
41292	AM2	IM1	646	0.579176	0.181495	0.181495	AM2->IM1,	Fn1	Itga6
41293	AM1	IM1	646	0.479452	0.181495	0.181495	AM1->IM1,	Fn1	Itga6
41296	Fibroblasts	IM1	646	0.790476	0.181495	0.181495	Fibroblasts-	Fn1	Itga6
41298	IM1	AM3	646	0.142349	0.088803	0.088803	IM1->AM3,	Fn1	Itga6
41299	AM3	AM3	646	0.880309	0.088803	0.088803	AM3->AM3	Fn1	Itga6
41300	AM2	AM3	646	0.579176	0.088803	0.088803	AM2->AM3	Fn1	Itga6
41301	AM1	AM3	646	0.479452	0.088803	0.088803	AM1->AM3	Fn1	Itga6
41304	Fibroblasts	AM3	646	0.790476	0.088803	0.088803	Fibroblasts-	Fn1	Itga6
41306	IM1	AM2	646	0.142349	0.058568	0.058568	IM1->AM2,	Fn1	Itga6
41307	AM3	AM2	646	0.880309	0.058568	0.058568	AM3->AM2	Fn1	Itga6
41308	AM2	AM2	646	0.579176	0.058568	0.058568	AM2->AM2	Fn1	Itga6
41309	AM1	AM2	646	0.479452	0.058568	0.058568	AM1->AM2	Fn1	Itga6
41312	Fibroblasts	AM2	646	0.790476	0.058568	0.058568	Fibroblasts-	Fn1	Itga6
41314	IM1	AM1	646	0.142349	0.059361	0.059361	IM1->AM1,	Fn1	Itga6
41315	AM3	AM1	646	0.880309	0.059361	0.059361	AM3->AM1	Fn1	Itga6
41316	AM2	AM1	646	0.579176	0.059361	0.059361	AM2->AM1	Fn1	Itga6
41317	AM1	AM1	646	0.479452	0.059361	0.059361	AM1->AM1	Fn1	Itga6
41320	Fibroblasts	AM1	646	0.790476	0.059361	0.059361	Fibroblasts-	Fn1	Itga6
41322	IM1	AT2	646	0.142349	0.12513	0.12513	IM1->AT2/	Fn1	Itga6
41323	AM3	AT2	646	0.880309	0.12513	0.12513	AM3->AT2,	Fn1	Itga6
41324	AM2	AT2	646	0.579176	0.12513	0.12513	AM2->AT2,	Fn1	Itga6
41325	AM1	AT2	646	0.479452	0.12513	0.12513	AM1->AT2,	Fn1	Itga6
41328	Fibroblasts	AT2	646	0.790476	0.12513	0.12513	Fibroblasts-	Fn1	Itga6
41330	IM1	AT2_Retnla	646	0.142349	0.165803	0.142349	IM1->AT2_	Fn1	Itga6
41331	AM3	AT2_Retnla	646	0.880309	0.165803	0.165803	AM3->AT2_	Fn1	Itga6
41332	AM2	AT2_Retnla	646	0.579176	0.165803	0.165803	AM2->AT2_	Fn1	Itga6
41333	AM1	AT2_Retnla	646	0.479452	0.165803	0.165803	AM1->AT2_	Fn1	Itga6
41336	Fibroblasts	AT2_Retnla	646	0.790476	0.165803	0.165803	Fibroblasts-	Fn1	Itga6
41402	IM1	Fibroblasts	647	0.142349	0.457143	0.142349	IM1->Fibro	Fn1	Itga8
41403	AM3	Fibroblasts	647	0.880309	0.457143	0.457143	AM3->Fibro	Fn1	Itga8
41404	AM2	Fibroblasts	647	0.579176	0.457143	0.457143	AM2->Fibro	Fn1	Itga8
41405	AM1	Fibroblasts	647	0.479452	0.457143	0.457143	AM1->Fibro	Fn1	Itga8
41408	Fibroblasts	Fibroblasts	647	0.790476	0.457143	0.457143	Fibroblasts-	Fn1	Itga8
41410	IM1	IM2	648	0.142349	0.094737	0.094737	IM1->IM2/	Fn1	Itga9
41411	AM3	IM2	648	0.880309	0.094737	0.094737	AM3->IM2,	Fn1	Itga9
41412	AM2	IM2	648	0.579176	0.094737	0.094737	AM2->IM2,	Fn1	Itga9
41413	AM1	IM2	648	0.479452	0.094737	0.094737	AM1->IM2,	Fn1	Itga9
41416	Fibroblasts	IM2	648	0.790476	0.094737	0.094737	Fibroblasts-	Fn1	Itga9

41418	IM1	IM1	648	0.142349	0.092527	0.092527	IM1->IM1/	Fn1	Itga9
41419	AM3	IM1	648	0.880309	0.092527	0.092527	AM3->IM1,	Fn1	Itga9
41420	AM2	IM1	648	0.579176	0.092527	0.092527	AM2->IM1,	Fn1	Itga9
41421	AM1	IM1	648	0.479452	0.092527	0.092527	AM1->IM1,	Fn1	Itga9
41424	Fibroblasts	IM1	648	0.790476	0.092527	0.092527	Fibroblasts·	Fn1	Itga9
41450	IM1	AT2	648	0.142349	0.368092	0.142349	IM1->AT2/	Fn1	Itga9
41451	AM3	AT2	648	0.880309	0.368092	0.368092	AM3->AT2,	Fn1	Itga9
41452	AM2	AT2	648	0.579176	0.368092	0.368092	AM2->AT2,	Fn1	Itga9
41453	AM1	AT2	648	0.479452	0.368092	0.368092	AM1->AT2,	Fn1	Itga9
41456	Fibroblasts	AT2	648	0.790476	0.368092	0.368092	Fibroblasts·	Fn1	Itga9
41458	IM1	AT2_Retnla	648	0.142349	0.352332	0.142349	IM1->AT2_	Fn1	Itga9
41459	AM3	AT2_Retnla	648	0.880309	0.352332	0.352332	AM3->AT2_	Fn1	Itga9
41460	AM2	AT2_Retnla	648	0.579176	0.352332	0.352332	AM2->AT2_	Fn1	Itga9
41461	AM1	AT2_Retnla	648	0.479452	0.352332	0.352332	AM1->AT2_	Fn1	Itga9
41464	Fibroblasts	AT2_Retnla	648	0.790476	0.352332	0.352332	Fibroblasts·	Fn1	Itga9
41466	IM1	Fibroblasts	648	0.142349	0.133333	0.133333	IM1->Fibro	Fn1	Itga9
41467	AM3	Fibroblasts	648	0.880309	0.133333	0.133333	AM3->Fibr	Fn1	Itga9
41468	AM2	Fibroblasts	648	0.579176	0.133333	0.133333	AM2->Fibr	Fn1	Itga9
41469	AM1	Fibroblasts	648	0.479452	0.133333	0.133333	AM1->Fibr	Fn1	Itga9
41472	Fibroblasts	Fibroblasts	648	0.790476	0.133333	0.133333	Fibroblasts·	Fn1	Itga9
41474	IM1	IM2	649	0.142349	0.094737	0.094737	IM1->IM2/	Fn1	Itgav
41475	AM3	IM2	649	0.880309	0.094737	0.094737	AM3->IM2,	Fn1	Itgav
41476	AM2	IM2	649	0.579176	0.094737	0.094737	AM2->IM2,	Fn1	Itgav
41477	AM1	IM2	649	0.479452	0.094737	0.094737	AM1->IM2,	Fn1	Itgav
41480	Fibroblasts	IM2	649	0.790476	0.094737	0.094737	Fibroblasts·	Fn1	Itgav
41482	IM1	IM1	649	0.142349	0.199288	0.142349	IM1->IM1/	Fn1	Itgav
41483	AM3	IM1	649	0.880309	0.199288	0.199288	AM3->IM1,	Fn1	Itgav
41484	AM2	IM1	649	0.579176	0.199288	0.199288	AM2->IM1,	Fn1	Itgav
41485	AM1	IM1	649	0.479452	0.199288	0.199288	AM1->IM1,	Fn1	Itgav
41488	Fibroblasts	IM1	649	0.790476	0.199288	0.199288	Fibroblasts·	Fn1	Itgav
41490	IM1	AM3	649	0.142349	0.208494	0.142349	IM1->AM3,	Fn1	Itgav
41491	AM3	AM3	649	0.880309	0.208494	0.208494	AM3->AM3	Fn1	Itgav
41492	AM2	AM3	649	0.579176	0.208494	0.208494	AM2->AM3	Fn1	Itgav
41493	AM1	AM3	649	0.479452	0.208494	0.208494	AM1->AM3	Fn1	Itgav
41496	Fibroblasts	AM3	649	0.790476	0.208494	0.208494	Fibroblasts·	Fn1	Itgav
41498	IM1	AM2	649	0.142349	0.112798	0.112798	IM1->AM2,	Fn1	Itgav
41499	AM3	AM2	649	0.880309	0.112798	0.112798	AM3->AM2	Fn1	Itgav
41500	AM2	AM2	649	0.579176	0.112798	0.112798	AM2->AM2	Fn1	Itgav
41501	AM1	AM2	649	0.479452	0.112798	0.112798	AM1->AM2	Fn1	Itgav
41504	Fibroblasts	AM2	649	0.790476	0.112798	0.112798	Fibroblasts·	Fn1	Itgav
41506	IM1	AM1	649	0.142349	0.101598	0.101598	IM1->AM1,	Fn1	Itgav
41507	AM3	AM1	649	0.880309	0.101598	0.101598	AM3->AM1	Fn1	Itgav
41508	AM2	AM1	649	0.579176	0.101598	0.101598	AM2->AM1	Fn1	Itgav
41509	AM1	AM1	649	0.479452	0.101598	0.101598	AM1->AM1	Fn1	Itgav
41512	Fibroblasts	AM1	649	0.790476	0.101598	0.101598	Fibroblasts·	Fn1	Itgav
41514	IM1	AT2	649	0.142349	0.14251	0.142349	IM1->AT2/	Fn1	Itgav
41515	AM3	AT2	649	0.880309	0.14251	0.14251	AM3->AT2,	Fn1	Itgav

41516	AM2	AT2	649	0.579176	0.14251	0.14251	AM2->AT2/	Fn1	Itgav
41517	AM1	AT2	649	0.479452	0.14251	0.14251	AM1->AT2/	Fn1	Itgav
41520	Fibroblasts	AT2	649	0.790476	0.14251	0.14251	Fibroblasts·	Fn1	Itgav
41522	IM1	AT2_Retnla	649	0.142349	0.170984	0.142349	IM1->AT2_	Fn1	Itgav
41523	AM3	AT2_Retnla	649	0.880309	0.170984	0.170984	AM3->AT2_	Fn1	Itgav
41524	AM2	AT2_Retnla	649	0.579176	0.170984	0.170984	AM2->AT2_	Fn1	Itgav
41525	AM1	AT2_Retnla	649	0.479452	0.170984	0.170984	AM1->AT2_	Fn1	Itgav
41528	Fibroblasts	AT2_Retnla	649	0.790476	0.170984	0.170984	Fibroblasts·	Fn1	Itgav
41530	IM1	Fibroblasts	649	0.142349	0.180952	0.142349	IM1->Fibro	Fn1	Itgav
41531	AM3	Fibroblasts	649	0.880309	0.180952	0.180952	AM3->Fibr	Fn1	Itgav
41532	AM2	Fibroblasts	649	0.579176	0.180952	0.180952	AM2->Fibr	Fn1	Itgav
41533	AM1	Fibroblasts	649	0.479452	0.180952	0.180952	AM1->Fibr	Fn1	Itgav
41536	Fibroblasts	Fibroblasts	649	0.790476	0.180952	0.180952	Fibroblasts·	Fn1	Itgav
41538	IM1	IM2	650	0.142349	0.321053	0.142349	IM1->IM2/	Fn1	Itgb1
41539	AM3	IM2	650	0.880309	0.321053	0.321053	AM3->IM2/	Fn1	Itgb1
41540	AM2	IM2	650	0.579176	0.321053	0.321053	AM2->IM2/	Fn1	Itgb1
41541	AM1	IM2	650	0.479452	0.321053	0.321053	AM1->IM2/	Fn1	Itgb1
41544	Fibroblasts	IM2	650	0.790476	0.321053	0.321053	Fibroblasts·	Fn1	Itgb1
41546	IM1	IM1	650	0.142349	0.377224	0.142349	IM1->IM1/	Fn1	Itgb1
41547	AM3	IM1	650	0.880309	0.377224	0.377224	AM3->IM1/	Fn1	Itgb1
41548	AM2	IM1	650	0.579176	0.377224	0.377224	AM2->IM1/	Fn1	Itgb1
41549	AM1	IM1	650	0.479452	0.377224	0.377224	AM1->IM1/	Fn1	Itgb1
41552	Fibroblasts	IM1	650	0.790476	0.377224	0.377224	Fibroblasts·	Fn1	Itgb1
41554	IM1	AM3	650	0.142349	0.633205	0.142349	IM1->AM3/	Fn1	Itgb1
41555	AM3	AM3	650	0.880309	0.633205	0.633205	AM3->AM3	Fn1	Itgb1
41556	AM2	AM3	650	0.579176	0.633205	0.579176	AM2->AM3	Fn1	Itgb1
41557	AM1	AM3	650	0.479452	0.633205	0.479452	AM1->AM3	Fn1	Itgb1
41560	Fibroblasts	AM3	650	0.790476	0.633205	0.633205	Fibroblasts·	Fn1	Itgb1
41562	IM1	AM2	650	0.142349	0.572668	0.142349	IM1->AM2/	Fn1	Itgb1
41563	AM3	AM2	650	0.880309	0.572668	0.572668	AM3->AM2	Fn1	Itgb1
41564	AM2	AM2	650	0.579176	0.572668	0.572668	AM2->AM2	Fn1	Itgb1
41565	AM1	AM2	650	0.479452	0.572668	0.479452	AM1->AM2	Fn1	Itgb1
41568	Fibroblasts	AM2	650	0.790476	0.572668	0.572668	Fibroblasts·	Fn1	Itgb1
41570	IM1	AM1	650	0.142349	0.509132	0.142349	IM1->AM1/	Fn1	Itgb1
41571	AM3	AM1	650	0.880309	0.509132	0.509132	AM3->AM1	Fn1	Itgb1
41572	AM2	AM1	650	0.579176	0.509132	0.509132	AM2->AM1	Fn1	Itgb1
41573	AM1	AM1	650	0.479452	0.509132	0.479452	AM1->AM1	Fn1	Itgb1
41576	Fibroblasts	AM1	650	0.790476	0.509132	0.509132	Fibroblasts·	Fn1	Itgb1
41578	IM1	AT2	650	0.142349	0.421967	0.142349	IM1->AT2/	Fn1	Itgb1
41579	AM3	AT2	650	0.880309	0.421967	0.421967	AM3->AT2/	Fn1	Itgb1
41580	AM2	AT2	650	0.579176	0.421967	0.421967	AM2->AT2/	Fn1	Itgb1
41581	AM1	AT2	650	0.479452	0.421967	0.421967	AM1->AT2/	Fn1	Itgb1
41584	Fibroblasts	AT2	650	0.790476	0.421967	0.421967	Fibroblasts·	Fn1	Itgb1
41586	IM1	AT2_Retnla	650	0.142349	0.430052	0.142349	IM1->AT2_	Fn1	Itgb1
41587	AM3	AT2_Retnla	650	0.880309	0.430052	0.430052	AM3->AT2_	Fn1	Itgb1
41588	AM2	AT2_Retnla	650	0.579176	0.430052	0.430052	AM2->AT2_	Fn1	Itgb1
41589	AM1	AT2_Retnla	650	0.479452	0.430052	0.430052	AM1->AT2_	Fn1	Itgb1

41592	Fibroblasts	AT2_Retnla	650	0.790476	0.430052	0.430052	Fibroblasts·	Fn1	Itgb1
41594	IM1	Fibroblasts	650	0.142349	0.666667	0.142349	IM1->Fibro	Fn1	Itgb1
41595	AM3	Fibroblasts	650	0.880309	0.666667	0.666667	AM3->Fibr	Fn1	Itgb1
41596	AM2	Fibroblasts	650	0.579176	0.666667	0.579176	AM2->Fibr	Fn1	Itgb1
41597	AM1	Fibroblasts	650	0.479452	0.666667	0.479452	AM1->Fibr	Fn1	Itgb1
41600	Fibroblasts	Fibroblasts	650	0.790476	0.666667	0.666667	Fibroblasts·	Fn1	Itgb1
41714	IM1	AT2_Retnla	652	0.142349	0.056995	0.056995	IM1->AT2_	Fn1	Itgb6
41715	AM3	AT2_Retnla	652	0.880309	0.056995	0.056995	AM3->AT2_	Fn1	Itgb6
41716	AM2	AT2_Retnla	652	0.579176	0.056995	0.056995	AM2->AT2_	Fn1	Itgb6
41717	AM1	AT2_Retnla	652	0.479452	0.056995	0.056995	AM1->AT2_	Fn1	Itgb6
41720	Fibroblasts	AT2_Retnla	652	0.790476	0.056995	0.056995	Fibroblasts·	Fn1	Itgb6
41738	IM1	IM1	653	0.142349	0.05694	0.05694	IM1->IM1/	Fn1	Itgb7
41739	AM3	IM1	653	0.880309	0.05694	0.05694	AM3->IM1,	Fn1	Itgb7
41740	AM2	IM1	653	0.579176	0.05694	0.05694	AM2->IM1,	Fn1	Itgb7
41741	AM1	IM1	653	0.479452	0.05694	0.05694	AM1->IM1,	Fn1	Itgb7
41744	Fibroblasts	IM1	653	0.790476	0.05694	0.05694	Fibroblasts·	Fn1	Itgb7
41786	IM1	Fibroblasts	653	0.142349	0.085714	0.085714	IM1->Fibro	Fn1	Itgb7
41787	AM3	Fibroblasts	653	0.880309	0.085714	0.085714	AM3->Fibr	Fn1	Itgb7
41788	AM2	Fibroblasts	653	0.579176	0.085714	0.085714	AM2->Fibr	Fn1	Itgb7
41789	AM1	Fibroblasts	653	0.479452	0.085714	0.085714	AM1->Fibr	Fn1	Itgb7
41792	Fibroblasts	Fibroblasts	653	0.790476	0.085714	0.085714	Fibroblasts·	Fn1	Itgb7
41850	IM1	Fibroblasts	654	0.142349	0.085714	0.085714	IM1->Fibro	Fn1	Itgb8
41851	AM3	Fibroblasts	654	0.880309	0.085714	0.085714	AM3->Fibr	Fn1	Itgb8
41852	AM2	Fibroblasts	654	0.579176	0.085714	0.085714	AM2->Fibr	Fn1	Itgb8
41853	AM1	Fibroblasts	654	0.479452	0.085714	0.085714	AM1->Fibr	Fn1	Itgb8
41856	Fibroblasts	Fibroblasts	654	0.790476	0.085714	0.085714	Fibroblasts·	Fn1	Itgb8
41874	IM1	AM3	655	0.142349	0.065637	0.065637	IM1->AM3,	Fn1	Mag
41875	AM3	AM3	655	0.880309	0.065637	0.065637	AM3->AM3	Fn1	Mag
41876	AM2	AM3	655	0.579176	0.065637	0.065637	AM2->AM3	Fn1	Mag
41877	AM1	AM3	655	0.479452	0.065637	0.065637	AM1->AM3	Fn1	Mag
41880	Fibroblasts	AM3	655	0.790476	0.065637	0.065637	Fibroblasts·	Fn1	Mag
41882	IM1	AM2	655	0.142349	0.110629	0.110629	IM1->AM2,	Fn1	Mag
41883	AM3	AM2	655	0.880309	0.110629	0.110629	AM3->AM2	Fn1	Mag
41884	AM2	AM2	655	0.579176	0.110629	0.110629	AM2->AM2	Fn1	Mag
41885	AM1	AM2	655	0.479452	0.110629	0.110629	AM1->AM2	Fn1	Mag
41888	Fibroblasts	AM2	655	0.790476	0.110629	0.110629	Fibroblasts·	Fn1	Mag
41890	IM1	AM1	655	0.142349	0.083333	0.083333	IM1->AM1,	Fn1	Mag
41891	AM3	AM1	655	0.880309	0.083333	0.083333	AM3->AM1	Fn1	Mag
41892	AM2	AM1	655	0.579176	0.083333	0.083333	AM2->AM1	Fn1	Mag
41893	AM1	AM1	655	0.479452	0.083333	0.083333	AM1->AM1	Fn1	Mag
41896	Fibroblasts	AM1	655	0.790476	0.083333	0.083333	Fibroblasts·	Fn1	Mag
41946	IM1	AM2	656	0.142349	0.095445	0.095445	IM1->AM2,	Fn1	Nt5e
41947	AM3	AM2	656	0.880309	0.095445	0.095445	AM3->AM2	Fn1	Nt5e
41948	AM2	AM2	656	0.579176	0.095445	0.095445	AM2->AM2	Fn1	Nt5e
41949	AM1	AM2	656	0.479452	0.095445	0.095445	AM1->AM2	Fn1	Nt5e
41952	Fibroblasts	AM2	656	0.790476	0.095445	0.095445	Fibroblasts·	Fn1	Nt5e
41954	IM1	AM1	656	0.142349	0.063927	0.063927	IM1->AM1,	Fn1	Nt5e

41955	AM3	AM1	656	0.880309	0.063927	0.063927	AM3->AM1	Fn1	Nt5e
41956	AM2	AM1	656	0.579176	0.063927	0.063927	AM2->AM1	Fn1	Nt5e
41957	AM1	AM1	656	0.479452	0.063927	0.063927	AM1->AM1	Fn1	Nt5e
41960	Fibroblasts	AM1	656	0.790476	0.063927	0.063927	Fibroblasts·	Fn1	Nt5e
41994	IM1	IM1	657	0.142349	0.081851	0.081851	IM1->IM1/	Fn1	Plaur
41995	AM3	IM1	657	0.880309	0.081851	0.081851	AM3->IM1,	Fn1	Plaur
41996	AM2	IM1	657	0.579176	0.081851	0.081851	AM2->IM1,	Fn1	Plaur
41997	AM1	IM1	657	0.479452	0.081851	0.081851	AM1->IM1,	Fn1	Plaur
42000	Fibroblasts	IM1	657	0.790476	0.081851	0.081851	Fibroblasts·	Fn1	Plaur
42002	IM1	AM3	657	0.142349	0.501931	0.142349	IM1->AM3,	Fn1	Plaur
42003	AM3	AM3	657	0.880309	0.501931	0.501931	AM3->AM3	Fn1	Plaur
42004	AM2	AM3	657	0.579176	0.501931	0.501931	AM2->AM3	Fn1	Plaur
42005	AM1	AM3	657	0.479452	0.501931	0.479452	AM1->AM3	Fn1	Plaur
42008	Fibroblasts	AM3	657	0.790476	0.501931	0.501931	Fibroblasts·	Fn1	Plaur
42010	IM1	AM2	657	0.142349	0.553145	0.142349	IM1->AM2,	Fn1	Plaur
42011	AM3	AM2	657	0.880309	0.553145	0.553145	AM3->AM2	Fn1	Plaur
42012	AM2	AM2	657	0.579176	0.553145	0.553145	AM2->AM2	Fn1	Plaur
42013	AM1	AM2	657	0.479452	0.553145	0.479452	AM1->AM2	Fn1	Plaur
42016	Fibroblasts	AM2	657	0.790476	0.553145	0.553145	Fibroblasts·	Fn1	Plaur
42018	IM1	AM1	657	0.142349	0.444064	0.142349	IM1->AM1,	Fn1	Plaur
42019	AM3	AM1	657	0.880309	0.444064	0.444064	AM3->AM1	Fn1	Plaur
42020	AM2	AM1	657	0.579176	0.444064	0.444064	AM2->AM1	Fn1	Plaur
42021	AM1	AM1	657	0.479452	0.444064	0.444064	AM1->AM1	Fn1	Plaur
42024	Fibroblasts	AM1	657	0.790476	0.444064	0.444064	Fibroblasts·	Fn1	Plaur
42170	IM1	Fibroblasts	659	0.142349	0.542857	0.142349	IM1->Fibro	Fn1	Sdc2
42171	AM3	Fibroblasts	659	0.880309	0.542857	0.542857	AM3->Fibr	Fn1	Sdc2
42172	AM2	Fibroblasts	659	0.579176	0.542857	0.542857	AM2->Fibr	Fn1	Sdc2
42173	AM1	Fibroblasts	659	0.479452	0.542857	0.479452	AM1->Fibr	Fn1	Sdc2
42176	Fibroblasts	Fibroblasts	659	0.790476	0.542857	0.542857	Fibroblasts·	Fn1	Sdc2
42440	Fibroblasts	IM2	664	0.057143	0.105263	0.057143	Fibroblasts·	Fst	Bmpr2
42448	Fibroblasts	IM1	664	0.057143	0.099644	0.057143	Fibroblasts·	Fst	Bmpr2
42456	Fibroblasts	AM3	664	0.057143	0.208494	0.057143	Fibroblasts·	Fst	Bmpr2
42464	Fibroblasts	AM2	664	0.057143	0.240781	0.057143	Fibroblasts·	Fst	Bmpr2
42472	Fibroblasts	AM1	664	0.057143	0.212329	0.057143	Fibroblasts·	Fst	Bmpr2
42480	Fibroblasts	AT2	664	0.057143	0.201599	0.057143	Fibroblasts·	Fst	Bmpr2
42488	Fibroblasts	AT2_Retnla	664	0.057143	0.233161	0.057143	Fibroblasts·	Fst	Bmpr2
42496	Fibroblasts	Fibroblasts	664	0.057143	0.333333	0.057143	Fibroblasts·	Fst	Bmpr2
42753	IM2	IM2	669	0.694737	0.310526	0.310526	IM2->IM2/	Gas6	Axl
42754	IM1	IM2	669	0.135231	0.310526	0.135231	IM1->IM2/	Gas6	Axl
42758	AT2	IM2	669	0.624957	0.310526	0.310526	AT2->IM2/	Gas6	Axl
42759	AT2_Retnla	IM2	669	0.507772	0.310526	0.310526	AT2_Retnla	Gas6	Axl
42760	Fibroblasts	IM2	669	0.657143	0.310526	0.310526	Fibroblasts·	Gas6	Axl
42761	IM2	IM1	669	0.694737	0.530249	0.530249	IM2->IM1/	Gas6	Axl
42762	IM1	IM1	669	0.135231	0.530249	0.135231	IM1->IM1/	Gas6	Axl
42766	AT2	IM1	669	0.624957	0.530249	0.530249	AT2->IM1/	Gas6	Axl
42767	AT2_Retnla	IM1	669	0.507772	0.530249	0.507772	AT2_Retnla	Gas6	Axl
42768	Fibroblasts	IM1	669	0.657143	0.530249	0.530249	Fibroblasts·	Gas6	Axl

42769	IM2	AM3	669	0.694737	0.598456	0.598456	IM2->AM3,	Gas6	Axl
42770	IM1	AM3	669	0.135231	0.598456	0.135231	IM1->AM3,	Gas6	Axl
42774	AT2	AM3	669	0.624957	0.598456	0.598456	AT2->AM3,	Gas6	Axl
42775	AT2_Retnla	AM3	669	0.507772	0.598456	0.507772	AT2_Retnla	Gas6	Axl
42776	Fibroblasts	AM3	669	0.657143	0.598456	0.598456	Fibroblasts·	Gas6	Axl
42777	IM2	AM2	669	0.694737	0.887202	0.694737	IM2->AM2,	Gas6	Axl
42778	IM1	AM2	669	0.135231	0.887202	0.135231	IM1->AM2,	Gas6	Axl
42782	AT2	AM2	669	0.624957	0.887202	0.624957	AT2->AM2,	Gas6	Axl
42783	AT2_Retnla	AM2	669	0.507772	0.887202	0.507772	AT2_Retnla	Gas6	Axl
42784	Fibroblasts	AM2	669	0.657143	0.887202	0.657143	Fibroblasts·	Gas6	Axl
42785	IM2	AM1	669	0.694737	0.869863	0.694737	IM2->AM1,	Gas6	Axl
42786	IM1	AM1	669	0.135231	0.869863	0.135231	IM1->AM1,	Gas6	Axl
42790	AT2	AM1	669	0.624957	0.869863	0.624957	AT2->AM1,	Gas6	Axl
42791	AT2_Retnla	AM1	669	0.507772	0.869863	0.507772	AT2_Retnla	Gas6	Axl
42792	Fibroblasts	AM1	669	0.657143	0.869863	0.657143	Fibroblasts·	Gas6	Axl
42809	IM2	Fibroblasts	669	0.694737	0.371429	0.371429	IM2->Fibro	Gas6	Axl
42810	IM1	Fibroblasts	669	0.135231	0.371429	0.135231	IM1->Fibro	Gas6	Axl
42814	AT2	Fibroblasts	669	0.624957	0.371429	0.371429	AT2->Fibro	Gas6	Axl
42815	AT2_Retnla	Fibroblasts	669	0.507772	0.371429	0.371429	AT2_Retnla	Gas6	Axl
42816	Fibroblasts	Fibroblasts	669	0.657143	0.371429	0.371429	Fibroblasts·	Gas6	Axl
42817	IM2	IM2	670	0.694737	0.189474	0.189474	IM2->IM2/	Gas6	Mertk
42818	IM1	IM2	670	0.135231	0.189474	0.135231	IM1->IM2/	Gas6	Mertk
42822	AT2	IM2	670	0.624957	0.189474	0.189474	AT2->IM2/	Gas6	Mertk
42823	AT2_Retnla	IM2	670	0.507772	0.189474	0.189474	AT2_Retnla	Gas6	Mertk
42824	Fibroblasts	IM2	670	0.657143	0.189474	0.189474	Fibroblasts·	Gas6	Mertk
42825	IM2	IM1	670	0.694737	0.128114	0.128114	IM2->IM1/	Gas6	Mertk
42826	IM1	IM1	670	0.135231	0.128114	0.128114	IM1->IM1/	Gas6	Mertk
42830	AT2	IM1	670	0.624957	0.128114	0.128114	AT2->IM1/	Gas6	Mertk
42831	AT2_Retnla	IM1	670	0.507772	0.128114	0.128114	AT2_Retnla	Gas6	Mertk
42832	Fibroblasts	IM1	670	0.657143	0.128114	0.128114	Fibroblasts·	Gas6	Mertk
42833	IM2	AM3	670	0.694737	0.509653	0.509653	IM2->AM3,	Gas6	Mertk
42834	IM1	AM3	670	0.135231	0.509653	0.135231	IM1->AM3,	Gas6	Mertk
42838	AT2	AM3	670	0.624957	0.509653	0.509653	AT2->AM3,	Gas6	Mertk
42839	AT2_Retnla	AM3	670	0.507772	0.509653	0.507772	AT2_Retnla	Gas6	Mertk
42840	Fibroblasts	AM3	670	0.657143	0.509653	0.509653	Fibroblasts·	Gas6	Mertk
42841	IM2	AM2	670	0.694737	0.624729	0.624729	IM2->AM2,	Gas6	Mertk
42842	IM1	AM2	670	0.135231	0.624729	0.135231	IM1->AM2,	Gas6	Mertk
42846	AT2	AM2	670	0.624957	0.624729	0.624729	AT2->AM2,	Gas6	Mertk
42847	AT2_Retnla	AM2	670	0.507772	0.624729	0.507772	AT2_Retnla	Gas6	Mertk
42848	Fibroblasts	AM2	670	0.657143	0.624729	0.624729	Fibroblasts·	Gas6	Mertk
42849	IM2	AM1	670	0.694737	0.493151	0.493151	IM2->AM1,	Gas6	Mertk
42850	IM1	AM1	670	0.135231	0.493151	0.135231	IM1->AM1,	Gas6	Mertk
42854	AT2	AM1	670	0.624957	0.493151	0.493151	AT2->AM1,	Gas6	Mertk
42855	AT2_Retnla	AM1	670	0.507772	0.493151	0.493151	AT2_Retnla	Gas6	Mertk
42856	Fibroblasts	AM1	670	0.657143	0.493151	0.493151	Fibroblasts·	Gas6	Mertk
42873	IM2	Fibroblasts	670	0.694737	0.066667	0.066667	IM2->Fibro	Gas6	Mertk
42874	IM1	Fibroblasts	670	0.135231	0.066667	0.066667	IM1->Fibro	Gas6	Mertk

42878	AT2	Fibroblasts	670	0.624957	0.066667	0.066667	AT2->Fibrol	Gas6	Mertk
42879	AT2_Retnla	Fibroblasts	670	0.507772	0.066667	0.066667	AT2_Retnla	Gas6	Mertk
42880	Fibroblasts	Fibroblasts	670	0.657143	0.066667	0.066667	Fibroblasts-	Gas6	Mertk
42968	Fibroblasts	AM3	672	0.219048	0.104247	0.104247	Fibroblasts-	Gdf10	Acvr1b
42976	Fibroblasts	AM2	672	0.219048	0.164859	0.164859	Fibroblasts-	Gdf10	Acvr1b
42984	Fibroblasts	AM1	672	0.219048	0.171233	0.171233	Fibroblasts-	Gdf10	Acvr1b
42992	Fibroblasts	AT2	672	0.219048	0.074383	0.074383	Fibroblasts-	Gdf10	Acvr1b
43000	Fibroblasts	AT2_Retnla	672	0.219048	0.098446	0.098446	Fibroblasts-	Gdf10	Acvr1b
43008	Fibroblasts	Fibroblasts	672	0.219048	0.095238	0.095238	Fibroblasts-	Gdf10	Acvr1b
43031	AT2_Retnla	AM3	673	0.082902	0.104247	0.082902	AT2_Retnla	Gdf11	Acvr1b
43039	AT2_Retnla	AM2	673	0.082902	0.164859	0.082902	AT2_Retnla	Gdf11	Acvr1b
43047	AT2_Retnla	AM1	673	0.082902	0.171233	0.082902	AT2_Retnla	Gdf11	Acvr1b
43055	AT2_Retnla	AT2	673	0.082902	0.074383	0.074383	AT2_Retnla	Gdf11	Acvr1b
43063	AT2_Retnla	AT2_Retnla	673	0.082902	0.098446	0.082902	AT2_Retnla	Gdf11	Acvr1b
43071	AT2_Retnla	Fibroblasts	673	0.082902	0.095238	0.082902	AT2_Retnla	Gdf11	Acvr1b
43119	AT2_Retnla	AT2	674	0.082902	0.06187	0.06187	AT2_Retnla	Gdf11	Acvr2a
43127	AT2_Retnla	AT2_Retnla	674	0.082902	0.051813	0.051813	AT2_Retnla	Gdf11	Acvr2a
43135	AT2_Retnla	Fibroblasts	674	0.082902	0.07619	0.07619	AT2_Retnla	Gdf11	Acvr2a
44487	AT2_Retnla	IM2	696	0.051813	0.073684	0.051813	AT2_Retnla	Gdnf	Ednrb
44671	AT2_Retnla	Fibroblasts	698	0.051813	0.295238	0.051813	AT2_Retnla	Gdnf	Gfra2
45057	IM2	IM2	705	0.873684	0.126316	0.126316	IM2->IM2/	Gnai2	Adcy7
45058	IM1	IM2	705	0.935943	0.126316	0.126316	IM1->IM2/	Gnai2	Adcy7
45059	AM3	IM2	705	0.772201	0.126316	0.126316	AM3->IM2,	Gnai2	Adcy7
45060	AM2	IM2	705	0.913232	0.126316	0.126316	AM2->IM2,	Gnai2	Adcy7
45061	AM1	IM2	705	0.914384	0.126316	0.126316	AM1->IM2,	Gnai2	Adcy7
45062	AT2	IM2	705	0.364964	0.126316	0.126316	AT2->IM2/	Gnai2	Adcy7
45063	AT2_Retnla	IM2	705	0.326425	0.126316	0.126316	AT2_Retnla	Gnai2	Adcy7
45064	Fibroblasts	IM2	705	0.67619	0.126316	0.126316	Fibroblasts-	Gnai2	Adcy7
45065	IM2	IM1	705	0.873684	0.274021	0.274021	IM2->IM1/	Gnai2	Adcy7
45066	IM1	IM1	705	0.935943	0.274021	0.274021	IM1->IM1/	Gnai2	Adcy7
45067	AM3	IM1	705	0.772201	0.274021	0.274021	AM3->IM1,	Gnai2	Adcy7
45068	AM2	IM1	705	0.913232	0.274021	0.274021	AM2->IM1,	Gnai2	Adcy7
45069	AM1	IM1	705	0.914384	0.274021	0.274021	AM1->IM1,	Gnai2	Adcy7
45070	AT2	IM1	705	0.364964	0.274021	0.274021	AT2->IM1/	Gnai2	Adcy7
45071	AT2_Retnla	IM1	705	0.326425	0.274021	0.274021	AT2_Retnla	Gnai2	Adcy7
45072	Fibroblasts	IM1	705	0.67619	0.274021	0.274021	Fibroblasts-	Gnai2	Adcy7
45073	IM2	AM3	705	0.873684	0.169884	0.169884	IM2->AM3,	Gnai2	Adcy7
45074	IM1	AM3	705	0.935943	0.169884	0.169884	IM1->AM3,	Gnai2	Adcy7
45075	AM3	AM3	705	0.772201	0.169884	0.169884	AM3->AM3	Gnai2	Adcy7
45076	AM2	AM3	705	0.913232	0.169884	0.169884	AM2->AM3	Gnai2	Adcy7
45077	AM1	AM3	705	0.914384	0.169884	0.169884	AM1->AM3	Gnai2	Adcy7
45078	AT2	AM3	705	0.364964	0.169884	0.169884	AT2->AM3,	Gnai2	Adcy7
45079	AT2_Retnla	AM3	705	0.326425	0.169884	0.169884	AT2_Retnla	Gnai2	Adcy7
45080	Fibroblasts	AM3	705	0.67619	0.169884	0.169884	Fibroblasts-	Gnai2	Adcy7
45081	IM2	AM2	705	0.873684	0.255965	0.255965	IM2->AM2,	Gnai2	Adcy7
45082	IM1	AM2	705	0.935943	0.255965	0.255965	IM1->AM2,	Gnai2	Adcy7
45083	AM3	AM2	705	0.772201	0.255965	0.255965	AM3->AM2	Gnai2	Adcy7

45084	AM2	AM2	705	0.913232	0.255965	0.255965	AM2->AM2	Gnai2	Adcy7
45085	AM1	AM2	705	0.914384	0.255965	0.255965	AM1->AM2	Gnai2	Adcy7
45086	AT2	AM2	705	0.364964	0.255965	0.255965	AT2->AM2/	Gnai2	Adcy7
45087	AT2_Retnla	AM2	705	0.326425	0.255965	0.255965	AT2_Retnla	Gnai2	Adcy7
45088	Fibroblasts	AM2	705	0.67619	0.255965	0.255965	Fibroblasts-	Gnai2	Adcy7
45089	IM2	AM1	705	0.873684	0.214612	0.214612	IM2->AM1/	Gnai2	Adcy7
45090	IM1	AM1	705	0.935943	0.214612	0.214612	IM1->AM1/	Gnai2	Adcy7
45091	AM3	AM1	705	0.772201	0.214612	0.214612	AM3->AM1	Gnai2	Adcy7
45092	AM2	AM1	705	0.913232	0.214612	0.214612	AM2->AM1	Gnai2	Adcy7
45093	AM1	AM1	705	0.914384	0.214612	0.214612	AM1->AM1	Gnai2	Adcy7
45094	AT2	AM1	705	0.364964	0.214612	0.214612	AT2->AM1/	Gnai2	Adcy7
45095	AT2_Retnla	AM1	705	0.326425	0.214612	0.214612	AT2_Retnla	Gnai2	Adcy7
45096	Fibroblasts	AM1	705	0.67619	0.214612	0.214612	Fibroblasts-	Gnai2	Adcy7
45097	IM2	AT2	705	0.873684	0.308307	0.308307	IM2->AT2/	Gnai2	Adcy7
45098	IM1	AT2	705	0.935943	0.308307	0.308307	IM1->AT2/	Gnai2	Adcy7
45099	AM3	AT2	705	0.772201	0.308307	0.308307	AM3->AT2/	Gnai2	Adcy7
45100	AM2	AT2	705	0.913232	0.308307	0.308307	AM2->AT2/	Gnai2	Adcy7
45101	AM1	AT2	705	0.914384	0.308307	0.308307	AM1->AT2/	Gnai2	Adcy7
45102	AT2	AT2	705	0.364964	0.308307	0.308307	AT2->AT2/	Gnai2	Adcy7
45103	AT2_Retnla	AT2	705	0.326425	0.308307	0.308307	AT2_Retnla	Gnai2	Adcy7
45104	Fibroblasts	AT2	705	0.67619	0.308307	0.308307	Fibroblasts-	Gnai2	Adcy7
45105	IM2	AT2_Retnla	705	0.873684	0.341969	0.341969	IM2->AT2_	Gnai2	Adcy7
45106	IM1	AT2_Retnla	705	0.935943	0.341969	0.341969	IM1->AT2_	Gnai2	Adcy7
45107	AM3	AT2_Retnla	705	0.772201	0.341969	0.341969	AM3->AT2_	Gnai2	Adcy7
45108	AM2	AT2_Retnla	705	0.913232	0.341969	0.341969	AM2->AT2_	Gnai2	Adcy7
45109	AM1	AT2_Retnla	705	0.914384	0.341969	0.341969	AM1->AT2_	Gnai2	Adcy7
45110	AT2	AT2_Retnla	705	0.364964	0.341969	0.341969	AT2->AT2_	Gnai2	Adcy7
45111	AT2_Retnla	AT2_Retnla	705	0.326425	0.341969	0.326425	AT2_Retnla	Gnai2	Adcy7
45112	Fibroblasts	AT2_Retnla	705	0.67619	0.341969	0.341969	Fibroblasts-	Gnai2	Adcy7
45113	IM2	Fibroblasts	705	0.873684	0.066667	0.066667	IM2->Fibro	Gnai2	Adcy7
45114	IM1	Fibroblasts	705	0.935943	0.066667	0.066667	IM1->Fibro	Gnai2	Adcy7
45115	AM3	Fibroblasts	705	0.772201	0.066667	0.066667	AM3->Fibr	Gnai2	Adcy7
45116	AM2	Fibroblasts	705	0.913232	0.066667	0.066667	AM2->Fibr	Gnai2	Adcy7
45117	AM1	Fibroblasts	705	0.914384	0.066667	0.066667	AM1->Fibr	Gnai2	Adcy7
45118	AT2	Fibroblasts	705	0.364964	0.066667	0.066667	AT2->Fibro	Gnai2	Adcy7
45119	AT2_Retnla	Fibroblasts	705	0.326425	0.066667	0.066667	AT2_Retnla	Gnai2	Adcy7
45120	Fibroblasts	Fibroblasts	705	0.67619	0.066667	0.066667	Fibroblasts-	Gnai2	Adcy7
45505	IM2	IM2	712	0.873684	0.657895	0.657895	IM2->IM2/	Gnai2	C5ar1
45506	IM1	IM2	712	0.935943	0.657895	0.657895	IM1->IM2/	Gnai2	C5ar1
45507	AM3	IM2	712	0.772201	0.657895	0.657895	AM3->IM2/	Gnai2	C5ar1
45508	AM2	IM2	712	0.913232	0.657895	0.657895	AM2->IM2/	Gnai2	C5ar1
45509	AM1	IM2	712	0.914384	0.657895	0.657895	AM1->IM2/	Gnai2	C5ar1
45510	AT2	IM2	712	0.364964	0.657895	0.364964	AT2->IM2/	Gnai2	C5ar1
45511	AT2_Retnla	IM2	712	0.326425	0.657895	0.326425	AT2_Retnla	Gnai2	C5ar1
45512	Fibroblasts	IM2	712	0.67619	0.657895	0.657895	Fibroblasts-	Gnai2	C5ar1
45513	IM2	IM1	712	0.873684	0.398577	0.398577	IM2->IM1/	Gnai2	C5ar1
45514	IM1	IM1	712	0.935943	0.398577	0.398577	IM1->IM1/	Gnai2	C5ar1

45515	AM3	IM1	712	0.772201	0.398577	0.398577	AM3->IM1,	Gnai2	C5ar1
45516	AM2	IM1	712	0.913232	0.398577	0.398577	AM2->IM1,	Gnai2	C5ar1
45517	AM1	IM1	712	0.914384	0.398577	0.398577	AM1->IM1,	Gnai2	C5ar1
45518	AT2	IM1	712	0.364964	0.398577	0.364964	AT2->IM1/	Gnai2	C5ar1
45519	AT2_Retnla	IM1	712	0.326425	0.398577	0.326425	AT2_Retnla	Gnai2	C5ar1
45520	Fibroblasts	IM1	712	0.67619	0.398577	0.398577	Fibroblasts-	Gnai2	C5ar1
45521	IM2	AM3	712	0.873684	0.138996	0.138996	IM2->AM3,	Gnai2	C5ar1
45522	IM1	AM3	712	0.935943	0.138996	0.138996	IM1->AM3,	Gnai2	C5ar1
45523	AM3	AM3	712	0.772201	0.138996	0.138996	AM3->AM3	Gnai2	C5ar1
45524	AM2	AM3	712	0.913232	0.138996	0.138996	AM2->AM3	Gnai2	C5ar1
45525	AM1	AM3	712	0.914384	0.138996	0.138996	AM1->AM3	Gnai2	C5ar1
45526	AT2	AM3	712	0.364964	0.138996	0.138996	AT2->AM3,	Gnai2	C5ar1
45527	AT2_Retnla	AM3	712	0.326425	0.138996	0.138996	AT2_Retnla	Gnai2	C5ar1
45528	Fibroblasts	AM3	712	0.67619	0.138996	0.138996	Fibroblasts-	Gnai2	C5ar1
45529	IM2	AM2	712	0.873684	0.373102	0.373102	IM2->AM2,	Gnai2	C5ar1
45530	IM1	AM2	712	0.935943	0.373102	0.373102	IM1->AM2,	Gnai2	C5ar1
45531	AM3	AM2	712	0.772201	0.373102	0.373102	AM3->AM2	Gnai2	C5ar1
45532	AM2	AM2	712	0.913232	0.373102	0.373102	AM2->AM2	Gnai2	C5ar1
45533	AM1	AM2	712	0.914384	0.373102	0.373102	AM1->AM2	Gnai2	C5ar1
45534	AT2	AM2	712	0.364964	0.373102	0.364964	AT2->AM2,	Gnai2	C5ar1
45535	AT2_Retnla	AM2	712	0.326425	0.373102	0.326425	AT2_Retnla	Gnai2	C5ar1
45536	Fibroblasts	AM2	712	0.67619	0.373102	0.373102	Fibroblasts-	Gnai2	C5ar1
45537	IM2	AM1	712	0.873684	0.619863	0.619863	IM2->AM1,	Gnai2	C5ar1
45538	IM1	AM1	712	0.935943	0.619863	0.619863	IM1->AM1,	Gnai2	C5ar1
45539	AM3	AM1	712	0.772201	0.619863	0.619863	AM3->AM1	Gnai2	C5ar1
45540	AM2	AM1	712	0.913232	0.619863	0.619863	AM2->AM1	Gnai2	C5ar1
45541	AM1	AM1	712	0.914384	0.619863	0.619863	AM1->AM1	Gnai2	C5ar1
45542	AT2	AM1	712	0.364964	0.619863	0.364964	AT2->AM1,	Gnai2	C5ar1
45543	AT2_Retnla	AM1	712	0.326425	0.619863	0.326425	AT2_Retnla	Gnai2	C5ar1
45544	Fibroblasts	AM1	712	0.67619	0.619863	0.619863	Fibroblasts-	Gnai2	C5ar1
45585	IM2	AM3	713	0.873684	0.27027	0.27027	IM2->AM3,	Gnai2	Cav1
45586	IM1	AM3	713	0.935943	0.27027	0.27027	IM1->AM3,	Gnai2	Cav1
45587	AM3	AM3	713	0.772201	0.27027	0.27027	AM3->AM3	Gnai2	Cav1
45588	AM2	AM3	713	0.913232	0.27027	0.27027	AM2->AM3	Gnai2	Cav1
45589	AM1	AM3	713	0.914384	0.27027	0.27027	AM1->AM3	Gnai2	Cav1
45590	AT2	AM3	713	0.364964	0.27027	0.27027	AT2->AM3,	Gnai2	Cav1
45591	AT2_Retnla	AM3	713	0.326425	0.27027	0.27027	AT2_Retnla	Gnai2	Cav1
45592	Fibroblasts	AM3	713	0.67619	0.27027	0.27027	Fibroblasts-	Gnai2	Cav1
45593	IM2	AM2	713	0.873684	0.21692	0.21692	IM2->AM2,	Gnai2	Cav1
45594	IM1	AM2	713	0.935943	0.21692	0.21692	IM1->AM2,	Gnai2	Cav1
45595	AM3	AM2	713	0.772201	0.21692	0.21692	AM3->AM2	Gnai2	Cav1
45596	AM2	AM2	713	0.913232	0.21692	0.21692	AM2->AM2	Gnai2	Cav1
45597	AM1	AM2	713	0.914384	0.21692	0.21692	AM1->AM2	Gnai2	Cav1
45598	AT2	AM2	713	0.364964	0.21692	0.21692	AT2->AM2,	Gnai2	Cav1
45599	AT2_Retnla	AM2	713	0.326425	0.21692	0.21692	AT2_Retnla	Gnai2	Cav1
45600	Fibroblasts	AM2	713	0.67619	0.21692	0.21692	Fibroblasts-	Gnai2	Cav1
45601	IM2	AM1	713	0.873684	0.15411	0.15411	IM2->AM1,	Gnai2	Cav1

45602	IM1	AM1	713	0.935943	0.15411	0.15411	IM1->AM1,	Gnai2	Cav1
45603	AM3	AM1	713	0.772201	0.15411	0.15411	AM3->AM1	Gnai2	Cav1
45604	AM2	AM1	713	0.913232	0.15411	0.15411	AM2->AM1	Gnai2	Cav1
45605	AM1	AM1	713	0.914384	0.15411	0.15411	AM1->AM1	Gnai2	Cav1
45606	AT2	AM1	713	0.364964	0.15411	0.15411	AT2->AM1,	Gnai2	Cav1
45607	AT2_Retnla	AM1	713	0.326425	0.15411	0.15411	AT2_Retnla	Gnai2	Cav1
45608	Fibroblasts	AM1	713	0.67619	0.15411	0.15411	Fibroblasts-	Gnai2	Cav1
45609	IM2	AT2	713	0.873684	0.05179	0.05179	IM2->AT2/	Gnai2	Cav1
45610	IM1	AT2	713	0.935943	0.05179	0.05179	IM1->AT2/	Gnai2	Cav1
45611	AM3	AT2	713	0.772201	0.05179	0.05179	AM3->AT2,	Gnai2	Cav1
45612	AM2	AT2	713	0.913232	0.05179	0.05179	AM2->AT2,	Gnai2	Cav1
45613	AM1	AT2	713	0.914384	0.05179	0.05179	AM1->AT2,	Gnai2	Cav1
45614	AT2	AT2	713	0.364964	0.05179	0.05179	AT2->AT2/	Gnai2	Cav1
45615	AT2_Retnla	AT2	713	0.326425	0.05179	0.05179	AT2_Retnla	Gnai2	Cav1
45616	Fibroblasts	AT2	713	0.67619	0.05179	0.05179	Fibroblasts-	Gnai2	Cav1
45617	IM2	AT2_Retnla	713	0.873684	0.067358	0.067358	IM2->AT2_	Gnai2	Cav1
45618	IM1	AT2_Retnla	713	0.935943	0.067358	0.067358	IM1->AT2_	Gnai2	Cav1
45619	AM3	AT2_Retnla	713	0.772201	0.067358	0.067358	AM3->AT2_	Gnai2	Cav1
45620	AM2	AT2_Retnla	713	0.913232	0.067358	0.067358	AM2->AT2_	Gnai2	Cav1
45621	AM1	AT2_Retnla	713	0.914384	0.067358	0.067358	AM1->AT2_	Gnai2	Cav1
45622	AT2	AT2_Retnla	713	0.364964	0.067358	0.067358	AT2->AT2_	Gnai2	Cav1
45623	AT2_Retnla	AT2_Retnla	713	0.326425	0.067358	0.067358	AT2_Retnla	Gnai2	Cav1
45624	Fibroblasts	AT2_Retnla	713	0.67619	0.067358	0.067358	Fibroblasts-	Gnai2	Cav1
45625	IM2	Fibroblasts	713	0.873684	0.352381	0.352381	IM2->Fibro	Gnai2	Cav1
45626	IM1	Fibroblasts	713	0.935943	0.352381	0.352381	IM1->Fibro	Gnai2	Cav1
45627	AM3	Fibroblasts	713	0.772201	0.352381	0.352381	AM3->Fibr	Gnai2	Cav1
45628	AM2	Fibroblasts	713	0.913232	0.352381	0.352381	AM2->Fibr	Gnai2	Cav1
45629	AM1	Fibroblasts	713	0.914384	0.352381	0.352381	AM1->Fibr	Gnai2	Cav1
45630	AT2	Fibroblasts	713	0.364964	0.352381	0.352381	AT2->Fibro	Gnai2	Cav1
45631	AT2_Retnla	Fibroblasts	713	0.326425	0.352381	0.326425	AT2_Retnla	Gnai2	Cav1
45632	Fibroblasts	Fibroblasts	713	0.67619	0.352381	0.352381	Fibroblasts-	Gnai2	Cav1
45945	IM2	Fibroblasts	718	0.873684	0.314286	0.314286	IM2->Fibro	Gnai2	Ednra
45946	IM1	Fibroblasts	718	0.935943	0.314286	0.314286	IM1->Fibro	Gnai2	Ednra
45947	AM3	Fibroblasts	718	0.772201	0.314286	0.314286	AM3->Fibr	Gnai2	Ednra
45948	AM2	Fibroblasts	718	0.913232	0.314286	0.314286	AM2->Fibr	Gnai2	Ednra
45949	AM1	Fibroblasts	718	0.914384	0.314286	0.314286	AM1->Fibr	Gnai2	Ednra
45950	AT2	Fibroblasts	718	0.364964	0.314286	0.314286	AT2->Fibro	Gnai2	Ednra
45951	AT2_Retnla	Fibroblasts	718	0.326425	0.314286	0.314286	AT2_Retnla	Gnai2	Ednra
45952	Fibroblasts	Fibroblasts	718	0.67619	0.314286	0.314286	Fibroblasts-	Gnai2	Ednra
45953	IM2	IM2	719	0.873684	0.073684	0.073684	IM2->IM2/	Gnai2	Ednrb
45954	IM1	IM2	719	0.935943	0.073684	0.073684	IM1->IM2/	Gnai2	Ednrb
45955	AM3	IM2	719	0.772201	0.073684	0.073684	AM3->IM2,	Gnai2	Ednrb
45956	AM2	IM2	719	0.913232	0.073684	0.073684	AM2->IM2,	Gnai2	Ednrb
45957	AM1	IM2	719	0.914384	0.073684	0.073684	AM1->IM2,	Gnai2	Ednrb
45958	AT2	IM2	719	0.364964	0.073684	0.073684	AT2->IM2/	Gnai2	Ednrb
45959	AT2_Retnla	IM2	719	0.326425	0.073684	0.073684	AT2_Retnla	Gnai2	Ednrb
45960	Fibroblasts	IM2	719	0.67619	0.073684	0.073684	Fibroblasts-	Gnai2	Ednrb

46073	IM2	Fibroblasts	720	0.873684	0.180952	0.180952	IM2->Fibro	Gnai2	Egfr
46074	IM1	Fibroblasts	720	0.935943	0.180952	0.180952	IM1->Fibro	Gnai2	Egfr
46075	AM3	Fibroblasts	720	0.772201	0.180952	0.180952	AM3->Fibro	Gnai2	Egfr
46076	AM2	Fibroblasts	720	0.913232	0.180952	0.180952	AM2->Fibro	Gnai2	Egfr
46077	AM1	Fibroblasts	720	0.914384	0.180952	0.180952	AM1->Fibro	Gnai2	Egfr
46078	AT2	Fibroblasts	720	0.364964	0.180952	0.180952	AT2->Fibrol	Gnai2	Egfr
46079	AT2_Retnla	Fibroblasts	720	0.326425	0.180952	0.180952	AT2_Retnla	Gnai2	Egfr
46080	Fibroblasts	Fibroblasts	720	0.67619	0.180952	0.180952	Fibroblasts-	Gnai2	Egfr
46137	IM2	Fibroblasts	721	0.873684	0.485714	0.485714	IM2->Fibro	Gnai2	F2r
46138	IM1	Fibroblasts	721	0.935943	0.485714	0.485714	IM1->Fibro	Gnai2	F2r
46139	AM3	Fibroblasts	721	0.772201	0.485714	0.485714	AM3->Fibro	Gnai2	F2r
46140	AM2	Fibroblasts	721	0.913232	0.485714	0.485714	AM2->Fibro	Gnai2	F2r
46141	AM1	Fibroblasts	721	0.914384	0.485714	0.485714	AM1->Fibro	Gnai2	F2r
46142	AT2	Fibroblasts	721	0.364964	0.485714	0.364964	AT2->Fibrol	Gnai2	F2r
46143	AT2_Retnla	Fibroblasts	721	0.326425	0.485714	0.326425	AT2_Retnla	Gnai2	F2r
46144	Fibroblasts	Fibroblasts	721	0.67619	0.485714	0.485714	Fibroblasts-	Gnai2	F2r
46161	IM2	AM3	722	0.873684	0.127413	0.127413	IM2->AM3,	Gnai2	Fpr1
46162	IM1	AM3	722	0.935943	0.127413	0.127413	IM1->AM3,	Gnai2	Fpr1
46163	AM3	AM3	722	0.772201	0.127413	0.127413	AM3->AM3	Gnai2	Fpr1
46164	AM2	AM3	722	0.913232	0.127413	0.127413	AM2->AM3	Gnai2	Fpr1
46165	AM1	AM3	722	0.914384	0.127413	0.127413	AM1->AM3	Gnai2	Fpr1
46166	AT2	AM3	722	0.364964	0.127413	0.127413	AT2->AM3,	Gnai2	Fpr1
46167	AT2_Retnla	AM3	722	0.326425	0.127413	0.127413	AT2_Retnla	Gnai2	Fpr1
46168	Fibroblasts	AM3	722	0.67619	0.127413	0.127413	Fibroblasts-	Gnai2	Fpr1
46169	IM2	AM2	722	0.873684	0.511931	0.511931	IM2->AM2,	Gnai2	Fpr1
46170	IM1	AM2	722	0.935943	0.511931	0.511931	IM1->AM2,	Gnai2	Fpr1
46171	AM3	AM2	722	0.772201	0.511931	0.511931	AM3->AM2	Gnai2	Fpr1
46172	AM2	AM2	722	0.913232	0.511931	0.511931	AM2->AM2	Gnai2	Fpr1
46173	AM1	AM2	722	0.914384	0.511931	0.511931	AM1->AM2	Gnai2	Fpr1
46174	AT2	AM2	722	0.364964	0.511931	0.364964	AT2->AM2,	Gnai2	Fpr1
46175	AT2_Retnla	AM2	722	0.326425	0.511931	0.326425	AT2_Retnla	Gnai2	Fpr1
46176	Fibroblasts	AM2	722	0.67619	0.511931	0.511931	Fibroblasts-	Gnai2	Fpr1
46177	IM2	AM1	722	0.873684	0.561644	0.561644	IM2->AM1,	Gnai2	Fpr1
46178	IM1	AM1	722	0.935943	0.561644	0.561644	IM1->AM1,	Gnai2	Fpr1
46179	AM3	AM1	722	0.772201	0.561644	0.561644	AM3->AM1	Gnai2	Fpr1
46180	AM2	AM1	722	0.913232	0.561644	0.561644	AM2->AM1	Gnai2	Fpr1
46181	AM1	AM1	722	0.914384	0.561644	0.561644	AM1->AM1	Gnai2	Fpr1
46182	AT2	AM1	722	0.364964	0.561644	0.364964	AT2->AM1,	Gnai2	Fpr1
46183	AT2_Retnla	AM1	722	0.326425	0.561644	0.326425	AT2_Retnla	Gnai2	Fpr1
46184	Fibroblasts	AM1	722	0.67619	0.561644	0.561644	Fibroblasts-	Gnai2	Fpr1
46209	IM2	IM2	723	0.873684	0.142105	0.142105	IM2->IM2/	Gnai2	Igf1r
46210	IM1	IM2	723	0.935943	0.142105	0.142105	IM1->IM2/	Gnai2	Igf1r
46211	AM3	IM2	723	0.772201	0.142105	0.142105	AM3->IM2,	Gnai2	Igf1r
46212	AM2	IM2	723	0.913232	0.142105	0.142105	AM2->IM2,	Gnai2	Igf1r
46213	AM1	IM2	723	0.914384	0.142105	0.142105	AM1->IM2,	Gnai2	Igf1r
46214	AT2	IM2	723	0.364964	0.142105	0.142105	AT2->IM2/	Gnai2	Igf1r
46215	AT2_Retnla	IM2	723	0.326425	0.142105	0.142105	AT2_Retnla	Gnai2	Igf1r

46216	Fibroblasts	IM2	723	0.67619	0.142105	0.142105	Fibroblasts·	Gnai2	Igf1r
46217	IM2	IM1	723	0.873684	0.074733	0.074733	IM2->IM1/	Gnai2	Igf1r
46218	IM1	IM1	723	0.935943	0.074733	0.074733	IM1->IM1/	Gnai2	Igf1r
46219	AM3	IM1	723	0.772201	0.074733	0.074733	AM3->IM1,	Gnai2	Igf1r
46220	AM2	IM1	723	0.913232	0.074733	0.074733	AM2->IM1,	Gnai2	Igf1r
46221	AM1	IM1	723	0.914384	0.074733	0.074733	AM1->IM1,	Gnai2	Igf1r
46222	AT2	IM1	723	0.364964	0.074733	0.074733	AT2->IM1/	Gnai2	Igf1r
46223	AT2_Retnla	IM1	723	0.326425	0.074733	0.074733	AT2_Retnla	Gnai2	Igf1r
46224	Fibroblasts	IM1	723	0.67619	0.074733	0.074733	Fibroblasts·	Gnai2	Igf1r
46257	IM2	AT2_Retnla	723	0.873684	0.051813	0.051813	IM2->AT2_	Gnai2	Igf1r
46258	IM1	AT2_Retnla	723	0.935943	0.051813	0.051813	IM1->AT2_	Gnai2	Igf1r
46259	AM3	AT2_Retnla	723	0.772201	0.051813	0.051813	AM3->AT2_	Gnai2	Igf1r
46260	AM2	AT2_Retnla	723	0.913232	0.051813	0.051813	AM2->AT2_	Gnai2	Igf1r
46261	AM1	AT2_Retnla	723	0.914384	0.051813	0.051813	AM1->AT2_	Gnai2	Igf1r
46262	AT2	AT2_Retnla	723	0.364964	0.051813	0.051813	AT2->AT2_	Gnai2	Igf1r
46263	AT2_Retnla	AT2_Retnla	723	0.326425	0.051813	0.051813	AT2_Retnla	Gnai2	Igf1r
46264	Fibroblasts	AT2_Retnla	723	0.67619	0.051813	0.051813	Fibroblasts·	Gnai2	Igf1r
46265	IM2	Fibroblasts	723	0.873684	0.304762	0.304762	IM2->Fibro	Gnai2	Igf1r
46266	IM1	Fibroblasts	723	0.935943	0.304762	0.304762	IM1->Fibro	Gnai2	Igf1r
46267	AM3	Fibroblasts	723	0.772201	0.304762	0.304762	AM3->Fibr	Gnai2	Igf1r
46268	AM2	Fibroblasts	723	0.913232	0.304762	0.304762	AM2->Fibr	Gnai2	Igf1r
46269	AM1	Fibroblasts	723	0.914384	0.304762	0.304762	AM1->Fibr	Gnai2	Igf1r
46270	AT2	Fibroblasts	723	0.364964	0.304762	0.304762	AT2->Fibro	Gnai2	Igf1r
46271	AT2_Retnla	Fibroblasts	723	0.326425	0.304762	0.304762	AT2_Retnla	Gnai2	Igf1r
46272	Fibroblasts	Fibroblasts	723	0.67619	0.304762	0.304762	Fibroblasts·	Gnai2	Igf1r
46377	IM2	AT2	725	0.873684	0.067431	0.067431	IM2->AT2/	Gnai2	Lpar3
46378	IM1	AT2	725	0.935943	0.067431	0.067431	IM1->AT2/	Gnai2	Lpar3
46379	AM3	AT2	725	0.772201	0.067431	0.067431	AM3->AT2,	Gnai2	Lpar3
46380	AM2	AT2	725	0.913232	0.067431	0.067431	AM2->AT2,	Gnai2	Lpar3
46381	AM1	AT2	725	0.914384	0.067431	0.067431	AM1->AT2,	Gnai2	Lpar3
46382	AT2	AT2	725	0.364964	0.067431	0.067431	AT2->AT2/	Gnai2	Lpar3
46383	AT2_Retnla	AT2	725	0.326425	0.067431	0.067431	AT2_Retnla	Gnai2	Lpar3
46384	Fibroblasts	AT2	725	0.67619	0.067431	0.067431	Fibroblasts·	Gnai2	Lpar3
46385	IM2	AT2_Retnla	725	0.873684	0.07772	0.07772	IM2->AT2_	Gnai2	Lpar3
46386	IM1	AT2_Retnla	725	0.935943	0.07772	0.07772	IM1->AT2_	Gnai2	Lpar3
46387	AM3	AT2_Retnla	725	0.772201	0.07772	0.07772	AM3->AT2_	Gnai2	Lpar3
46388	AM2	AT2_Retnla	725	0.913232	0.07772	0.07772	AM2->AT2_	Gnai2	Lpar3
46389	AM1	AT2_Retnla	725	0.914384	0.07772	0.07772	AM1->AT2_	Gnai2	Lpar3
46390	AT2	AT2_Retnla	725	0.364964	0.07772	0.07772	AT2->AT2_	Gnai2	Lpar3
46391	AT2_Retnla	AT2_Retnla	725	0.326425	0.07772	0.07772	AT2_Retnla	Gnai2	Lpar3
46392	Fibroblasts	AT2_Retnla	725	0.67619	0.07772	0.07772	Fibroblasts·	Gnai2	Lpar3
46593	IM2	IM2	729	0.873684	0.236842	0.236842	IM2->IM2/	Gnai2	P2ry12
46594	IM1	IM2	729	0.935943	0.236842	0.236842	IM1->IM2/	Gnai2	P2ry12
46595	AM3	IM2	729	0.772201	0.236842	0.236842	AM3->IM2,	Gnai2	P2ry12
46596	AM2	IM2	729	0.913232	0.236842	0.236842	AM2->IM2,	Gnai2	P2ry12
46597	AM1	IM2	729	0.914384	0.236842	0.236842	AM1->IM2,	Gnai2	P2ry12
46598	AT2	IM2	729	0.364964	0.236842	0.236842	AT2->IM2/	Gnai2	P2ry12

46599	AT2_Retnla	IM2	729	0.326425	0.236842	0.236842	AT2_Retnla	Gnai2	P2ry12
46600	Fibroblasts	IM2	729	0.67619	0.236842	0.236842	Fibroblasts-	Gnai2	P2ry12
46601	IM2	IM1	729	0.873684	0.078292	0.078292	IM2->IM1/	Gnai2	P2ry12
46602	IM1	IM1	729	0.935943	0.078292	0.078292	IM1->IM1/	Gnai2	P2ry12
46603	AM3	IM1	729	0.772201	0.078292	0.078292	AM3->IM1,	Gnai2	P2ry12
46604	AM2	IM1	729	0.913232	0.078292	0.078292	AM2->IM1,	Gnai2	P2ry12
46605	AM1	IM1	729	0.914384	0.078292	0.078292	AM1->IM1,	Gnai2	P2ry12
46606	AT2	IM1	729	0.364964	0.078292	0.078292	AT2->IM1/	Gnai2	P2ry12
46607	AT2_Retnla	IM1	729	0.326425	0.078292	0.078292	AT2_Retnla	Gnai2	P2ry12
46608	Fibroblasts	IM1	729	0.67619	0.078292	0.078292	Fibroblasts-	Gnai2	P2ry12
46625	IM2	AM1	729	0.873684	0.053653	0.053653	IM2->AM1,	Gnai2	P2ry12
46626	IM1	AM1	729	0.935943	0.053653	0.053653	IM1->AM1,	Gnai2	P2ry12
46627	AM3	AM1	729	0.772201	0.053653	0.053653	AM3->AM1	Gnai2	P2ry12
46628	AM2	AM1	729	0.913232	0.053653	0.053653	AM2->AM1	Gnai2	P2ry12
46629	AM1	AM1	729	0.914384	0.053653	0.053653	AM1->AM1	Gnai2	P2ry12
46630	AT2	AM1	729	0.364964	0.053653	0.053653	AT2->AM1,	Gnai2	P2ry12
46631	AT2_Retnla	AM1	729	0.326425	0.053653	0.053653	AT2_Retnla	Gnai2	P2ry12
46632	Fibroblasts	AM1	729	0.67619	0.053653	0.053653	Fibroblasts-	Gnai2	P2ry12
46721	IM2	IM2	731	0.873684	0.215789	0.215789	IM2->IM2/	Gnai2	S1pr1
46722	IM1	IM2	731	0.935943	0.215789	0.215789	IM1->IM2/	Gnai2	S1pr1
46723	AM3	IM2	731	0.772201	0.215789	0.215789	AM3->IM2,	Gnai2	S1pr1
46724	AM2	IM2	731	0.913232	0.215789	0.215789	AM2->IM2,	Gnai2	S1pr1
46725	AM1	IM2	731	0.914384	0.215789	0.215789	AM1->IM2,	Gnai2	S1pr1
46726	AT2	IM2	731	0.364964	0.215789	0.215789	AT2->IM2/	Gnai2	S1pr1
46727	AT2_Retnla	IM2	731	0.326425	0.215789	0.215789	AT2_Retnla	Gnai2	S1pr1
46728	Fibroblasts	IM2	731	0.67619	0.215789	0.215789	Fibroblasts-	Gnai2	S1pr1
46729	IM2	IM1	731	0.873684	0.071174	0.071174	IM2->IM1/	Gnai2	S1pr1
46730	IM1	IM1	731	0.935943	0.071174	0.071174	IM1->IM1/	Gnai2	S1pr1
46731	AM3	IM1	731	0.772201	0.071174	0.071174	AM3->IM1,	Gnai2	S1pr1
46732	AM2	IM1	731	0.913232	0.071174	0.071174	AM2->IM1,	Gnai2	S1pr1
46733	AM1	IM1	731	0.914384	0.071174	0.071174	AM1->IM1,	Gnai2	S1pr1
46734	AT2	IM1	731	0.364964	0.071174	0.071174	AT2->IM1/	Gnai2	S1pr1
46735	AT2_Retnla	IM1	731	0.326425	0.071174	0.071174	AT2_Retnla	Gnai2	S1pr1
46736	Fibroblasts	IM1	731	0.67619	0.071174	0.071174	Fibroblasts-	Gnai2	S1pr1
46841	IM2	Fibroblasts	732	0.873684	0.114286	0.114286	IM2->Fibro	Gnai2	S1pr3
46842	IM1	Fibroblasts	732	0.935943	0.114286	0.114286	IM1->Fibro	Gnai2	S1pr3
46843	AM3	Fibroblasts	732	0.772201	0.114286	0.114286	AM3->Fibr	Gnai2	S1pr3
46844	AM2	Fibroblasts	732	0.913232	0.114286	0.114286	AM2->Fibr	Gnai2	S1pr3
46845	AM1	Fibroblasts	732	0.914384	0.114286	0.114286	AM1->Fibr	Gnai2	S1pr3
46846	AT2	Fibroblasts	732	0.364964	0.114286	0.114286	AT2->Fibro	Gnai2	S1pr3
46847	AT2_Retnla	Fibroblasts	732	0.326425	0.114286	0.114286	AT2_Retnla	Gnai2	S1pr3
46848	Fibroblasts	Fibroblasts	732	0.67619	0.114286	0.114286	Fibroblasts-	Gnai2	S1pr3
47233	IM2	IM2	739	0.426316	0.126316	0.126316	IM2->IM2/	Gnas	Adcy7
47234	IM1	IM2	739	0.491103	0.126316	0.126316	IM1->IM2/	Gnas	Adcy7
47235	AM3	IM2	739	0.671815	0.126316	0.126316	AM3->IM2,	Gnas	Adcy7
47236	AM2	IM2	739	0.741866	0.126316	0.126316	AM2->IM2,	Gnas	Adcy7
47237	AM1	IM2	739	0.762557	0.126316	0.126316	AM1->IM2,	Gnas	Adcy7

47238	AT2	IM2	739	0.769899	0.126316	0.126316	AT2->IM2/	Gnas	Adcy7
47239	AT2_Retnla	IM2	739	0.839378	0.126316	0.126316	AT2_Retnla	Gnas	Adcy7
47240	Fibroblasts	IM2	739	0.828571	0.126316	0.126316	Fibroblasts	Gnas	Adcy7
47241	IM2	IM1	739	0.426316	0.274021	0.274021	IM2->IM1/	Gnas	Adcy7
47242	IM1	IM1	739	0.491103	0.274021	0.274021	IM1->IM1/	Gnas	Adcy7
47243	AM3	IM1	739	0.671815	0.274021	0.274021	AM3->IM1,	Gnas	Adcy7
47244	AM2	IM1	739	0.741866	0.274021	0.274021	AM2->IM1,	Gnas	Adcy7
47245	AM1	IM1	739	0.762557	0.274021	0.274021	AM1->IM1,	Gnas	Adcy7
47246	AT2	IM1	739	0.769899	0.274021	0.274021	AT2->IM1/	Gnas	Adcy7
47247	AT2_Retnla	IM1	739	0.839378	0.274021	0.274021	AT2_Retnla	Gnas	Adcy7
47248	Fibroblasts	IM1	739	0.828571	0.274021	0.274021	Fibroblasts	Gnas	Adcy7
47249	IM2	AM3	739	0.426316	0.169884	0.169884	IM2->AM3,	Gnas	Adcy7
47250	IM1	AM3	739	0.491103	0.169884	0.169884	IM1->AM3,	Gnas	Adcy7
47251	AM3	AM3	739	0.671815	0.169884	0.169884	AM3->AM3	Gnas	Adcy7
47252	AM2	AM3	739	0.741866	0.169884	0.169884	AM2->AM3	Gnas	Adcy7
47253	AM1	AM3	739	0.762557	0.169884	0.169884	AM1->AM3	Gnas	Adcy7
47254	AT2	AM3	739	0.769899	0.169884	0.169884	AT2->AM3,	Gnas	Adcy7
47255	AT2_Retnla	AM3	739	0.839378	0.169884	0.169884	AT2_Retnla	Gnas	Adcy7
47256	Fibroblasts	AM3	739	0.828571	0.169884	0.169884	Fibroblasts	Gnas	Adcy7
47257	IM2	AM2	739	0.426316	0.255965	0.255965	IM2->AM2,	Gnas	Adcy7
47258	IM1	AM2	739	0.491103	0.255965	0.255965	IM1->AM2,	Gnas	Adcy7
47259	AM3	AM2	739	0.671815	0.255965	0.255965	AM3->AM2	Gnas	Adcy7
47260	AM2	AM2	739	0.741866	0.255965	0.255965	AM2->AM2	Gnas	Adcy7
47261	AM1	AM2	739	0.762557	0.255965	0.255965	AM1->AM2	Gnas	Adcy7
47262	AT2	AM2	739	0.769899	0.255965	0.255965	AT2->AM2,	Gnas	Adcy7
47263	AT2_Retnla	AM2	739	0.839378	0.255965	0.255965	AT2_Retnla	Gnas	Adcy7
47264	Fibroblasts	AM2	739	0.828571	0.255965	0.255965	Fibroblasts	Gnas	Adcy7
47265	IM2	AM1	739	0.426316	0.214612	0.214612	IM2->AM1,	Gnas	Adcy7
47266	IM1	AM1	739	0.491103	0.214612	0.214612	IM1->AM1,	Gnas	Adcy7
47267	AM3	AM1	739	0.671815	0.214612	0.214612	AM3->AM1	Gnas	Adcy7
47268	AM2	AM1	739	0.741866	0.214612	0.214612	AM2->AM1	Gnas	Adcy7
47269	AM1	AM1	739	0.762557	0.214612	0.214612	AM1->AM1	Gnas	Adcy7
47270	AT2	AM1	739	0.769899	0.214612	0.214612	AT2->AM1,	Gnas	Adcy7
47271	AT2_Retnla	AM1	739	0.839378	0.214612	0.214612	AT2_Retnla	Gnas	Adcy7
47272	Fibroblasts	AM1	739	0.828571	0.214612	0.214612	Fibroblasts	Gnas	Adcy7
47273	IM2	AT2	739	0.426316	0.308307	0.308307	IM2->AT2/	Gnas	Adcy7
47274	IM1	AT2	739	0.491103	0.308307	0.308307	IM1->AT2/	Gnas	Adcy7
47275	AM3	AT2	739	0.671815	0.308307	0.308307	AM3->AT2,	Gnas	Adcy7
47276	AM2	AT2	739	0.741866	0.308307	0.308307	AM2->AT2,	Gnas	Adcy7
47277	AM1	AT2	739	0.762557	0.308307	0.308307	AM1->AT2,	Gnas	Adcy7
47278	AT2	AT2	739	0.769899	0.308307	0.308307	AT2->AT2/	Gnas	Adcy7
47279	AT2_Retnla	AT2	739	0.839378	0.308307	0.308307	AT2_Retnla	Gnas	Adcy7
47280	Fibroblasts	AT2	739	0.828571	0.308307	0.308307	Fibroblasts	Gnas	Adcy7
47281	IM2	AT2_Retnla	739	0.426316	0.341969	0.341969	IM2->AT2_	Gnas	Adcy7
47282	IM1	AT2_Retnla	739	0.491103	0.341969	0.341969	IM1->AT2_	Gnas	Adcy7
47283	AM3	AT2_Retnla	739	0.671815	0.341969	0.341969	AM3->AT2_	Gnas	Adcy7
47284	AM2	AT2_Retnla	739	0.741866	0.341969	0.341969	AM2->AT2_	Gnas	Adcy7

47285	AM1	AT2_Retnla	739	0.762557	0.341969	0.341969	AM1->AT2_	Gnas	Adcy7
47286	AT2	AT2_Retnla	739	0.769899	0.341969	0.341969	AT2->AT2_	Gnas	Adcy7
47287	AT2_Retnla	AT2_Retnla	739	0.839378	0.341969	0.341969	AT2_Retnla	Gnas	Adcy7
47288	Fibroblasts	AT2_Retnla	739	0.828571	0.341969	0.341969	Fibroblasts-	Gnas	Adcy7
47289	IM2	Fibroblasts	739	0.426316	0.066667	0.066667	IM2->Fibro	Gnas	Adcy7
47290	IM1	Fibroblasts	739	0.491103	0.066667	0.066667	IM1->Fibro	Gnas	Adcy7
47291	AM3	Fibroblasts	739	0.671815	0.066667	0.066667	AM3->Fibr	Gnas	Adcy7
47292	AM2	Fibroblasts	739	0.741866	0.066667	0.066667	AM2->Fibr	Gnas	Adcy7
47293	AM1	Fibroblasts	739	0.762557	0.066667	0.066667	AM1->Fibr	Gnas	Adcy7
47294	AT2	Fibroblasts	739	0.769899	0.066667	0.066667	AT2->Fibro	Gnas	Adcy7
47295	AT2_Retnla	Fibroblasts	739	0.839378	0.066667	0.066667	AT2_Retnla	Gnas	Adcy7
47296	Fibroblasts	Fibroblasts	739	0.828571	0.066667	0.066667	Fibroblasts-	Gnas	Adcy7
47545	IM2	Fibroblasts	743	0.426316	0.066667	0.066667	IM2->Fibro	Gnas	Adrb3
47546	IM1	Fibroblasts	743	0.491103	0.066667	0.066667	IM1->Fibro	Gnas	Adrb3
47547	AM3	Fibroblasts	743	0.671815	0.066667	0.066667	AM3->Fibr	Gnas	Adrb3
47548	AM2	Fibroblasts	743	0.741866	0.066667	0.066667	AM2->Fibr	Gnas	Adrb3
47549	AM1	Fibroblasts	743	0.762557	0.066667	0.066667	AM1->Fibr	Gnas	Adrb3
47550	AT2	Fibroblasts	743	0.769899	0.066667	0.066667	AT2->Fibro	Gnas	Adrb3
47551	AT2_Retnla	Fibroblasts	743	0.839378	0.066667	0.066667	AT2_Retnla	Gnas	Adrb3
47552	Fibroblasts	Fibroblasts	743	0.828571	0.066667	0.066667	Fibroblasts-	Gnas	Adrb3
48017	IM2	AM3	751	0.426316	0.312741	0.312741	IM2->AM3,	Gnas	Ptgir
48018	IM1	AM3	751	0.491103	0.312741	0.312741	IM1->AM3,	Gnas	Ptgir
48019	AM3	AM3	751	0.671815	0.312741	0.312741	AM3->AM3	Gnas	Ptgir
48020	AM2	AM3	751	0.741866	0.312741	0.312741	AM2->AM3	Gnas	Ptgir
48021	AM1	AM3	751	0.762557	0.312741	0.312741	AM1->AM3	Gnas	Ptgir
48022	AT2	AM3	751	0.769899	0.312741	0.312741	AT2->AM3,	Gnas	Ptgir
48023	AT2_Retnla	AM3	751	0.839378	0.312741	0.312741	AT2_Retnla	Gnas	Ptgir
48024	Fibroblasts	AM3	751	0.828571	0.312741	0.312741	Fibroblasts-	Gnas	Ptgir
48025	IM2	AM2	751	0.426316	0.136659	0.136659	IM2->AM2,	Gnas	Ptgir
48026	IM1	AM2	751	0.491103	0.136659	0.136659	IM1->AM2,	Gnas	Ptgir
48027	AM3	AM2	751	0.671815	0.136659	0.136659	AM3->AM2	Gnas	Ptgir
48028	AM2	AM2	751	0.741866	0.136659	0.136659	AM2->AM2	Gnas	Ptgir
48029	AM1	AM2	751	0.762557	0.136659	0.136659	AM1->AM2	Gnas	Ptgir
48030	AT2	AM2	751	0.769899	0.136659	0.136659	AT2->AM2,	Gnas	Ptgir
48031	AT2_Retnla	AM2	751	0.839378	0.136659	0.136659	AT2_Retnla	Gnas	Ptgir
48032	Fibroblasts	AM2	751	0.828571	0.136659	0.136659	Fibroblasts-	Gnas	Ptgir
48153	IM2	AM2	753	0.426316	0.05423	0.05423	IM2->AM2,	Gnas	Vipr1
48154	IM1	AM2	753	0.491103	0.05423	0.05423	IM1->AM2,	Gnas	Vipr1
48155	AM3	AM2	753	0.671815	0.05423	0.05423	AM3->AM2	Gnas	Vipr1
48156	AM2	AM2	753	0.741866	0.05423	0.05423	AM2->AM2	Gnas	Vipr1
48157	AM1	AM2	753	0.762557	0.05423	0.05423	AM1->AM2	Gnas	Vipr1
48158	AT2	AM2	753	0.769899	0.05423	0.05423	AT2->AM2,	Gnas	Vipr1
48159	AT2_Retnla	AM2	753	0.839378	0.05423	0.05423	AT2_Retnla	Gnas	Vipr1
48160	Fibroblasts	AM2	753	0.828571	0.05423	0.05423	Fibroblasts-	Gnas	Vipr1
48161	IM2	AM1	753	0.426316	0.053653	0.053653	IM2->AM1,	Gnas	Vipr1
48162	IM1	AM1	753	0.491103	0.053653	0.053653	IM1->AM1,	Gnas	Vipr1
48163	AM3	AM1	753	0.671815	0.053653	0.053653	AM3->AM1	Gnas	Vipr1

48164	AM2	AM1	753	0.741866	0.053653	0.053653	AM2->AM1	Gnas	Vipr1
48165	AM1	AM1	753	0.762557	0.053653	0.053653	AM1->AM1	Gnas	Vipr1
48166	AT2	AM1	753	0.769899	0.053653	0.053653	AT2->AM1/	Gnas	Vipr1
48167	AT2_Retnla	AM1	753	0.839378	0.053653	0.053653	AT2_Retnla	Gnas	Vipr1
48168	Fibroblasts	AM1	753	0.828571	0.053653	0.053653	Fibroblasts·	Gnas	Vipr1
48263	AT2_Retnla	IM2	755	0.056995	0.847368	0.056995	AT2_Retnla	Gpc3	Cd81
48264	Fibroblasts	IM2	755	0.761905	0.847368	0.761905	Fibroblasts·	Gpc3	Cd81
48271	AT2_Retnla	IM1	755	0.056995	0.882562	0.056995	AT2_Retnla	Gpc3	Cd81
48272	Fibroblasts	IM1	755	0.761905	0.882562	0.761905	Fibroblasts·	Gpc3	Cd81
48279	AT2_Retnla	AM3	755	0.056995	0.332046	0.056995	AT2_Retnla	Gpc3	Cd81
48280	Fibroblasts	AM3	755	0.761905	0.332046	0.332046	Fibroblasts·	Gpc3	Cd81
48287	AT2_Retnla	AM2	755	0.056995	0.592191	0.056995	AT2_Retnla	Gpc3	Cd81
48288	Fibroblasts	AM2	755	0.761905	0.592191	0.592191	Fibroblasts·	Gpc3	Cd81
48295	AT2_Retnla	AM1	755	0.056995	0.535388	0.056995	AT2_Retnla	Gpc3	Cd81
48296	Fibroblasts	AM1	755	0.761905	0.535388	0.535388	Fibroblasts·	Gpc3	Cd81
48303	AT2_Retnla	AT2	755	0.056995	0.629823	0.056995	AT2_Retnla	Gpc3	Cd81
48304	Fibroblasts	AT2	755	0.761905	0.629823	0.629823	Fibroblasts·	Gpc3	Cd81
48311	AT2_Retnla	AT2_Retnla	755	0.056995	0.694301	0.056995	AT2_Retnla	Gpc3	Cd81
48312	Fibroblasts	AT2_Retnla	755	0.761905	0.694301	0.694301	Fibroblasts·	Gpc3	Cd81
48319	AT2_Retnla	Fibroblasts	755	0.056995	0.961905	0.056995	AT2_Retnla	Gpc3	Cd81
48320	Fibroblasts	Fibroblasts	755	0.761905	0.961905	0.761905	Fibroblasts·	Gpc3	Cd81
48327	AT2_Retnla	IM2	756	0.056995	0.142105	0.056995	AT2_Retnla	Gpc3	Igf1r
48328	Fibroblasts	IM2	756	0.761905	0.142105	0.142105	Fibroblasts·	Gpc3	Igf1r
48335	AT2_Retnla	IM1	756	0.056995	0.074733	0.056995	AT2_Retnla	Gpc3	Igf1r
48336	Fibroblasts	IM1	756	0.761905	0.074733	0.074733	Fibroblasts·	Gpc3	Igf1r
48375	AT2_Retnla	AT2_Retnla	756	0.056995	0.051813	0.051813	AT2_Retnla	Gpc3	Igf1r
48376	Fibroblasts	AT2_Retnla	756	0.761905	0.051813	0.051813	Fibroblasts·	Gpc3	Igf1r
48383	AT2_Retnla	Fibroblasts	756	0.056995	0.304762	0.056995	AT2_Retnla	Gpc3	Igf1r
48384	Fibroblasts	Fibroblasts	756	0.761905	0.304762	0.304762	Fibroblasts·	Gpc3	Igf1r
48449	IM2	IM2	758	0.436842	0.2	0.2	IM2->IM2/	Gpi1	Amfr
48450	IM1	IM2	758	0.565836	0.2	0.2	IM1->IM2/	Gpi1	Amfr
48451	AM3	IM2	758	0.428571	0.2	0.2	AM3->IM2,	Gpi1	Amfr
48452	AM2	IM2	758	0.527115	0.2	0.2	AM2->IM2,	Gpi1	Amfr
48453	AM1	IM2	758	0.464612	0.2	0.2	AM1->IM2,	Gpi1	Amfr
48454	AT2	IM2	758	0.295447	0.2	0.2	AT2->IM2/	Gpi1	Amfr
48455	AT2_Retnla	IM2	758	0.222798	0.2	0.2	AT2_Retnla	Gpi1	Amfr
48456	Fibroblasts	IM2	758	0.219048	0.2	0.2	Fibroblasts·	Gpi1	Amfr
48457	IM2	IM1	758	0.436842	0.163701	0.163701	IM2->IM1/	Gpi1	Amfr
48458	IM1	IM1	758	0.565836	0.163701	0.163701	IM1->IM1/	Gpi1	Amfr
48459	AM3	IM1	758	0.428571	0.163701	0.163701	AM3->IM1,	Gpi1	Amfr
48460	AM2	IM1	758	0.527115	0.163701	0.163701	AM2->IM1,	Gpi1	Amfr
48461	AM1	IM1	758	0.464612	0.163701	0.163701	AM1->IM1,	Gpi1	Amfr
48462	AT2	IM1	758	0.295447	0.163701	0.163701	AT2->IM1/	Gpi1	Amfr
48463	AT2_Retnla	IM1	758	0.222798	0.163701	0.163701	AT2_Retnla	Gpi1	Amfr
48464	Fibroblasts	IM1	758	0.219048	0.163701	0.163701	Fibroblasts·	Gpi1	Amfr
48465	IM2	AM3	758	0.436842	0.332046	0.332046	IM2->AM3,	Gpi1	Amfr
48466	IM1	AM3	758	0.565836	0.332046	0.332046	IM1->AM3,	Gpi1	Amfr

48467	AM3	AM3	758	0.428571	0.332046	0.332046	AM3->AM3	Gpi1	Amfr
48468	AM2	AM3	758	0.527115	0.332046	0.332046	AM2->AM3	Gpi1	Amfr
48469	AM1	AM3	758	0.464612	0.332046	0.332046	AM1->AM3	Gpi1	Amfr
48470	AT2	AM3	758	0.295447	0.332046	0.295447	AT2->AM3/	Gpi1	Amfr
48471	AT2_Retnla	AM3	758	0.222798	0.332046	0.222798	AT2_Retnla	Gpi1	Amfr
48472	Fibroblasts	AM3	758	0.219048	0.332046	0.219048	Fibroblasts-	Gpi1	Amfr
48473	IM2	AM2	758	0.436842	0.284165	0.284165	IM2->AM2/	Gpi1	Amfr
48474	IM1	AM2	758	0.565836	0.284165	0.284165	IM1->AM2/	Gpi1	Amfr
48475	AM3	AM2	758	0.428571	0.284165	0.284165	AM3->AM2	Gpi1	Amfr
48476	AM2	AM2	758	0.527115	0.284165	0.284165	AM2->AM2	Gpi1	Amfr
48477	AM1	AM2	758	0.464612	0.284165	0.284165	AM1->AM2	Gpi1	Amfr
48478	AT2	AM2	758	0.295447	0.284165	0.284165	AT2->AM2/	Gpi1	Amfr
48479	AT2_Retnla	AM2	758	0.222798	0.284165	0.222798	AT2_Retnla	Gpi1	Amfr
48480	Fibroblasts	AM2	758	0.219048	0.284165	0.219048	Fibroblasts-	Gpi1	Amfr
48481	IM2	AM1	758	0.436842	0.244292	0.244292	IM2->AM1/	Gpi1	Amfr
48482	IM1	AM1	758	0.565836	0.244292	0.244292	IM1->AM1/	Gpi1	Amfr
48483	AM3	AM1	758	0.428571	0.244292	0.244292	AM3->AM1	Gpi1	Amfr
48484	AM2	AM1	758	0.527115	0.244292	0.244292	AM2->AM1	Gpi1	Amfr
48485	AM1	AM1	758	0.464612	0.244292	0.244292	AM1->AM1	Gpi1	Amfr
48486	AT2	AM1	758	0.295447	0.244292	0.244292	AT2->AM1/	Gpi1	Amfr
48487	AT2_Retnla	AM1	758	0.222798	0.244292	0.222798	AT2_Retnla	Gpi1	Amfr
48488	Fibroblasts	AM1	758	0.219048	0.244292	0.219048	Fibroblasts-	Gpi1	Amfr
48489	IM2	AT2	758	0.436842	0.341328	0.341328	IM2->AT2/	Gpi1	Amfr
48490	IM1	AT2	758	0.565836	0.341328	0.341328	IM1->AT2/	Gpi1	Amfr
48491	AM3	AT2	758	0.428571	0.341328	0.341328	AM3->AT2/	Gpi1	Amfr
48492	AM2	AT2	758	0.527115	0.341328	0.341328	AM2->AT2/	Gpi1	Amfr
48493	AM1	AT2	758	0.464612	0.341328	0.341328	AM1->AT2/	Gpi1	Amfr
48494	AT2	AT2	758	0.295447	0.341328	0.295447	AT2->AT2/	Gpi1	Amfr
48495	AT2_Retnla	AT2	758	0.222798	0.341328	0.222798	AT2_Retnla	Gpi1	Amfr
48496	Fibroblasts	AT2	758	0.219048	0.341328	0.219048	Fibroblasts-	Gpi1	Amfr
48497	IM2	AT2_Retnla	758	0.436842	0.352332	0.352332	IM2->AT2_	Gpi1	Amfr
48498	IM1	AT2_Retnla	758	0.565836	0.352332	0.352332	IM1->AT2_	Gpi1	Amfr
48499	AM3	AT2_Retnla	758	0.428571	0.352332	0.352332	AM3->AT2_	Gpi1	Amfr
48500	AM2	AT2_Retnla	758	0.527115	0.352332	0.352332	AM2->AT2_	Gpi1	Amfr
48501	AM1	AT2_Retnla	758	0.464612	0.352332	0.352332	AM1->AT2_	Gpi1	Amfr
48502	AT2	AT2_Retnla	758	0.295447	0.352332	0.295447	AT2->AT2_	Gpi1	Amfr
48503	AT2_Retnla	AT2_Retnla	758	0.222798	0.352332	0.222798	AT2_Retnla	Gpi1	Amfr
48504	Fibroblasts	AT2_Retnla	758	0.219048	0.352332	0.219048	Fibroblasts-	Gpi1	Amfr
48505	IM2	Fibroblasts	758	0.436842	0.27619	0.27619	IM2->Fibro	Gpi1	Amfr
48506	IM1	Fibroblasts	758	0.565836	0.27619	0.27619	IM1->Fibro	Gpi1	Amfr
48507	AM3	Fibroblasts	758	0.428571	0.27619	0.27619	AM3->Fibr	Gpi1	Amfr
48508	AM2	Fibroblasts	758	0.527115	0.27619	0.27619	AM2->Fibr	Gpi1	Amfr
48509	AM1	Fibroblasts	758	0.464612	0.27619	0.27619	AM1->Fibr	Gpi1	Amfr
48510	AT2	Fibroblasts	758	0.295447	0.27619	0.27619	AT2->Fibro	Gpi1	Amfr
48511	AT2_Retnla	Fibroblasts	758	0.222798	0.27619	0.222798	AT2_Retnla	Gpi1	Amfr
48512	Fibroblasts	Fibroblasts	758	0.219048	0.27619	0.219048	Fibroblasts-	Gpi1	Amfr
48771	AM3	IM2	763	0.069498	0.284211	0.069498	AM3->IM2/	Hbegf	Cd44

48774	AT2	IM2	763	0.064303	0.284211	0.064303	AT2->IM2/	Hbegf	Cd44
48775	AT2_Retnla	IM2	763	0.088083	0.284211	0.088083	AT2_Retnla	Hbegf	Cd44
48779	AM3	IM1	763	0.069498	0.462633	0.069498	AM3->IM1,	Hbegf	Cd44
48782	AT2	IM1	763	0.064303	0.462633	0.064303	AT2->IM1/	Hbegf	Cd44
48783	AT2_Retnla	IM1	763	0.088083	0.462633	0.088083	AT2_Retnla	Hbegf	Cd44
48787	AM3	AM3	763	0.069498	0.957529	0.069498	AM3->AM3	Hbegf	Cd44
48790	AT2	AM3	763	0.064303	0.957529	0.064303	AT2->AM3,	Hbegf	Cd44
48791	AT2_Retnla	AM3	763	0.088083	0.957529	0.088083	AT2_Retnla	Hbegf	Cd44
48795	AM3	AM2	763	0.069498	0.980477	0.069498	AM3->AM2	Hbegf	Cd44
48798	AT2	AM2	763	0.064303	0.980477	0.064303	AT2->AM2,	Hbegf	Cd44
48799	AT2_Retnla	AM2	763	0.088083	0.980477	0.088083	AT2_Retnla	Hbegf	Cd44
48803	AM3	AM1	763	0.069498	0.981735	0.069498	AM3->AM1	Hbegf	Cd44
48806	AT2	AM1	763	0.064303	0.981735	0.064303	AT2->AM1,	Hbegf	Cd44
48807	AT2_Retnla	AM1	763	0.088083	0.981735	0.088083	AT2_Retnla	Hbegf	Cd44
48811	AM3	AT2	763	0.069498	0.308655	0.069498	AM3->AT2,	Hbegf	Cd44
48814	AT2	AT2	763	0.064303	0.308655	0.064303	AT2->AT2/	Hbegf	Cd44
48815	AT2_Retnla	AT2	763	0.088083	0.308655	0.088083	AT2_Retnla	Hbegf	Cd44
48819	AM3	AT2_Retnla	763	0.069498	0.409326	0.069498	AM3->AT2_	Hbegf	Cd44
48822	AT2	AT2_Retnla	763	0.064303	0.409326	0.064303	AT2->AT2_	Hbegf	Cd44
48823	AT2_Retnla	AT2_Retnla	763	0.088083	0.409326	0.088083	AT2_Retnla	Hbegf	Cd44
48827	AM3	Fibroblasts	763	0.069498	0.32381	0.069498	AM3->Fibr	Hbegf	Cd44
48830	AT2	Fibroblasts	763	0.064303	0.32381	0.064303	AT2->Fibro	Hbegf	Cd44
48831	AT2_Retnla	Fibroblasts	763	0.088083	0.32381	0.088083	AT2_Retnla	Hbegf	Cd44
48835	AM3	IM2	764	0.069498	0.231579	0.069498	AM3->IM2,	Hbegf	Cd82
48838	AT2	IM2	764	0.064303	0.231579	0.064303	AT2->IM2/	Hbegf	Cd82
48839	AT2_Retnla	IM2	764	0.088083	0.231579	0.088083	AT2_Retnla	Hbegf	Cd82
48843	AM3	IM1	764	0.069498	0.156584	0.069498	AM3->IM1,	Hbegf	Cd82
48846	AT2	IM1	764	0.064303	0.156584	0.064303	AT2->IM1/	Hbegf	Cd82
48847	AT2_Retnla	IM1	764	0.088083	0.156584	0.088083	AT2_Retnla	Hbegf	Cd82
48851	AM3	AM3	764	0.069498	0.135135	0.069498	AM3->AM3	Hbegf	Cd82
48854	AT2	AM3	764	0.064303	0.135135	0.064303	AT2->AM3,	Hbegf	Cd82
48855	AT2_Retnla	AM3	764	0.088083	0.135135	0.088083	AT2_Retnla	Hbegf	Cd82
48859	AM3	AM2	764	0.069498	0.229935	0.069498	AM3->AM2	Hbegf	Cd82
48862	AT2	AM2	764	0.064303	0.229935	0.064303	AT2->AM2,	Hbegf	Cd82
48863	AT2_Retnla	AM2	764	0.088083	0.229935	0.088083	AT2_Retnla	Hbegf	Cd82
48867	AM3	AM1	764	0.069498	0.1621	0.069498	AM3->AM1	Hbegf	Cd82
48870	AT2	AM1	764	0.064303	0.1621	0.064303	AT2->AM1,	Hbegf	Cd82
48871	AT2_Retnla	AM1	764	0.088083	0.1621	0.088083	AT2_Retnla	Hbegf	Cd82
48875	AM3	AT2	764	0.069498	0.207855	0.069498	AM3->AT2,	Hbegf	Cd82
48878	AT2	AT2	764	0.064303	0.207855	0.064303	AT2->AT2/	Hbegf	Cd82
48879	AT2_Retnla	AT2	764	0.088083	0.207855	0.088083	AT2_Retnla	Hbegf	Cd82
48883	AM3	AT2_Retnla	764	0.069498	0.202073	0.069498	AM3->AT2_	Hbegf	Cd82
48886	AT2	AT2_Retnla	764	0.064303	0.202073	0.064303	AT2->AT2_	Hbegf	Cd82
48887	AT2_Retnla	AT2_Retnla	764	0.088083	0.202073	0.088083	AT2_Retnla	Hbegf	Cd82
48891	AM3	Fibroblasts	764	0.069498	0.457143	0.069498	AM3->Fibr	Hbegf	Cd82
48894	AT2	Fibroblasts	764	0.064303	0.457143	0.064303	AT2->Fibro	Hbegf	Cd82
48895	AT2_Retnla	Fibroblasts	764	0.088083	0.457143	0.088083	AT2_Retnla	Hbegf	Cd82

48899	AM3	IM2	765	0.069498	0.178947	0.069498	AM3->IM2,	Hbegf	Cd9
48902	AT2	IM2	765	0.064303	0.178947	0.064303	AT2->IM2/	Hbegf	Cd9
48903	AT2_Retnla	IM2	765	0.088083	0.178947	0.088083	AT2_Retnla	Hbegf	Cd9
48907	AM3	IM1	765	0.069498	0.66548	0.069498	AM3->IM1,	Hbegf	Cd9
48910	AT2	IM1	765	0.064303	0.66548	0.064303	AT2->IM1/	Hbegf	Cd9
48911	AT2_Retnla	IM1	765	0.088083	0.66548	0.088083	AT2_Retnla	Hbegf	Cd9
48915	AM3	AM3	765	0.069498	0.996139	0.069498	AM3->AM3	Hbegf	Cd9
48918	AT2	AM3	765	0.064303	0.996139	0.064303	AT2->AM3,	Hbegf	Cd9
48919	AT2_Retnla	AM3	765	0.088083	0.996139	0.088083	AT2_Retnla	Hbegf	Cd9
48923	AM3	AM2	765	0.069498	1	0.069498	AM3->AM2	Hbegf	Cd9
48926	AT2	AM2	765	0.064303	1	0.064303	AT2->AM2,	Hbegf	Cd9
48927	AT2_Retnla	AM2	765	0.088083	1	0.088083	AT2_Retnla	Hbegf	Cd9
48931	AM3	AM1	765	0.069498	1	0.069498	AM3->AM1	Hbegf	Cd9
48934	AT2	AM1	765	0.064303	1	0.064303	AT2->AM1,	Hbegf	Cd9
48935	AT2_Retnla	AM1	765	0.088083	1	0.088083	AT2_Retnla	Hbegf	Cd9
48939	AM3	AT2	765	0.069498	0.763643	0.069498	AM3->AT2,	Hbegf	Cd9
48942	AT2	AT2	765	0.064303	0.763643	0.064303	AT2->AT2/	Hbegf	Cd9
48943	AT2_Retnla	AT2	765	0.088083	0.763643	0.088083	AT2_Retnla	Hbegf	Cd9
48947	AM3	AT2_Retnla	765	0.069498	0.766839	0.069498	AM3->AT2_	Hbegf	Cd9
48950	AT2	AT2_Retnla	765	0.064303	0.766839	0.064303	AT2->AT2_	Hbegf	Cd9
48951	AT2_Retnla	AT2_Retnla	765	0.088083	0.766839	0.088083	AT2_Retnla	Hbegf	Cd9
48955	AM3	Fibroblasts	765	0.069498	0.428571	0.069498	AM3->Fibro	Hbegf	Cd9
48958	AT2	Fibroblasts	765	0.064303	0.428571	0.064303	AT2->Fibrol	Hbegf	Cd9
48959	AT2_Retnla	Fibroblasts	765	0.088083	0.428571	0.088083	AT2_Retnla	Hbegf	Cd9
49019	AM3	Fibroblasts	766	0.069498	0.180952	0.069498	AM3->Fibro	Hbegf	Egfr
49022	AT2	Fibroblasts	766	0.064303	0.180952	0.064303	AT2->Fibrol	Hbegf	Egfr
49023	AT2_Retnla	Fibroblasts	766	0.088083	0.180952	0.088083	AT2_Retnla	Hbegf	Egfr
49067	AM3	AT2	767	0.069498	0.074731	0.069498	AM3->AT2,	Hbegf	Erbb2
49070	AT2	AT2	767	0.064303	0.074731	0.064303	AT2->AT2/	Hbegf	Erbb2
49071	AT2_Retnla	AT2	767	0.088083	0.074731	0.074731	AT2_Retnla	Hbegf	Erbb2
49075	AM3	AT2_Retnla	767	0.069498	0.103627	0.069498	AM3->AT2_	Hbegf	Erbb2
49078	AT2	AT2_Retnla	767	0.064303	0.103627	0.064303	AT2->AT2_	Hbegf	Erbb2
49079	AT2_Retnla	AT2_Retnla	767	0.088083	0.103627	0.088083	AT2_Retnla	Hbegf	Erbb2
49155	AM3	IM2	769	0.057915	0.284211	0.057915	AM3->IM2,	Hgf	Cd44
49160	Fibroblasts	IM2	769	0.066667	0.284211	0.066667	Fibroblasts-	Hgf	Cd44
49163	AM3	IM1	769	0.057915	0.462633	0.057915	AM3->IM1,	Hgf	Cd44
49168	Fibroblasts	IM1	769	0.066667	0.462633	0.066667	Fibroblasts-	Hgf	Cd44
49171	AM3	AM3	769	0.057915	0.957529	0.057915	AM3->AM3	Hgf	Cd44
49176	Fibroblasts	AM3	769	0.066667	0.957529	0.066667	Fibroblasts-	Hgf	Cd44
49179	AM3	AM2	769	0.057915	0.980477	0.057915	AM3->AM2	Hgf	Cd44
49184	Fibroblasts	AM2	769	0.066667	0.980477	0.066667	Fibroblasts-	Hgf	Cd44
49187	AM3	AM1	769	0.057915	0.981735	0.057915	AM3->AM1	Hgf	Cd44
49192	Fibroblasts	AM1	769	0.066667	0.981735	0.066667	Fibroblasts-	Hgf	Cd44
49195	AM3	AT2	769	0.057915	0.308655	0.057915	AM3->AT2,	Hgf	Cd44
49200	Fibroblasts	AT2	769	0.066667	0.308655	0.066667	Fibroblasts-	Hgf	Cd44
49203	AM3	AT2_Retnla	769	0.057915	0.409326	0.057915	AM3->AT2_	Hgf	Cd44
49208	Fibroblasts	AT2_Retnla	769	0.066667	0.409326	0.066667	Fibroblasts-	Hgf	Cd44

49211	AM3	Fibroblasts	769	0.057915	0.32381	0.057915	AM3->Fibro	Hgf	Cd44
49216	Fibroblasts	Fibroblasts	769	0.066667	0.32381	0.066667	Fibroblasts-	Hgf	Cd44
49259	AM3	AT2	770	0.057915	0.472019	0.057915	AM3->AT2/	Hgf	Met
49264	Fibroblasts	AT2	770	0.066667	0.472019	0.066667	Fibroblasts-	Hgf	Met
49267	AM3	AT2_Retnla	770	0.057915	0.471503	0.057915	AM3->AT2_	Hgf	Met
49272	Fibroblasts	AT2_Retnla	770	0.066667	0.471503	0.066667	Fibroblasts-	Hgf	Met
49299	AM3	AM3	771	0.057915	0.069498	0.057915	AM3->AM3	Hgf	Sdc1
49304	Fibroblasts	AM3	771	0.066667	0.069498	0.066667	Fibroblasts-	Hgf	Sdc1
49323	AM3	AT2	771	0.057915	0.728537	0.057915	AM3->AT2/	Hgf	Sdc1
49328	Fibroblasts	AT2	771	0.066667	0.728537	0.066667	Fibroblasts-	Hgf	Sdc1
49331	AM3	AT2_Retnla	771	0.057915	0.787565	0.057915	AM3->AT2_	Hgf	Sdc1
49336	Fibroblasts	AT2_Retnla	771	0.066667	0.787565	0.066667	Fibroblasts-	Hgf	Sdc1
49339	AM3	Fibroblasts	771	0.057915	0.07619	0.057915	AM3->Fibro	Hgf	Sdc1
49344	Fibroblasts	Fibroblasts	771	0.066667	0.07619	0.066667	Fibroblasts-	Hgf	Sdc1
49403	AM3	Fibroblasts	772	0.057915	0.542857	0.057915	AM3->Fibro	Hgf	Sdc2
49408	Fibroblasts	Fibroblasts	772	0.066667	0.542857	0.066667	Fibroblasts-	Hgf	Sdc2
49451	AM3	AT2	773	0.057915	0.154327	0.057915	AM3->AT2/	Hgf	St14
49456	Fibroblasts	AT2	773	0.066667	0.154327	0.066667	Fibroblasts-	Hgf	St14
49459	AM3	AT2_Retnla	773	0.057915	0.222798	0.057915	AM3->AT2_	Hgf	St14
49464	Fibroblasts	AT2_Retnla	773	0.066667	0.222798	0.066667	Fibroblasts-	Hgf	St14
49489	IM2	AM3	774	0.610526	0.069498	0.069498	IM2->AM3/	Hmgb1	Sdc1
49490	IM1	AM3	774	0.676157	0.069498	0.069498	IM1->AM3/	Hmgb1	Sdc1
49491	AM3	AM3	774	0.509653	0.069498	0.069498	AM3->AM3	Hmgb1	Sdc1
49492	AM2	AM3	774	0.642082	0.069498	0.069498	AM2->AM3	Hmgb1	Sdc1
49493	AM1	AM3	774	0.663242	0.069498	0.069498	AM1->AM3	Hmgb1	Sdc1
49494	AT2	AM3	774	0.769552	0.069498	0.069498	AT2->AM3/	Hmgb1	Sdc1
49495	AT2_Retnla	AM3	774	0.782383	0.069498	0.069498	AT2_Retnla	Hmgb1	Sdc1
49496	Fibroblasts	AM3	774	0.885714	0.069498	0.069498	Fibroblasts-	Hmgb1	Sdc1
49513	IM2	AT2	774	0.610526	0.728537	0.610526	IM2->AT2/	Hmgb1	Sdc1
49514	IM1	AT2	774	0.676157	0.728537	0.676157	IM1->AT2/	Hmgb1	Sdc1
49515	AM3	AT2	774	0.509653	0.728537	0.509653	AM3->AT2/	Hmgb1	Sdc1
49516	AM2	AT2	774	0.642082	0.728537	0.642082	AM2->AT2/	Hmgb1	Sdc1
49517	AM1	AT2	774	0.663242	0.728537	0.663242	AM1->AT2/	Hmgb1	Sdc1
49518	AT2	AT2	774	0.769552	0.728537	0.728537	AT2->AT2/	Hmgb1	Sdc1
49519	AT2_Retnla	AT2	774	0.782383	0.728537	0.728537	AT2_Retnla	Hmgb1	Sdc1
49520	Fibroblasts	AT2	774	0.885714	0.728537	0.728537	Fibroblasts-	Hmgb1	Sdc1
49521	IM2	AT2_Retnla	774	0.610526	0.787565	0.610526	IM2->AT2_	Hmgb1	Sdc1
49522	IM1	AT2_Retnla	774	0.676157	0.787565	0.676157	IM1->AT2_	Hmgb1	Sdc1
49523	AM3	AT2_Retnla	774	0.509653	0.787565	0.509653	AM3->AT2_	Hmgb1	Sdc1
49524	AM2	AT2_Retnla	774	0.642082	0.787565	0.642082	AM2->AT2_	Hmgb1	Sdc1
49525	AM1	AT2_Retnla	774	0.663242	0.787565	0.663242	AM1->AT2_	Hmgb1	Sdc1
49526	AT2	AT2_Retnla	774	0.769552	0.787565	0.769552	AT2->AT2_	Hmgb1	Sdc1
49527	AT2_Retnla	AT2_Retnla	774	0.782383	0.787565	0.782383	AT2_Retnla	Hmgb1	Sdc1
49528	Fibroblasts	AT2_Retnla	774	0.885714	0.787565	0.787565	Fibroblasts-	Hmgb1	Sdc1
49529	IM2	Fibroblasts	774	0.610526	0.07619	0.07619	IM2->Fibro	Hmgb1	Sdc1
49530	IM1	Fibroblasts	774	0.676157	0.07619	0.07619	IM1->Fibro	Hmgb1	Sdc1
49531	AM3	Fibroblasts	774	0.509653	0.07619	0.07619	AM3->Fibro	Hmgb1	Sdc1

49532	AM2	Fibroblasts	774	0.642082	0.07619	0.07619	AM2->Fibro	Hmgb1	Sdc1
49533	AM1	Fibroblasts	774	0.663242	0.07619	0.07619	AM1->Fibro	Hmgb1	Sdc1
49534	AT2	Fibroblasts	774	0.769552	0.07619	0.07619	AT2->Fibrol	Hmgb1	Sdc1
49535	AT2_Retnla	Fibroblasts	774	0.782383	0.07619	0.07619	AT2_Retnla	Hmgb1	Sdc1
49536	Fibroblasts	Fibroblasts	774	0.885714	0.07619	0.07619	Fibroblasts-	Hmgb1	Sdc1
49537	IM2	IM2	775	0.610526	0.094737	0.094737	IM2->IM2/	Hmgb1	Thbd
49538	IM1	IM2	775	0.676157	0.094737	0.094737	IM1->IM2/	Hmgb1	Thbd
49539	AM3	IM2	775	0.509653	0.094737	0.094737	AM3->IM2,	Hmgb1	Thbd
49540	AM2	IM2	775	0.642082	0.094737	0.094737	AM2->IM2,	Hmgb1	Thbd
49541	AM1	IM2	775	0.663242	0.094737	0.094737	AM1->IM2,	Hmgb1	Thbd
49542	AT2	IM2	775	0.769552	0.094737	0.094737	AT2->IM2/	Hmgb1	Thbd
49543	AT2_Retnla	IM2	775	0.782383	0.094737	0.094737	AT2_Retnla	Hmgb1	Thbd
49544	Fibroblasts	IM2	775	0.885714	0.094737	0.094737	Fibroblasts-	Hmgb1	Thbd
49553	IM2	AM3	775	0.610526	0.123552	0.123552	IM2->AM3,	Hmgb1	Thbd
49554	IM1	AM3	775	0.676157	0.123552	0.123552	IM1->AM3,	Hmgb1	Thbd
49555	AM3	AM3	775	0.509653	0.123552	0.123552	AM3->AM3	Hmgb1	Thbd
49556	AM2	AM3	775	0.642082	0.123552	0.123552	AM2->AM3	Hmgb1	Thbd
49557	AM1	AM3	775	0.663242	0.123552	0.123552	AM1->AM3	Hmgb1	Thbd
49558	AT2	AM3	775	0.769552	0.123552	0.123552	AT2->AM3,	Hmgb1	Thbd
49559	AT2_Retnla	AM3	775	0.782383	0.123552	0.123552	AT2_Retnla	Hmgb1	Thbd
49560	Fibroblasts	AM3	775	0.885714	0.123552	0.123552	Fibroblasts-	Hmgb1	Thbd
49561	IM2	AM2	775	0.610526	0.18872	0.18872	IM2->AM2,	Hmgb1	Thbd
49562	IM1	AM2	775	0.676157	0.18872	0.18872	IM1->AM2,	Hmgb1	Thbd
49563	AM3	AM2	775	0.509653	0.18872	0.18872	AM3->AM2	Hmgb1	Thbd
49564	AM2	AM2	775	0.642082	0.18872	0.18872	AM2->AM2	Hmgb1	Thbd
49565	AM1	AM2	775	0.663242	0.18872	0.18872	AM1->AM2	Hmgb1	Thbd
49566	AT2	AM2	775	0.769552	0.18872	0.18872	AT2->AM2,	Hmgb1	Thbd
49567	AT2_Retnla	AM2	775	0.782383	0.18872	0.18872	AT2_Retnla	Hmgb1	Thbd
49568	Fibroblasts	AM2	775	0.885714	0.18872	0.18872	Fibroblasts-	Hmgb1	Thbd
49569	IM2	AM1	775	0.610526	0.089041	0.089041	IM2->AM1,	Hmgb1	Thbd
49570	IM1	AM1	775	0.676157	0.089041	0.089041	IM1->AM1,	Hmgb1	Thbd
49571	AM3	AM1	775	0.509653	0.089041	0.089041	AM3->AM1	Hmgb1	Thbd
49572	AM2	AM1	775	0.642082	0.089041	0.089041	AM2->AM1	Hmgb1	Thbd
49573	AM1	AM1	775	0.663242	0.089041	0.089041	AM1->AM1	Hmgb1	Thbd
49574	AT2	AM1	775	0.769552	0.089041	0.089041	AT2->AM1,	Hmgb1	Thbd
49575	AT2_Retnla	AM1	775	0.782383	0.089041	0.089041	AT2_Retnla	Hmgb1	Thbd
49576	Fibroblasts	AM1	775	0.885714	0.089041	0.089041	Fibroblasts-	Hmgb1	Thbd
49593	IM2	Fibroblasts	775	0.610526	0.580952	0.580952	IM2->Fibro	Hmgb1	Thbd
49594	IM1	Fibroblasts	775	0.676157	0.580952	0.580952	IM1->Fibro	Hmgb1	Thbd
49595	AM3	Fibroblasts	775	0.509653	0.580952	0.509653	AM3->Fibro	Hmgb1	Thbd
49596	AM2	Fibroblasts	775	0.642082	0.580952	0.580952	AM2->Fibro	Hmgb1	Thbd
49597	AM1	Fibroblasts	775	0.663242	0.580952	0.580952	AM1->Fibro	Hmgb1	Thbd
49598	AT2	Fibroblasts	775	0.769552	0.580952	0.580952	AT2->Fibrol	Hmgb1	Thbd
49599	AT2_Retnla	Fibroblasts	775	0.782383	0.580952	0.580952	AT2_Retnla	Hmgb1	Thbd
49600	Fibroblasts	Fibroblasts	775	0.885714	0.580952	0.580952	Fibroblasts-	Hmgb1	Thbd
49665	IM2	IM2	777	0.131579	0.073684	0.073684	IM2->IM2/	Hp	Asgr2
49666	IM1	IM2	777	0.177936	0.073684	0.073684	IM1->IM2/	Hp	Asgr2

49667	AM3	IM2	777	0.111969	0.073684	0.073684	AM3->IM2,	Hp	Asgr2
49668	AM2	IM2	777	0.130152	0.073684	0.073684	AM2->IM2,	Hp	Asgr2
49669	AM1	IM2	777	0.144977	0.073684	0.073684	AM1->IM2,	Hp	Asgr2
49670	AT2	IM2	777	0.873827	0.073684	0.073684	AT2->IM2/	Hp	Asgr2
49671	AT2_Retnla	IM2	777	0.80829	0.073684	0.073684	AT2_Retnla	Hp	Asgr2
49672	Fibroblasts	IM2	777	0.219048	0.073684	0.073684	Fibroblasts	Hp	Asgr2
49729	IM2	IM2	778	0.131579	0.331579	0.131579	IM2->IM2/	Hp	Itgam
49730	IM1	IM2	778	0.177936	0.331579	0.177936	IM1->IM2/	Hp	Itgam
49731	AM3	IM2	778	0.111969	0.331579	0.111969	AM3->IM2,	Hp	Itgam
49732	AM2	IM2	778	0.130152	0.331579	0.130152	AM2->IM2,	Hp	Itgam
49733	AM1	IM2	778	0.144977	0.331579	0.144977	AM1->IM2,	Hp	Itgam
49734	AT2	IM2	778	0.873827	0.331579	0.331579	AT2->IM2/	Hp	Itgam
49735	AT2_Retnla	IM2	778	0.80829	0.331579	0.331579	AT2_Retnla	Hp	Itgam
49736	Fibroblasts	IM2	778	0.219048	0.331579	0.219048	Fibroblasts	Hp	Itgam
49737	IM2	IM1	778	0.131579	0.313167	0.131579	IM2->IM1/	Hp	Itgam
49738	IM1	IM1	778	0.177936	0.313167	0.177936	IM1->IM1/	Hp	Itgam
49739	AM3	IM1	778	0.111969	0.313167	0.111969	AM3->IM1,	Hp	Itgam
49740	AM2	IM1	778	0.130152	0.313167	0.130152	AM2->IM1,	Hp	Itgam
49741	AM1	IM1	778	0.144977	0.313167	0.144977	AM1->IM1,	Hp	Itgam
49742	AT2	IM1	778	0.873827	0.313167	0.313167	AT2->IM1/	Hp	Itgam
49743	AT2_Retnla	IM1	778	0.80829	0.313167	0.313167	AT2_Retnla	Hp	Itgam
49744	Fibroblasts	IM1	778	0.219048	0.313167	0.219048	Fibroblasts	Hp	Itgam
49745	IM2	AM3	778	0.131579	0.216216	0.131579	IM2->AM3,	Hp	Itgam
49746	IM1	AM3	778	0.177936	0.216216	0.177936	IM1->AM3,	Hp	Itgam
49747	AM3	AM3	778	0.111969	0.216216	0.111969	AM3->AM3	Hp	Itgam
49748	AM2	AM3	778	0.130152	0.216216	0.130152	AM2->AM3	Hp	Itgam
49749	AM1	AM3	778	0.144977	0.216216	0.144977	AM1->AM3	Hp	Itgam
49750	AT2	AM3	778	0.873827	0.216216	0.216216	AT2->AM3,	Hp	Itgam
49751	AT2_Retnla	AM3	778	0.80829	0.216216	0.216216	AT2_Retnla	Hp	Itgam
49752	Fibroblasts	AM3	778	0.219048	0.216216	0.216216	Fibroblasts	Hp	Itgam
49793	IM2	IM2	779	0.131579	0.3	0.131579	IM2->IM2/	Hp	Itgb2
49794	IM1	IM2	779	0.177936	0.3	0.177936	IM1->IM2/	Hp	Itgb2
49795	AM3	IM2	779	0.111969	0.3	0.111969	AM3->IM2,	Hp	Itgb2
49796	AM2	IM2	779	0.130152	0.3	0.130152	AM2->IM2,	Hp	Itgb2
49797	AM1	IM2	779	0.144977	0.3	0.144977	AM1->IM2,	Hp	Itgb2
49798	AT2	IM2	779	0.873827	0.3	0.3	AT2->IM2/	Hp	Itgb2
49799	AT2_Retnla	IM2	779	0.80829	0.3	0.3	AT2_Retnla	Hp	Itgb2
49800	Fibroblasts	IM2	779	0.219048	0.3	0.219048	Fibroblasts	Hp	Itgb2
49801	IM2	IM1	779	0.131579	0.419929	0.131579	IM2->IM1/	Hp	Itgb2
49802	IM1	IM1	779	0.177936	0.419929	0.177936	IM1->IM1/	Hp	Itgb2
49803	AM3	IM1	779	0.111969	0.419929	0.111969	AM3->IM1,	Hp	Itgb2
49804	AM2	IM1	779	0.130152	0.419929	0.130152	AM2->IM1,	Hp	Itgb2
49805	AM1	IM1	779	0.144977	0.419929	0.144977	AM1->IM1,	Hp	Itgb2
49806	AT2	IM1	779	0.873827	0.419929	0.419929	AT2->IM1/	Hp	Itgb2
49807	AT2_Retnla	IM1	779	0.80829	0.419929	0.419929	AT2_Retnla	Hp	Itgb2
49808	Fibroblasts	IM1	779	0.219048	0.419929	0.219048	Fibroblasts	Hp	Itgb2
49809	IM2	AM3	779	0.131579	0.903475	0.131579	IM2->AM3,	Hp	Itgb2

49810	IM1	AM3	779	0.177936	0.903475	0.177936	IM1->AM3,	Hp	Itgb2
49811	AM3	AM3	779	0.111969	0.903475	0.111969	AM3->AM3	Hp	Itgb2
49812	AM2	AM3	779	0.130152	0.903475	0.130152	AM2->AM3	Hp	Itgb2
49813	AM1	AM3	779	0.144977	0.903475	0.144977	AM1->AM3	Hp	Itgb2
49814	AT2	AM3	779	0.873827	0.903475	0.873827	AT2->AM3,	Hp	Itgb2
49815	AT2_Retnla	AM3	779	0.80829	0.903475	0.80829	AT2_Retnla	Hp	Itgb2
49816	Fibroblasts	AM3	779	0.219048	0.903475	0.219048	Fibroblasts-	Hp	Itgb2
49817	IM2	AM2	779	0.131579	0.913232	0.131579	IM2->AM2,	Hp	Itgb2
49818	IM1	AM2	779	0.177936	0.913232	0.177936	IM1->AM2,	Hp	Itgb2
49819	AM3	AM2	779	0.111969	0.913232	0.111969	AM3->AM2	Hp	Itgb2
49820	AM2	AM2	779	0.130152	0.913232	0.130152	AM2->AM2	Hp	Itgb2
49821	AM1	AM2	779	0.144977	0.913232	0.144977	AM1->AM2	Hp	Itgb2
49822	AT2	AM2	779	0.873827	0.913232	0.873827	AT2->AM2,	Hp	Itgb2
49823	AT2_Retnla	AM2	779	0.80829	0.913232	0.80829	AT2_Retnla	Hp	Itgb2
49824	Fibroblasts	AM2	779	0.219048	0.913232	0.219048	Fibroblasts-	Hp	Itgb2
49825	IM2	AM1	779	0.131579	0.825342	0.131579	IM2->AM1,	Hp	Itgb2
49826	IM1	AM1	779	0.177936	0.825342	0.177936	IM1->AM1,	Hp	Itgb2
49827	AM3	AM1	779	0.111969	0.825342	0.111969	AM3->AM1	Hp	Itgb2
49828	AM2	AM1	779	0.130152	0.825342	0.130152	AM2->AM1	Hp	Itgb2
49829	AM1	AM1	779	0.144977	0.825342	0.144977	AM1->AM1	Hp	Itgb2
49830	AT2	AM1	779	0.873827	0.825342	0.825342	AT2->AM1,	Hp	Itgb2
49831	AT2_Retnla	AM1	779	0.80829	0.825342	0.80829	AT2_Retnla	Hp	Itgb2
49832	Fibroblasts	AM1	779	0.219048	0.825342	0.219048	Fibroblasts-	Hp	Itgb2
49833	IM2	AT2	779	0.131579	0.05179	0.05179	IM2->AT2/	Hp	Itgb2
49834	IM1	AT2	779	0.177936	0.05179	0.05179	IM1->AT2/	Hp	Itgb2
49835	AM3	AT2	779	0.111969	0.05179	0.05179	AM3->AT2,	Hp	Itgb2
49836	AM2	AT2	779	0.130152	0.05179	0.05179	AM2->AT2,	Hp	Itgb2
49837	AM1	AT2	779	0.144977	0.05179	0.05179	AM1->AT2,	Hp	Itgb2
49838	AT2	AT2	779	0.873827	0.05179	0.05179	AT2->AT2/	Hp	Itgb2
49839	AT2_Retnla	AT2	779	0.80829	0.05179	0.05179	AT2_Retnla	Hp	Itgb2
49840	Fibroblasts	AT2	779	0.219048	0.05179	0.05179	Fibroblasts-	Hp	Itgb2
49849	IM2	Fibroblasts	779	0.131579	0.085714	0.085714	IM2->Fibro	Hp	Itgb2
49850	IM1	Fibroblasts	779	0.177936	0.085714	0.085714	IM1->Fibro	Hp	Itgb2
49851	AM3	Fibroblasts	779	0.111969	0.085714	0.085714	AM3->Fibr	Hp	Itgb2
49852	AM2	Fibroblasts	779	0.130152	0.085714	0.085714	AM2->Fibr	Hp	Itgb2
49853	AM1	Fibroblasts	779	0.144977	0.085714	0.085714	AM1->Fibr	Hp	Itgb2
49854	AT2	Fibroblasts	779	0.873827	0.085714	0.085714	AT2->Fibro	Hp	Itgb2
49855	AT2_Retnla	Fibroblasts	779	0.80829	0.085714	0.085714	AT2_Retnla	Hp	Itgb2
49856	Fibroblasts	Fibroblasts	779	0.219048	0.085714	0.085714	Fibroblasts-	Hp	Itgb2
49874	IM1	AM3	780	0.064057	0.27027	0.064057	IM1->AM3,	Hras	Cav1
49875	AM3	AM3	780	0.158301	0.27027	0.158301	AM3->AM3	Hras	Cav1
49876	AM2	AM3	780	0.184382	0.27027	0.184382	AM2->AM3	Hras	Cav1
49877	AM1	AM3	780	0.121005	0.27027	0.121005	AM1->AM3	Hras	Cav1
49878	AT2	AM3	780	0.214112	0.27027	0.214112	AT2->AM3,	Hras	Cav1
49879	AT2_Retnla	AM3	780	0.26943	0.27027	0.26943	AT2_Retnla	Hras	Cav1
49882	IM1	AM2	780	0.064057	0.21692	0.064057	IM1->AM2,	Hras	Cav1
49883	AM3	AM2	780	0.158301	0.21692	0.158301	AM3->AM2	Hras	Cav1

49884	AM2	AM2	780	0.184382	0.21692	0.184382	AM2->AM2	Hras	Cav1
49885	AM1	AM2	780	0.121005	0.21692	0.121005	AM1->AM2	Hras	Cav1
49886	AT2	AM2	780	0.214112	0.21692	0.214112	AT2->AM2/	Hras	Cav1
49887	AT2_Retnla	AM2	780	0.26943	0.21692	0.21692	AT2_Retnla	Hras	Cav1
49890	IM1	AM1	780	0.064057	0.15411	0.064057	IM1->AM1/	Hras	Cav1
49891	AM3	AM1	780	0.158301	0.15411	0.15411	AM3->AM1	Hras	Cav1
49892	AM2	AM1	780	0.184382	0.15411	0.15411	AM2->AM1	Hras	Cav1
49893	AM1	AM1	780	0.121005	0.15411	0.121005	AM1->AM1	Hras	Cav1
49894	AT2	AM1	780	0.214112	0.15411	0.15411	AT2->AM1/	Hras	Cav1
49895	AT2_Retnla	AM1	780	0.26943	0.15411	0.15411	AT2_Retnla	Hras	Cav1
49898	IM1	AT2	780	0.064057	0.05179	0.05179	IM1->AT2/	Hras	Cav1
49899	AM3	AT2	780	0.158301	0.05179	0.05179	AM3->AT2/	Hras	Cav1
49900	AM2	AT2	780	0.184382	0.05179	0.05179	AM2->AT2/	Hras	Cav1
49901	AM1	AT2	780	0.121005	0.05179	0.05179	AM1->AT2/	Hras	Cav1
49902	AT2	AT2	780	0.214112	0.05179	0.05179	AT2->AT2/	Hras	Cav1
49903	AT2_Retnla	AT2	780	0.26943	0.05179	0.05179	AT2_Retnla	Hras	Cav1
49906	IM1	AT2_Retnla	780	0.064057	0.067358	0.064057	IM1->AT2_	Hras	Cav1
49907	AM3	AT2_Retnla	780	0.158301	0.067358	0.067358	AM3->AT2_	Hras	Cav1
49908	AM2	AT2_Retnla	780	0.184382	0.067358	0.067358	AM2->AT2_	Hras	Cav1
49909	AM1	AT2_Retnla	780	0.121005	0.067358	0.067358	AM1->AT2_	Hras	Cav1
49910	AT2	AT2_Retnla	780	0.214112	0.067358	0.067358	AT2->AT2_	Hras	Cav1
49911	AT2_Retnla	AT2_Retnla	780	0.26943	0.067358	0.067358	AT2_Retnla	Hras	Cav1
49914	IM1	Fibroblasts	780	0.064057	0.352381	0.064057	IM1->Fibro	Hras	Cav1
49915	AM3	Fibroblasts	780	0.158301	0.352381	0.158301	AM3->Fibr	Hras	Cav1
49916	AM2	Fibroblasts	780	0.184382	0.352381	0.184382	AM2->Fibr	Hras	Cav1
49917	AM1	Fibroblasts	780	0.121005	0.352381	0.121005	AM1->Fibr	Hras	Cav1
49918	AT2	Fibroblasts	780	0.214112	0.352381	0.214112	AT2->Fibro	Hras	Cav1
49919	AT2_Retnla	Fibroblasts	780	0.26943	0.352381	0.26943	AT2_Retnla	Hras	Cav1
49986	IM1	IM2	782	0.064057	0.073684	0.064057	IM1->IM2/	Hras	Insr
49987	AM3	IM2	782	0.158301	0.073684	0.073684	AM3->IM2/	Hras	Insr
49988	AM2	IM2	782	0.184382	0.073684	0.073684	AM2->IM2/	Hras	Insr
49989	AM1	IM2	782	0.121005	0.073684	0.073684	AM1->IM2/	Hras	Insr
49990	AT2	IM2	782	0.214112	0.073684	0.073684	AT2->IM2/	Hras	Insr
49991	AT2_Retnla	IM2	782	0.26943	0.073684	0.073684	AT2_Retnla	Hras	Insr
50002	IM1	AM3	782	0.064057	0.131274	0.064057	IM1->AM3/	Hras	Insr
50003	AM3	AM3	782	0.158301	0.131274	0.131274	AM3->AM3	Hras	Insr
50004	AM2	AM3	782	0.184382	0.131274	0.131274	AM2->AM3	Hras	Insr
50005	AM1	AM3	782	0.121005	0.131274	0.121005	AM1->AM3	Hras	Insr
50006	AT2	AM3	782	0.214112	0.131274	0.131274	AT2->AM3/	Hras	Insr
50007	AT2_Retnla	AM3	782	0.26943	0.131274	0.131274	AT2_Retnla	Hras	Insr
50010	IM1	AM2	782	0.064057	0.164859	0.064057	IM1->AM2/	Hras	Insr
50011	AM3	AM2	782	0.158301	0.164859	0.158301	AM3->AM2	Hras	Insr
50012	AM2	AM2	782	0.184382	0.164859	0.164859	AM2->AM2	Hras	Insr
50013	AM1	AM2	782	0.121005	0.164859	0.121005	AM1->AM2	Hras	Insr
50014	AT2	AM2	782	0.214112	0.164859	0.164859	AT2->AM2/	Hras	Insr
50015	AT2_Retnla	AM2	782	0.26943	0.164859	0.164859	AT2_Retnla	Hras	Insr
50018	IM1	AM1	782	0.064057	0.157534	0.064057	IM1->AM1/	Hras	Insr

50019	AM3	AM1	782	0.158301	0.157534	0.157534	AM3->AM1	Hras	Insr
50020	AM2	AM1	782	0.184382	0.157534	0.157534	AM2->AM1	Hras	Insr
50021	AM1	AM1	782	0.121005	0.157534	0.121005	AM1->AM1	Hras	Insr
50022	AT2	AM1	782	0.214112	0.157534	0.157534	AT2->AM1/	Hras	Insr
50023	AT2_Retnla	AM1	782	0.26943	0.157534	0.157534	AT2_Retnla	Hras	Insr
50026	IM1	AT2	782	0.064057	0.183525	0.064057	IM1->AT2/	Hras	Insr
50027	AM3	AT2	782	0.158301	0.183525	0.158301	AM3->AT2/	Hras	Insr
50028	AM2	AT2	782	0.184382	0.183525	0.183525	AM2->AT2/	Hras	Insr
50029	AM1	AT2	782	0.121005	0.183525	0.121005	AM1->AT2/	Hras	Insr
50030	AT2	AT2	782	0.214112	0.183525	0.183525	AT2->AT2/	Hras	Insr
50031	AT2_Retnla	AT2	782	0.26943	0.183525	0.183525	AT2_Retnla	Hras	Insr
50034	IM1	AT2_Retnla	782	0.064057	0.150259	0.064057	IM1->AT2_	Hras	Insr
50035	AM3	AT2_Retnla	782	0.158301	0.150259	0.150259	AM3->AT2_	Hras	Insr
50036	AM2	AT2_Retnla	782	0.184382	0.150259	0.150259	AM2->AT2_	Hras	Insr
50037	AM1	AT2_Retnla	782	0.121005	0.150259	0.121005	AM1->AT2_	Hras	Insr
50038	AT2	AT2_Retnla	782	0.214112	0.150259	0.150259	AT2->AT2_	Hras	Insr
50039	AT2_Retnla	AT2_Retnla	782	0.26943	0.150259	0.150259	AT2_Retnla	Hras	Insr
50042	IM1	Fibroblasts	782	0.064057	0.114286	0.064057	IM1->Fibro	Hras	Insr
50043	AM3	Fibroblasts	782	0.158301	0.114286	0.114286	AM3->Fibr	Hras	Insr
50044	AM2	Fibroblasts	782	0.184382	0.114286	0.114286	AM2->Fibr	Hras	Insr
50045	AM1	Fibroblasts	782	0.121005	0.114286	0.114286	AM1->Fibr	Hras	Insr
50046	AT2	Fibroblasts	782	0.214112	0.114286	0.114286	AT2->Fibro	Hras	Insr
50047	AT2_Retnla	Fibroblasts	782	0.26943	0.114286	0.114286	AT2_Retnla	Hras	Insr
50106	IM1	Fibroblasts	783	0.064057	0.542857	0.064057	IM1->Fibro	Hras	Sdc2
50107	AM3	Fibroblasts	783	0.158301	0.542857	0.158301	AM3->Fibr	Hras	Sdc2
50108	AM2	Fibroblasts	783	0.184382	0.542857	0.184382	AM2->Fibr	Hras	Sdc2
50109	AM1	Fibroblasts	783	0.121005	0.542857	0.121005	AM1->Fibr	Hras	Sdc2
50110	AT2	Fibroblasts	783	0.214112	0.542857	0.214112	AT2->Fibro	Hras	Sdc2
50111	AT2_Retnla	Fibroblasts	783	0.26943	0.542857	0.26943	AT2_Retnla	Hras	Sdc2
50114	IM1	IM2	784	0.064057	0.242105	0.064057	IM1->IM2/	Hras	Tlr2
50115	AM3	IM2	784	0.158301	0.242105	0.158301	AM3->IM2/	Hras	Tlr2
50116	AM2	IM2	784	0.184382	0.242105	0.184382	AM2->IM2/	Hras	Tlr2
50117	AM1	IM2	784	0.121005	0.242105	0.121005	AM1->IM2/	Hras	Tlr2
50118	AT2	IM2	784	0.214112	0.242105	0.214112	AT2->IM2/	Hras	Tlr2
50119	AT2_Retnla	IM2	784	0.26943	0.242105	0.242105	AT2_Retnla	Hras	Tlr2
50122	IM1	IM1	784	0.064057	0.24911	0.064057	IM1->IM1/	Hras	Tlr2
50123	AM3	IM1	784	0.158301	0.24911	0.158301	AM3->IM1/	Hras	Tlr2
50124	AM2	IM1	784	0.184382	0.24911	0.184382	AM2->IM1/	Hras	Tlr2
50125	AM1	IM1	784	0.121005	0.24911	0.121005	AM1->IM1/	Hras	Tlr2
50126	AT2	IM1	784	0.214112	0.24911	0.214112	AT2->IM1/	Hras	Tlr2
50127	AT2_Retnla	IM1	784	0.26943	0.24911	0.24911	AT2_Retnla	Hras	Tlr2
50130	IM1	AM3	784	0.064057	0.405405	0.064057	IM1->AM3/	Hras	Tlr2
50131	AM3	AM3	784	0.158301	0.405405	0.158301	AM3->AM3	Hras	Tlr2
50132	AM2	AM3	784	0.184382	0.405405	0.184382	AM2->AM3	Hras	Tlr2
50133	AM1	AM3	784	0.121005	0.405405	0.121005	AM1->AM3	Hras	Tlr2
50134	AT2	AM3	784	0.214112	0.405405	0.214112	AT2->AM3/	Hras	Tlr2
50135	AT2_Retnla	AM3	784	0.26943	0.405405	0.26943	AT2_Retnla	Hras	Tlr2

50138	IM1	AM2	784	0.064057	0.583514	0.064057	IM1->AM2,	Hras	Tlr2
50139	AM3	AM2	784	0.158301	0.583514	0.158301	AM3->AM2	Hras	Tlr2
50140	AM2	AM2	784	0.184382	0.583514	0.184382	AM2->AM2	Hras	Tlr2
50141	AM1	AM2	784	0.121005	0.583514	0.121005	AM1->AM2	Hras	Tlr2
50142	AT2	AM2	784	0.214112	0.583514	0.214112	AT2->AM2,	Hras	Tlr2
50143	AT2_Retnla	AM2	784	0.26943	0.583514	0.26943	AT2_Retnla	Hras	Tlr2
50146	IM1	AM1	784	0.064057	0.512557	0.064057	IM1->AM1,	Hras	Tlr2
50147	AM3	AM1	784	0.158301	0.512557	0.158301	AM3->AM1	Hras	Tlr2
50148	AM2	AM1	784	0.184382	0.512557	0.184382	AM2->AM1	Hras	Tlr2
50149	AM1	AM1	784	0.121005	0.512557	0.121005	AM1->AM1	Hras	Tlr2
50150	AT2	AM1	784	0.214112	0.512557	0.214112	AT2->AM1,	Hras	Tlr2
50151	AT2_Retnla	AM1	784	0.26943	0.512557	0.26943	AT2_Retnla	Hras	Tlr2
50281	IM2	AT2	786	0.352632	0.117483	0.117483	IM2->AT2/	Hsp90aa1	Cftr
50282	IM1	AT2	786	0.402135	0.117483	0.117483	IM1->AT2/	Hsp90aa1	Cftr
50283	AM3	AT2	786	0.610039	0.117483	0.117483	AM3->AT2,	Hsp90aa1	Cftr
50284	AM2	AT2	786	0.752711	0.117483	0.117483	AM2->AT2,	Hsp90aa1	Cftr
50285	AM1	AT2	786	0.706621	0.117483	0.117483	AM1->AT2,	Hsp90aa1	Cftr
50286	AT2	AT2	786	0.694126	0.117483	0.117483	AT2->AT2/	Hsp90aa1	Cftr
50287	AT2_Retnla	AT2	786	0.595855	0.117483	0.117483	AT2_Retnla	Hsp90aa1	Cftr
50288	Fibroblasts	AT2	786	0.752381	0.117483	0.117483	Fibroblasts·	Hsp90aa1	Cftr
50289	IM2	AT2_Retnla	786	0.352632	0.103627	0.103627	IM2->AT2_	Hsp90aa1	Cftr
50290	IM1	AT2_Retnla	786	0.402135	0.103627	0.103627	IM1->AT2_	Hsp90aa1	Cftr
50291	AM3	AT2_Retnla	786	0.610039	0.103627	0.103627	AM3->AT2_	Hsp90aa1	Cftr
50292	AM2	AT2_Retnla	786	0.752711	0.103627	0.103627	AM2->AT2_	Hsp90aa1	Cftr
50293	AM1	AT2_Retnla	786	0.706621	0.103627	0.103627	AM1->AT2_	Hsp90aa1	Cftr
50294	AT2	AT2_Retnla	786	0.694126	0.103627	0.103627	AT2->AT2_	Hsp90aa1	Cftr
50295	AT2_Retnla	AT2_Retnla	786	0.595855	0.103627	0.103627	AT2_Retnla	Hsp90aa1	Cftr
50296	Fibroblasts	AT2_Retnla	786	0.752381	0.103627	0.103627	Fibroblasts·	Hsp90aa1	Cftr
50361	IM2	Fibroblasts	787	0.352632	0.180952	0.180952	IM2->Fibro	Hsp90aa1	Egfr
50362	IM1	Fibroblasts	787	0.402135	0.180952	0.180952	IM1->Fibro	Hsp90aa1	Egfr
50363	AM3	Fibroblasts	787	0.610039	0.180952	0.180952	AM3->Fibro	Hsp90aa1	Egfr
50364	AM2	Fibroblasts	787	0.752711	0.180952	0.180952	AM2->Fibro	Hsp90aa1	Egfr
50365	AM1	Fibroblasts	787	0.706621	0.180952	0.180952	AM1->Fibro	Hsp90aa1	Egfr
50366	AT2	Fibroblasts	787	0.694126	0.180952	0.180952	AT2->Fibro	Hsp90aa1	Egfr
50367	AT2_Retnla	Fibroblasts	787	0.595855	0.180952	0.180952	AT2_Retnla	Hsp90aa1	Egfr
50368	Fibroblasts	Fibroblasts	787	0.752381	0.180952	0.180952	Fibroblasts·	Hsp90aa1	Egfr
50425	IM2	Fibroblasts	788	0.352632	0.352381	0.352381	IM2->Fibro	Hsp90aa1	Fgfr3
50426	IM1	Fibroblasts	788	0.402135	0.352381	0.352381	IM1->Fibro	Hsp90aa1	Fgfr3
50427	AM3	Fibroblasts	788	0.610039	0.352381	0.352381	AM3->Fibro	Hsp90aa1	Fgfr3
50428	AM2	Fibroblasts	788	0.752711	0.352381	0.352381	AM2->Fibro	Hsp90aa1	Fgfr3
50429	AM1	Fibroblasts	788	0.706621	0.352381	0.352381	AM1->Fibro	Hsp90aa1	Fgfr3
50430	AT2	Fibroblasts	788	0.694126	0.352381	0.352381	AT2->Fibro	Hsp90aa1	Fgfr3
50431	AT2_Retnla	Fibroblasts	788	0.595855	0.352381	0.352381	AT2_Retnla	Hsp90aa1	Fgfr3
50432	Fibroblasts	Fibroblasts	788	0.752381	0.352381	0.352381	Fibroblasts·	Hsp90aa1	Fgfr3
50558	AT2	Fibroblasts	790	0.070907	0.371429	0.070907	AT2->Fibro	Hspg2	Col13a1
50559	AT2_Retnla	Fibroblasts	790	0.098446	0.371429	0.098446	AT2_Retnla	Hspg2	Col13a1
50560	Fibroblasts	Fibroblasts	790	0.32381	0.371429	0.32381	Fibroblasts·	Hspg2	Col13a1

50630	AT2	IM2	792	0.070907	0.321053	0.070907	AT2->IM2/	Hspg2	Itgb1
50631	AT2_Retnla	IM2	792	0.098446	0.321053	0.098446	AT2_Retnla	Hspg2	Itgb1
50632	Fibroblasts	IM2	792	0.32381	0.321053	0.321053	Fibroblasts	Hspg2	Itgb1
50638	AT2	IM1	792	0.070907	0.377224	0.070907	AT2->IM1/	Hspg2	Itgb1
50639	AT2_Retnla	IM1	792	0.098446	0.377224	0.098446	AT2_Retnla	Hspg2	Itgb1
50640	Fibroblasts	IM1	792	0.32381	0.377224	0.32381	Fibroblasts	Hspg2	Itgb1
50646	AT2	AM3	792	0.070907	0.633205	0.070907	AT2->AM3/	Hspg2	Itgb1
50647	AT2_Retnla	AM3	792	0.098446	0.633205	0.098446	AT2_Retnla	Hspg2	Itgb1
50648	Fibroblasts	AM3	792	0.32381	0.633205	0.32381	Fibroblasts	Hspg2	Itgb1
50654	AT2	AM2	792	0.070907	0.572668	0.070907	AT2->AM2/	Hspg2	Itgb1
50655	AT2_Retnla	AM2	792	0.098446	0.572668	0.098446	AT2_Retnla	Hspg2	Itgb1
50656	Fibroblasts	AM2	792	0.32381	0.572668	0.32381	Fibroblasts	Hspg2	Itgb1
50662	AT2	AM1	792	0.070907	0.509132	0.070907	AT2->AM1/	Hspg2	Itgb1
50663	AT2_Retnla	AM1	792	0.098446	0.509132	0.098446	AT2_Retnla	Hspg2	Itgb1
50664	Fibroblasts	AM1	792	0.32381	0.509132	0.32381	Fibroblasts	Hspg2	Itgb1
50670	AT2	AT2	792	0.070907	0.421967	0.070907	AT2->AT2/	Hspg2	Itgb1
50671	AT2_Retnla	AT2	792	0.098446	0.421967	0.098446	AT2_Retnla	Hspg2	Itgb1
50672	Fibroblasts	AT2	792	0.32381	0.421967	0.32381	Fibroblasts	Hspg2	Itgb1
50678	AT2	AT2_Retnla	792	0.070907	0.430052	0.070907	AT2->AT2_	Hspg2	Itgb1
50679	AT2_Retnla	AT2_Retnla	792	0.098446	0.430052	0.098446	AT2_Retnla	Hspg2	Itgb1
50680	Fibroblasts	AT2_Retnla	792	0.32381	0.430052	0.32381	Fibroblasts	Hspg2	Itgb1
50686	AT2	Fibroblasts	792	0.070907	0.666667	0.070907	AT2->Fibro	Hspg2	Itgb1
50687	AT2_Retnla	Fibroblasts	792	0.098446	0.666667	0.098446	AT2_Retnla	Hspg2	Itgb1
50688	Fibroblasts	Fibroblasts	792	0.32381	0.666667	0.32381	Fibroblasts	Hspg2	Itgb1
50694	AT2	IM2	793	0.070907	0.057895	0.057895	AT2->IM2/	Hspg2	Ptprs
50695	AT2_Retnla	IM2	793	0.098446	0.057895	0.057895	AT2_Retnla	Hspg2	Ptprs
50696	Fibroblasts	IM2	793	0.32381	0.057895	0.057895	Fibroblasts	Hspg2	Ptprs
50702	AT2	IM1	793	0.070907	0.085409	0.070907	AT2->IM1/	Hspg2	Ptprs
50703	AT2_Retnla	IM1	793	0.098446	0.085409	0.085409	AT2_Retnla	Hspg2	Ptprs
50704	Fibroblasts	IM1	793	0.32381	0.085409	0.085409	Fibroblasts	Hspg2	Ptprs
50710	AT2	AM3	793	0.070907	0.150579	0.070907	AT2->AM3/	Hspg2	Ptprs
50711	AT2_Retnla	AM3	793	0.098446	0.150579	0.098446	AT2_Retnla	Hspg2	Ptprs
50712	Fibroblasts	AM3	793	0.32381	0.150579	0.150579	Fibroblasts	Hspg2	Ptprs
50750	AT2	Fibroblasts	793	0.070907	0.342857	0.070907	AT2->Fibro	Hspg2	Ptprs
50751	AT2_Retnla	Fibroblasts	793	0.098446	0.342857	0.098446	AT2_Retnla	Hspg2	Ptprs
50752	Fibroblasts	Fibroblasts	793	0.32381	0.342857	0.32381	Fibroblasts	Hspg2	Ptprs
50774	AT2	AM3	794	0.070907	0.069498	0.069498	AT2->AM3/	Hspg2	Sdc1
50775	AT2_Retnla	AM3	794	0.098446	0.069498	0.069498	AT2_Retnla	Hspg2	Sdc1
50776	Fibroblasts	AM3	794	0.32381	0.069498	0.069498	Fibroblasts	Hspg2	Sdc1
50798	AT2	AT2	794	0.070907	0.728537	0.070907	AT2->AT2/	Hspg2	Sdc1
50799	AT2_Retnla	AT2	794	0.098446	0.728537	0.098446	AT2_Retnla	Hspg2	Sdc1
50800	Fibroblasts	AT2	794	0.32381	0.728537	0.32381	Fibroblasts	Hspg2	Sdc1
50806	AT2	AT2_Retnla	794	0.070907	0.787565	0.070907	AT2->AT2_	Hspg2	Sdc1
50807	AT2_Retnla	AT2_Retnla	794	0.098446	0.787565	0.098446	AT2_Retnla	Hspg2	Sdc1
50808	Fibroblasts	AT2_Retnla	794	0.32381	0.787565	0.32381	Fibroblasts	Hspg2	Sdc1
50814	AT2	Fibroblasts	794	0.070907	0.07619	0.070907	AT2->Fibro	Hspg2	Sdc1
50815	AT2_Retnla	Fibroblasts	794	0.098446	0.07619	0.07619	AT2_Retnla	Hspg2	Sdc1

50816	Fibroblasts	Fibroblasts	794	0.32381	0.07619	0.07619	Fibroblasts·	Hspg2	Sdc1
50833	IM2	AM3	795	0.142105	0.27027	0.142105	IM2->AM3,	Icam1	Cav1
50834	IM1	AM3	795	0.145907	0.27027	0.145907	IM1->AM3,	Icam1	Cav1
50835	AM3	AM3	795	0.11583	0.27027	0.11583	AM3->AM3	Icam1	Cav1
50836	AM2	AM3	795	0.164859	0.27027	0.164859	AM2->AM3	Icam1	Cav1
50837	AM1	AM3	795	0.133562	0.27027	0.133562	AM1->AM3	Icam1	Cav1
50838	AT2	AM3	795	0.518943	0.27027	0.27027	AT2->AM3,	Icam1	Cav1
50839	AT2_Retnla	AM3	795	0.621762	0.27027	0.27027	AT2_Retnla	Icam1	Cav1
50840	Fibroblasts	AM3	795	0.238095	0.27027	0.238095	Fibroblasts·	Icam1	Cav1
50841	IM2	AM2	795	0.142105	0.21692	0.142105	IM2->AM2,	Icam1	Cav1
50842	IM1	AM2	795	0.145907	0.21692	0.145907	IM1->AM2,	Icam1	Cav1
50843	AM3	AM2	795	0.11583	0.21692	0.11583	AM3->AM2	Icam1	Cav1
50844	AM2	AM2	795	0.164859	0.21692	0.164859	AM2->AM2	Icam1	Cav1
50845	AM1	AM2	795	0.133562	0.21692	0.133562	AM1->AM2	Icam1	Cav1
50846	AT2	AM2	795	0.518943	0.21692	0.21692	AT2->AM2,	Icam1	Cav1
50847	AT2_Retnla	AM2	795	0.621762	0.21692	0.21692	AT2_Retnla	Icam1	Cav1
50848	Fibroblasts	AM2	795	0.238095	0.21692	0.21692	Fibroblasts·	Icam1	Cav1
50849	IM2	AM1	795	0.142105	0.15411	0.142105	IM2->AM1,	Icam1	Cav1
50850	IM1	AM1	795	0.145907	0.15411	0.145907	IM1->AM1,	Icam1	Cav1
50851	AM3	AM1	795	0.11583	0.15411	0.11583	AM3->AM1	Icam1	Cav1
50852	AM2	AM1	795	0.164859	0.15411	0.15411	AM2->AM1	Icam1	Cav1
50853	AM1	AM1	795	0.133562	0.15411	0.133562	AM1->AM1	Icam1	Cav1
50854	AT2	AM1	795	0.518943	0.15411	0.15411	AT2->AM1,	Icam1	Cav1
50855	AT2_Retnla	AM1	795	0.621762	0.15411	0.15411	AT2_Retnla	Icam1	Cav1
50856	Fibroblasts	AM1	795	0.238095	0.15411	0.15411	Fibroblasts·	Icam1	Cav1
50857	IM2	AT2	795	0.142105	0.05179	0.05179	IM2->AT2/	Icam1	Cav1
50858	IM1	AT2	795	0.145907	0.05179	0.05179	IM1->AT2/	Icam1	Cav1
50859	AM3	AT2	795	0.11583	0.05179	0.05179	AM3->AT2,	Icam1	Cav1
50860	AM2	AT2	795	0.164859	0.05179	0.05179	AM2->AT2,	Icam1	Cav1
50861	AM1	AT2	795	0.133562	0.05179	0.05179	AM1->AT2,	Icam1	Cav1
50862	AT2	AT2	795	0.518943	0.05179	0.05179	AT2->AT2/	Icam1	Cav1
50863	AT2_Retnla	AT2	795	0.621762	0.05179	0.05179	AT2_Retnla	Icam1	Cav1
50864	Fibroblasts	AT2	795	0.238095	0.05179	0.05179	Fibroblasts·	Icam1	Cav1
50865	IM2	AT2_Retnla	795	0.142105	0.067358	0.067358	IM2->AT2_	Icam1	Cav1
50866	IM1	AT2_Retnla	795	0.145907	0.067358	0.067358	IM1->AT2_	Icam1	Cav1
50867	AM3	AT2_Retnla	795	0.11583	0.067358	0.067358	AM3->AT2_	Icam1	Cav1
50868	AM2	AT2_Retnla	795	0.164859	0.067358	0.067358	AM2->AT2_	Icam1	Cav1
50869	AM1	AT2_Retnla	795	0.133562	0.067358	0.067358	AM1->AT2_	Icam1	Cav1
50870	AT2	AT2_Retnla	795	0.518943	0.067358	0.067358	AT2->AT2_	Icam1	Cav1
50871	AT2_Retnla	AT2_Retnla	795	0.621762	0.067358	0.067358	AT2_Retnla	Icam1	Cav1
50872	Fibroblasts	AT2_Retnla	795	0.238095	0.067358	0.067358	Fibroblasts·	Icam1	Cav1
50873	IM2	Fibroblasts	795	0.142105	0.352381	0.142105	IM2->Fibro	Icam1	Cav1
50874	IM1	Fibroblasts	795	0.145907	0.352381	0.145907	IM1->Fibro	Icam1	Cav1
50875	AM3	Fibroblasts	795	0.11583	0.352381	0.11583	AM3->Fibro	Icam1	Cav1
50876	AM2	Fibroblasts	795	0.164859	0.352381	0.164859	AM2->Fibro	Icam1	Cav1
50877	AM1	Fibroblasts	795	0.133562	0.352381	0.133562	AM1->Fibro	Icam1	Cav1
50878	AT2	Fibroblasts	795	0.518943	0.352381	0.352381	AT2->Fibro	Icam1	Cav1

50879	AT2_Retnla	Fibroblasts	795	0.621762	0.352381	0.352381	AT2_Retnla	Icam1	Cav1
50880	Fibroblasts	Fibroblasts	795	0.238095	0.352381	0.238095	Fibroblasts-	Icam1	Cav1
50937	IM2	Fibroblasts	796	0.142105	0.180952	0.142105	IM2->Fibro	Icam1	Egfr
50938	IM1	Fibroblasts	796	0.145907	0.180952	0.145907	IM1->Fibro	Icam1	Egfr
50939	AM3	Fibroblasts	796	0.11583	0.180952	0.11583	AM3->Fibro	Icam1	Egfr
50940	AM2	Fibroblasts	796	0.164859	0.180952	0.164859	AM2->Fibro	Icam1	Egfr
50941	AM1	Fibroblasts	796	0.133562	0.180952	0.133562	AM1->Fibro	Icam1	Egfr
50942	AT2	Fibroblasts	796	0.518943	0.180952	0.180952	AT2->Fibrol	Icam1	Egfr
50943	AT2_Retnla	Fibroblasts	796	0.621762	0.180952	0.180952	AT2_Retnla	Icam1	Egfr
50944	Fibroblasts	Fibroblasts	796	0.238095	0.180952	0.180952	Fibroblasts-	Icam1	Egfr
51009	IM2	IM2	798	0.142105	0.057895	0.057895	IM2->IM2/	Icam1	Itgal
51010	IM1	IM2	798	0.145907	0.057895	0.057895	IM1->IM2/	Icam1	Itgal
51011	AM3	IM2	798	0.11583	0.057895	0.057895	AM3->IM2,	Icam1	Itgal
51012	AM2	IM2	798	0.164859	0.057895	0.057895	AM2->IM2,	Icam1	Itgal
51013	AM1	IM2	798	0.133562	0.057895	0.057895	AM1->IM2,	Icam1	Itgal
51014	AT2	IM2	798	0.518943	0.057895	0.057895	AT2->IM2/	Icam1	Itgal
51015	AT2_Retnla	IM2	798	0.621762	0.057895	0.057895	AT2_Retnla	Icam1	Itgal
51016	Fibroblasts	IM2	798	0.238095	0.057895	0.057895	Fibroblasts-	Icam1	Itgal
51017	IM2	IM1	798	0.142105	0.106762	0.106762	IM2->IM1/	Icam1	Itgal
51018	IM1	IM1	798	0.145907	0.106762	0.106762	IM1->IM1/	Icam1	Itgal
51019	AM3	IM1	798	0.11583	0.106762	0.106762	AM3->IM1,	Icam1	Itgal
51020	AM2	IM1	798	0.164859	0.106762	0.106762	AM2->IM1,	Icam1	Itgal
51021	AM1	IM1	798	0.133562	0.106762	0.106762	AM1->IM1,	Icam1	Itgal
51022	AT2	IM1	798	0.518943	0.106762	0.106762	AT2->IM1/	Icam1	Itgal
51023	AT2_Retnla	IM1	798	0.621762	0.106762	0.106762	AT2_Retnla	Icam1	Itgal
51024	Fibroblasts	IM1	798	0.238095	0.106762	0.106762	Fibroblasts-	Icam1	Itgal
51025	IM2	AM3	798	0.142105	0.355212	0.142105	IM2->AM3,	Icam1	Itgal
51026	IM1	AM3	798	0.145907	0.355212	0.145907	IM1->AM3,	Icam1	Itgal
51027	AM3	AM3	798	0.11583	0.355212	0.11583	AM3->AM3	Icam1	Itgal
51028	AM2	AM3	798	0.164859	0.355212	0.164859	AM2->AM3	Icam1	Itgal
51029	AM1	AM3	798	0.133562	0.355212	0.133562	AM1->AM3	Icam1	Itgal
51030	AT2	AM3	798	0.518943	0.355212	0.355212	AT2->AM3,	Icam1	Itgal
51031	AT2_Retnla	AM3	798	0.621762	0.355212	0.355212	AT2_Retnla	Icam1	Itgal
51032	Fibroblasts	AM3	798	0.238095	0.355212	0.238095	Fibroblasts-	Icam1	Itgal
51033	IM2	AM2	798	0.142105	0.577007	0.142105	IM2->AM2,	Icam1	Itgal
51034	IM1	AM2	798	0.145907	0.577007	0.145907	IM1->AM2,	Icam1	Itgal
51035	AM3	AM2	798	0.11583	0.577007	0.11583	AM3->AM2	Icam1	Itgal
51036	AM2	AM2	798	0.164859	0.577007	0.164859	AM2->AM2	Icam1	Itgal
51037	AM1	AM2	798	0.133562	0.577007	0.133562	AM1->AM2	Icam1	Itgal
51038	AT2	AM2	798	0.518943	0.577007	0.518943	AT2->AM2,	Icam1	Itgal
51039	AT2_Retnla	AM2	798	0.621762	0.577007	0.577007	AT2_Retnla	Icam1	Itgal
51040	Fibroblasts	AM2	798	0.238095	0.577007	0.238095	Fibroblasts-	Icam1	Itgal
51041	IM2	AM1	798	0.142105	0.622146	0.142105	IM2->AM1,	Icam1	Itgal
51042	IM1	AM1	798	0.145907	0.622146	0.145907	IM1->AM1,	Icam1	Itgal
51043	AM3	AM1	798	0.11583	0.622146	0.11583	AM3->AM1	Icam1	Itgal
51044	AM2	AM1	798	0.164859	0.622146	0.164859	AM2->AM1	Icam1	Itgal
51045	AM1	AM1	798	0.133562	0.622146	0.133562	AM1->AM1	Icam1	Itgal

51046	AT2	AM1	798	0.518943	0.622146	0.518943	AT2->AM1/	Icam1	Itgal
51047	AT2_Retnla	AM1	798	0.621762	0.622146	0.621762	AT2_Retnla	Icam1	Itgal
51048	Fibroblasts	AM1	798	0.238095	0.622146	0.238095	Fibroblasts-	Icam1	Itgal
51065	IM2	Fibroblasts	798	0.142105	0.095238	0.095238	IM2->Fibro	Icam1	Itgal
51066	IM1	Fibroblasts	798	0.145907	0.095238	0.095238	IM1->Fibro	Icam1	Itgal
51067	AM3	Fibroblasts	798	0.11583	0.095238	0.095238	AM3->Fibr	Icam1	Itgal
51068	AM2	Fibroblasts	798	0.164859	0.095238	0.095238	AM2->Fibr	Icam1	Itgal
51069	AM1	Fibroblasts	798	0.133562	0.095238	0.095238	AM1->Fibr	Icam1	Itgal
51070	AT2	Fibroblasts	798	0.518943	0.095238	0.095238	AT2->Fibrol	Icam1	Itgal
51071	AT2_Retnla	Fibroblasts	798	0.621762	0.095238	0.095238	AT2_Retnla	Icam1	Itgal
51072	Fibroblasts	Fibroblasts	798	0.238095	0.095238	0.095238	Fibroblasts-	Icam1	Itgal
51073	IM2	IM2	799	0.142105	0.331579	0.142105	IM2->IM2/	Icam1	Itgam
51074	IM1	IM2	799	0.145907	0.331579	0.145907	IM1->IM2/	Icam1	Itgam
51075	AM3	IM2	799	0.11583	0.331579	0.11583	AM3->IM2,	Icam1	Itgam
51076	AM2	IM2	799	0.164859	0.331579	0.164859	AM2->IM2,	Icam1	Itgam
51077	AM1	IM2	799	0.133562	0.331579	0.133562	AM1->IM2,	Icam1	Itgam
51078	AT2	IM2	799	0.518943	0.331579	0.331579	AT2->IM2/	Icam1	Itgam
51079	AT2_Retnla	IM2	799	0.621762	0.331579	0.331579	AT2_Retnla	Icam1	Itgam
51080	Fibroblasts	IM2	799	0.238095	0.331579	0.238095	Fibroblasts-	Icam1	Itgam
51081	IM2	IM1	799	0.142105	0.313167	0.142105	IM2->IM1/	Icam1	Itgam
51082	IM1	IM1	799	0.145907	0.313167	0.145907	IM1->IM1/	Icam1	Itgam
51083	AM3	IM1	799	0.11583	0.313167	0.11583	AM3->IM1,	Icam1	Itgam
51084	AM2	IM1	799	0.164859	0.313167	0.164859	AM2->IM1,	Icam1	Itgam
51085	AM1	IM1	799	0.133562	0.313167	0.133562	AM1->IM1,	Icam1	Itgam
51086	AT2	IM1	799	0.518943	0.313167	0.313167	AT2->IM1/	Icam1	Itgam
51087	AT2_Retnla	IM1	799	0.621762	0.313167	0.313167	AT2_Retnla	Icam1	Itgam
51088	Fibroblasts	IM1	799	0.238095	0.313167	0.238095	Fibroblasts-	Icam1	Itgam
51089	IM2	AM3	799	0.142105	0.216216	0.142105	IM2->AM3,	Icam1	Itgam
51090	IM1	AM3	799	0.145907	0.216216	0.145907	IM1->AM3,	Icam1	Itgam
51091	AM3	AM3	799	0.11583	0.216216	0.11583	AM3->AM3	Icam1	Itgam
51092	AM2	AM3	799	0.164859	0.216216	0.164859	AM2->AM3	Icam1	Itgam
51093	AM1	AM3	799	0.133562	0.216216	0.133562	AM1->AM3	Icam1	Itgam
51094	AT2	AM3	799	0.518943	0.216216	0.216216	AT2->AM3,	Icam1	Itgam
51095	AT2_Retnla	AM3	799	0.621762	0.216216	0.216216	AT2_Retnla	Icam1	Itgam
51096	Fibroblasts	AM3	799	0.238095	0.216216	0.216216	Fibroblasts-	Icam1	Itgam
51137	IM2	IM2	800	0.142105	0.3	0.142105	IM2->IM2/	Icam1	Itgb2
51138	IM1	IM2	800	0.145907	0.3	0.145907	IM1->IM2/	Icam1	Itgb2
51139	AM3	IM2	800	0.11583	0.3	0.11583	AM3->IM2,	Icam1	Itgb2
51140	AM2	IM2	800	0.164859	0.3	0.164859	AM2->IM2,	Icam1	Itgb2
51141	AM1	IM2	800	0.133562	0.3	0.133562	AM1->IM2,	Icam1	Itgb2
51142	AT2	IM2	800	0.518943	0.3	0.3	AT2->IM2/	Icam1	Itgb2
51143	AT2_Retnla	IM2	800	0.621762	0.3	0.3	AT2_Retnla	Icam1	Itgb2
51144	Fibroblasts	IM2	800	0.238095	0.3	0.238095	Fibroblasts-	Icam1	Itgb2
51145	IM2	IM1	800	0.142105	0.419929	0.142105	IM2->IM1/	Icam1	Itgb2
51146	IM1	IM1	800	0.145907	0.419929	0.145907	IM1->IM1/	Icam1	Itgb2
51147	AM3	IM1	800	0.11583	0.419929	0.11583	AM3->IM1,	Icam1	Itgb2
51148	AM2	IM1	800	0.164859	0.419929	0.164859	AM2->IM1,	Icam1	Itgb2

51149	AM1	IM1	800	0.133562	0.419929	0.133562	AM1->IM1,	Icam1	Itgb2
51150	AT2	IM1	800	0.518943	0.419929	0.419929	AT2->IM1/	Icam1	Itgb2
51151	AT2_Retnla	IM1	800	0.621762	0.419929	0.419929	AT2_Retnla	Icam1	Itgb2
51152	Fibroblasts	IM1	800	0.238095	0.419929	0.238095	Fibroblasts-	Icam1	Itgb2
51153	IM2	AM3	800	0.142105	0.903475	0.142105	IM2->AM3,	Icam1	Itgb2
51154	IM1	AM3	800	0.145907	0.903475	0.145907	IM1->AM3,	Icam1	Itgb2
51155	AM3	AM3	800	0.11583	0.903475	0.11583	AM3->AM3	Icam1	Itgb2
51156	AM2	AM3	800	0.164859	0.903475	0.164859	AM2->AM3	Icam1	Itgb2
51157	AM1	AM3	800	0.133562	0.903475	0.133562	AM1->AM3	Icam1	Itgb2
51158	AT2	AM3	800	0.518943	0.903475	0.518943	AT2->AM3,	Icam1	Itgb2
51159	AT2_Retnla	AM3	800	0.621762	0.903475	0.621762	AT2_Retnla	Icam1	Itgb2
51160	Fibroblasts	AM3	800	0.238095	0.903475	0.238095	Fibroblasts-	Icam1	Itgb2
51161	IM2	AM2	800	0.142105	0.913232	0.142105	IM2->AM2,	Icam1	Itgb2
51162	IM1	AM2	800	0.145907	0.913232	0.145907	IM1->AM2,	Icam1	Itgb2
51163	AM3	AM2	800	0.11583	0.913232	0.11583	AM3->AM2	Icam1	Itgb2
51164	AM2	AM2	800	0.164859	0.913232	0.164859	AM2->AM2	Icam1	Itgb2
51165	AM1	AM2	800	0.133562	0.913232	0.133562	AM1->AM2	Icam1	Itgb2
51166	AT2	AM2	800	0.518943	0.913232	0.518943	AT2->AM2,	Icam1	Itgb2
51167	AT2_Retnla	AM2	800	0.621762	0.913232	0.621762	AT2_Retnla	Icam1	Itgb2
51168	Fibroblasts	AM2	800	0.238095	0.913232	0.238095	Fibroblasts-	Icam1	Itgb2
51169	IM2	AM1	800	0.142105	0.825342	0.142105	IM2->AM1,	Icam1	Itgb2
51170	IM1	AM1	800	0.145907	0.825342	0.145907	IM1->AM1,	Icam1	Itgb2
51171	AM3	AM1	800	0.11583	0.825342	0.11583	AM3->AM1	Icam1	Itgb2
51172	AM2	AM1	800	0.164859	0.825342	0.164859	AM2->AM1	Icam1	Itgb2
51173	AM1	AM1	800	0.133562	0.825342	0.133562	AM1->AM1	Icam1	Itgb2
51174	AT2	AM1	800	0.518943	0.825342	0.518943	AT2->AM1,	Icam1	Itgb2
51175	AT2_Retnla	AM1	800	0.621762	0.825342	0.621762	AT2_Retnla	Icam1	Itgb2
51176	Fibroblasts	AM1	800	0.238095	0.825342	0.238095	Fibroblasts-	Icam1	Itgb2
51177	IM2	AT2	800	0.142105	0.05179	0.05179	IM2->AT2/	Icam1	Itgb2
51178	IM1	AT2	800	0.145907	0.05179	0.05179	IM1->AT2/	Icam1	Itgb2
51179	AM3	AT2	800	0.11583	0.05179	0.05179	AM3->AT2,	Icam1	Itgb2
51180	AM2	AT2	800	0.164859	0.05179	0.05179	AM2->AT2,	Icam1	Itgb2
51181	AM1	AT2	800	0.133562	0.05179	0.05179	AM1->AT2,	Icam1	Itgb2
51182	AT2	AT2	800	0.518943	0.05179	0.05179	AT2->AT2/	Icam1	Itgb2
51183	AT2_Retnla	AT2	800	0.621762	0.05179	0.05179	AT2_Retnla	Icam1	Itgb2
51184	Fibroblasts	AT2	800	0.238095	0.05179	0.05179	Fibroblasts-	Icam1	Itgb2
51193	IM2	Fibroblasts	800	0.142105	0.085714	0.085714	IM2->Fibro	Icam1	Itgb2
51194	IM1	Fibroblasts	800	0.145907	0.085714	0.085714	IM1->Fibro	Icam1	Itgb2
51195	AM3	Fibroblasts	800	0.11583	0.085714	0.085714	AM3->Fibr	Icam1	Itgb2
51196	AM2	Fibroblasts	800	0.164859	0.085714	0.085714	AM2->Fibr	Icam1	Itgb2
51197	AM1	Fibroblasts	800	0.133562	0.085714	0.085714	AM1->Fibr	Icam1	Itgb2
51198	AT2	Fibroblasts	800	0.518943	0.085714	0.085714	AT2->Fibro	Icam1	Itgb2
51199	AT2_Retnla	Fibroblasts	800	0.621762	0.085714	0.085714	AT2_Retnla	Icam1	Itgb2
51200	Fibroblasts	Fibroblasts	800	0.238095	0.085714	0.085714	Fibroblasts-	Icam1	Itgb2
51208	Fibroblasts	IM2	801	0.057143	0.057895	0.057143	Fibroblasts-	Icam2	Itgal
51216	Fibroblasts	IM1	801	0.057143	0.106762	0.057143	Fibroblasts-	Icam2	Itgal
51224	Fibroblasts	AM3	801	0.057143	0.355212	0.057143	Fibroblasts-	Icam2	Itgal

51232	Fibroblasts	AM2	801	0.057143	0.577007	0.057143	Fibroblasts·	Icam2	Itgal
51240	Fibroblasts	AM1	801	0.057143	0.622146	0.057143	Fibroblasts·	Icam2	Itgal
51264	Fibroblasts	Fibroblasts	801	0.057143	0.095238	0.057143	Fibroblasts·	Icam2	Itgal
51272	Fibroblasts	IM2	802	0.057143	0.331579	0.057143	Fibroblasts·	Icam2	Itgam
51280	Fibroblasts	IM1	802	0.057143	0.313167	0.057143	Fibroblasts·	Icam2	Itgam
51288	Fibroblasts	AM3	802	0.057143	0.216216	0.057143	Fibroblasts·	Icam2	Itgam
51336	Fibroblasts	IM2	803	0.057143	0.3	0.057143	Fibroblasts·	Icam2	Itgb2
51344	Fibroblasts	IM1	803	0.057143	0.419929	0.057143	Fibroblasts·	Icam2	Itgb2
51352	Fibroblasts	AM3	803	0.057143	0.903475	0.057143	Fibroblasts·	Icam2	Itgb2
51360	Fibroblasts	AM2	803	0.057143	0.913232	0.057143	Fibroblasts·	Icam2	Itgb2
51368	Fibroblasts	AM1	803	0.057143	0.825342	0.057143	Fibroblasts·	Icam2	Itgb2
51376	Fibroblasts	AT2	803	0.057143	0.05179	0.05179	Fibroblasts·	Icam2	Itgb2
51392	Fibroblasts	Fibroblasts	803	0.057143	0.085714	0.057143	Fibroblasts·	Icam2	Itgb2
52225	IM2	IM2	817	0.673684	0.142105	0.142105	IM2->IM2/	Igf1	Igf1r
52226	IM1	IM2	817	0.480427	0.142105	0.142105	IM1->IM2/	Igf1	Igf1r
52227	AM3	IM2	817	0.764479	0.142105	0.142105	AM3->IM2,	Igf1	Igf1r
52228	AM2	IM2	817	0.412148	0.142105	0.142105	AM2->IM2,	Igf1	Igf1r
52229	AM1	IM2	817	0.128995	0.142105	0.128995	AM1->IM2,	Igf1	Igf1r
52232	Fibroblasts	IM2	817	0.533333	0.142105	0.142105	Fibroblasts·	Igf1	Igf1r
52233	IM2	IM1	817	0.673684	0.074733	0.074733	IM2->IM1/	Igf1	Igf1r
52234	IM1	IM1	817	0.480427	0.074733	0.074733	IM1->IM1/	Igf1	Igf1r
52235	AM3	IM1	817	0.764479	0.074733	0.074733	AM3->IM1,	Igf1	Igf1r
52236	AM2	IM1	817	0.412148	0.074733	0.074733	AM2->IM1,	Igf1	Igf1r
52237	AM1	IM1	817	0.128995	0.074733	0.074733	AM1->IM1,	Igf1	Igf1r
52240	Fibroblasts	IM1	817	0.533333	0.074733	0.074733	Fibroblasts·	Igf1	Igf1r
52273	IM2	AT2_Retnla	817	0.673684	0.051813	0.051813	IM2->AT2_	Igf1	Igf1r
52274	IM1	AT2_Retnla	817	0.480427	0.051813	0.051813	IM1->AT2_	Igf1	Igf1r
52275	AM3	AT2_Retnla	817	0.764479	0.051813	0.051813	AM3->AT2_	Igf1	Igf1r
52276	AM2	AT2_Retnla	817	0.412148	0.051813	0.051813	AM2->AT2_	Igf1	Igf1r
52277	AM1	AT2_Retnla	817	0.128995	0.051813	0.051813	AM1->AT2_	Igf1	Igf1r
52280	Fibroblasts	AT2_Retnla	817	0.533333	0.051813	0.051813	Fibroblasts·	Igf1	Igf1r
52281	IM2	Fibroblasts	817	0.673684	0.304762	0.304762	IM2->Fibro	Igf1	Igf1r
52282	IM1	Fibroblasts	817	0.480427	0.304762	0.304762	IM1->Fibro	Igf1	Igf1r
52283	AM3	Fibroblasts	817	0.764479	0.304762	0.304762	AM3->Fibr	Igf1	Igf1r
52284	AM2	Fibroblasts	817	0.412148	0.304762	0.304762	AM2->Fibr	Igf1	Igf1r
52285	AM1	Fibroblasts	817	0.128995	0.304762	0.128995	AM1->Fibr	Igf1	Igf1r
52288	Fibroblasts	Fibroblasts	817	0.533333	0.304762	0.304762	Fibroblasts·	Igf1	Igf1r
52289	IM2	IM2	818	0.673684	0.073684	0.073684	IM2->IM2/	Igf1	Insr
52290	IM1	IM2	818	0.480427	0.073684	0.073684	IM1->IM2/	Igf1	Insr
52291	AM3	IM2	818	0.764479	0.073684	0.073684	AM3->IM2,	Igf1	Insr
52292	AM2	IM2	818	0.412148	0.073684	0.073684	AM2->IM2,	Igf1	Insr
52293	AM1	IM2	818	0.128995	0.073684	0.073684	AM1->IM2,	Igf1	Insr
52296	Fibroblasts	IM2	818	0.533333	0.073684	0.073684	Fibroblasts·	Igf1	Insr
52305	IM2	AM3	818	0.673684	0.131274	0.131274	IM2->AM3,	Igf1	Insr
52306	IM1	AM3	818	0.480427	0.131274	0.131274	IM1->AM3,	Igf1	Insr
52307	AM3	AM3	818	0.764479	0.131274	0.131274	AM3->AM3	Igf1	Insr
52308	AM2	AM3	818	0.412148	0.131274	0.131274	AM2->AM3	Igf1	Insr

52309	AM1	AM3	818	0.128995	0.131274	0.128995	AM1->AM3	Igf1	Insr
52312	Fibroblasts	AM3	818	0.533333	0.131274	0.131274	Fibroblasts-	Igf1	Insr
52313	IM2	AM2	818	0.673684	0.164859	0.164859	IM2->AM2,	Igf1	Insr
52314	IM1	AM2	818	0.480427	0.164859	0.164859	IM1->AM2,	Igf1	Insr
52315	AM3	AM2	818	0.764479	0.164859	0.164859	AM3->AM2	Igf1	Insr
52316	AM2	AM2	818	0.412148	0.164859	0.164859	AM2->AM2	Igf1	Insr
52317	AM1	AM2	818	0.128995	0.164859	0.128995	AM1->AM2	Igf1	Insr
52320	Fibroblasts	AM2	818	0.533333	0.164859	0.164859	Fibroblasts-	Igf1	Insr
52321	IM2	AM1	818	0.673684	0.157534	0.157534	IM2->AM1,	Igf1	Insr
52322	IM1	AM1	818	0.480427	0.157534	0.157534	IM1->AM1,	Igf1	Insr
52323	AM3	AM1	818	0.764479	0.157534	0.157534	AM3->AM1	Igf1	Insr
52324	AM2	AM1	818	0.412148	0.157534	0.157534	AM2->AM1	Igf1	Insr
52325	AM1	AM1	818	0.128995	0.157534	0.128995	AM1->AM1	Igf1	Insr
52328	Fibroblasts	AM1	818	0.533333	0.157534	0.157534	Fibroblasts-	Igf1	Insr
52329	IM2	AT2	818	0.673684	0.183525	0.183525	IM2->AT2/	Igf1	Insr
52330	IM1	AT2	818	0.480427	0.183525	0.183525	IM1->AT2/	Igf1	Insr
52331	AM3	AT2	818	0.764479	0.183525	0.183525	AM3->AT2,	Igf1	Insr
52332	AM2	AT2	818	0.412148	0.183525	0.183525	AM2->AT2,	Igf1	Insr
52333	AM1	AT2	818	0.128995	0.183525	0.128995	AM1->AT2,	Igf1	Insr
52336	Fibroblasts	AT2	818	0.533333	0.183525	0.183525	Fibroblasts-	Igf1	Insr
52337	IM2	AT2_Retnla	818	0.673684	0.150259	0.150259	IM2->AT2_	Igf1	Insr
52338	IM1	AT2_Retnla	818	0.480427	0.150259	0.150259	IM1->AT2_	Igf1	Insr
52339	AM3	AT2_Retnla	818	0.764479	0.150259	0.150259	AM3->AT2_	Igf1	Insr
52340	AM2	AT2_Retnla	818	0.412148	0.150259	0.150259	AM2->AT2_	Igf1	Insr
52341	AM1	AT2_Retnla	818	0.128995	0.150259	0.128995	AM1->AT2_	Igf1	Insr
52344	Fibroblasts	AT2_Retnla	818	0.533333	0.150259	0.150259	Fibroblasts-	Igf1	Insr
52345	IM2	Fibroblasts	818	0.673684	0.114286	0.114286	IM2->Fibro	Igf1	Insr
52346	IM1	Fibroblasts	818	0.480427	0.114286	0.114286	IM1->Fibro	Igf1	Insr
52347	AM3	Fibroblasts	818	0.764479	0.114286	0.114286	AM3->Fibr	Igf1	Insr
52348	AM2	Fibroblasts	818	0.412148	0.114286	0.114286	AM2->Fibr	Igf1	Insr
52349	AM1	Fibroblasts	818	0.128995	0.114286	0.114286	AM1->Fibr	Igf1	Insr
52352	Fibroblasts	Fibroblasts	818	0.533333	0.114286	0.114286	Fibroblasts-	Igf1	Insr
52585	IM2	AT2	822	0.847368	0.050052	0.050052	IM2->AT2/	Igfbp4	Fzd8
52586	IM1	AT2	822	0.245552	0.050052	0.050052	IM1->AT2/	Igfbp4	Fzd8
52592	Fibroblasts	AT2	822	0.704762	0.050052	0.050052	Fibroblasts-	Igfbp4	Fzd8
52609	IM2	IM2	823	0.847368	0.321053	0.321053	IM2->IM2/	Igfbp4	Lrp6
52610	IM1	IM2	823	0.245552	0.321053	0.245552	IM1->IM2/	Igfbp4	Lrp6
52616	Fibroblasts	IM2	823	0.704762	0.321053	0.321053	Fibroblasts-	Igfbp4	Lrp6
52617	IM2	IM1	823	0.847368	0.088968	0.088968	IM2->IM1/	Igfbp4	Lrp6
52618	IM1	IM1	823	0.245552	0.088968	0.088968	IM1->IM1/	Igfbp4	Lrp6
52624	Fibroblasts	IM1	823	0.704762	0.088968	0.088968	Fibroblasts-	Igfbp4	Lrp6
52625	IM2	AM3	823	0.847368	0.138996	0.138996	IM2->AM3,	Igfbp4	Lrp6
52626	IM1	AM3	823	0.245552	0.138996	0.138996	IM1->AM3,	Igfbp4	Lrp6
52632	Fibroblasts	AM3	823	0.704762	0.138996	0.138996	Fibroblasts-	Igfbp4	Lrp6
52633	IM2	AM2	823	0.847368	0.127983	0.127983	IM2->AM2,	Igfbp4	Lrp6
52634	IM1	AM2	823	0.245552	0.127983	0.127983	IM1->AM2,	Igfbp4	Lrp6
52640	Fibroblasts	AM2	823	0.704762	0.127983	0.127983	Fibroblasts-	Igfbp4	Lrp6

52641	IM2	AM1	823	0.847368	0.092466	0.092466	IM2->AM1,	Igfbp4	Lrp6
52642	IM1	AM1	823	0.245552	0.092466	0.092466	IM1->AM1,	Igfbp4	Lrp6
52648	Fibroblasts	AM1	823	0.704762	0.092466	0.092466	Fibroblasts-	Igfbp4	Lrp6
52649	IM2	AT2	823	0.847368	0.220368	0.220368	IM2->AT2/8	Igfbp4	Lrp6
52650	IM1	AT2	823	0.245552	0.220368	0.220368	IM1->AT2/8	Igfbp4	Lrp6
52656	Fibroblasts	AT2	823	0.704762	0.220368	0.220368	Fibroblasts-	Igfbp4	Lrp6
52657	IM2	AT2_Retnla	823	0.847368	0.233161	0.233161	IM2->AT2_	Igfbp4	Lrp6
52658	IM1	AT2_Retnla	823	0.245552	0.233161	0.233161	IM1->AT2_	Igfbp4	Lrp6
52664	Fibroblasts	AT2_Retnla	823	0.704762	0.233161	0.233161	Fibroblasts-	Igfbp4	Lrp6
52665	IM2	Fibroblasts	823	0.847368	0.314286	0.314286	IM2->Fibro	Igfbp4	Lrp6
52666	IM1	Fibroblasts	823	0.245552	0.314286	0.245552	IM1->Fibro	Igfbp4	Lrp6
52672	Fibroblasts	Fibroblasts	823	0.704762	0.314286	0.314286	Fibroblasts-	Igfbp4	Lrp6
53745	IM2	AT2_Retnla	840	0.073684	0.051813	0.051813	IM2->AT2_	Il15	Il15ra
53746	IM1	AT2_Retnla	840	0.060498	0.051813	0.051813	IM1->AT2_	Il15	Il15ra
53747	AM3	AT2_Retnla	840	0.050193	0.051813	0.050193	AM3->AT2_	Il15	Il15ra
53889	IM2	IM2	843	0.189474	0.273684	0.189474	IM2->IM2/	Il16	Cd4
53890	IM1	IM2	843	0.135231	0.273684	0.135231	IM1->IM2/	Il16	Cd4
53891	AM3	IM2	843	0.050193	0.273684	0.050193	AM3->IM2,	Il16	Cd4
53892	AM2	IM2	843	0.130152	0.273684	0.130152	AM2->IM2,	Il16	Cd4
53893	AM1	IM2	843	0.159817	0.273684	0.159817	AM1->IM2,	Il16	Cd4
53896	Fibroblasts	IM2	843	0.07619	0.273684	0.07619	Fibroblasts-	Il16	Cd4
54377	IM2	AT2	850	0.189474	0.619743	0.189474	IM2->AT2/8	Il16	Kcnj15
54378	IM1	AT2	850	0.135231	0.619743	0.135231	IM1->AT2/8	Il16	Kcnj15
54379	AM3	AT2	850	0.050193	0.619743	0.050193	AM3->AT2,	Il16	Kcnj15
54380	AM2	AT2	850	0.130152	0.619743	0.130152	AM2->AT2,	Il16	Kcnj15
54381	AM1	AT2	850	0.159817	0.619743	0.159817	AM1->AT2,	Il16	Kcnj15
54384	Fibroblasts	AT2	850	0.07619	0.619743	0.07619	Fibroblasts-	Il16	Kcnj15
54385	IM2	AT2_Retnla	850	0.189474	0.834197	0.189474	IM2->AT2_	Il16	Kcnj15
54386	IM1	AT2_Retnla	850	0.135231	0.834197	0.135231	IM1->AT2_	Il16	Kcnj15
54387	AM3	AT2_Retnla	850	0.050193	0.834197	0.050193	AM3->AT2_	Il16	Kcnj15
54388	AM2	AT2_Retnla	850	0.130152	0.834197	0.130152	AM2->AT2_	Il16	Kcnj15
54389	AM1	AT2_Retnla	850	0.159817	0.834197	0.159817	AM1->AT2_	Il16	Kcnj15
54392	Fibroblasts	AT2_Retnla	850	0.07619	0.834197	0.07619	Fibroblasts-	Il16	Kcnj15
54465	IM2	IM2	852	0.105263	0.3	0.105263	IM2->IM2/	Il18	Cd48
54466	IM1	IM2	852	0.117438	0.3	0.117438	IM1->IM2/	Il18	Cd48
54467	AM3	IM2	852	0.239382	0.3	0.239382	AM3->IM2,	Il18	Cd48
54468	AM2	IM2	852	0.863341	0.3	0.3	AM2->IM2,	Il18	Cd48
54469	AM1	IM2	852	0.875571	0.3	0.3	AM1->IM2,	Il18	Cd48
54473	IM2	IM1	852	0.105263	0.395018	0.105263	IM2->IM1/	Il18	Cd48
54474	IM1	IM1	852	0.117438	0.395018	0.117438	IM1->IM1/	Il18	Cd48
54475	AM3	IM1	852	0.239382	0.395018	0.239382	AM3->IM1,	Il18	Cd48
54476	AM2	IM1	852	0.863341	0.395018	0.395018	AM2->IM1,	Il18	Cd48
54477	AM1	IM1	852	0.875571	0.395018	0.395018	AM1->IM1,	Il18	Cd48
54481	IM2	AM3	852	0.105263	0.374517	0.105263	IM2->AM3,	Il18	Cd48
54482	IM1	AM3	852	0.117438	0.374517	0.117438	IM1->AM3,	Il18	Cd48
54483	AM3	AM3	852	0.239382	0.374517	0.239382	AM3->AM3	Il18	Cd48
54484	AM2	AM3	852	0.863341	0.374517	0.374517	AM2->AM3	Il18	Cd48

54485	AM1	AM3	852	0.875571	0.374517	0.374517	AM1->AM3	Il18	Cd48
54489	IM2	AM2	852	0.105263	0.503254	0.105263	IM2->AM2,	Il18	Cd48
54490	IM1	AM2	852	0.117438	0.503254	0.117438	IM1->AM2,	Il18	Cd48
54491	AM3	AM2	852	0.239382	0.503254	0.239382	AM3->AM2	Il18	Cd48
54492	AM2	AM2	852	0.863341	0.503254	0.503254	AM2->AM2	Il18	Cd48
54493	AM1	AM2	852	0.875571	0.503254	0.503254	AM1->AM2	Il18	Cd48
54497	IM2	AM1	852	0.105263	0.424658	0.105263	IM2->AM1,	Il18	Cd48
54498	IM1	AM1	852	0.117438	0.424658	0.117438	IM1->AM1,	Il18	Cd48
54499	AM3	AM1	852	0.239382	0.424658	0.239382	AM3->AM1	Il18	Cd48
54500	AM2	AM1	852	0.863341	0.424658	0.424658	AM2->AM1	Il18	Cd48
54501	AM1	AM1	852	0.875571	0.424658	0.424658	AM1->AM1	Il18	Cd48
54537	IM2	IM1	853	0.105263	0.053381	0.053381	IM2->IM1/	Il18	Il18r1
54538	IM1	IM1	853	0.117438	0.053381	0.053381	IM1->IM1/	Il18	Il18r1
54539	AM3	IM1	853	0.239382	0.053381	0.053381	AM3->IM1,	Il18	Il18r1
54540	AM2	IM1	853	0.863341	0.053381	0.053381	AM2->IM1,	Il18	Il18r1
54541	AM1	IM1	853	0.875571	0.053381	0.053381	AM1->IM1,	Il18	Il18r1
54569	IM2	AT2	853	0.105263	0.360792	0.105263	IM2->AT2/	Il18	Il18r1
54570	IM1	AT2	853	0.117438	0.360792	0.117438	IM1->AT2/	Il18	Il18r1
54571	AM3	AT2	853	0.239382	0.360792	0.239382	AM3->AT2,	Il18	Il18r1
54572	AM2	AT2	853	0.863341	0.360792	0.360792	AM2->AT2,	Il18	Il18r1
54573	AM1	AT2	853	0.875571	0.360792	0.360792	AM1->AT2,	Il18	Il18r1
54577	IM2	AT2_Retnla	853	0.105263	0.352332	0.105263	IM2->AT2_	Il18	Il18r1
54578	IM1	AT2_Retnla	853	0.117438	0.352332	0.117438	IM1->AT2_	Il18	Il18r1
54579	AM3	AT2_Retnla	853	0.239382	0.352332	0.239382	AM3->AT2_	Il18	Il18r1
54580	AM2	AT2_Retnla	853	0.863341	0.352332	0.352332	AM2->AT2_	Il18	Il18r1
54581	AM1	AT2_Retnla	853	0.875571	0.352332	0.352332	AM1->AT2_	Il18	Il18r1
54729	IM2	IM1	856	0.105263	0.053381	0.053381	IM2->IM1/	Il18	Il1rl2
54730	IM1	IM1	856	0.117438	0.053381	0.053381	IM1->IM1/	Il18	Il1rl2
54731	AM3	IM1	856	0.239382	0.053381	0.053381	AM3->IM1,	Il18	Il1rl2
54732	AM2	IM1	856	0.863341	0.053381	0.053381	AM2->IM1,	Il18	Il1rl2
54733	AM1	IM1	856	0.875571	0.053381	0.053381	AM1->IM1,	Il18	Il1rl2
54737	IM2	AM3	856	0.105263	0.127413	0.105263	IM2->AM3,	Il18	Il1rl2
54738	IM1	AM3	856	0.117438	0.127413	0.117438	IM1->AM3,	Il18	Il1rl2
54739	AM3	AM3	856	0.239382	0.127413	0.127413	AM3->AM3	Il18	Il1rl2
54740	AM2	AM3	856	0.863341	0.127413	0.127413	AM2->AM3	Il18	Il1rl2
54741	AM1	AM3	856	0.875571	0.127413	0.127413	AM1->AM3	Il18	Il1rl2
54745	IM2	AM2	856	0.105263	0.112798	0.105263	IM2->AM2,	Il18	Il1rl2
54746	IM1	AM2	856	0.117438	0.112798	0.112798	IM1->AM2,	Il18	Il1rl2
54747	AM3	AM2	856	0.239382	0.112798	0.112798	AM3->AM2	Il18	Il1rl2
54748	AM2	AM2	856	0.863341	0.112798	0.112798	AM2->AM2	Il18	Il1rl2
54749	AM1	AM2	856	0.875571	0.112798	0.112798	AM1->AM2	Il18	Il1rl2
54753	IM2	AM1	856	0.105263	0.076484	0.076484	IM2->AM1,	Il18	Il1rl2
54754	IM1	AM1	856	0.117438	0.076484	0.076484	IM1->AM1,	Il18	Il1rl2
54755	AM3	AM1	856	0.239382	0.076484	0.076484	AM3->AM1	Il18	Il1rl2
54756	AM2	AM1	856	0.863341	0.076484	0.076484	AM2->AM1	Il18	Il1rl2
54757	AM1	AM1	856	0.875571	0.076484	0.076484	AM1->AM1	Il18	Il1rl2
54777	IM2	Fibroblasts	856	0.105263	0.066667	0.066667	IM2->Fibro	Il18	Il1rl2

54778	IM1	Fibroblasts	856	0.117438	0.066667	0.066667	IM1->Fibro	Il18	Il1rl2
54779	AM3	Fibroblasts	856	0.239382	0.066667	0.066667	AM3->Fibro	Il18	Il1rl2
54780	AM2	Fibroblasts	856	0.863341	0.066667	0.066667	AM2->Fibro	Il18	Il1rl2
54781	AM1	Fibroblasts	856	0.875571	0.066667	0.066667	AM1->Fibro	Il18	Il1rl2
54827	AM3	AT2	857	0.084942	0.059784	0.059784	AM3->AT2/	Il1a	Il1r1
54828	AM2	AT2	857	0.099783	0.059784	0.059784	AM2->AT2/	Il1a	Il1r1
54835	AM3	AT2_Retnla	857	0.084942	0.072539	0.072539	AM3->AT2_	Il1a	Il1r1
54836	AM2	AT2_Retnla	857	0.099783	0.072539	0.072539	AM2->AT2_	Il1a	Il1r1
54843	AM3	Fibroblasts	857	0.084942	0.32381	0.084942	AM3->Fibro	Il1a	Il1r1
54844	AM2	Fibroblasts	857	0.099783	0.32381	0.099783	AM2->Fibro	Il1a	Il1r1
54931	AM3	AM3	859	0.084942	0.158301	0.084942	AM3->AM3	Il1a	Il1rap
54932	AM2	AM3	859	0.099783	0.158301	0.099783	AM2->AM3	Il1a	Il1rap
54939	AM3	AM2	859	0.084942	0.138829	0.084942	AM3->AM2	Il1a	Il1rap
54940	AM2	AM2	859	0.099783	0.138829	0.099783	AM2->AM2	Il1a	Il1rap
54947	AM3	AM1	859	0.084942	0.084475	0.084475	AM3->AM1	Il1a	Il1rap
54948	AM2	AM1	859	0.099783	0.084475	0.084475	AM2->AM1	Il1a	Il1rap
54971	AM3	Fibroblasts	859	0.084942	0.142857	0.084942	AM3->Fibro	Il1a	Il1rap
54972	AM2	Fibroblasts	859	0.099783	0.142857	0.099783	AM2->Fibro	Il1a	Il1rap
54977	IM2	IM2	860	0.063158	0.221053	0.063158	IM2->IM2/	Il1b	Adrb2
54978	IM1	IM2	860	0.234875	0.221053	0.221053	IM1->IM2/	Il1b	Adrb2
54979	AM3	IM2	860	0.173745	0.221053	0.173745	AM3->IM2/	Il1b	Adrb2
54980	AM2	IM2	860	0.158351	0.221053	0.158351	AM2->IM2/	Il1b	Adrb2
54981	AM1	IM2	860	0.068493	0.221053	0.068493	AM1->IM2/	Il1b	Adrb2
54984	Fibroblasts	IM2	860	0.095238	0.221053	0.095238	Fibroblasts-	Il1b	Adrb2
54985	IM2	IM1	860	0.063158	0.128114	0.063158	IM2->IM1/	Il1b	Adrb2
54986	IM1	IM1	860	0.234875	0.128114	0.128114	IM1->IM1/	Il1b	Adrb2
54987	AM3	IM1	860	0.173745	0.128114	0.128114	AM3->IM1/	Il1b	Adrb2
54988	AM2	IM1	860	0.158351	0.128114	0.128114	AM2->IM1/	Il1b	Adrb2
54989	AM1	IM1	860	0.068493	0.128114	0.068493	AM1->IM1/	Il1b	Adrb2
54992	Fibroblasts	IM1	860	0.095238	0.128114	0.095238	Fibroblasts-	Il1b	Adrb2
54993	IM2	AM3	860	0.063158	0.096525	0.063158	IM2->AM3/	Il1b	Adrb2
54994	IM1	AM3	860	0.234875	0.096525	0.096525	IM1->AM3/	Il1b	Adrb2
54995	AM3	AM3	860	0.173745	0.096525	0.096525	AM3->AM3	Il1b	Adrb2
54996	AM2	AM3	860	0.158351	0.096525	0.096525	AM2->AM3	Il1b	Adrb2
54997	AM1	AM3	860	0.068493	0.096525	0.068493	AM1->AM3	Il1b	Adrb2
55000	Fibroblasts	AM3	860	0.095238	0.096525	0.095238	Fibroblasts-	Il1b	Adrb2
55001	IM2	AM2	860	0.063158	0.160521	0.063158	IM2->AM2/	Il1b	Adrb2
55002	IM1	AM2	860	0.234875	0.160521	0.160521	IM1->AM2/	Il1b	Adrb2
55003	AM3	AM2	860	0.173745	0.160521	0.160521	AM3->AM2	Il1b	Adrb2
55004	AM2	AM2	860	0.158351	0.160521	0.158351	AM2->AM2	Il1b	Adrb2
55005	AM1	AM2	860	0.068493	0.160521	0.068493	AM1->AM2	Il1b	Adrb2
55008	Fibroblasts	AM2	860	0.095238	0.160521	0.095238	Fibroblasts-	Il1b	Adrb2
55009	IM2	AM1	860	0.063158	0.184932	0.063158	IM2->AM1/	Il1b	Adrb2
55010	IM1	AM1	860	0.234875	0.184932	0.184932	IM1->AM1/	Il1b	Adrb2
55011	AM3	AM1	860	0.173745	0.184932	0.173745	AM3->AM1	Il1b	Adrb2
55012	AM2	AM1	860	0.158351	0.184932	0.158351	AM2->AM1	Il1b	Adrb2
55013	AM1	AM1	860	0.068493	0.184932	0.068493	AM1->AM1	Il1b	Adrb2

55016	Fibroblasts	AM1	860	0.095238	0.184932	0.095238	Fibroblasts·	Il1b	Adrb2
55025	IM2	AT2_Retnla	860	0.063158	0.056995	0.056995	IM2->AT2_	Il1b	Adrb2
55026	IM1	AT2_Retnla	860	0.234875	0.056995	0.056995	IM1->AT2_	Il1b	Adrb2
55027	AM3	AT2_Retnla	860	0.173745	0.056995	0.056995	AM3->AT2_	Il1b	Adrb2
55028	AM2	AT2_Retnla	860	0.158351	0.056995	0.056995	AM2->AT2_	Il1b	Adrb2
55029	AM1	AT2_Retnla	860	0.068493	0.056995	0.056995	AM1->AT2_	Il1b	Adrb2
55032	Fibroblasts	AT2_Retnla	860	0.095238	0.056995	0.056995	Fibroblasts·	Il1b	Adrb2
55033	IM2	Fibroblasts	860	0.063158	0.07619	0.063158	IM2->Fibro	Il1b	Adrb2
55034	IM1	Fibroblasts	860	0.234875	0.07619	0.07619	IM1->Fibro	Il1b	Adrb2
55035	AM3	Fibroblasts	860	0.173745	0.07619	0.07619	AM3->Fibro	Il1b	Adrb2
55036	AM2	Fibroblasts	860	0.158351	0.07619	0.07619	AM2->Fibro	Il1b	Adrb2
55037	AM1	Fibroblasts	860	0.068493	0.07619	0.068493	AM1->Fibro	Il1b	Adrb2
55040	Fibroblasts	Fibroblasts	860	0.095238	0.07619	0.07619	Fibroblasts·	Il1b	Adrb2
55081	IM2	AT2	861	0.063158	0.059784	0.059784	IM2->AT2/8	Il1b	Il1r1
55082	IM1	AT2	861	0.234875	0.059784	0.059784	IM1->AT2/8	Il1b	Il1r1
55083	AM3	AT2	861	0.173745	0.059784	0.059784	AM3->AT2/	Il1b	Il1r1
55084	AM2	AT2	861	0.158351	0.059784	0.059784	AM2->AT2/	Il1b	Il1r1
55085	AM1	AT2	861	0.068493	0.059784	0.059784	AM1->AT2/	Il1b	Il1r1
55088	Fibroblasts	AT2	861	0.095238	0.059784	0.059784	Fibroblasts·	Il1b	Il1r1
55089	IM2	AT2_Retnla	861	0.063158	0.072539	0.063158	IM2->AT2_	Il1b	Il1r1
55090	IM1	AT2_Retnla	861	0.234875	0.072539	0.072539	IM1->AT2_	Il1b	Il1r1
55091	AM3	AT2_Retnla	861	0.173745	0.072539	0.072539	AM3->AT2_	Il1b	Il1r1
55092	AM2	AT2_Retnla	861	0.158351	0.072539	0.072539	AM2->AT2_	Il1b	Il1r1
55093	AM1	AT2_Retnla	861	0.068493	0.072539	0.068493	AM1->AT2_	Il1b	Il1r1
55096	Fibroblasts	AT2_Retnla	861	0.095238	0.072539	0.072539	Fibroblasts·	Il1b	Il1r1
55097	IM2	Fibroblasts	861	0.063158	0.32381	0.063158	IM2->Fibro	Il1b	Il1r1
55098	IM1	Fibroblasts	861	0.234875	0.32381	0.234875	IM1->Fibro	Il1b	Il1r1
55099	AM3	Fibroblasts	861	0.173745	0.32381	0.173745	AM3->Fibro	Il1b	Il1r1
55100	AM2	Fibroblasts	861	0.158351	0.32381	0.158351	AM2->Fibro	Il1b	Il1r1
55101	AM1	Fibroblasts	861	0.068493	0.32381	0.068493	AM1->Fibro	Il1b	Il1r1
55104	Fibroblasts	Fibroblasts	861	0.095238	0.32381	0.095238	Fibroblasts·	Il1b	Il1r1
55185	IM2	AM3	863	0.063158	0.158301	0.063158	IM2->AM3/	Il1b	Il1rap
55186	IM1	AM3	863	0.234875	0.158301	0.158301	IM1->AM3/	Il1b	Il1rap
55187	AM3	AM3	863	0.173745	0.158301	0.158301	AM3->AM3	Il1b	Il1rap
55188	AM2	AM3	863	0.158351	0.158301	0.158301	AM2->AM3	Il1b	Il1rap
55189	AM1	AM3	863	0.068493	0.158301	0.068493	AM1->AM3	Il1b	Il1rap
55192	Fibroblasts	AM3	863	0.095238	0.158301	0.095238	Fibroblasts·	Il1b	Il1rap
55193	IM2	AM2	863	0.063158	0.138829	0.063158	IM2->AM2/	Il1b	Il1rap
55194	IM1	AM2	863	0.234875	0.138829	0.138829	IM1->AM2/	Il1b	Il1rap
55195	AM3	AM2	863	0.173745	0.138829	0.138829	AM3->AM2	Il1b	Il1rap
55196	AM2	AM2	863	0.158351	0.138829	0.138829	AM2->AM2	Il1b	Il1rap
55197	AM1	AM2	863	0.068493	0.138829	0.068493	AM1->AM2	Il1b	Il1rap
55200	Fibroblasts	AM2	863	0.095238	0.138829	0.095238	Fibroblasts·	Il1b	Il1rap
55201	IM2	AM1	863	0.063158	0.084475	0.063158	IM2->AM1/	Il1b	Il1rap
55202	IM1	AM1	863	0.234875	0.084475	0.084475	IM1->AM1/	Il1b	Il1rap
55203	AM3	AM1	863	0.173745	0.084475	0.084475	AM3->AM1	Il1b	Il1rap
55204	AM2	AM1	863	0.158351	0.084475	0.084475	AM2->AM1	Il1b	Il1rap

55205	AM1	AM1	863	0.068493	0.084475	0.068493	AM1->AM1	Il1b	Il1rap
55208	Fibroblasts	AM1	863	0.095238	0.084475	0.084475	Fibroblasts-	Il1b	Il1rap
55225	IM2	Fibroblasts	863	0.063158	0.142857	0.063158	IM2->Fibro	Il1b	Il1rap
55226	IM1	Fibroblasts	863	0.234875	0.142857	0.142857	IM1->Fibro	Il1b	Il1rap
55227	AM3	Fibroblasts	863	0.173745	0.142857	0.142857	AM3->Fibro	Il1b	Il1rap
55228	AM2	Fibroblasts	863	0.158351	0.142857	0.142857	AM2->Fibro	Il1b	Il1rap
55229	AM1	Fibroblasts	863	0.068493	0.142857	0.068493	AM1->Fibro	Il1b	Il1rap
55232	Fibroblasts	Fibroblasts	863	0.095238	0.142857	0.095238	Fibroblasts-	Il1b	Il1rap
55275	AM3	AT2	864	0.432432	0.059784	0.059784	AM3->AT2/	Il1rn	Il1r1
55276	AM2	AT2	864	0.416486	0.059784	0.059784	AM2->AT2/	Il1rn	Il1r1
55277	AM1	AT2	864	0.466895	0.059784	0.059784	AM1->AT2/	Il1rn	Il1r1
55283	AM3	AT2_Retnla	864	0.432432	0.072539	0.072539	AM3->AT2_	Il1rn	Il1r1
55284	AM2	AT2_Retnla	864	0.416486	0.072539	0.072539	AM2->AT2_	Il1rn	Il1r1
55285	AM1	AT2_Retnla	864	0.466895	0.072539	0.072539	AM1->AT2_	Il1rn	Il1r1
55291	AM3	Fibroblasts	864	0.432432	0.32381	0.32381	AM3->Fibro	Il1rn	Il1r1
55292	AM2	Fibroblasts	864	0.416486	0.32381	0.32381	AM2->Fibro	Il1rn	Il1r1
55293	AM1	Fibroblasts	864	0.466895	0.32381	0.32381	AM1->Fibro	Il1rn	Il1r1
55371	AM3	IM1	866	0.432432	0.053381	0.053381	AM3->IM1/	Il1rn	Il1rl2
55372	AM2	IM1	866	0.416486	0.053381	0.053381	AM2->IM1/	Il1rn	Il1rl2
55373	AM1	IM1	866	0.466895	0.053381	0.053381	AM1->IM1/	Il1rn	Il1rl2
55379	AM3	AM3	866	0.432432	0.127413	0.127413	AM3->AM3	Il1rn	Il1rl2
55380	AM2	AM3	866	0.416486	0.127413	0.127413	AM2->AM3	Il1rn	Il1rl2
55381	AM1	AM3	866	0.466895	0.127413	0.127413	AM1->AM3	Il1rn	Il1rl2
55387	AM3	AM2	866	0.432432	0.112798	0.112798	AM3->AM2	Il1rn	Il1rl2
55388	AM2	AM2	866	0.416486	0.112798	0.112798	AM2->AM2	Il1rn	Il1rl2
55389	AM1	AM2	866	0.466895	0.112798	0.112798	AM1->AM2	Il1rn	Il1rl2
55395	AM3	AM1	866	0.432432	0.076484	0.076484	AM3->AM1	Il1rn	Il1rl2
55396	AM2	AM1	866	0.416486	0.076484	0.076484	AM2->AM1	Il1rn	Il1rl2
55397	AM1	AM1	866	0.466895	0.076484	0.076484	AM1->AM1	Il1rn	Il1rl2
55419	AM3	Fibroblasts	866	0.432432	0.066667	0.066667	AM3->Fibro	Il1rn	Il1rl2
55420	AM2	Fibroblasts	866	0.416486	0.066667	0.066667	AM2->Fibro	Il1rn	Il1rl2
55421	AM1	Fibroblasts	866	0.466895	0.066667	0.066667	AM1->Fibro	Il1rn	Il1rl2
55878	AT2	IM2	874	0.085506	0.968421	0.085506	AT2->IM2/	Il34	Csf1r
55879	AT2_Retnla	IM2	874	0.108808	0.968421	0.108808	AT2_Retnla	Il34	Csf1r
55886	AT2	IM1	874	0.085506	0.829181	0.085506	AT2->IM1/	Il34	Csf1r
55887	AT2_Retnla	IM1	874	0.108808	0.829181	0.108808	AT2_Retnla	Il34	Csf1r
55894	AT2	AM3	874	0.085506	0.486486	0.085506	AT2->AM3/	Il34	Csf1r
55895	AT2_Retnla	AM3	874	0.108808	0.486486	0.108808	AT2_Retnla	Il34	Csf1r
55902	AT2	AM2	874	0.085506	0.299349	0.085506	AT2->AM2/	Il34	Csf1r
55903	AT2_Retnla	AM2	874	0.108808	0.299349	0.108808	AT2_Retnla	Il34	Csf1r
55910	AT2	AM1	874	0.085506	0.288813	0.085506	AT2->AM1/	Il34	Csf1r
55911	AT2_Retnla	AM1	874	0.108808	0.288813	0.108808	AT2_Retnla	Il34	Csf1r
55918	AT2	AT2	874	0.085506	0.050052	0.050052	AT2->AT2/	Il34	Csf1r
55919	AT2_Retnla	AT2	874	0.108808	0.050052	0.050052	AT2_Retnla	Il34	Csf1r
55926	AT2	AT2_Retnla	874	0.085506	0.062176	0.062176	AT2->AT2_	Il34	Csf1r
55927	AT2_Retnla	AT2_Retnla	874	0.108808	0.062176	0.062176	AT2_Retnla	Il34	Csf1r
55934	AT2	Fibroblasts	874	0.085506	0.095238	0.085506	AT2->Fibro	Il34	Csf1r

55935	AT2_Retnla	Fibroblasts	874	0.108808	0.095238	0.095238	AT2_Retnla	Il34	Csf1r
57295	AT2_Retnla	IM1	896	0.082902	0.053381	0.053381	AT2_Retnla	Inhbb	Acvr1
57303	AT2_Retnla	AM3	896	0.082902	0.073359	0.073359	AT2_Retnla	Inhbb	Acvr1
57311	AT2_Retnla	AM2	896	0.082902	0.052061	0.052061	AT2_Retnla	Inhbb	Acvr1
57319	AT2_Retnla	AM1	896	0.082902	0.060502	0.060502	AT2_Retnla	Inhbb	Acvr1
57327	AT2_Retnla	AT2	896	0.082902	0.059089	0.059089	AT2_Retnla	Inhbb	Acvr1
57335	AT2_Retnla	AT2_Retnla	896	0.082902	0.056995	0.056995	AT2_Retnla	Inhbb	Acvr1
57343	AT2_Retnla	Fibroblasts	896	0.082902	0.142857	0.082902	AT2_Retnla	Inhbb	Acvr1
57367	AT2_Retnla	AM3	897	0.082902	0.104247	0.082902	AT2_Retnla	Inhbb	Acvr1b
57375	AT2_Retnla	AM2	897	0.082902	0.164859	0.082902	AT2_Retnla	Inhbb	Acvr1b
57383	AT2_Retnla	AM1	897	0.082902	0.171233	0.082902	AT2_Retnla	Inhbb	Acvr1b
57391	AT2_Retnla	AT2	897	0.082902	0.074383	0.074383	AT2_Retnla	Inhbb	Acvr1b
57399	AT2_Retnla	AT2_Retnla	897	0.082902	0.098446	0.082902	AT2_Retnla	Inhbb	Acvr1b
57407	AT2_Retnla	Fibroblasts	897	0.082902	0.095238	0.082902	AT2_Retnla	Inhbb	Acvr1b
57519	AT2_Retnla	AT2	899	0.082902	0.06187	0.06187	AT2_Retnla	Inhbb	Acvr2a
57527	AT2_Retnla	AT2_Retnla	899	0.082902	0.051813	0.051813	AT2_Retnla	Inhbb	Acvr2a
57535	AT2_Retnla	Fibroblasts	899	0.082902	0.07619	0.07619	AT2_Retnla	Inhbb	Acvr2a
57798	AT2	IM2	904	0.088286	0.326316	0.088286	AT2->IM2/S	Itgb3bp	Itgb5
57799	AT2_Retnla	IM2	904	0.134715	0.326316	0.134715	AT2_Retnla	Itgb3bp	Itgb5
57800	Fibroblasts	IM2	904	0.095238	0.326316	0.095238	Fibroblasts-	Itgb3bp	Itgb5
57806	AT2	IM1	904	0.088286	0.402135	0.088286	AT2->IM1/S	Itgb3bp	Itgb5
57807	AT2_Retnla	IM1	904	0.134715	0.402135	0.134715	AT2_Retnla	Itgb3bp	Itgb5
57808	Fibroblasts	IM1	904	0.095238	0.402135	0.095238	Fibroblasts-	Itgb3bp	Itgb5
57814	AT2	AM3	904	0.088286	0.316602	0.088286	AT2->AM3/	Itgb3bp	Itgb5
57815	AT2_Retnla	AM3	904	0.134715	0.316602	0.134715	AT2_Retnla	Itgb3bp	Itgb5
57816	Fibroblasts	AM3	904	0.095238	0.316602	0.095238	Fibroblasts-	Itgb3bp	Itgb5
57822	AT2	AM2	904	0.088286	0.266811	0.088286	AT2->AM2/	Itgb3bp	Itgb5
57823	AT2_Retnla	AM2	904	0.134715	0.266811	0.134715	AT2_Retnla	Itgb3bp	Itgb5
57824	Fibroblasts	AM2	904	0.095238	0.266811	0.095238	Fibroblasts-	Itgb3bp	Itgb5
57830	AT2	AM1	904	0.088286	0.245434	0.088286	AT2->AM1/	Itgb3bp	Itgb5
57831	AT2_Retnla	AM1	904	0.134715	0.245434	0.134715	AT2_Retnla	Itgb3bp	Itgb5
57832	Fibroblasts	AM1	904	0.095238	0.245434	0.095238	Fibroblasts-	Itgb3bp	Itgb5
57854	AT2	Fibroblasts	904	0.088286	0.285714	0.088286	AT2->Fibrol	Itgb3bp	Itgb5
57855	AT2_Retnla	Fibroblasts	904	0.134715	0.285714	0.134715	AT2_Retnla	Itgb3bp	Itgb5
57856	Fibroblasts	Fibroblasts	904	0.095238	0.285714	0.095238	Fibroblasts-	Itgb3bp	Itgb5
57923	AM3	IM2	906	0.057915	0.089474	0.057915	AM3->IM2/	Jag1	Notch1
57926	AT2	IM2	906	0.11366	0.089474	0.089474	AT2->IM2/S	Jag1	Notch1
57927	AT2_Retnla	IM2	906	0.108808	0.089474	0.089474	AT2_Retnla	Jag1	Notch1
57931	AM3	IM1	906	0.057915	0.099644	0.057915	AM3->IM1/	Jag1	Notch1
57934	AT2	IM1	906	0.11366	0.099644	0.099644	AT2->IM1/S	Jag1	Notch1
57935	AT2_Retnla	IM1	906	0.108808	0.099644	0.099644	AT2_Retnla	Jag1	Notch1
57939	AM3	AM3	906	0.057915	0.166023	0.057915	AM3->AM3	Jag1	Notch1
57942	AT2	AM3	906	0.11366	0.166023	0.11366	AT2->AM3/	Jag1	Notch1
57943	AT2_Retnla	AM3	906	0.108808	0.166023	0.108808	AT2_Retnla	Jag1	Notch1
57947	AM3	AM2	906	0.057915	0.140998	0.057915	AM3->AM2	Jag1	Notch1
57950	AT2	AM2	906	0.11366	0.140998	0.11366	AT2->AM2/	Jag1	Notch1
57951	AT2_Retnla	AM2	906	0.108808	0.140998	0.108808	AT2_Retnla	Jag1	Notch1

57955	AM3	AM1	906	0.057915	0.165525	0.057915	AM3->AM1	Jag1	Notch1
57958	AT2	AM1	906	0.11366	0.165525	0.11366	AT2->AM1/	Jag1	Notch1
57959	AT2_Retnla	AM1	906	0.108808	0.165525	0.108808	AT2_Retnla	Jag1	Notch1
57963	AM3	AT2	906	0.057915	0.108446	0.057915	AM3->AT2/	Jag1	Notch1
57966	AT2	AT2	906	0.11366	0.108446	0.108446	AT2->AT2/	Jag1	Notch1
57967	AT2_Retnla	AT2	906	0.108808	0.108446	0.108446	AT2_Retnla	Jag1	Notch1
57971	AM3	AT2_Retnla	906	0.057915	0.145078	0.057915	AM3->AT2_	Jag1	Notch1
57974	AT2	AT2_Retnla	906	0.11366	0.145078	0.11366	AT2->AT2_	Jag1	Notch1
57975	AT2_Retnla	AT2_Retnla	906	0.108808	0.145078	0.108808	AT2_Retnla	Jag1	Notch1
57979	AM3	Fibroblasts	906	0.057915	0.095238	0.057915	AM3->Fibr	Jag1	Notch1
57982	AT2	Fibroblasts	906	0.11366	0.095238	0.095238	AT2->Fibro	Jag1	Notch1
57983	AT2_Retnla	Fibroblasts	906	0.108808	0.095238	0.095238	AT2_Retnla	Jag1	Notch1
58305	IM2	IM2	912	0.184211	0.078947	0.078947	IM2->IM2/	Kitl	Epor
58307	AM3	IM2	912	0.054054	0.078947	0.054054	AM3->IM2/	Kitl	Epor
58312	Fibroblasts	IM2	912	0.152381	0.078947	0.078947	Fibroblasts-	Kitl	Epor
58555	AM3	Fibroblasts	915	0.073359	0.180952	0.073359	AM3->Fibr	L1cam	Egfr
58556	AM2	Fibroblasts	915	0.084599	0.180952	0.084599	AM2->Fibr	L1cam	Egfr
58557	AM1	Fibroblasts	915	0.14726	0.180952	0.14726	AM1->Fibr	L1cam	Egfr
58667	AM3	AT2	917	0.073359	0.074731	0.073359	AM3->AT2/	L1cam	Erbb2
58668	AM2	AT2	917	0.084599	0.074731	0.074731	AM2->AT2/	L1cam	Erbb2
58669	AM1	AT2	917	0.14726	0.074731	0.074731	AM1->AT2/	L1cam	Erbb2
58675	AM3	AT2_Retnla	917	0.073359	0.103627	0.073359	AM3->AT2_	L1cam	Erbb2
58676	AM2	AT2_Retnla	917	0.084599	0.103627	0.084599	AM2->AT2_	L1cam	Erbb2
58677	AM1	AT2_Retnla	917	0.14726	0.103627	0.103627	AM1->AT2_	L1cam	Erbb2
58731	AM3	AT2	918	0.073359	0.206813	0.073359	AM3->AT2/	L1cam	Erbb3
58732	AM2	AT2	918	0.084599	0.206813	0.084599	AM2->AT2/	L1cam	Erbb3
58733	AM1	AT2	918	0.14726	0.206813	0.14726	AM1->AT2/	L1cam	Erbb3
58739	AM3	AT2_Retnla	918	0.073359	0.227979	0.073359	AM3->AT2_	L1cam	Erbb3
58740	AM2	AT2_Retnla	918	0.084599	0.227979	0.084599	AM2->AT2_	L1cam	Erbb3
58741	AM1	AT2_Retnla	918	0.14726	0.227979	0.14726	AM1->AT2_	L1cam	Erbb3
58795	AM3	AT2	919	0.073359	0.620438	0.073359	AM3->AT2/	L1cam	Fgfr2
58796	AM2	AT2	919	0.084599	0.620438	0.084599	AM2->AT2/	L1cam	Fgfr2
58797	AM1	AT2	919	0.14726	0.620438	0.14726	AM1->AT2/	L1cam	Fgfr2
58803	AM3	AT2_Retnla	919	0.073359	0.606218	0.073359	AM3->AT2_	L1cam	Fgfr2
58804	AM2	AT2_Retnla	919	0.084599	0.606218	0.084599	AM2->AT2_	L1cam	Fgfr2
58805	AM1	AT2_Retnla	919	0.14726	0.606218	0.14726	AM1->AT2_	L1cam	Fgfr2
58827	AM3	IM1	920	0.073359	0.088968	0.073359	AM3->IM1/	L1cam	Itga5
58828	AM2	IM1	920	0.084599	0.088968	0.084599	AM2->IM1/	L1cam	Itga5
58829	AM1	IM1	920	0.14726	0.088968	0.088968	AM1->IM1/	L1cam	Itga5
58835	AM3	AM3	920	0.073359	0.23166	0.073359	AM3->AM3	L1cam	Itga5
58836	AM2	AM3	920	0.084599	0.23166	0.084599	AM2->AM3	L1cam	Itga5
58837	AM1	AM3	920	0.14726	0.23166	0.14726	AM1->AM3	L1cam	Itga5
58843	AM3	AM2	920	0.073359	0.18872	0.073359	AM3->AM2	L1cam	Itga5
58844	AM2	AM2	920	0.084599	0.18872	0.084599	AM2->AM2	L1cam	Itga5
58845	AM1	AM2	920	0.14726	0.18872	0.14726	AM1->AM2	L1cam	Itga5
58851	AM3	AM1	920	0.073359	0.134703	0.073359	AM3->AM1	L1cam	Itga5
58852	AM2	AM1	920	0.084599	0.134703	0.084599	AM2->AM1	L1cam	Itga5

58853	AM1	AM1	920	0.14726	0.134703	0.134703	AM1->AM1	L1cam	Itga5
58875	AM3	Fibroblasts	920	0.073359	0.095238	0.073359	AM3->Fibro	L1cam	Itga5
58876	AM2	Fibroblasts	920	0.084599	0.095238	0.084599	AM2->Fibro	L1cam	Itga5
58877	AM1	Fibroblasts	920	0.14726	0.095238	0.095238	AM1->Fibro	L1cam	Itga5
58883	AM3	IM2	921	0.073359	0.094737	0.073359	AM3->IM2,	L1cam	Itgav
58884	AM2	IM2	921	0.084599	0.094737	0.084599	AM2->IM2,	L1cam	Itgav
58885	AM1	IM2	921	0.14726	0.094737	0.094737	AM1->IM2,	L1cam	Itgav
58891	AM3	IM1	921	0.073359	0.199288	0.073359	AM3->IM1,	L1cam	Itgav
58892	AM2	IM1	921	0.084599	0.199288	0.084599	AM2->IM1,	L1cam	Itgav
58893	AM1	IM1	921	0.14726	0.199288	0.14726	AM1->IM1,	L1cam	Itgav
58899	AM3	AM3	921	0.073359	0.208494	0.073359	AM3->AM3	L1cam	Itgav
58900	AM2	AM3	921	0.084599	0.208494	0.084599	AM2->AM3	L1cam	Itgav
58901	AM1	AM3	921	0.14726	0.208494	0.14726	AM1->AM3	L1cam	Itgav
58907	AM3	AM2	921	0.073359	0.112798	0.073359	AM3->AM2	L1cam	Itgav
58908	AM2	AM2	921	0.084599	0.112798	0.084599	AM2->AM2	L1cam	Itgav
58909	AM1	AM2	921	0.14726	0.112798	0.112798	AM1->AM2	L1cam	Itgav
58915	AM3	AM1	921	0.073359	0.101598	0.073359	AM3->AM1	L1cam	Itgav
58916	AM2	AM1	921	0.084599	0.101598	0.084599	AM2->AM1	L1cam	Itgav
58917	AM1	AM1	921	0.14726	0.101598	0.101598	AM1->AM1	L1cam	Itgav
58923	AM3	AT2	921	0.073359	0.14251	0.073359	AM3->AT2,	L1cam	Itgav
58924	AM2	AT2	921	0.084599	0.14251	0.084599	AM2->AT2,	L1cam	Itgav
58925	AM1	AT2	921	0.14726	0.14251	0.14251	AM1->AT2,	L1cam	Itgav
58931	AM3	AT2_Retnla	921	0.073359	0.170984	0.073359	AM3->AT2_	L1cam	Itgav
58932	AM2	AT2_Retnla	921	0.084599	0.170984	0.084599	AM2->AT2_	L1cam	Itgav
58933	AM1	AT2_Retnla	921	0.14726	0.170984	0.14726	AM1->AT2_	L1cam	Itgav
58939	AM3	Fibroblasts	921	0.073359	0.180952	0.073359	AM3->Fibro	L1cam	Itgav
58940	AM2	Fibroblasts	921	0.084599	0.180952	0.084599	AM2->Fibro	L1cam	Itgav
58941	AM1	Fibroblasts	921	0.14726	0.180952	0.14726	AM1->Fibro	L1cam	Itgav
60016	Fibroblasts	AT2	938	0.304762	0.105666	0.105666	Fibroblasts·	Lama2	Itga3
60024	Fibroblasts	AT2_Retnla	938	0.304762	0.145078	0.145078	Fibroblasts·	Lama2	Itga3
60040	Fibroblasts	IM2	939	0.304762	0.084211	0.084211	Fibroblasts·	Lama2	Itga6
60048	Fibroblasts	IM1	939	0.304762	0.181495	0.181495	Fibroblasts·	Lama2	Itga6
60056	Fibroblasts	AM3	939	0.304762	0.088803	0.088803	Fibroblasts·	Lama2	Itga6
60064	Fibroblasts	AM2	939	0.304762	0.058568	0.058568	Fibroblasts·	Lama2	Itga6
60072	Fibroblasts	AM1	939	0.304762	0.059361	0.059361	Fibroblasts·	Lama2	Itga6
60080	Fibroblasts	AT2	939	0.304762	0.12513	0.12513	Fibroblasts·	Lama2	Itga6
60088	Fibroblasts	AT2_Retnla	939	0.304762	0.165803	0.165803	Fibroblasts·	Lama2	Itga6
60144	Fibroblasts	AT2	940	0.304762	0.100452	0.100452	Fibroblasts·	Lama2	Itga7
60152	Fibroblasts	AT2_Retnla	940	0.304762	0.248705	0.248705	Fibroblasts·	Lama2	Itga7
60168	Fibroblasts	IM2	941	0.304762	0.321053	0.304762	Fibroblasts·	Lama2	Itgb1
60176	Fibroblasts	IM1	941	0.304762	0.377224	0.304762	Fibroblasts·	Lama2	Itgb1
60184	Fibroblasts	AM3	941	0.304762	0.633205	0.304762	Fibroblasts·	Lama2	Itgb1
60192	Fibroblasts	AM2	941	0.304762	0.572668	0.304762	Fibroblasts·	Lama2	Itgb1
60200	Fibroblasts	AM1	941	0.304762	0.509132	0.304762	Fibroblasts·	Lama2	Itgb1
60208	Fibroblasts	AT2	941	0.304762	0.421967	0.304762	Fibroblasts·	Lama2	Itgb1
60216	Fibroblasts	AT2_Retnla	941	0.304762	0.430052	0.304762	Fibroblasts·	Lama2	Itgb1
60224	Fibroblasts	Fibroblasts	941	0.304762	0.666667	0.304762	Fibroblasts·	Lama2	Itgb1

60296	Fibroblasts	IM2	943	0.304762	0.957895	0.304762	Fibroblasts·	Lama2	Rpsa
60304	Fibroblasts	IM1	943	0.304762	0.992883	0.304762	Fibroblasts·	Lama2	Rpsa
60312	Fibroblasts	AM3	943	0.304762	0.992278	0.304762	Fibroblasts·	Lama2	Rpsa
60320	Fibroblasts	AM2	943	0.304762	0.982646	0.304762	Fibroblasts·	Lama2	Rpsa
60328	Fibroblasts	AM1	943	0.304762	0.995434	0.304762	Fibroblasts·	Lama2	Rpsa
60336	Fibroblasts	AT2	943	0.304762	0.978102	0.304762	Fibroblasts·	Lama2	Rpsa
60344	Fibroblasts	AT2_Retnla	943	0.304762	0.979275	0.304762	Fibroblasts·	Lama2	Rpsa
60352	Fibroblasts	Fibroblasts	943	0.304762	0.961905	0.304762	Fibroblasts·	Lama2	Rpsa
60464	Fibroblasts	AT2	945	0.438095	0.105666	0.105666	Fibroblasts·	Lama4	Itga3
60472	Fibroblasts	AT2_Retnla	945	0.438095	0.145078	0.145078	Fibroblasts·	Lama4	Itga3
60488	Fibroblasts	IM2	946	0.438095	0.084211	0.084211	Fibroblasts·	Lama4	Itga6
60496	Fibroblasts	IM1	946	0.438095	0.181495	0.181495	Fibroblasts·	Lama4	Itga6
60504	Fibroblasts	AM3	946	0.438095	0.088803	0.088803	Fibroblasts·	Lama4	Itga6
60512	Fibroblasts	AM2	946	0.438095	0.058568	0.058568	Fibroblasts·	Lama4	Itga6
60520	Fibroblasts	AM1	946	0.438095	0.059361	0.059361	Fibroblasts·	Lama4	Itga6
60528	Fibroblasts	AT2	946	0.438095	0.12513	0.12513	Fibroblasts·	Lama4	Itga6
60536	Fibroblasts	AT2_Retnla	946	0.438095	0.165803	0.165803	Fibroblasts·	Lama4	Itga6
60552	Fibroblasts	IM2	947	0.438095	0.094737	0.094737	Fibroblasts·	Lama4	Itgav
60560	Fibroblasts	IM1	947	0.438095	0.199288	0.199288	Fibroblasts·	Lama4	Itgav
60568	Fibroblasts	AM3	947	0.438095	0.208494	0.208494	Fibroblasts·	Lama4	Itgav
60576	Fibroblasts	AM2	947	0.438095	0.112798	0.112798	Fibroblasts·	Lama4	Itgav
60584	Fibroblasts	AM1	947	0.438095	0.101598	0.101598	Fibroblasts·	Lama4	Itgav
60592	Fibroblasts	AT2	947	0.438095	0.14251	0.14251	Fibroblasts·	Lama4	Itgav
60600	Fibroblasts	AT2_Retnla	947	0.438095	0.170984	0.170984	Fibroblasts·	Lama4	Itgav
60608	Fibroblasts	Fibroblasts	947	0.438095	0.180952	0.180952	Fibroblasts·	Lama4	Itgav
60616	Fibroblasts	IM2	948	0.438095	0.321053	0.321053	Fibroblasts·	Lama4	Itgb1
60624	Fibroblasts	IM1	948	0.438095	0.377224	0.377224	Fibroblasts·	Lama4	Itgb1
60632	Fibroblasts	AM3	948	0.438095	0.633205	0.438095	Fibroblasts·	Lama4	Itgb1
60640	Fibroblasts	AM2	948	0.438095	0.572668	0.438095	Fibroblasts·	Lama4	Itgb1
60648	Fibroblasts	AM1	948	0.438095	0.509132	0.438095	Fibroblasts·	Lama4	Itgb1
60656	Fibroblasts	AT2	948	0.438095	0.421967	0.421967	Fibroblasts·	Lama4	Itgb1
60664	Fibroblasts	AT2_Retnla	948	0.438095	0.430052	0.430052	Fibroblasts·	Lama4	Itgb1
60672	Fibroblasts	Fibroblasts	948	0.438095	0.666667	0.438095	Fibroblasts·	Lama4	Itgb1
60694	AT2	AM3	949	0.10358	0.096525	0.096525	AT2->AM3/	Lama5	Bcam
60695	AT2_Retnla	AM3	949	0.165803	0.096525	0.096525	AT2_Retnla	Lama5	Bcam
60718	AT2	AT2	949	0.10358	0.587765	0.10358	AT2->AT2/S	Lama5	Bcam
60719	AT2_Retnla	AT2	949	0.165803	0.587765	0.165803	AT2_Retnla	Lama5	Bcam
60726	AT2	AT2_Retnla	949	0.10358	0.642487	0.10358	AT2->AT2_I	Lama5	Bcam
60727	AT2_Retnla	AT2_Retnla	949	0.165803	0.642487	0.165803	AT2_Retnla	Lama5	Bcam
60846	AT2	AT2	951	0.10358	0.105666	0.10358	AT2->AT2/S	Lama5	Itga3
60847	AT2_Retnla	AT2	951	0.165803	0.105666	0.105666	AT2_Retnla	Lama5	Itga3
60854	AT2	AT2_Retnla	951	0.10358	0.145078	0.10358	AT2->AT2_I	Lama5	Itga3
60855	AT2_Retnla	AT2_Retnla	951	0.165803	0.145078	0.145078	AT2_Retnla	Lama5	Itga3
60870	AT2	IM2	952	0.10358	0.084211	0.084211	AT2->IM2/S	Lama5	Itga6
60871	AT2_Retnla	IM2	952	0.165803	0.084211	0.084211	AT2_Retnla	Lama5	Itga6
60878	AT2	IM1	952	0.10358	0.181495	0.10358	AT2->IM1/S	Lama5	Itga6
60879	AT2_Retnla	IM1	952	0.165803	0.181495	0.165803	AT2_Retnla	Lama5	Itga6

60886	AT2	AM3	952	0.10358	0.088803	0.088803	AT2->AM3/	Lama5	Itga6
60887	AT2_Retnla	AM3	952	0.165803	0.088803	0.088803	AT2_Retnla	Lama5	Itga6
60894	AT2	AM2	952	0.10358	0.058568	0.058568	AT2->AM2/	Lama5	Itga6
60895	AT2_Retnla	AM2	952	0.165803	0.058568	0.058568	AT2_Retnla	Lama5	Itga6
60902	AT2	AM1	952	0.10358	0.059361	0.059361	AT2->AM1/	Lama5	Itga6
60903	AT2_Retnla	AM1	952	0.165803	0.059361	0.059361	AT2_Retnla	Lama5	Itga6
60910	AT2	AT2	952	0.10358	0.12513	0.10358	AT2->AT2/	Lama5	Itga6
60911	AT2_Retnla	AT2	952	0.165803	0.12513	0.12513	AT2_Retnla	Lama5	Itga6
60918	AT2	AT2_Retnla	952	0.10358	0.165803	0.10358	AT2->AT2_	Lama5	Itga6
60919	AT2_Retnla	AT2_Retnla	952	0.165803	0.165803	0.165803	AT2_Retnla	Lama5	Itga6
60934	AT2	IM2	953	0.10358	0.321053	0.10358	AT2->IM2/	Lama5	Itgb1
60935	AT2_Retnla	IM2	953	0.165803	0.321053	0.165803	AT2_Retnla	Lama5	Itgb1
60942	AT2	IM1	953	0.10358	0.377224	0.10358	AT2->IM1/	Lama5	Itgb1
60943	AT2_Retnla	IM1	953	0.165803	0.377224	0.165803	AT2_Retnla	Lama5	Itgb1
60950	AT2	AM3	953	0.10358	0.633205	0.10358	AT2->AM3/	Lama5	Itgb1
60951	AT2_Retnla	AM3	953	0.165803	0.633205	0.165803	AT2_Retnla	Lama5	Itgb1
60958	AT2	AM2	953	0.10358	0.572668	0.10358	AT2->AM2/	Lama5	Itgb1
60959	AT2_Retnla	AM2	953	0.165803	0.572668	0.165803	AT2_Retnla	Lama5	Itgb1
60966	AT2	AM1	953	0.10358	0.509132	0.10358	AT2->AM1/	Lama5	Itgb1
60967	AT2_Retnla	AM1	953	0.165803	0.509132	0.165803	AT2_Retnla	Lama5	Itgb1
60974	AT2	AT2	953	0.10358	0.421967	0.10358	AT2->AT2/	Lama5	Itgb1
60975	AT2_Retnla	AT2	953	0.165803	0.421967	0.165803	AT2_Retnla	Lama5	Itgb1
60982	AT2	AT2_Retnla	953	0.10358	0.430052	0.10358	AT2->AT2_	Lama5	Itgb1
60983	AT2_Retnla	AT2_Retnla	953	0.165803	0.430052	0.165803	AT2_Retnla	Lama5	Itgb1
60990	AT2	Fibroblasts	953	0.10358	0.666667	0.10358	AT2->Fibro	Lama5	Itgb1
60991	AT2_Retnla	Fibroblasts	953	0.165803	0.666667	0.165803	AT2_Retnla	Lama5	Itgb1
61078	AT2	AM3	955	0.10358	0.069498	0.069498	AT2->AM3/	Lama5	Sdc1
61079	AT2_Retnla	AM3	955	0.165803	0.069498	0.069498	AT2_Retnla	Lama5	Sdc1
61102	AT2	AT2	955	0.10358	0.728537	0.10358	AT2->AT2/	Lama5	Sdc1
61103	AT2_Retnla	AT2	955	0.165803	0.728537	0.165803	AT2_Retnla	Lama5	Sdc1
61110	AT2	AT2_Retnla	955	0.10358	0.787565	0.10358	AT2->AT2_	Lama5	Sdc1
61111	AT2_Retnla	AT2_Retnla	955	0.165803	0.787565	0.165803	AT2_Retnla	Lama5	Sdc1
61118	AT2	Fibroblasts	955	0.10358	0.07619	0.07619	AT2->Fibro	Lama5	Sdc1
61119	AT2_Retnla	Fibroblasts	955	0.165803	0.07619	0.07619	AT2_Retnla	Lama5	Sdc1
61296	Fibroblasts	AT2	958	0.514286	0.105666	0.105666	Fibroblasts-	Lamb1	Itga3
61304	Fibroblasts	AT2_Retnla	958	0.514286	0.145078	0.145078	Fibroblasts-	Lamb1	Itga3
61320	Fibroblasts	IM2	959	0.514286	0.084211	0.084211	Fibroblasts-	Lamb1	Itga6
61328	Fibroblasts	IM1	959	0.514286	0.181495	0.181495	Fibroblasts-	Lamb1	Itga6
61336	Fibroblasts	AM3	959	0.514286	0.088803	0.088803	Fibroblasts-	Lamb1	Itga6
61344	Fibroblasts	AM2	959	0.514286	0.058568	0.058568	Fibroblasts-	Lamb1	Itga6
61352	Fibroblasts	AM1	959	0.514286	0.059361	0.059361	Fibroblasts-	Lamb1	Itga6
61360	Fibroblasts	AT2	959	0.514286	0.12513	0.12513	Fibroblasts-	Lamb1	Itga6
61368	Fibroblasts	AT2_Retnla	959	0.514286	0.165803	0.165803	Fibroblasts-	Lamb1	Itga6
61424	Fibroblasts	AT2	960	0.514286	0.100452	0.100452	Fibroblasts-	Lamb1	Itga7
61432	Fibroblasts	AT2_Retnla	960	0.514286	0.248705	0.248705	Fibroblasts-	Lamb1	Itga7
61448	Fibroblasts	IM2	961	0.514286	0.094737	0.094737	Fibroblasts-	Lamb1	Itgav
61456	Fibroblasts	IM1	961	0.514286	0.199288	0.199288	Fibroblasts-	Lamb1	Itgav

61464	Fibroblasts	AM3	961	0.514286	0.208494	0.208494	Fibroblasts·	Lamb1	Itgav
61472	Fibroblasts	AM2	961	0.514286	0.112798	0.112798	Fibroblasts·	Lamb1	Itgav
61480	Fibroblasts	AM1	961	0.514286	0.101598	0.101598	Fibroblasts·	Lamb1	Itgav
61488	Fibroblasts	AT2	961	0.514286	0.14251	0.14251	Fibroblasts·	Lamb1	Itgav
61496	Fibroblasts	AT2_Retnla	961	0.514286	0.170984	0.170984	Fibroblasts·	Lamb1	Itgav
61504	Fibroblasts	Fibroblasts	961	0.514286	0.180952	0.180952	Fibroblasts·	Lamb1	Itgav
61512	Fibroblasts	IM2	962	0.514286	0.321053	0.321053	Fibroblasts·	Lamb1	Itgb1
61520	Fibroblasts	IM1	962	0.514286	0.377224	0.377224	Fibroblasts·	Lamb1	Itgb1
61528	Fibroblasts	AM3	962	0.514286	0.633205	0.514286	Fibroblasts·	Lamb1	Itgb1
61536	Fibroblasts	AM2	962	0.514286	0.572668	0.514286	Fibroblasts·	Lamb1	Itgb1
61544	Fibroblasts	AM1	962	0.514286	0.509132	0.509132	Fibroblasts·	Lamb1	Itgb1
61552	Fibroblasts	AT2	962	0.514286	0.421967	0.421967	Fibroblasts·	Lamb1	Itgb1
61560	Fibroblasts	AT2_Retnla	962	0.514286	0.430052	0.430052	Fibroblasts·	Lamb1	Itgb1
61568	Fibroblasts	Fibroblasts	962	0.514286	0.666667	0.514286	Fibroblasts·	Lamb1	Itgb1
61638	AT2	IM2	964	0.160932	0.957895	0.160932	AT2->IM2/	Lamb2	Rpsa
61639	AT2_Retnla	IM2	964	0.165803	0.957895	0.165803	AT2_Retnla	Lamb2	Rpsa
61640	Fibroblasts	IM2	964	0.314286	0.957895	0.314286	Fibroblasts·	Lamb2	Rpsa
61646	AT2	IM1	964	0.160932	0.992883	0.160932	AT2->IM1/	Lamb2	Rpsa
61647	AT2_Retnla	IM1	964	0.165803	0.992883	0.165803	AT2_Retnla	Lamb2	Rpsa
61648	Fibroblasts	IM1	964	0.314286	0.992883	0.314286	Fibroblasts·	Lamb2	Rpsa
61654	AT2	AM3	964	0.160932	0.992278	0.160932	AT2->AM3/	Lamb2	Rpsa
61655	AT2_Retnla	AM3	964	0.165803	0.992278	0.165803	AT2_Retnla	Lamb2	Rpsa
61656	Fibroblasts	AM3	964	0.314286	0.992278	0.314286	Fibroblasts·	Lamb2	Rpsa
61662	AT2	AM2	964	0.160932	0.982646	0.160932	AT2->AM2/	Lamb2	Rpsa
61663	AT2_Retnla	AM2	964	0.165803	0.982646	0.165803	AT2_Retnla	Lamb2	Rpsa
61664	Fibroblasts	AM2	964	0.314286	0.982646	0.314286	Fibroblasts·	Lamb2	Rpsa
61670	AT2	AM1	964	0.160932	0.995434	0.160932	AT2->AM1/	Lamb2	Rpsa
61671	AT2_Retnla	AM1	964	0.165803	0.995434	0.165803	AT2_Retnla	Lamb2	Rpsa
61672	Fibroblasts	AM1	964	0.314286	0.995434	0.314286	Fibroblasts·	Lamb2	Rpsa
61678	AT2	AT2	964	0.160932	0.978102	0.160932	AT2->AT2/	Lamb2	Rpsa
61679	AT2_Retnla	AT2	964	0.165803	0.978102	0.165803	AT2_Retnla	Lamb2	Rpsa
61680	Fibroblasts	AT2	964	0.314286	0.978102	0.314286	Fibroblasts·	Lamb2	Rpsa
61686	AT2	AT2_Retnla	964	0.160932	0.979275	0.160932	AT2->AT2_	Lamb2	Rpsa
61687	AT2_Retnla	AT2_Retnla	964	0.165803	0.979275	0.165803	AT2_Retnla	Lamb2	Rpsa
61688	Fibroblasts	AT2_Retnla	964	0.314286	0.979275	0.314286	Fibroblasts·	Lamb2	Rpsa
61694	AT2	Fibroblasts	964	0.160932	0.961905	0.160932	AT2->Fibro	Lamb2	Rpsa
61695	AT2_Retnla	Fibroblasts	964	0.165803	0.961905	0.165803	AT2_Retnla	Lamb2	Rpsa
61696	Fibroblasts	Fibroblasts	964	0.314286	0.961905	0.314286	Fibroblasts·	Lamb2	Rpsa
61702	AT2	IM2	965	0.199166	0.126316	0.126316	AT2->IM2/	Lamb3	Cd151
61703	AT2_Retnla	IM2	965	0.284974	0.126316	0.126316	AT2_Retnla	Lamb3	Cd151
61710	AT2	IM1	965	0.199166	0.153025	0.153025	AT2->IM1/	Lamb3	Cd151
61711	AT2_Retnla	IM1	965	0.284974	0.153025	0.153025	AT2_Retnla	Lamb3	Cd151
61718	AT2	AM3	965	0.199166	0.204633	0.199166	AT2->AM3/	Lamb3	Cd151
61719	AT2_Retnla	AM3	965	0.284974	0.204633	0.204633	AT2_Retnla	Lamb3	Cd151
61726	AT2	AM2	965	0.199166	0.147505	0.147505	AT2->AM2/	Lamb3	Cd151
61727	AT2_Retnla	AM2	965	0.284974	0.147505	0.147505	AT2_Retnla	Lamb3	Cd151
61734	AT2	AM1	965	0.199166	0.151826	0.151826	AT2->AM1/	Lamb3	Cd151

61735	AT2_Retnla	AM1	965	0.284974	0.151826	0.151826	AT2_Retnla	Lamb3	Cd151
61742	AT2	AT2	965	0.199166	0.209593	0.199166	AT2->AT2/S	Lamb3	Cd151
61743	AT2_Retnla	AT2	965	0.284974	0.209593	0.209593	AT2_Retnla	Lamb3	Cd151
61750	AT2	AT2_Retnla	965	0.199166	0.217617	0.199166	AT2->AT2_I	Lamb3	Cd151
61751	AT2_Retnla	AT2_Retnla	965	0.284974	0.217617	0.217617	AT2_Retnla	Lamb3	Cd151
61758	AT2	Fibroblasts	965	0.199166	0.428571	0.199166	AT2->Fibrol	Lamb3	Cd151
61759	AT2_Retnla	Fibroblasts	965	0.284974	0.428571	0.284974	AT2_Retnla	Lamb3	Cd151
61934	AT2	AT2	968	0.199166	0.105666	0.105666	AT2->AT2/S	Lamb3	Itga3
61935	AT2_Retnla	AT2	968	0.284974	0.105666	0.105666	AT2_Retnla	Lamb3	Itga3
61942	AT2	AT2_Retnla	968	0.199166	0.145078	0.145078	AT2->AT2_I	Lamb3	Itga3
61943	AT2_Retnla	AT2_Retnla	968	0.284974	0.145078	0.145078	AT2_Retnla	Lamb3	Itga3
61958	AT2	IM2	969	0.199166	0.084211	0.084211	AT2->IM2/S	Lamb3	Itga6
61959	AT2_Retnla	IM2	969	0.284974	0.084211	0.084211	AT2_Retnla	Lamb3	Itga6
61966	AT2	IM1	969	0.199166	0.181495	0.181495	AT2->IM1/S	Lamb3	Itga6
61967	AT2_Retnla	IM1	969	0.284974	0.181495	0.181495	AT2_Retnla	Lamb3	Itga6
61974	AT2	AM3	969	0.199166	0.088803	0.088803	AT2->AM3/	Lamb3	Itga6
61975	AT2_Retnla	AM3	969	0.284974	0.088803	0.088803	AT2_Retnla	Lamb3	Itga6
61982	AT2	AM2	969	0.199166	0.058568	0.058568	AT2->AM2/	Lamb3	Itga6
61983	AT2_Retnla	AM2	969	0.284974	0.058568	0.058568	AT2_Retnla	Lamb3	Itga6
61990	AT2	AM1	969	0.199166	0.059361	0.059361	AT2->AM1/	Lamb3	Itga6
61991	AT2_Retnla	AM1	969	0.284974	0.059361	0.059361	AT2_Retnla	Lamb3	Itga6
61998	AT2	AT2	969	0.199166	0.12513	0.12513	AT2->AT2/S	Lamb3	Itga6
61999	AT2_Retnla	AT2	969	0.284974	0.12513	0.12513	AT2_Retnla	Lamb3	Itga6
62006	AT2	AT2_Retnla	969	0.199166	0.165803	0.165803	AT2->AT2_I	Lamb3	Itga6
62007	AT2_Retnla	AT2_Retnla	969	0.284974	0.165803	0.165803	AT2_Retnla	Lamb3	Itga6
62022	AT2	IM2	970	0.199166	0.321053	0.199166	AT2->IM2/S	Lamb3	Itgb1
62023	AT2_Retnla	IM2	970	0.284974	0.321053	0.284974	AT2_Retnla	Lamb3	Itgb1
62030	AT2	IM1	970	0.199166	0.377224	0.199166	AT2->IM1/S	Lamb3	Itgb1
62031	AT2_Retnla	IM1	970	0.284974	0.377224	0.284974	AT2_Retnla	Lamb3	Itgb1
62038	AT2	AM3	970	0.199166	0.633205	0.199166	AT2->AM3/	Lamb3	Itgb1
62039	AT2_Retnla	AM3	970	0.284974	0.633205	0.284974	AT2_Retnla	Lamb3	Itgb1
62046	AT2	AM2	970	0.199166	0.572668	0.199166	AT2->AM2/	Lamb3	Itgb1
62047	AT2_Retnla	AM2	970	0.284974	0.572668	0.284974	AT2_Retnla	Lamb3	Itgb1
62054	AT2	AM1	970	0.199166	0.509132	0.199166	AT2->AM1/	Lamb3	Itgb1
62055	AT2_Retnla	AM1	970	0.284974	0.509132	0.284974	AT2_Retnla	Lamb3	Itgb1
62062	AT2	AT2	970	0.199166	0.421967	0.199166	AT2->AT2/S	Lamb3	Itgb1
62063	AT2_Retnla	AT2	970	0.284974	0.421967	0.284974	AT2_Retnla	Lamb3	Itgb1
62070	AT2	AT2_Retnla	970	0.199166	0.430052	0.199166	AT2->AT2_I	Lamb3	Itgb1
62071	AT2_Retnla	AT2_Retnla	970	0.284974	0.430052	0.284974	AT2_Retnla	Lamb3	Itgb1
62078	AT2	Fibroblasts	970	0.199166	0.666667	0.199166	AT2->Fibrol	Lamb3	Itgb1
62079	AT2_Retnla	Fibroblasts	970	0.284974	0.666667	0.284974	AT2_Retnla	Lamb3	Itgb1
62318	AT2	AT2	974	0.101842	0.105666	0.101842	AT2->AT2/S	Lamc1	Itga3
62319	AT2_Retnla	AT2	974	0.103627	0.105666	0.103627	AT2_Retnla	Lamc1	Itga3
62320	Fibroblasts	AT2	974	0.485714	0.105666	0.105666	Fibroblasts-	Lamc1	Itga3
62326	AT2	AT2_Retnla	974	0.101842	0.145078	0.101842	AT2->AT2_I	Lamc1	Itga3
62327	AT2_Retnla	AT2_Retnla	974	0.103627	0.145078	0.103627	AT2_Retnla	Lamc1	Itga3
62328	Fibroblasts	AT2_Retnla	974	0.485714	0.145078	0.145078	Fibroblasts-	Lamc1	Itga3

62342	AT2	IM2	975	0.101842	0.084211	0.084211	AT2->IM2/	Lamc1	Itga6
62343	AT2_Retnla	IM2	975	0.103627	0.084211	0.084211	AT2_Retnla	Lamc1	Itga6
62344	Fibroblasts	IM2	975	0.485714	0.084211	0.084211	Fibroblasts	Lamc1	Itga6
62350	AT2	IM1	975	0.101842	0.181495	0.101842	AT2->IM1/	Lamc1	Itga6
62351	AT2_Retnla	IM1	975	0.103627	0.181495	0.103627	AT2_Retnla	Lamc1	Itga6
62352	Fibroblasts	IM1	975	0.485714	0.181495	0.181495	Fibroblasts	Lamc1	Itga6
62358	AT2	AM3	975	0.101842	0.088803	0.088803	AT2->AM3/	Lamc1	Itga6
62359	AT2_Retnla	AM3	975	0.103627	0.088803	0.088803	AT2_Retnla	Lamc1	Itga6
62360	Fibroblasts	AM3	975	0.485714	0.088803	0.088803	Fibroblasts	Lamc1	Itga6
62366	AT2	AM2	975	0.101842	0.058568	0.058568	AT2->AM2/	Lamc1	Itga6
62367	AT2_Retnla	AM2	975	0.103627	0.058568	0.058568	AT2_Retnla	Lamc1	Itga6
62368	Fibroblasts	AM2	975	0.485714	0.058568	0.058568	Fibroblasts	Lamc1	Itga6
62374	AT2	AM1	975	0.101842	0.059361	0.059361	AT2->AM1/	Lamc1	Itga6
62375	AT2_Retnla	AM1	975	0.103627	0.059361	0.059361	AT2_Retnla	Lamc1	Itga6
62376	Fibroblasts	AM1	975	0.485714	0.059361	0.059361	Fibroblasts	Lamc1	Itga6
62382	AT2	AT2	975	0.101842	0.12513	0.101842	AT2->AT2/	Lamc1	Itga6
62383	AT2_Retnla	AT2	975	0.103627	0.12513	0.103627	AT2_Retnla	Lamc1	Itga6
62384	Fibroblasts	AT2	975	0.485714	0.12513	0.12513	Fibroblasts	Lamc1	Itga6
62390	AT2	AT2_Retnla	975	0.101842	0.165803	0.101842	AT2->AT2_	Lamc1	Itga6
62391	AT2_Retnla	AT2_Retnla	975	0.103627	0.165803	0.103627	AT2_Retnla	Lamc1	Itga6
62392	Fibroblasts	AT2_Retnla	975	0.485714	0.165803	0.165803	Fibroblasts	Lamc1	Itga6
62446	AT2	AT2	976	0.101842	0.100452	0.100452	AT2->AT2/	Lamc1	Itga7
62447	AT2_Retnla	AT2	976	0.103627	0.100452	0.100452	AT2_Retnla	Lamc1	Itga7
62448	Fibroblasts	AT2	976	0.485714	0.100452	0.100452	Fibroblasts	Lamc1	Itga7
62454	AT2	AT2_Retnla	976	0.101842	0.248705	0.101842	AT2->AT2_	Lamc1	Itga7
62455	AT2_Retnla	AT2_Retnla	976	0.103627	0.248705	0.103627	AT2_Retnla	Lamc1	Itga7
62456	Fibroblasts	AT2_Retnla	976	0.485714	0.248705	0.248705	Fibroblasts	Lamc1	Itga7
62470	AT2	IM2	977	0.101842	0.094737	0.094737	AT2->IM2/	Lamc1	Itgav
62471	AT2_Retnla	IM2	977	0.103627	0.094737	0.094737	AT2_Retnla	Lamc1	Itgav
62472	Fibroblasts	IM2	977	0.485714	0.094737	0.094737	Fibroblasts	Lamc1	Itgav
62478	AT2	IM1	977	0.101842	0.199288	0.101842	AT2->IM1/	Lamc1	Itgav
62479	AT2_Retnla	IM1	977	0.103627	0.199288	0.103627	AT2_Retnla	Lamc1	Itgav
62480	Fibroblasts	IM1	977	0.485714	0.199288	0.199288	Fibroblasts	Lamc1	Itgav
62486	AT2	AM3	977	0.101842	0.208494	0.101842	AT2->AM3/	Lamc1	Itgav
62487	AT2_Retnla	AM3	977	0.103627	0.208494	0.103627	AT2_Retnla	Lamc1	Itgav
62488	Fibroblasts	AM3	977	0.485714	0.208494	0.208494	Fibroblasts	Lamc1	Itgav
62494	AT2	AM2	977	0.101842	0.112798	0.101842	AT2->AM2/	Lamc1	Itgav
62495	AT2_Retnla	AM2	977	0.103627	0.112798	0.103627	AT2_Retnla	Lamc1	Itgav
62496	Fibroblasts	AM2	977	0.485714	0.112798	0.112798	Fibroblasts	Lamc1	Itgav
62502	AT2	AM1	977	0.101842	0.101598	0.101598	AT2->AM1/	Lamc1	Itgav
62503	AT2_Retnla	AM1	977	0.103627	0.101598	0.101598	AT2_Retnla	Lamc1	Itgav
62504	Fibroblasts	AM1	977	0.485714	0.101598	0.101598	Fibroblasts	Lamc1	Itgav
62510	AT2	AT2	977	0.101842	0.14251	0.101842	AT2->AT2/	Lamc1	Itgav
62511	AT2_Retnla	AT2	977	0.103627	0.14251	0.103627	AT2_Retnla	Lamc1	Itgav
62512	Fibroblasts	AT2	977	0.485714	0.14251	0.14251	Fibroblasts	Lamc1	Itgav
62518	AT2	AT2_Retnla	977	0.101842	0.170984	0.101842	AT2->AT2_	Lamc1	Itgav
62519	AT2_Retnla	AT2_Retnla	977	0.103627	0.170984	0.103627	AT2_Retnla	Lamc1	Itgav

62520	Fibroblasts	AT2_Retnla	977	0.485714	0.170984	0.170984	Fibroblasts·	Lamc1	Itgav
62526	AT2	Fibroblasts	977	0.101842	0.180952	0.101842	AT2->Fibro	Lamc1	Itgav
62527	AT2_Retnla	Fibroblasts	977	0.103627	0.180952	0.103627	AT2_Retnla	Lamc1	Itgav
62528	Fibroblasts	Fibroblasts	977	0.485714	0.180952	0.180952	Fibroblasts·	Lamc1	Itgav
62534	AT2	IM2	978	0.101842	0.321053	0.101842	AT2->IM2/	Lamc1	Itgb1
62535	AT2_Retnla	IM2	978	0.103627	0.321053	0.103627	AT2_Retnla	Lamc1	Itgb1
62536	Fibroblasts	IM2	978	0.485714	0.321053	0.321053	Fibroblasts·	Lamc1	Itgb1
62542	AT2	IM1	978	0.101842	0.377224	0.101842	AT2->IM1/	Lamc1	Itgb1
62543	AT2_Retnla	IM1	978	0.103627	0.377224	0.103627	AT2_Retnla	Lamc1	Itgb1
62544	Fibroblasts	IM1	978	0.485714	0.377224	0.377224	Fibroblasts·	Lamc1	Itgb1
62550	AT2	AM3	978	0.101842	0.633205	0.101842	AT2->AM3/	Lamc1	Itgb1
62551	AT2_Retnla	AM3	978	0.103627	0.633205	0.103627	AT2_Retnla	Lamc1	Itgb1
62552	Fibroblasts	AM3	978	0.485714	0.633205	0.485714	Fibroblasts·	Lamc1	Itgb1
62558	AT2	AM2	978	0.101842	0.572668	0.101842	AT2->AM2/	Lamc1	Itgb1
62559	AT2_Retnla	AM2	978	0.103627	0.572668	0.103627	AT2_Retnla	Lamc1	Itgb1
62560	Fibroblasts	AM2	978	0.485714	0.572668	0.485714	Fibroblasts·	Lamc1	Itgb1
62566	AT2	AM1	978	0.101842	0.509132	0.101842	AT2->AM1/	Lamc1	Itgb1
62567	AT2_Retnla	AM1	978	0.103627	0.509132	0.103627	AT2_Retnla	Lamc1	Itgb1
62568	Fibroblasts	AM1	978	0.485714	0.509132	0.485714	Fibroblasts·	Lamc1	Itgb1
62574	AT2	AT2	978	0.101842	0.421967	0.101842	AT2->AT2/	Lamc1	Itgb1
62575	AT2_Retnla	AT2	978	0.103627	0.421967	0.103627	AT2_Retnla	Lamc1	Itgb1
62576	Fibroblasts	AT2	978	0.485714	0.421967	0.421967	Fibroblasts·	Lamc1	Itgb1
62582	AT2	AT2_Retnla	978	0.101842	0.430052	0.101842	AT2->AT2_	Lamc1	Itgb1
62583	AT2_Retnla	AT2_Retnla	978	0.103627	0.430052	0.103627	AT2_Retnla	Lamc1	Itgb1
62584	Fibroblasts	AT2_Retnla	978	0.485714	0.430052	0.430052	Fibroblasts·	Lamc1	Itgb1
62590	AT2	Fibroblasts	978	0.101842	0.666667	0.101842	AT2->Fibro	Lamc1	Itgb1
62591	AT2_Retnla	Fibroblasts	978	0.103627	0.666667	0.103627	AT2_Retnla	Lamc1	Itgb1
62592	Fibroblasts	Fibroblasts	978	0.485714	0.666667	0.485714	Fibroblasts·	Lamc1	Itgb1
62662	AT2	IM2	980	0.140772	0.126316	0.126316	AT2->IM2/	Lamc2	Cd151
62663	AT2_Retnla	IM2	980	0.19171	0.126316	0.126316	AT2_Retnla	Lamc2	Cd151
62670	AT2	IM1	980	0.140772	0.153025	0.140772	AT2->IM1/	Lamc2	Cd151
62671	AT2_Retnla	IM1	980	0.19171	0.153025	0.153025	AT2_Retnla	Lamc2	Cd151
62678	AT2	AM3	980	0.140772	0.204633	0.140772	AT2->AM3/	Lamc2	Cd151
62679	AT2_Retnla	AM3	980	0.19171	0.204633	0.19171	AT2_Retnla	Lamc2	Cd151
62686	AT2	AM2	980	0.140772	0.147505	0.140772	AT2->AM2/	Lamc2	Cd151
62687	AT2_Retnla	AM2	980	0.19171	0.147505	0.147505	AT2_Retnla	Lamc2	Cd151
62694	AT2	AM1	980	0.140772	0.151826	0.140772	AT2->AM1/	Lamc2	Cd151
62695	AT2_Retnla	AM1	980	0.19171	0.151826	0.151826	AT2_Retnla	Lamc2	Cd151
62702	AT2	AT2	980	0.140772	0.209593	0.140772	AT2->AT2/	Lamc2	Cd151
62703	AT2_Retnla	AT2	980	0.19171	0.209593	0.19171	AT2_Retnla	Lamc2	Cd151
62710	AT2	AT2_Retnla	980	0.140772	0.217617	0.140772	AT2->AT2_	Lamc2	Cd151
62711	AT2_Retnla	AT2_Retnla	980	0.19171	0.217617	0.19171	AT2_Retnla	Lamc2	Cd151
62718	AT2	Fibroblasts	980	0.140772	0.428571	0.140772	AT2->Fibro	Lamc2	Cd151
62719	AT2_Retnla	Fibroblasts	980	0.19171	0.428571	0.19171	AT2_Retnla	Lamc2	Cd151
62894	AT2	AT2	983	0.140772	0.105666	0.105666	AT2->AT2/	Lamc2	Itga3
62895	AT2_Retnla	AT2	983	0.19171	0.105666	0.105666	AT2_Retnla	Lamc2	Itga3
62902	AT2	AT2_Retnla	983	0.140772	0.145078	0.140772	AT2->AT2_	Lamc2	Itga3

62903	AT2_Retnla	AT2_Retnla	983	0.19171	0.145078	0.145078	AT2_Retnla	Lamc2	Itga3
62918	AT2	IM2	984	0.140772	0.084211	0.084211	AT2->IM2/	Lamc2	Itga6
62919	AT2_Retnla	IM2	984	0.19171	0.084211	0.084211	AT2_Retnla	Lamc2	Itga6
62926	AT2	IM1	984	0.140772	0.181495	0.140772	AT2->IM1/	Lamc2	Itga6
62927	AT2_Retnla	IM1	984	0.19171	0.181495	0.181495	AT2_Retnla	Lamc2	Itga6
62934	AT2	AM3	984	0.140772	0.088803	0.088803	AT2->AM3/	Lamc2	Itga6
62935	AT2_Retnla	AM3	984	0.19171	0.088803	0.088803	AT2_Retnla	Lamc2	Itga6
62942	AT2	AM2	984	0.140772	0.058568	0.058568	AT2->AM2/	Lamc2	Itga6
62943	AT2_Retnla	AM2	984	0.19171	0.058568	0.058568	AT2_Retnla	Lamc2	Itga6
62950	AT2	AM1	984	0.140772	0.059361	0.059361	AT2->AM1/	Lamc2	Itga6
62951	AT2_Retnla	AM1	984	0.19171	0.059361	0.059361	AT2_Retnla	Lamc2	Itga6
62958	AT2	AT2	984	0.140772	0.12513	0.12513	AT2->AT2/	Lamc2	Itga6
62959	AT2_Retnla	AT2	984	0.19171	0.12513	0.12513	AT2_Retnla	Lamc2	Itga6
62966	AT2	AT2_Retnla	984	0.140772	0.165803	0.140772	AT2->AT2_	Lamc2	Itga6
62967	AT2_Retnla	AT2_Retnla	984	0.19171	0.165803	0.165803	AT2_Retnla	Lamc2	Itga6
62982	AT2	IM2	985	0.140772	0.321053	0.140772	AT2->IM2/	Lamc2	Itgb1
62983	AT2_Retnla	IM2	985	0.19171	0.321053	0.19171	AT2_Retnla	Lamc2	Itgb1
62990	AT2	IM1	985	0.140772	0.377224	0.140772	AT2->IM1/	Lamc2	Itgb1
62991	AT2_Retnla	IM1	985	0.19171	0.377224	0.19171	AT2_Retnla	Lamc2	Itgb1
62998	AT2	AM3	985	0.140772	0.633205	0.140772	AT2->AM3/	Lamc2	Itgb1
62999	AT2_Retnla	AM3	985	0.19171	0.633205	0.19171	AT2_Retnla	Lamc2	Itgb1
63006	AT2	AM2	985	0.140772	0.572668	0.140772	AT2->AM2/	Lamc2	Itgb1
63007	AT2_Retnla	AM2	985	0.19171	0.572668	0.19171	AT2_Retnla	Lamc2	Itgb1
63014	AT2	AM1	985	0.140772	0.509132	0.140772	AT2->AM1/	Lamc2	Itgb1
63015	AT2_Retnla	AM1	985	0.19171	0.509132	0.19171	AT2_Retnla	Lamc2	Itgb1
63022	AT2	AT2	985	0.140772	0.421967	0.140772	AT2->AT2/	Lamc2	Itgb1
63023	AT2_Retnla	AT2	985	0.19171	0.421967	0.19171	AT2_Retnla	Lamc2	Itgb1
63030	AT2	AT2_Retnla	985	0.140772	0.430052	0.140772	AT2->AT2_	Lamc2	Itgb1
63031	AT2_Retnla	AT2_Retnla	985	0.19171	0.430052	0.19171	AT2_Retnla	Lamc2	Itgb1
63038	AT2	Fibroblasts	985	0.140772	0.666667	0.140772	AT2->Fibro	Lamc2	Itgb1
63039	AT2_Retnla	Fibroblasts	985	0.19171	0.666667	0.19171	AT2_Retnla	Lamc2	Itgb1
63216	Fibroblasts	AT2	988	0.057143	0.105666	0.057143	Fibroblasts·	Lamc3	Itga3
63224	Fibroblasts	AT2_Retnla	988	0.057143	0.145078	0.057143	Fibroblasts·	Lamc3	Itga3
63240	Fibroblasts	IM2	989	0.057143	0.084211	0.057143	Fibroblasts·	Lamc3	Itga6
63248	Fibroblasts	IM1	989	0.057143	0.181495	0.057143	Fibroblasts·	Lamc3	Itga6
63256	Fibroblasts	AM3	989	0.057143	0.088803	0.057143	Fibroblasts·	Lamc3	Itga6
63264	Fibroblasts	AM2	989	0.057143	0.058568	0.057143	Fibroblasts·	Lamc3	Itga6
63272	Fibroblasts	AM1	989	0.057143	0.059361	0.057143	Fibroblasts·	Lamc3	Itga6
63280	Fibroblasts	AT2	989	0.057143	0.12513	0.057143	Fibroblasts·	Lamc3	Itga6
63288	Fibroblasts	AT2_Retnla	989	0.057143	0.165803	0.057143	Fibroblasts·	Lamc3	Itga6
63304	Fibroblasts	IM2	990	0.057143	0.321053	0.057143	Fibroblasts·	Lamc3	Itgb1
63312	Fibroblasts	IM1	990	0.057143	0.377224	0.057143	Fibroblasts·	Lamc3	Itgb1
63320	Fibroblasts	AM3	990	0.057143	0.633205	0.057143	Fibroblasts·	Lamc3	Itgb1
63328	Fibroblasts	AM2	990	0.057143	0.572668	0.057143	Fibroblasts·	Lamc3	Itgb1
63336	Fibroblasts	AM1	990	0.057143	0.509132	0.057143	Fibroblasts·	Lamc3	Itgb1
63344	Fibroblasts	AT2	990	0.057143	0.421967	0.057143	Fibroblasts·	Lamc3	Itgb1
63352	Fibroblasts	AT2_Retnla	990	0.057143	0.430052	0.057143	Fibroblasts·	Lamc3	Itgb1

63360	Fibroblasts	Fibroblasts	990	0.057143	0.666667	0.057143	Fibroblasts-	Lamc3	Itgb1
63465	IM2	AT2	992	0.057895	0.49635	0.057895	IM2->AT2/	Lcn2	Lrp2
63466	IM1	AT2	992	0.053381	0.49635	0.053381	IM1->AT2/	Lcn2	Lrp2
63467	AM3	AT2	992	0.108108	0.49635	0.108108	AM3->AT2/	Lcn2	Lrp2
63468	AM2	AT2	992	0.067245	0.49635	0.067245	AM2->AT2/	Lcn2	Lrp2
63469	AM1	AT2	992	0.075342	0.49635	0.075342	AM1->AT2/	Lcn2	Lrp2
63470	AT2	AT2	992	0.859228	0.49635	0.49635	AT2->AT2/	Lcn2	Lrp2
63471	AT2_Retnla	AT2	992	0.989637	0.49635	0.49635	AT2_Retnla	Lcn2	Lrp2
63472	Fibroblasts	AT2	992	0.114286	0.49635	0.114286	Fibroblasts-	Lcn2	Lrp2
63473	IM2	AT2_Retnla	992	0.057895	0.720207	0.057895	IM2->AT2_	Lcn2	Lrp2
63474	IM1	AT2_Retnla	992	0.053381	0.720207	0.053381	IM1->AT2_	Lcn2	Lrp2
63475	AM3	AT2_Retnla	992	0.108108	0.720207	0.108108	AM3->AT2_	Lcn2	Lrp2
63476	AM2	AT2_Retnla	992	0.067245	0.720207	0.067245	AM2->AT2_	Lcn2	Lrp2
63477	AM1	AT2_Retnla	992	0.075342	0.720207	0.075342	AM1->AT2_	Lcn2	Lrp2
63478	AT2	AT2_Retnla	992	0.859228	0.720207	0.720207	AT2->AT2_	Lcn2	Lrp2
63479	AT2_Retnla	AT2_Retnla	992	0.989637	0.720207	0.720207	AT2_Retnla	Lcn2	Lrp2
63480	Fibroblasts	AT2_Retnla	992	0.114286	0.720207	0.114286	Fibroblasts-	Lcn2	Lrp2
63489	IM2	IM2	993	0.189474	0.321053	0.189474	IM2->IM2/	Lgals3bp	Itgb1
63490	IM1	IM2	993	0.206406	0.321053	0.206406	IM1->IM2/	Lgals3bp	Itgb1
63491	AM3	IM2	993	0.324324	0.321053	0.321053	AM3->IM2/	Lgals3bp	Itgb1
63492	AM2	IM2	993	0.357918	0.321053	0.321053	AM2->IM2/	Lgals3bp	Itgb1
63493	AM1	IM2	993	0.244292	0.321053	0.244292	AM1->IM2/	Lgals3bp	Itgb1
63495	AT2_Retnla	IM2	993	0.093264	0.321053	0.093264	AT2_Retnla	Lgals3bp	Itgb1
63496	Fibroblasts	IM2	993	0.247619	0.321053	0.247619	Fibroblasts-	Lgals3bp	Itgb1
63497	IM2	IM1	993	0.189474	0.377224	0.189474	IM2->IM1/	Lgals3bp	Itgb1
63498	IM1	IM1	993	0.206406	0.377224	0.206406	IM1->IM1/	Lgals3bp	Itgb1
63499	AM3	IM1	993	0.324324	0.377224	0.324324	AM3->IM1/	Lgals3bp	Itgb1
63500	AM2	IM1	993	0.357918	0.377224	0.357918	AM2->IM1/	Lgals3bp	Itgb1
63501	AM1	IM1	993	0.244292	0.377224	0.244292	AM1->IM1/	Lgals3bp	Itgb1
63503	AT2_Retnla	IM1	993	0.093264	0.377224	0.093264	AT2_Retnla	Lgals3bp	Itgb1
63504	Fibroblasts	IM1	993	0.247619	0.377224	0.247619	Fibroblasts-	Lgals3bp	Itgb1
63505	IM2	AM3	993	0.189474	0.633205	0.189474	IM2->AM3/	Lgals3bp	Itgb1
63506	IM1	AM3	993	0.206406	0.633205	0.206406	IM1->AM3/	Lgals3bp	Itgb1
63507	AM3	AM3	993	0.324324	0.633205	0.324324	AM3->AM3	Lgals3bp	Itgb1
63508	AM2	AM3	993	0.357918	0.633205	0.357918	AM2->AM3	Lgals3bp	Itgb1
63509	AM1	AM3	993	0.244292	0.633205	0.244292	AM1->AM3	Lgals3bp	Itgb1
63511	AT2_Retnla	AM3	993	0.093264	0.633205	0.093264	AT2_Retnla	Lgals3bp	Itgb1
63512	Fibroblasts	AM3	993	0.247619	0.633205	0.247619	Fibroblasts-	Lgals3bp	Itgb1
63513	IM2	AM2	993	0.189474	0.572668	0.189474	IM2->AM2/	Lgals3bp	Itgb1
63514	IM1	AM2	993	0.206406	0.572668	0.206406	IM1->AM2/	Lgals3bp	Itgb1
63515	AM3	AM2	993	0.324324	0.572668	0.324324	AM3->AM2	Lgals3bp	Itgb1
63516	AM2	AM2	993	0.357918	0.572668	0.357918	AM2->AM2	Lgals3bp	Itgb1
63517	AM1	AM2	993	0.244292	0.572668	0.244292	AM1->AM2	Lgals3bp	Itgb1
63519	AT2_Retnla	AM2	993	0.093264	0.572668	0.093264	AT2_Retnla	Lgals3bp	Itgb1
63520	Fibroblasts	AM2	993	0.247619	0.572668	0.247619	Fibroblasts-	Lgals3bp	Itgb1
63521	IM2	AM1	993	0.189474	0.509132	0.189474	IM2->AM1/	Lgals3bp	Itgb1
63522	IM1	AM1	993	0.206406	0.509132	0.206406	IM1->AM1/	Lgals3bp	Itgb1

63523	AM3	AM1	993	0.324324	0.509132	0.324324	AM3->AM1	Lgals3bp	Itgb1
63524	AM2	AM1	993	0.357918	0.509132	0.357918	AM2->AM1	Lgals3bp	Itgb1
63525	AM1	AM1	993	0.244292	0.509132	0.244292	AM1->AM1	Lgals3bp	Itgb1
63527	AT2_Retnla	AM1	993	0.093264	0.509132	0.093264	AT2_Retnla	Lgals3bp	Itgb1
63528	Fibroblasts	AM1	993	0.247619	0.509132	0.247619	Fibroblasts	Lgals3bp	Itgb1
63529	IM2	AT2	993	0.189474	0.421967	0.189474	IM2->AT2/	Lgals3bp	Itgb1
63530	IM1	AT2	993	0.206406	0.421967	0.206406	IM1->AT2/	Lgals3bp	Itgb1
63531	AM3	AT2	993	0.324324	0.421967	0.324324	AM3->AT2/	Lgals3bp	Itgb1
63532	AM2	AT2	993	0.357918	0.421967	0.357918	AM2->AT2/	Lgals3bp	Itgb1
63533	AM1	AT2	993	0.244292	0.421967	0.244292	AM1->AT2/	Lgals3bp	Itgb1
63535	AT2_Retnla	AT2	993	0.093264	0.421967	0.093264	AT2_Retnla	Lgals3bp	Itgb1
63536	Fibroblasts	AT2	993	0.247619	0.421967	0.247619	Fibroblasts	Lgals3bp	Itgb1
63537	IM2	AT2_Retnla	993	0.189474	0.430052	0.189474	IM2->AT2_	Lgals3bp	Itgb1
63538	IM1	AT2_Retnla	993	0.206406	0.430052	0.206406	IM1->AT2_	Lgals3bp	Itgb1
63539	AM3	AT2_Retnla	993	0.324324	0.430052	0.324324	AM3->AT2_	Lgals3bp	Itgb1
63540	AM2	AT2_Retnla	993	0.357918	0.430052	0.357918	AM2->AT2_	Lgals3bp	Itgb1
63541	AM1	AT2_Retnla	993	0.244292	0.430052	0.244292	AM1->AT2_	Lgals3bp	Itgb1
63543	AT2_Retnla	AT2_Retnla	993	0.093264	0.430052	0.093264	AT2_Retnla	Lgals3bp	Itgb1
63544	Fibroblasts	AT2_Retnla	993	0.247619	0.430052	0.247619	Fibroblasts	Lgals3bp	Itgb1
63545	IM2	Fibroblasts	993	0.189474	0.666667	0.189474	IM2->Fibro	Lgals3bp	Itgb1
63546	IM1	Fibroblasts	993	0.206406	0.666667	0.206406	IM1->Fibro	Lgals3bp	Itgb1
63547	AM3	Fibroblasts	993	0.324324	0.666667	0.324324	AM3->Fibr	Lgals3bp	Itgb1
63548	AM2	Fibroblasts	993	0.357918	0.666667	0.357918	AM2->Fibr	Lgals3bp	Itgb1
63549	AM1	Fibroblasts	993	0.244292	0.666667	0.244292	AM1->Fibr	Lgals3bp	Itgb1
63551	AT2_Retnla	Fibroblasts	993	0.093264	0.666667	0.093264	AT2_Retnla	Lgals3bp	Itgb1
63552	Fibroblasts	Fibroblasts	993	0.247619	0.666667	0.247619	Fibroblasts	Lgals3bp	Itgb1
63620	AM2	IM2	995	0.052061	0.105263	0.052061	AM2->IM2/	Lif	Il6st
63624	Fibroblasts	IM2	995	0.066667	0.105263	0.066667	Fibroblasts	Lif	Il6st
63628	AM2	IM1	995	0.052061	0.067616	0.052061	AM2->IM1/	Lif	Il6st
63632	Fibroblasts	IM1	995	0.066667	0.067616	0.066667	Fibroblasts	Lif	Il6st
63636	AM2	AM3	995	0.052061	0.3861	0.052061	AM2->AM3	Lif	Il6st
63640	Fibroblasts	AM3	995	0.066667	0.3861	0.066667	Fibroblasts	Lif	Il6st
63644	AM2	AM2	995	0.052061	0.316703	0.052061	AM2->AM2	Lif	Il6st
63648	Fibroblasts	AM2	995	0.066667	0.316703	0.066667	Fibroblasts	Lif	Il6st
63652	AM2	AM1	995	0.052061	0.284247	0.052061	AM2->AM1	Lif	Il6st
63656	Fibroblasts	AM1	995	0.066667	0.284247	0.066667	Fibroblasts	Lif	Il6st
63660	AM2	AT2	995	0.052061	0.2878	0.052061	AM2->AT2/	Lif	Il6st
63664	Fibroblasts	AT2	995	0.066667	0.2878	0.066667	Fibroblasts	Lif	Il6st
63668	AM2	AT2_Retnla	995	0.052061	0.253886	0.052061	AM2->AT2_	Lif	Il6st
63672	Fibroblasts	AT2_Retnla	995	0.066667	0.253886	0.066667	Fibroblasts	Lif	Il6st
63676	AM2	Fibroblasts	995	0.052061	0.495238	0.052061	AM2->Fibr	Lif	Il6st
63680	Fibroblasts	Fibroblasts	995	0.066667	0.495238	0.066667	Fibroblasts	Lif	Il6st
63684	AM2	IM2	996	0.052061	0.357895	0.052061	AM2->IM2/	Lif	Lifr
63688	Fibroblasts	IM2	996	0.066667	0.357895	0.066667	Fibroblasts	Lif	Lifr
63692	AM2	IM1	996	0.052061	0.224199	0.052061	AM2->IM1/	Lif	Lifr
63696	Fibroblasts	IM1	996	0.066667	0.224199	0.066667	Fibroblasts	Lif	Lifr
63724	AM2	AT2	996	0.052061	0.17692	0.052061	AM2->AT2/	Lif	Lifr

63728	Fibroblasts	AT2	996	0.066667	0.17692	0.066667	Fibroblasts-	Lif	Lifr
63732	AM2	AT2_Retnla	996	0.052061	0.170984	0.052061	AM2->AT2_	Lif	Lifr
63736	Fibroblasts	AT2_Retnla	996	0.066667	0.170984	0.066667	Fibroblasts-	Lif	Lifr
63740	AM2	Fibroblasts	996	0.052061	0.161905	0.052061	AM2->Fibro	Lif	Lifr
63744	Fibroblasts	Fibroblasts	996	0.066667	0.161905	0.066667	Fibroblasts-	Lif	Lifr
63745	IM2	IM2	997	0.110526	0.610526	0.110526	IM2->IM2/	Lin7c	Abca1
63746	IM1	IM2	997	0.067616	0.610526	0.067616	IM1->IM2/	Lin7c	Abca1
63747	AM3	IM2	997	0.162162	0.610526	0.162162	AM3->IM2,	Lin7c	Abca1
63748	AM2	IM2	997	0.160521	0.610526	0.160521	AM2->IM2,	Lin7c	Abca1
63749	AM1	IM2	997	0.114155	0.610526	0.114155	AM1->IM2,	Lin7c	Abca1
63750	AT2	IM2	997	0.178658	0.610526	0.178658	AT2->IM2/	Lin7c	Abca1
63751	AT2_Retnla	IM2	997	0.264249	0.610526	0.264249	AT2_Retnla	Lin7c	Abca1
63752	Fibroblasts	IM2	997	0.152381	0.610526	0.152381	Fibroblasts-	Lin7c	Abca1
63753	IM2	IM1	997	0.110526	0.323843	0.110526	IM2->IM1/	Lin7c	Abca1
63754	IM1	IM1	997	0.067616	0.323843	0.067616	IM1->IM1/	Lin7c	Abca1
63755	AM3	IM1	997	0.162162	0.323843	0.162162	AM3->IM1,	Lin7c	Abca1
63756	AM2	IM1	997	0.160521	0.323843	0.160521	AM2->IM1,	Lin7c	Abca1
63757	AM1	IM1	997	0.114155	0.323843	0.114155	AM1->IM1,	Lin7c	Abca1
63758	AT2	IM1	997	0.178658	0.323843	0.178658	AT2->IM1/	Lin7c	Abca1
63759	AT2_Retnla	IM1	997	0.264249	0.323843	0.264249	AT2_Retnla	Lin7c	Abca1
63760	Fibroblasts	IM1	997	0.152381	0.323843	0.152381	Fibroblasts-	Lin7c	Abca1
63761	IM2	AM3	997	0.110526	0.339768	0.110526	IM2->AM3,	Lin7c	Abca1
63762	IM1	AM3	997	0.067616	0.339768	0.067616	IM1->AM3,	Lin7c	Abca1
63763	AM3	AM3	997	0.162162	0.339768	0.162162	AM3->AM3	Lin7c	Abca1
63764	AM2	AM3	997	0.160521	0.339768	0.160521	AM2->AM3	Lin7c	Abca1
63765	AM1	AM3	997	0.114155	0.339768	0.114155	AM1->AM3	Lin7c	Abca1
63766	AT2	AM3	997	0.178658	0.339768	0.178658	AT2->AM3,	Lin7c	Abca1
63767	AT2_Retnla	AM3	997	0.264249	0.339768	0.264249	AT2_Retnla	Lin7c	Abca1
63768	Fibroblasts	AM3	997	0.152381	0.339768	0.152381	Fibroblasts-	Lin7c	Abca1
63769	IM2	AM2	997	0.110526	0.238612	0.110526	IM2->AM2,	Lin7c	Abca1
63770	IM1	AM2	997	0.067616	0.238612	0.067616	IM1->AM2,	Lin7c	Abca1
63771	AM3	AM2	997	0.162162	0.238612	0.162162	AM3->AM2	Lin7c	Abca1
63772	AM2	AM2	997	0.160521	0.238612	0.160521	AM2->AM2	Lin7c	Abca1
63773	AM1	AM2	997	0.114155	0.238612	0.114155	AM1->AM2	Lin7c	Abca1
63774	AT2	AM2	997	0.178658	0.238612	0.178658	AT2->AM2,	Lin7c	Abca1
63775	AT2_Retnla	AM2	997	0.264249	0.238612	0.238612	AT2_Retnla	Lin7c	Abca1
63776	Fibroblasts	AM2	997	0.152381	0.238612	0.152381	Fibroblasts-	Lin7c	Abca1
63777	IM2	AM1	997	0.110526	0.401826	0.110526	IM2->AM1,	Lin7c	Abca1
63778	IM1	AM1	997	0.067616	0.401826	0.067616	IM1->AM1,	Lin7c	Abca1
63779	AM3	AM1	997	0.162162	0.401826	0.162162	AM3->AM1	Lin7c	Abca1
63780	AM2	AM1	997	0.160521	0.401826	0.160521	AM2->AM1	Lin7c	Abca1
63781	AM1	AM1	997	0.114155	0.401826	0.114155	AM1->AM1	Lin7c	Abca1
63782	AT2	AM1	997	0.178658	0.401826	0.178658	AT2->AM1,	Lin7c	Abca1
63783	AT2_Retnla	AM1	997	0.264249	0.401826	0.264249	AT2_Retnla	Lin7c	Abca1
63784	Fibroblasts	AM1	997	0.152381	0.401826	0.152381	Fibroblasts-	Lin7c	Abca1
63785	IM2	AT2	997	0.110526	0.066389	0.066389	IM2->AT2/	Lin7c	Abca1
63786	IM1	AT2	997	0.067616	0.066389	0.066389	IM1->AT2/	Lin7c	Abca1

63787	AM3	AT2	997	0.162162	0.066389	0.066389	AM3->AT2/	Lin7c	Abca1
63788	AM2	AT2	997	0.160521	0.066389	0.066389	AM2->AT2/	Lin7c	Abca1
63789	AM1	AT2	997	0.114155	0.066389	0.066389	AM1->AT2/	Lin7c	Abca1
63790	AT2	AT2	997	0.178658	0.066389	0.066389	AT2->AT2/	Lin7c	Abca1
63791	AT2_Retnla	AT2	997	0.264249	0.066389	0.066389	AT2_Retnla	Lin7c	Abca1
63792	Fibroblasts	AT2	997	0.152381	0.066389	0.066389	Fibroblasts	Lin7c	Abca1
63793	IM2	AT2_Retnla	997	0.110526	0.051813	0.051813	IM2->AT2_	Lin7c	Abca1
63794	IM1	AT2_Retnla	997	0.067616	0.051813	0.051813	IM1->AT2_	Lin7c	Abca1
63795	AM3	AT2_Retnla	997	0.162162	0.051813	0.051813	AM3->AT2_	Lin7c	Abca1
63796	AM2	AT2_Retnla	997	0.160521	0.051813	0.051813	AM2->AT2_	Lin7c	Abca1
63797	AM1	AT2_Retnla	997	0.114155	0.051813	0.051813	AM1->AT2_	Lin7c	Abca1
63798	AT2	AT2_Retnla	997	0.178658	0.051813	0.051813	AT2->AT2_	Lin7c	Abca1
63799	AT2_Retnla	AT2_Retnla	997	0.264249	0.051813	0.051813	AT2_Retnla	Lin7c	Abca1
63800	Fibroblasts	AT2_Retnla	997	0.152381	0.051813	0.051813	Fibroblasts	Lin7c	Abca1
63801	IM2	Fibroblasts	997	0.110526	0.2	0.110526	IM2->Fibro	Lin7c	Abca1
63802	IM1	Fibroblasts	997	0.067616	0.2	0.067616	IM1->Fibro	Lin7c	Abca1
63803	AM3	Fibroblasts	997	0.162162	0.2	0.162162	AM3->Fibr	Lin7c	Abca1
63804	AM2	Fibroblasts	997	0.160521	0.2	0.160521	AM2->Fibr	Lin7c	Abca1
63805	AM1	Fibroblasts	997	0.114155	0.2	0.114155	AM1->Fibr	Lin7c	Abca1
63806	AT2	Fibroblasts	997	0.178658	0.2	0.178658	AT2->Fibro	Lin7c	Abca1
63807	AT2_Retnla	Fibroblasts	997	0.264249	0.2	0.2	AT2_Retnla	Lin7c	Abca1
63808	Fibroblasts	Fibroblasts	997	0.152381	0.2	0.152381	Fibroblasts	Lin7c	Abca1
63833	IM2	AM2	998	0.110526	0.125813	0.110526	IM2->AM2/	Lin7c	Htr2c
63834	IM1	AM2	998	0.067616	0.125813	0.067616	IM1->AM2/	Lin7c	Htr2c
63835	AM3	AM2	998	0.162162	0.125813	0.125813	AM3->AM2	Lin7c	Htr2c
63836	AM2	AM2	998	0.160521	0.125813	0.125813	AM2->AM2	Lin7c	Htr2c
63837	AM1	AM2	998	0.114155	0.125813	0.114155	AM1->AM2	Lin7c	Htr2c
63838	AT2	AM2	998	0.178658	0.125813	0.125813	AT2->AM2/	Lin7c	Htr2c
63839	AT2_Retnla	AM2	998	0.264249	0.125813	0.125813	AT2_Retnla	Lin7c	Htr2c
63840	Fibroblasts	AM2	998	0.152381	0.125813	0.125813	Fibroblasts	Lin7c	Htr2c
63841	IM2	AM1	998	0.110526	0.149543	0.110526	IM2->AM1/	Lin7c	Htr2c
63842	IM1	AM1	998	0.067616	0.149543	0.067616	IM1->AM1/	Lin7c	Htr2c
63843	AM3	AM1	998	0.162162	0.149543	0.149543	AM3->AM1	Lin7c	Htr2c
63844	AM2	AM1	998	0.160521	0.149543	0.149543	AM2->AM1	Lin7c	Htr2c
63845	AM1	AM1	998	0.114155	0.149543	0.114155	AM1->AM1	Lin7c	Htr2c
63846	AT2	AM1	998	0.178658	0.149543	0.149543	AT2->AM1/	Lin7c	Htr2c
63847	AT2_Retnla	AM1	998	0.264249	0.149543	0.149543	AT2_Retnla	Lin7c	Htr2c
63848	Fibroblasts	AM1	998	0.152381	0.149543	0.149543	Fibroblasts	Lin7c	Htr2c
64062	AT2	Fibroblasts	1001	0.108446	0.333333	0.108446	AT2->Fibro	Liph	Lpar1
64063	AT2_Retnla	Fibroblasts	1001	0.15544	0.333333	0.15544	AT2_Retnla	Liph	Lpar1
64193	IM2	IM2	1004	0.263158	0.284211	0.263158	IM2->IM2/	Lpl	Cd44
64194	IM1	IM2	1004	0.391459	0.284211	0.284211	IM1->IM2/	Lpl	Cd44
64195	AM3	IM2	1004	0.799228	0.284211	0.284211	AM3->IM2/	Lpl	Cd44
64196	AM2	IM2	1004	0.986985	0.284211	0.284211	AM2->IM2/	Lpl	Cd44
64197	AM1	IM2	1004	0.982877	0.284211	0.284211	AM1->IM2/	Lpl	Cd44
64198	AT2	IM2	1004	0.241223	0.284211	0.241223	AT2->IM2/	Lpl	Cd44
64199	AT2_Retnla	IM2	1004	0.119171	0.284211	0.119171	AT2_Retnla	Lpl	Cd44

64200	Fibroblasts	IM2	1004	0.4	0.284211	0.284211	Fibroblasts·	Lpl	Cd44
64201	IM2	IM1	1004	0.263158	0.462633	0.263158	IM2->IM1/	Lpl	Cd44
64202	IM1	IM1	1004	0.391459	0.462633	0.391459	IM1->IM1/	Lpl	Cd44
64203	AM3	IM1	1004	0.799228	0.462633	0.462633	AM3->IM1,	Lpl	Cd44
64204	AM2	IM1	1004	0.986985	0.462633	0.462633	AM2->IM1,	Lpl	Cd44
64205	AM1	IM1	1004	0.982877	0.462633	0.462633	AM1->IM1,	Lpl	Cd44
64206	AT2	IM1	1004	0.241223	0.462633	0.241223	AT2->IM1/	Lpl	Cd44
64207	AT2_Retnla	IM1	1004	0.119171	0.462633	0.119171	AT2_Retnla	Lpl	Cd44
64208	Fibroblasts	IM1	1004	0.4	0.462633	0.4	Fibroblasts·	Lpl	Cd44
64209	IM2	AM3	1004	0.263158	0.957529	0.263158	IM2->AM3,	Lpl	Cd44
64210	IM1	AM3	1004	0.391459	0.957529	0.391459	IM1->AM3,	Lpl	Cd44
64211	AM3	AM3	1004	0.799228	0.957529	0.799228	AM3->AM3	Lpl	Cd44
64212	AM2	AM3	1004	0.986985	0.957529	0.957529	AM2->AM3	Lpl	Cd44
64213	AM1	AM3	1004	0.982877	0.957529	0.957529	AM1->AM3	Lpl	Cd44
64214	AT2	AM3	1004	0.241223	0.957529	0.241223	AT2->AM3,	Lpl	Cd44
64215	AT2_Retnla	AM3	1004	0.119171	0.957529	0.119171	AT2_Retnla	Lpl	Cd44
64216	Fibroblasts	AM3	1004	0.4	0.957529	0.4	Fibroblasts·	Lpl	Cd44
64217	IM2	AM2	1004	0.263158	0.980477	0.263158	IM2->AM2,	Lpl	Cd44
64218	IM1	AM2	1004	0.391459	0.980477	0.391459	IM1->AM2,	Lpl	Cd44
64219	AM3	AM2	1004	0.799228	0.980477	0.799228	AM3->AM2	Lpl	Cd44
64220	AM2	AM2	1004	0.986985	0.980477	0.980477	AM2->AM2	Lpl	Cd44
64221	AM1	AM2	1004	0.982877	0.980477	0.980477	AM1->AM2	Lpl	Cd44
64222	AT2	AM2	1004	0.241223	0.980477	0.241223	AT2->AM2,	Lpl	Cd44
64223	AT2_Retnla	AM2	1004	0.119171	0.980477	0.119171	AT2_Retnla	Lpl	Cd44
64224	Fibroblasts	AM2	1004	0.4	0.980477	0.4	Fibroblasts·	Lpl	Cd44
64225	IM2	AM1	1004	0.263158	0.981735	0.263158	IM2->AM1,	Lpl	Cd44
64226	IM1	AM1	1004	0.391459	0.981735	0.391459	IM1->AM1,	Lpl	Cd44
64227	AM3	AM1	1004	0.799228	0.981735	0.799228	AM3->AM1	Lpl	Cd44
64228	AM2	AM1	1004	0.986985	0.981735	0.981735	AM2->AM1	Lpl	Cd44
64229	AM1	AM1	1004	0.982877	0.981735	0.981735	AM1->AM1	Lpl	Cd44
64230	AT2	AM1	1004	0.241223	0.981735	0.241223	AT2->AM1,	Lpl	Cd44
64231	AT2_Retnla	AM1	1004	0.119171	0.981735	0.119171	AT2_Retnla	Lpl	Cd44
64232	Fibroblasts	AM1	1004	0.4	0.981735	0.4	Fibroblasts·	Lpl	Cd44
64233	IM2	AT2	1004	0.263158	0.308655	0.263158	IM2->AT2/	Lpl	Cd44
64234	IM1	AT2	1004	0.391459	0.308655	0.308655	IM1->AT2/	Lpl	Cd44
64235	AM3	AT2	1004	0.799228	0.308655	0.308655	AM3->AT2,	Lpl	Cd44
64236	AM2	AT2	1004	0.986985	0.308655	0.308655	AM2->AT2,	Lpl	Cd44
64237	AM1	AT2	1004	0.982877	0.308655	0.308655	AM1->AT2,	Lpl	Cd44
64238	AT2	AT2	1004	0.241223	0.308655	0.241223	AT2->AT2/	Lpl	Cd44
64239	AT2_Retnla	AT2	1004	0.119171	0.308655	0.119171	AT2_Retnla	Lpl	Cd44
64240	Fibroblasts	AT2	1004	0.4	0.308655	0.308655	Fibroblasts·	Lpl	Cd44
64241	IM2	AT2_Retnla	1004	0.263158	0.409326	0.263158	IM2->AT2_	Lpl	Cd44
64242	IM1	AT2_Retnla	1004	0.391459	0.409326	0.391459	IM1->AT2_	Lpl	Cd44
64243	AM3	AT2_Retnla	1004	0.799228	0.409326	0.409326	AM3->AT2_	Lpl	Cd44
64244	AM2	AT2_Retnla	1004	0.986985	0.409326	0.409326	AM2->AT2_	Lpl	Cd44
64245	AM1	AT2_Retnla	1004	0.982877	0.409326	0.409326	AM1->AT2_	Lpl	Cd44
64246	AT2	AT2_Retnla	1004	0.241223	0.409326	0.241223	AT2->AT2_	Lpl	Cd44

64247	AT2_Retnla	AT2_Retnla	1004	0.119171	0.409326	0.119171	AT2_Retnla	Lpl	Cd44
64248	Fibroblasts	AT2_Retnla	1004	0.4	0.409326	0.4	Fibroblasts-	Lpl	Cd44
64249	IM2	Fibroblasts	1004	0.263158	0.32381	0.263158	IM2->Fibro	Lpl	Cd44
64250	IM1	Fibroblasts	1004	0.391459	0.32381	0.32381	IM1->Fibro	Lpl	Cd44
64251	AM3	Fibroblasts	1004	0.799228	0.32381	0.32381	AM3->Fibr	Lpl	Cd44
64252	AM2	Fibroblasts	1004	0.986985	0.32381	0.32381	AM2->Fibr	Lpl	Cd44
64253	AM1	Fibroblasts	1004	0.982877	0.32381	0.32381	AM1->Fibr	Lpl	Cd44
64254	AT2	Fibroblasts	1004	0.241223	0.32381	0.241223	AT2->Fibrol	Lpl	Cd44
64255	AT2_Retnla	Fibroblasts	1004	0.119171	0.32381	0.119171	AT2_Retnla	Lpl	Cd44
64256	Fibroblasts	Fibroblasts	1004	0.4	0.32381	0.32381	Fibroblasts-	Lpl	Cd44
64321	IM2	IM2	1006	0.263158	0.405263	0.263158	IM2->IM2/	Lpl	Lrp1
64322	IM1	IM2	1006	0.391459	0.405263	0.391459	IM1->IM2/	Lpl	Lrp1
64323	AM3	IM2	1006	0.799228	0.405263	0.405263	AM3->IM2,	Lpl	Lrp1
64324	AM2	IM2	1006	0.986985	0.405263	0.405263	AM2->IM2,	Lpl	Lrp1
64325	AM1	IM2	1006	0.982877	0.405263	0.405263	AM1->IM2,	Lpl	Lrp1
64326	AT2	IM2	1006	0.241223	0.405263	0.241223	AT2->IM2/	Lpl	Lrp1
64327	AT2_Retnla	IM2	1006	0.119171	0.405263	0.119171	AT2_Retnla	Lpl	Lrp1
64328	Fibroblasts	IM2	1006	0.4	0.405263	0.4	Fibroblasts-	Lpl	Lrp1
64329	IM2	IM1	1006	0.263158	0.451957	0.263158	IM2->IM1/	Lpl	Lrp1
64330	IM1	IM1	1006	0.391459	0.451957	0.391459	IM1->IM1/	Lpl	Lrp1
64331	AM3	IM1	1006	0.799228	0.451957	0.451957	AM3->IM1,	Lpl	Lrp1
64332	AM2	IM1	1006	0.986985	0.451957	0.451957	AM2->IM1,	Lpl	Lrp1
64333	AM1	IM1	1006	0.982877	0.451957	0.451957	AM1->IM1,	Lpl	Lrp1
64334	AT2	IM1	1006	0.241223	0.451957	0.241223	AT2->IM1/	Lpl	Lrp1
64335	AT2_Retnla	IM1	1006	0.119171	0.451957	0.119171	AT2_Retnla	Lpl	Lrp1
64336	Fibroblasts	IM1	1006	0.4	0.451957	0.4	Fibroblasts-	Lpl	Lrp1
64337	IM2	AM3	1006	0.263158	0.783784	0.263158	IM2->AM3,	Lpl	Lrp1
64338	IM1	AM3	1006	0.391459	0.783784	0.391459	IM1->AM3,	Lpl	Lrp1
64339	AM3	AM3	1006	0.799228	0.783784	0.783784	AM3->AM3	Lpl	Lrp1
64340	AM2	AM3	1006	0.986985	0.783784	0.783784	AM2->AM3	Lpl	Lrp1
64341	AM1	AM3	1006	0.982877	0.783784	0.783784	AM1->AM3	Lpl	Lrp1
64342	AT2	AM3	1006	0.241223	0.783784	0.241223	AT2->AM3,	Lpl	Lrp1
64343	AT2_Retnla	AM3	1006	0.119171	0.783784	0.119171	AT2_Retnla	Lpl	Lrp1
64344	Fibroblasts	AM3	1006	0.4	0.783784	0.4	Fibroblasts-	Lpl	Lrp1
64345	IM2	AM2	1006	0.263158	0.832972	0.263158	IM2->AM2,	Lpl	Lrp1
64346	IM1	AM2	1006	0.391459	0.832972	0.391459	IM1->AM2,	Lpl	Lrp1
64347	AM3	AM2	1006	0.799228	0.832972	0.799228	AM3->AM2	Lpl	Lrp1
64348	AM2	AM2	1006	0.986985	0.832972	0.832972	AM2->AM2	Lpl	Lrp1
64349	AM1	AM2	1006	0.982877	0.832972	0.832972	AM1->AM2	Lpl	Lrp1
64350	AT2	AM2	1006	0.241223	0.832972	0.241223	AT2->AM2,	Lpl	Lrp1
64351	AT2_Retnla	AM2	1006	0.119171	0.832972	0.119171	AT2_Retnla	Lpl	Lrp1
64352	Fibroblasts	AM2	1006	0.4	0.832972	0.4	Fibroblasts-	Lpl	Lrp1
64353	IM2	AM1	1006	0.263158	0.808219	0.263158	IM2->AM1,	Lpl	Lrp1
64354	IM1	AM1	1006	0.391459	0.808219	0.391459	IM1->AM1,	Lpl	Lrp1
64355	AM3	AM1	1006	0.799228	0.808219	0.799228	AM3->AM1	Lpl	Lrp1
64356	AM2	AM1	1006	0.986985	0.808219	0.808219	AM2->AM1	Lpl	Lrp1
64357	AM1	AM1	1006	0.982877	0.808219	0.808219	AM1->AM1	Lpl	Lrp1

64358	AT2	AM1	1006	0.241223	0.808219	0.241223	AT2->AM1/	Lpl	Lrp1
64359	AT2_Retnla	AM1	1006	0.119171	0.808219	0.119171	AT2_Retnla	Lpl	Lrp1
64360	Fibroblasts	AM1	1006	0.4	0.808219	0.4	Fibroblasts-	Lpl	Lrp1
64377	IM2	Fibroblasts	1006	0.263158	0.809524	0.263158	IM2->Fibro	Lpl	Lrp1
64378	IM1	Fibroblasts	1006	0.391459	0.809524	0.391459	IM1->Fibro	Lpl	Lrp1
64379	AM3	Fibroblasts	1006	0.799228	0.809524	0.799228	AM3->Fibr	Lpl	Lrp1
64380	AM2	Fibroblasts	1006	0.986985	0.809524	0.809524	AM2->Fibr	Lpl	Lrp1
64381	AM1	Fibroblasts	1006	0.982877	0.809524	0.809524	AM1->Fibr	Lpl	Lrp1
64382	AT2	Fibroblasts	1006	0.241223	0.809524	0.241223	AT2->Fibrol	Lpl	Lrp1
64383	AT2_Retnla	Fibroblasts	1006	0.119171	0.809524	0.119171	AT2_Retnla	Lpl	Lrp1
64384	Fibroblasts	Fibroblasts	1006	0.4	0.809524	0.4	Fibroblasts-	Lpl	Lrp1
64425	IM2	AT2	1007	0.263158	0.49635	0.263158	IM2->AT2/	Lpl	Lrp2
64426	IM1	AT2	1007	0.391459	0.49635	0.391459	IM1->AT2/	Lpl	Lrp2
64427	AM3	AT2	1007	0.799228	0.49635	0.49635	AM3->AT2/	Lpl	Lrp2
64428	AM2	AT2	1007	0.986985	0.49635	0.49635	AM2->AT2/	Lpl	Lrp2
64429	AM1	AT2	1007	0.982877	0.49635	0.49635	AM1->AT2/	Lpl	Lrp2
64430	AT2	AT2	1007	0.241223	0.49635	0.241223	AT2->AT2/	Lpl	Lrp2
64431	AT2_Retnla	AT2	1007	0.119171	0.49635	0.119171	AT2_Retnla	Lpl	Lrp2
64432	Fibroblasts	AT2	1007	0.4	0.49635	0.4	Fibroblasts-	Lpl	Lrp2
64433	IM2	AT2_Retnla	1007	0.263158	0.720207	0.263158	IM2->AT2_	Lpl	Lrp2
64434	IM1	AT2_Retnla	1007	0.391459	0.720207	0.391459	IM1->AT2_	Lpl	Lrp2
64435	AM3	AT2_Retnla	1007	0.799228	0.720207	0.720207	AM3->AT2_	Lpl	Lrp2
64436	AM2	AT2_Retnla	1007	0.986985	0.720207	0.720207	AM2->AT2_	Lpl	Lrp2
64437	AM1	AT2_Retnla	1007	0.982877	0.720207	0.720207	AM1->AT2_	Lpl	Lrp2
64438	AT2	AT2_Retnla	1007	0.241223	0.720207	0.241223	AT2->AT2_	Lpl	Lrp2
64439	AT2_Retnla	AT2_Retnla	1007	0.119171	0.720207	0.119171	AT2_Retnla	Lpl	Lrp2
64440	Fibroblasts	AT2_Retnla	1007	0.4	0.720207	0.4	Fibroblasts-	Lpl	Lrp2
64465	IM2	AM3	1008	0.263158	0.069498	0.069498	IM2->AM3/	Lpl	Sdc1
64466	IM1	AM3	1008	0.391459	0.069498	0.069498	IM1->AM3/	Lpl	Sdc1
64467	AM3	AM3	1008	0.799228	0.069498	0.069498	AM3->AM3	Lpl	Sdc1
64468	AM2	AM3	1008	0.986985	0.069498	0.069498	AM2->AM3	Lpl	Sdc1
64469	AM1	AM3	1008	0.982877	0.069498	0.069498	AM1->AM3	Lpl	Sdc1
64470	AT2	AM3	1008	0.241223	0.069498	0.069498	AT2->AM3/	Lpl	Sdc1
64471	AT2_Retnla	AM3	1008	0.119171	0.069498	0.069498	AT2_Retnla	Lpl	Sdc1
64472	Fibroblasts	AM3	1008	0.4	0.069498	0.069498	Fibroblasts-	Lpl	Sdc1
64489	IM2	AT2	1008	0.263158	0.728537	0.263158	IM2->AT2/	Lpl	Sdc1
64490	IM1	AT2	1008	0.391459	0.728537	0.391459	IM1->AT2/	Lpl	Sdc1
64491	AM3	AT2	1008	0.799228	0.728537	0.728537	AM3->AT2/	Lpl	Sdc1
64492	AM2	AT2	1008	0.986985	0.728537	0.728537	AM2->AT2/	Lpl	Sdc1
64493	AM1	AT2	1008	0.982877	0.728537	0.728537	AM1->AT2/	Lpl	Sdc1
64494	AT2	AT2	1008	0.241223	0.728537	0.241223	AT2->AT2/	Lpl	Sdc1
64495	AT2_Retnla	AT2	1008	0.119171	0.728537	0.119171	AT2_Retnla	Lpl	Sdc1
64496	Fibroblasts	AT2	1008	0.4	0.728537	0.4	Fibroblasts-	Lpl	Sdc1
64497	IM2	AT2_Retnla	1008	0.263158	0.787565	0.263158	IM2->AT2_	Lpl	Sdc1
64498	IM1	AT2_Retnla	1008	0.391459	0.787565	0.391459	IM1->AT2_	Lpl	Sdc1
64499	AM3	AT2_Retnla	1008	0.799228	0.787565	0.787565	AM3->AT2_	Lpl	Sdc1
64500	AM2	AT2_Retnla	1008	0.986985	0.787565	0.787565	AM2->AT2_	Lpl	Sdc1

64501	AM1	AT2_Retnla	1008	0.982877	0.787565	0.787565	AM1->AT2_	Lpl	Sdc1
64502	AT2	AT2_Retnla	1008	0.241223	0.787565	0.241223	AT2->AT2_	Lpl	Sdc1
64503	AT2_Retnla	AT2_Retnla	1008	0.119171	0.787565	0.119171	AT2_Retnla	Lpl	Sdc1
64504	Fibroblasts	AT2_Retnla	1008	0.4	0.787565	0.4	Fibroblasts·	Lpl	Sdc1
64505	IM2	Fibroblasts	1008	0.263158	0.07619	0.07619	IM2->Fibro	Lpl	Sdc1
64506	IM1	Fibroblasts	1008	0.391459	0.07619	0.07619	IM1->Fibro	Lpl	Sdc1
64507	AM3	Fibroblasts	1008	0.799228	0.07619	0.07619	AM3->Fibr	Lpl	Sdc1
64508	AM2	Fibroblasts	1008	0.986985	0.07619	0.07619	AM2->Fibr	Lpl	Sdc1
64509	AM1	Fibroblasts	1008	0.982877	0.07619	0.07619	AM1->Fibr	Lpl	Sdc1
64510	AT2	Fibroblasts	1008	0.241223	0.07619	0.07619	AT2->Fibro	Lpl	Sdc1
64511	AT2_Retnla	Fibroblasts	1008	0.119171	0.07619	0.07619	AT2_Retnla	Lpl	Sdc1
64512	Fibroblasts	Fibroblasts	1008	0.4	0.07619	0.07619	Fibroblasts·	Lpl	Sdc1
64553	IM2	AT2	1009	0.263158	0.171707	0.171707	IM2->AT2/	Lpl	Vldlr
64554	IM1	AT2	1009	0.391459	0.171707	0.171707	IM1->AT2/	Lpl	Vldlr
64555	AM3	AT2	1009	0.799228	0.171707	0.171707	AM3->AT2/	Lpl	Vldlr
64556	AM2	AT2	1009	0.986985	0.171707	0.171707	AM2->AT2/	Lpl	Vldlr
64557	AM1	AT2	1009	0.982877	0.171707	0.171707	AM1->AT2/	Lpl	Vldlr
64558	AT2	AT2	1009	0.241223	0.171707	0.171707	AT2->AT2/	Lpl	Vldlr
64559	AT2_Retnla	AT2	1009	0.119171	0.171707	0.119171	AT2_Retnla	Lpl	Vldlr
64560	Fibroblasts	AT2	1009	0.4	0.171707	0.171707	Fibroblasts·	Lpl	Vldlr
64561	IM2	AT2_Retnla	1009	0.263158	0.103627	0.103627	IM2->AT2_	Lpl	Vldlr
64562	IM1	AT2_Retnla	1009	0.391459	0.103627	0.103627	IM1->AT2_	Lpl	Vldlr
64563	AM3	AT2_Retnla	1009	0.799228	0.103627	0.103627	AM3->AT2_	Lpl	Vldlr
64564	AM2	AT2_Retnla	1009	0.986985	0.103627	0.103627	AM2->AT2_	Lpl	Vldlr
64565	AM1	AT2_Retnla	1009	0.982877	0.103627	0.103627	AM1->AT2_	Lpl	Vldlr
64566	AT2	AT2_Retnla	1009	0.241223	0.103627	0.103627	AT2->AT2_	Lpl	Vldlr
64567	AT2_Retnla	AT2_Retnla	1009	0.119171	0.103627	0.103627	AT2_Retnla	Lpl	Vldlr
64568	Fibroblasts	AT2_Retnla	1009	0.4	0.103627	0.103627	Fibroblasts·	Lpl	Vldlr
64569	IM2	Fibroblasts	1009	0.263158	0.352381	0.263158	IM2->Fibro	Lpl	Vldlr
64570	IM1	Fibroblasts	1009	0.391459	0.352381	0.352381	IM1->Fibro	Lpl	Vldlr
64571	AM3	Fibroblasts	1009	0.799228	0.352381	0.352381	AM3->Fibr	Lpl	Vldlr
64572	AM2	Fibroblasts	1009	0.986985	0.352381	0.352381	AM2->Fibr	Lpl	Vldlr
64573	AM1	Fibroblasts	1009	0.982877	0.352381	0.352381	AM1->Fibr	Lpl	Vldlr
64574	AT2	Fibroblasts	1009	0.241223	0.352381	0.241223	AT2->Fibro	Lpl	Vldlr
64575	AT2_Retnla	Fibroblasts	1009	0.119171	0.352381	0.119171	AT2_Retnla	Lpl	Vldlr
64576	Fibroblasts	Fibroblasts	1009	0.4	0.352381	0.352381	Fibroblasts·	Lpl	Vldlr
64577	IM2	IM2	1010	0.173684	0.052632	0.052632	IM2->IM2/	Lrpap1	Ldlr
64578	IM1	IM2	1010	0.199288	0.052632	0.052632	IM1->IM2/	Lrpap1	Ldlr
64579	AM3	IM2	1010	0.374517	0.052632	0.052632	AM3->IM2/	Lrpap1	Ldlr
64580	AM2	IM2	1010	0.249458	0.052632	0.052632	AM2->IM2/	Lrpap1	Ldlr
64581	AM1	IM2	1010	0.175799	0.052632	0.052632	AM1->IM2/	Lrpap1	Ldlr
64582	AT2	IM2	1010	0.209941	0.052632	0.052632	AT2->IM2/	Lrpap1	Ldlr
64583	AT2_Retnla	IM2	1010	0.259067	0.052632	0.052632	AT2_Retnla	Lrpap1	Ldlr
64584	Fibroblasts	IM2	1010	0.438095	0.052632	0.052632	Fibroblasts·	Lrpap1	Ldlr
64585	IM2	IM1	1010	0.173684	0.103203	0.103203	IM2->IM1/	Lrpap1	Ldlr
64586	IM1	IM1	1010	0.199288	0.103203	0.103203	IM1->IM1/	Lrpap1	Ldlr
64587	AM3	IM1	1010	0.374517	0.103203	0.103203	AM3->IM1/	Lrpap1	Ldlr

64588	AM2	IM1	1010	0.249458	0.103203	0.103203	AM2->IM1,	Lrpap1	Ldlr
64589	AM1	IM1	1010	0.175799	0.103203	0.103203	AM1->IM1,	Lrpap1	Ldlr
64590	AT2	IM1	1010	0.209941	0.103203	0.103203	AT2->IM1/	Lrpap1	Ldlr
64591	AT2_Retnla	IM1	1010	0.259067	0.103203	0.103203	AT2_Retnla	Lrpap1	Ldlr
64592	Fibroblasts	IM1	1010	0.438095	0.103203	0.103203	Fibroblasts	Lrpap1	Ldlr
64593	IM2	AM3	1010	0.173684	0.189189	0.173684	IM2->AM3,	Lrpap1	Ldlr
64594	IM1	AM3	1010	0.199288	0.189189	0.189189	IM1->AM3,	Lrpap1	Ldlr
64595	AM3	AM3	1010	0.374517	0.189189	0.189189	AM3->AM3	Lrpap1	Ldlr
64596	AM2	AM3	1010	0.249458	0.189189	0.189189	AM2->AM3	Lrpap1	Ldlr
64597	AM1	AM3	1010	0.175799	0.189189	0.175799	AM1->AM3	Lrpap1	Ldlr
64598	AT2	AM3	1010	0.209941	0.189189	0.189189	AT2->AM3,	Lrpap1	Ldlr
64599	AT2_Retnla	AM3	1010	0.259067	0.189189	0.189189	AT2_Retnla	Lrpap1	Ldlr
64600	Fibroblasts	AM3	1010	0.438095	0.189189	0.189189	Fibroblasts	Lrpap1	Ldlr
64601	IM2	AM2	1010	0.173684	0.281996	0.173684	IM2->AM2,	Lrpap1	Ldlr
64602	IM1	AM2	1010	0.199288	0.281996	0.199288	IM1->AM2,	Lrpap1	Ldlr
64603	AM3	AM2	1010	0.374517	0.281996	0.281996	AM3->AM2	Lrpap1	Ldlr
64604	AM2	AM2	1010	0.249458	0.281996	0.249458	AM2->AM2	Lrpap1	Ldlr
64605	AM1	AM2	1010	0.175799	0.281996	0.175799	AM1->AM2	Lrpap1	Ldlr
64606	AT2	AM2	1010	0.209941	0.281996	0.209941	AT2->AM2,	Lrpap1	Ldlr
64607	AT2_Retnla	AM2	1010	0.259067	0.281996	0.259067	AT2_Retnla	Lrpap1	Ldlr
64608	Fibroblasts	AM2	1010	0.438095	0.281996	0.281996	Fibroblasts	Lrpap1	Ldlr
64609	IM2	AM1	1010	0.173684	0.053653	0.053653	IM2->AM1,	Lrpap1	Ldlr
64610	IM1	AM1	1010	0.199288	0.053653	0.053653	IM1->AM1,	Lrpap1	Ldlr
64611	AM3	AM1	1010	0.374517	0.053653	0.053653	AM3->AM1	Lrpap1	Ldlr
64612	AM2	AM1	1010	0.249458	0.053653	0.053653	AM2->AM1	Lrpap1	Ldlr
64613	AM1	AM1	1010	0.175799	0.053653	0.053653	AM1->AM1	Lrpap1	Ldlr
64614	AT2	AM1	1010	0.209941	0.053653	0.053653	AT2->AM1,	Lrpap1	Ldlr
64615	AT2_Retnla	AM1	1010	0.259067	0.053653	0.053653	AT2_Retnla	Lrpap1	Ldlr
64616	Fibroblasts	AM1	1010	0.438095	0.053653	0.053653	Fibroblasts	Lrpap1	Ldlr
64617	IM2	AT2	1010	0.173684	0.400765	0.173684	IM2->AT2/	Lrpap1	Ldlr
64618	IM1	AT2	1010	0.199288	0.400765	0.199288	IM1->AT2/	Lrpap1	Ldlr
64619	AM3	AT2	1010	0.374517	0.400765	0.374517	AM3->AT2,	Lrpap1	Ldlr
64620	AM2	AT2	1010	0.249458	0.400765	0.249458	AM2->AT2,	Lrpap1	Ldlr
64621	AM1	AT2	1010	0.175799	0.400765	0.175799	AM1->AT2,	Lrpap1	Ldlr
64622	AT2	AT2	1010	0.209941	0.400765	0.209941	AT2->AT2/	Lrpap1	Ldlr
64623	AT2_Retnla	AT2	1010	0.259067	0.400765	0.259067	AT2_Retnla	Lrpap1	Ldlr
64624	Fibroblasts	AT2	1010	0.438095	0.400765	0.400765	Fibroblasts	Lrpap1	Ldlr
64625	IM2	AT2_Retnla	1010	0.173684	0.445596	0.173684	IM2->AT2_	Lrpap1	Ldlr
64626	IM1	AT2_Retnla	1010	0.199288	0.445596	0.199288	IM1->AT2_	Lrpap1	Ldlr
64627	AM3	AT2_Retnla	1010	0.374517	0.445596	0.374517	AM3->AT2_	Lrpap1	Ldlr
64628	AM2	AT2_Retnla	1010	0.249458	0.445596	0.249458	AM2->AT2_	Lrpap1	Ldlr
64629	AM1	AT2_Retnla	1010	0.175799	0.445596	0.175799	AM1->AT2_	Lrpap1	Ldlr
64630	AT2	AT2_Retnla	1010	0.209941	0.445596	0.209941	AT2->AT2_	Lrpap1	Ldlr
64631	AT2_Retnla	AT2_Retnla	1010	0.259067	0.445596	0.259067	AT2_Retnla	Lrpap1	Ldlr
64632	Fibroblasts	AT2_Retnla	1010	0.438095	0.445596	0.438095	Fibroblasts	Lrpap1	Ldlr
64633	IM2	Fibroblasts	1010	0.173684	0.114286	0.114286	IM2->Fibro	Lrpap1	Ldlr
64634	IM1	Fibroblasts	1010	0.199288	0.114286	0.114286	IM1->Fibro	Lrpap1	Ldlr

64635	AM3	Fibroblasts	1010	0.374517	0.114286	0.114286	AM3->Fibro	Lrpap1	Ldlr
64636	AM2	Fibroblasts	1010	0.249458	0.114286	0.114286	AM2->Fibro	Lrpap1	Ldlr
64637	AM1	Fibroblasts	1010	0.175799	0.114286	0.114286	AM1->Fibro	Lrpap1	Ldlr
64638	AT2	Fibroblasts	1010	0.209941	0.114286	0.114286	AT2->Fibrol	Lrpap1	Ldlr
64639	AT2_Retnla	Fibroblasts	1010	0.259067	0.114286	0.114286	AT2_Retnla	Lrpap1	Ldlr
64640	Fibroblasts	Fibroblasts	1010	0.438095	0.114286	0.114286	Fibroblasts-	Lrpap1	Ldlr
64641	IM2	IM2	1011	0.173684	0.405263	0.173684	IM2->IM2/	Lrpap1	Lrp1
64642	IM1	IM2	1011	0.199288	0.405263	0.199288	IM1->IM2/	Lrpap1	Lrp1
64643	AM3	IM2	1011	0.374517	0.405263	0.374517	AM3->IM2,	Lrpap1	Lrp1
64644	AM2	IM2	1011	0.249458	0.405263	0.249458	AM2->IM2,	Lrpap1	Lrp1
64645	AM1	IM2	1011	0.175799	0.405263	0.175799	AM1->IM2,	Lrpap1	Lrp1
64646	AT2	IM2	1011	0.209941	0.405263	0.209941	AT2->IM2/	Lrpap1	Lrp1
64647	AT2_Retnla	IM2	1011	0.259067	0.405263	0.259067	AT2_Retnla	Lrpap1	Lrp1
64648	Fibroblasts	IM2	1011	0.438095	0.405263	0.405263	Fibroblasts-	Lrpap1	Lrp1
64649	IM2	IM1	1011	0.173684	0.451957	0.173684	IM2->IM1/	Lrpap1	Lrp1
64650	IM1	IM1	1011	0.199288	0.451957	0.199288	IM1->IM1/	Lrpap1	Lrp1
64651	AM3	IM1	1011	0.374517	0.451957	0.374517	AM3->IM1,	Lrpap1	Lrp1
64652	AM2	IM1	1011	0.249458	0.451957	0.249458	AM2->IM1,	Lrpap1	Lrp1
64653	AM1	IM1	1011	0.175799	0.451957	0.175799	AM1->IM1,	Lrpap1	Lrp1
64654	AT2	IM1	1011	0.209941	0.451957	0.209941	AT2->IM1/	Lrpap1	Lrp1
64655	AT2_Retnla	IM1	1011	0.259067	0.451957	0.259067	AT2_Retnla	Lrpap1	Lrp1
64656	Fibroblasts	IM1	1011	0.438095	0.451957	0.438095	Fibroblasts-	Lrpap1	Lrp1
64657	IM2	AM3	1011	0.173684	0.783784	0.173684	IM2->AM3,	Lrpap1	Lrp1
64658	IM1	AM3	1011	0.199288	0.783784	0.199288	IM1->AM3,	Lrpap1	Lrp1
64659	AM3	AM3	1011	0.374517	0.783784	0.374517	AM3->AM3	Lrpap1	Lrp1
64660	AM2	AM3	1011	0.249458	0.783784	0.249458	AM2->AM3	Lrpap1	Lrp1
64661	AM1	AM3	1011	0.175799	0.783784	0.175799	AM1->AM3	Lrpap1	Lrp1
64662	AT2	AM3	1011	0.209941	0.783784	0.209941	AT2->AM3,	Lrpap1	Lrp1
64663	AT2_Retnla	AM3	1011	0.259067	0.783784	0.259067	AT2_Retnla	Lrpap1	Lrp1
64664	Fibroblasts	AM3	1011	0.438095	0.783784	0.438095	Fibroblasts-	Lrpap1	Lrp1
64665	IM2	AM2	1011	0.173684	0.832972	0.173684	IM2->AM2,	Lrpap1	Lrp1
64666	IM1	AM2	1011	0.199288	0.832972	0.199288	IM1->AM2,	Lrpap1	Lrp1
64667	AM3	AM2	1011	0.374517	0.832972	0.374517	AM3->AM2	Lrpap1	Lrp1
64668	AM2	AM2	1011	0.249458	0.832972	0.249458	AM2->AM2	Lrpap1	Lrp1
64669	AM1	AM2	1011	0.175799	0.832972	0.175799	AM1->AM2	Lrpap1	Lrp1
64670	AT2	AM2	1011	0.209941	0.832972	0.209941	AT2->AM2,	Lrpap1	Lrp1
64671	AT2_Retnla	AM2	1011	0.259067	0.832972	0.259067	AT2_Retnla	Lrpap1	Lrp1
64672	Fibroblasts	AM2	1011	0.438095	0.832972	0.438095	Fibroblasts-	Lrpap1	Lrp1
64673	IM2	AM1	1011	0.173684	0.808219	0.173684	IM2->AM1,	Lrpap1	Lrp1
64674	IM1	AM1	1011	0.199288	0.808219	0.199288	IM1->AM1,	Lrpap1	Lrp1
64675	AM3	AM1	1011	0.374517	0.808219	0.374517	AM3->AM1	Lrpap1	Lrp1
64676	AM2	AM1	1011	0.249458	0.808219	0.249458	AM2->AM1	Lrpap1	Lrp1
64677	AM1	AM1	1011	0.175799	0.808219	0.175799	AM1->AM1	Lrpap1	Lrp1
64678	AT2	AM1	1011	0.209941	0.808219	0.209941	AT2->AM1,	Lrpap1	Lrp1
64679	AT2_Retnla	AM1	1011	0.259067	0.808219	0.259067	AT2_Retnla	Lrpap1	Lrp1
64680	Fibroblasts	AM1	1011	0.438095	0.808219	0.438095	Fibroblasts-	Lrpap1	Lrp1
64697	IM2	Fibroblasts	1011	0.173684	0.809524	0.173684	IM2->Fibro	Lrpap1	Lrp1

64698	IM1	Fibroblasts	1011	0.199288	0.809524	0.199288	IM1->Fibro	Lrpap1	Lrp1
64699	AM3	Fibroblasts	1011	0.374517	0.809524	0.374517	AM3->Fibr	Lrpap1	Lrp1
64700	AM2	Fibroblasts	1011	0.249458	0.809524	0.249458	AM2->Fibr	Lrpap1	Lrp1
64701	AM1	Fibroblasts	1011	0.175799	0.809524	0.175799	AM1->Fibr	Lrpap1	Lrp1
64702	AT2	Fibroblasts	1011	0.209941	0.809524	0.209941	AT2->Fibro	Lrpap1	Lrp1
64703	AT2_Retnla	Fibroblasts	1011	0.259067	0.809524	0.259067	AT2_Retnla	Lrpap1	Lrp1
64704	Fibroblasts	Fibroblasts	1011	0.438095	0.809524	0.438095	Fibroblasts-	Lrpap1	Lrp1
64745	IM2	AT2	1012	0.173684	0.49635	0.173684	IM2->AT2/	Lrpap1	Lrp2
64746	IM1	AT2	1012	0.199288	0.49635	0.199288	IM1->AT2/	Lrpap1	Lrp2
64747	AM3	AT2	1012	0.374517	0.49635	0.374517	AM3->AT2/	Lrpap1	Lrp2
64748	AM2	AT2	1012	0.249458	0.49635	0.249458	AM2->AT2/	Lrpap1	Lrp2
64749	AM1	AT2	1012	0.175799	0.49635	0.175799	AM1->AT2/	Lrpap1	Lrp2
64750	AT2	AT2	1012	0.209941	0.49635	0.209941	AT2->AT2/	Lrpap1	Lrp2
64751	AT2_Retnla	AT2	1012	0.259067	0.49635	0.259067	AT2_Retnla	Lrpap1	Lrp2
64752	Fibroblasts	AT2	1012	0.438095	0.49635	0.438095	Fibroblasts-	Lrpap1	Lrp2
64753	IM2	AT2_Retnla	1012	0.173684	0.720207	0.173684	IM2->AT2_	Lrpap1	Lrp2
64754	IM1	AT2_Retnla	1012	0.199288	0.720207	0.199288	IM1->AT2_	Lrpap1	Lrp2
64755	AM3	AT2_Retnla	1012	0.374517	0.720207	0.374517	AM3->AT2_	Lrpap1	Lrp2
64756	AM2	AT2_Retnla	1012	0.249458	0.720207	0.249458	AM2->AT2_	Lrpap1	Lrp2
64757	AM1	AT2_Retnla	1012	0.175799	0.720207	0.175799	AM1->AT2_	Lrpap1	Lrp2
64758	AT2	AT2_Retnla	1012	0.209941	0.720207	0.209941	AT2->AT2_	Lrpap1	Lrp2
64759	AT2_Retnla	AT2_Retnla	1012	0.259067	0.720207	0.259067	AT2_Retnla	Lrpap1	Lrp2
64760	Fibroblasts	AT2_Retnla	1012	0.438095	0.720207	0.438095	Fibroblasts-	Lrpap1	Lrp2
64793	IM2	AM2	1013	0.173684	0.056399	0.056399	IM2->AM2/	Lrpap1	Lrp8
64794	IM1	AM2	1013	0.199288	0.056399	0.056399	IM1->AM2/	Lrpap1	Lrp8
64795	AM3	AM2	1013	0.374517	0.056399	0.056399	AM3->AM2	Lrpap1	Lrp8
64796	AM2	AM2	1013	0.249458	0.056399	0.056399	AM2->AM2	Lrpap1	Lrp8
64797	AM1	AM2	1013	0.175799	0.056399	0.056399	AM1->AM2	Lrpap1	Lrp8
64798	AT2	AM2	1013	0.209941	0.056399	0.056399	AT2->AM2/	Lrpap1	Lrp8
64799	AT2_Retnla	AM2	1013	0.259067	0.056399	0.056399	AT2_Retnla	Lrpap1	Lrp8
64800	Fibroblasts	AM2	1013	0.438095	0.056399	0.056399	Fibroblasts-	Lrpap1	Lrp8
64841	IM2	IM1	1014	0.173684	0.096085	0.096085	IM2->IM1/	Lrpap1	Sorl1
64842	IM1	IM1	1014	0.199288	0.096085	0.096085	IM1->IM1/	Lrpap1	Sorl1
64843	AM3	IM1	1014	0.374517	0.096085	0.096085	AM3->IM1/	Lrpap1	Sorl1
64844	AM2	IM1	1014	0.249458	0.096085	0.096085	AM2->IM1/	Lrpap1	Sorl1
64845	AM1	IM1	1014	0.175799	0.096085	0.096085	AM1->IM1/	Lrpap1	Sorl1
64846	AT2	IM1	1014	0.209941	0.096085	0.096085	AT2->IM1/	Lrpap1	Sorl1
64847	AT2_Retnla	IM1	1014	0.259067	0.096085	0.096085	AT2_Retnla	Lrpap1	Sorl1
64848	Fibroblasts	IM1	1014	0.438095	0.096085	0.096085	Fibroblasts-	Lrpap1	Sorl1
64873	IM2	AT2	1014	0.173684	0.297185	0.173684	IM2->AT2/	Lrpap1	Sorl1
64874	IM1	AT2	1014	0.199288	0.297185	0.199288	IM1->AT2/	Lrpap1	Sorl1
64875	AM3	AT2	1014	0.374517	0.297185	0.297185	AM3->AT2/	Lrpap1	Sorl1
64876	AM2	AT2	1014	0.249458	0.297185	0.249458	AM2->AT2/	Lrpap1	Sorl1
64877	AM1	AT2	1014	0.175799	0.297185	0.175799	AM1->AT2/	Lrpap1	Sorl1
64878	AT2	AT2	1014	0.209941	0.297185	0.209941	AT2->AT2/	Lrpap1	Sorl1
64879	AT2_Retnla	AT2	1014	0.259067	0.297185	0.259067	AT2_Retnla	Lrpap1	Sorl1
64880	Fibroblasts	AT2	1014	0.438095	0.297185	0.297185	Fibroblasts-	Lrpap1	Sorl1

64881	IM2	AT2_Retnla	1014	0.173684	0.336788	0.173684	IM2->AT2_	Lrpap1	Sorl1
64882	IM1	AT2_Retnla	1014	0.199288	0.336788	0.199288	IM1->AT2_	Lrpap1	Sorl1
64883	AM3	AT2_Retnla	1014	0.374517	0.336788	0.336788	AM3->AT2_	Lrpap1	Sorl1
64884	AM2	AT2_Retnla	1014	0.249458	0.336788	0.249458	AM2->AT2_	Lrpap1	Sorl1
64885	AM1	AT2_Retnla	1014	0.175799	0.336788	0.175799	AM1->AT2_	Lrpap1	Sorl1
64886	AT2	AT2_Retnla	1014	0.209941	0.336788	0.209941	AT2->AT2_	Lrpap1	Sorl1
64887	AT2_Retnla	AT2_Retnla	1014	0.259067	0.336788	0.259067	AT2_Retnla	Lrpap1	Sorl1
64888	Fibroblasts	AT2_Retnla	1014	0.438095	0.336788	0.336788	Fibroblasts	Lrpap1	Sorl1
64889	IM2	Fibroblasts	1014	0.173684	0.285714	0.173684	IM2->Fibro	Lrpap1	Sorl1
64890	IM1	Fibroblasts	1014	0.199288	0.285714	0.199288	IM1->Fibro	Lrpap1	Sorl1
64891	AM3	Fibroblasts	1014	0.374517	0.285714	0.285714	AM3->Fibr	Lrpap1	Sorl1
64892	AM2	Fibroblasts	1014	0.249458	0.285714	0.249458	AM2->Fibr	Lrpap1	Sorl1
64893	AM1	Fibroblasts	1014	0.175799	0.285714	0.175799	AM1->Fibr	Lrpap1	Sorl1
64894	AT2	Fibroblasts	1014	0.209941	0.285714	0.209941	AT2->Fibro	Lrpap1	Sorl1
64895	AT2_Retnla	Fibroblasts	1014	0.259067	0.285714	0.259067	AT2_Retnla	Lrpap1	Sorl1
64896	Fibroblasts	Fibroblasts	1014	0.438095	0.285714	0.285714	Fibroblasts	Lrpap1	Sorl1
64913	IM2	AM3	1015	0.173684	0.370656	0.173684	IM2->AM3	Lrpap1	Sort1
64914	IM1	AM3	1015	0.199288	0.370656	0.199288	IM1->AM3	Lrpap1	Sort1
64915	AM3	AM3	1015	0.374517	0.370656	0.370656	AM3->AM3	Lrpap1	Sort1
64916	AM2	AM3	1015	0.249458	0.370656	0.249458	AM2->AM3	Lrpap1	Sort1
64917	AM1	AM3	1015	0.175799	0.370656	0.175799	AM1->AM3	Lrpap1	Sort1
64918	AT2	AM3	1015	0.209941	0.370656	0.209941	AT2->AM3	Lrpap1	Sort1
64919	AT2_Retnla	AM3	1015	0.259067	0.370656	0.259067	AT2_Retnla	Lrpap1	Sort1
64920	Fibroblasts	AM3	1015	0.438095	0.370656	0.370656	Fibroblasts	Lrpap1	Sort1
64921	IM2	AM2	1015	0.173684	0.700651	0.173684	IM2->AM2	Lrpap1	Sort1
64922	IM1	AM2	1015	0.199288	0.700651	0.199288	IM1->AM2	Lrpap1	Sort1
64923	AM3	AM2	1015	0.374517	0.700651	0.374517	AM3->AM2	Lrpap1	Sort1
64924	AM2	AM2	1015	0.249458	0.700651	0.249458	AM2->AM2	Lrpap1	Sort1
64925	AM1	AM2	1015	0.175799	0.700651	0.175799	AM1->AM2	Lrpap1	Sort1
64926	AT2	AM2	1015	0.209941	0.700651	0.209941	AT2->AM2	Lrpap1	Sort1
64927	AT2_Retnla	AM2	1015	0.259067	0.700651	0.259067	AT2_Retnla	Lrpap1	Sort1
64928	Fibroblasts	AM2	1015	0.438095	0.700651	0.438095	Fibroblasts	Lrpap1	Sort1
64929	IM2	AM1	1015	0.173684	0.680365	0.173684	IM2->AM1	Lrpap1	Sort1
64930	IM1	AM1	1015	0.199288	0.680365	0.199288	IM1->AM1	Lrpap1	Sort1
64931	AM3	AM1	1015	0.374517	0.680365	0.374517	AM3->AM1	Lrpap1	Sort1
64932	AM2	AM1	1015	0.249458	0.680365	0.249458	AM2->AM1	Lrpap1	Sort1
64933	AM1	AM1	1015	0.175799	0.680365	0.175799	AM1->AM1	Lrpap1	Sort1
64934	AT2	AM1	1015	0.209941	0.680365	0.209941	AT2->AM1	Lrpap1	Sort1
64935	AT2_Retnla	AM1	1015	0.259067	0.680365	0.259067	AT2_Retnla	Lrpap1	Sort1
64936	Fibroblasts	AM1	1015	0.438095	0.680365	0.438095	Fibroblasts	Lrpap1	Sort1
64937	IM2	AT2	1015	0.173684	0.425443	0.173684	IM2->AT2/	Lrpap1	Sort1
64938	IM1	AT2	1015	0.199288	0.425443	0.199288	IM1->AT2/	Lrpap1	Sort1
64939	AM3	AT2	1015	0.374517	0.425443	0.374517	AM3->AT2	Lrpap1	Sort1
64940	AM2	AT2	1015	0.249458	0.425443	0.249458	AM2->AT2	Lrpap1	Sort1
64941	AM1	AT2	1015	0.175799	0.425443	0.175799	AM1->AT2	Lrpap1	Sort1
64942	AT2	AT2	1015	0.209941	0.425443	0.209941	AT2->AT2/	Lrpap1	Sort1
64943	AT2_Retnla	AT2	1015	0.259067	0.425443	0.259067	AT2_Retnla	Lrpap1	Sort1

64944	Fibroblasts	AT2	1015	0.438095	0.425443	0.425443	Fibroblasts·	Lrpap1	Sort1
64945	IM2	AT2_Retnla	1015	0.173684	0.362694	0.173684	IM2->AT2_	Lrpap1	Sort1
64946	IM1	AT2_Retnla	1015	0.199288	0.362694	0.199288	IM1->AT2_	Lrpap1	Sort1
64947	AM3	AT2_Retnla	1015	0.374517	0.362694	0.362694	AM3->AT2_	Lrpap1	Sort1
64948	AM2	AT2_Retnla	1015	0.249458	0.362694	0.249458	AM2->AT2_	Lrpap1	Sort1
64949	AM1	AT2_Retnla	1015	0.175799	0.362694	0.175799	AM1->AT2_	Lrpap1	Sort1
64950	AT2	AT2_Retnla	1015	0.209941	0.362694	0.209941	AT2->AT2_	Lrpap1	Sort1
64951	AT2_Retnla	AT2_Retnla	1015	0.259067	0.362694	0.259067	AT2_Retnla	Lrpap1	Sort1
64952	Fibroblasts	AT2_Retnla	1015	0.438095	0.362694	0.362694	Fibroblasts·	Lrpap1	Sort1
64953	IM2	Fibroblasts	1015	0.173684	0.228571	0.173684	IM2->Fibro	Lrpap1	Sort1
64954	IM1	Fibroblasts	1015	0.199288	0.228571	0.199288	IM1->Fibro	Lrpap1	Sort1
64955	AM3	Fibroblasts	1015	0.374517	0.228571	0.228571	AM3->Fibr	Lrpap1	Sort1
64956	AM2	Fibroblasts	1015	0.249458	0.228571	0.228571	AM2->Fibr	Lrpap1	Sort1
64957	AM1	Fibroblasts	1015	0.175799	0.228571	0.175799	AM1->Fibr	Lrpap1	Sort1
64958	AT2	Fibroblasts	1015	0.209941	0.228571	0.209941	AT2->Fibro	Lrpap1	Sort1
64959	AT2_Retnla	Fibroblasts	1015	0.259067	0.228571	0.228571	AT2_Retnla	Lrpap1	Sort1
64960	Fibroblasts	Fibroblasts	1015	0.438095	0.228571	0.228571	Fibroblasts·	Lrpap1	Sort1
65001	IM2	AT2	1016	0.173684	0.171707	0.171707	IM2->AT2/	Lrpap1	Vldlr
65002	IM1	AT2	1016	0.199288	0.171707	0.171707	IM1->AT2/	Lrpap1	Vldlr
65003	AM3	AT2	1016	0.374517	0.171707	0.171707	AM3->AT2/	Lrpap1	Vldlr
65004	AM2	AT2	1016	0.249458	0.171707	0.171707	AM2->AT2/	Lrpap1	Vldlr
65005	AM1	AT2	1016	0.175799	0.171707	0.171707	AM1->AT2/	Lrpap1	Vldlr
65006	AT2	AT2	1016	0.209941	0.171707	0.171707	AT2->AT2/	Lrpap1	Vldlr
65007	AT2_Retnla	AT2	1016	0.259067	0.171707	0.171707	AT2_Retnla	Lrpap1	Vldlr
65008	Fibroblasts	AT2	1016	0.438095	0.171707	0.171707	Fibroblasts·	Lrpap1	Vldlr
65009	IM2	AT2_Retnla	1016	0.173684	0.103627	0.103627	IM2->AT2_	Lrpap1	Vldlr
65010	IM1	AT2_Retnla	1016	0.199288	0.103627	0.103627	IM1->AT2_	Lrpap1	Vldlr
65011	AM3	AT2_Retnla	1016	0.374517	0.103627	0.103627	AM3->AT2_	Lrpap1	Vldlr
65012	AM2	AT2_Retnla	1016	0.249458	0.103627	0.103627	AM2->AT2_	Lrpap1	Vldlr
65013	AM1	AT2_Retnla	1016	0.175799	0.103627	0.103627	AM1->AT2_	Lrpap1	Vldlr
65014	AT2	AT2_Retnla	1016	0.209941	0.103627	0.103627	AT2->AT2_	Lrpap1	Vldlr
65015	AT2_Retnla	AT2_Retnla	1016	0.259067	0.103627	0.103627	AT2_Retnla	Lrpap1	Vldlr
65016	Fibroblasts	AT2_Retnla	1016	0.438095	0.103627	0.103627	Fibroblasts·	Lrpap1	Vldlr
65017	IM2	Fibroblasts	1016	0.173684	0.352381	0.173684	IM2->Fibro	Lrpap1	Vldlr
65018	IM1	Fibroblasts	1016	0.199288	0.352381	0.199288	IM1->Fibro	Lrpap1	Vldlr
65019	AM3	Fibroblasts	1016	0.374517	0.352381	0.352381	AM3->Fibr	Lrpap1	Vldlr
65020	AM2	Fibroblasts	1016	0.249458	0.352381	0.249458	AM2->Fibr	Lrpap1	Vldlr
65021	AM1	Fibroblasts	1016	0.175799	0.352381	0.175799	AM1->Fibr	Lrpap1	Vldlr
65022	AT2	Fibroblasts	1016	0.209941	0.352381	0.209941	AT2->Fibro	Lrpap1	Vldlr
65023	AT2_Retnla	Fibroblasts	1016	0.259067	0.352381	0.259067	AT2_Retnla	Lrpap1	Vldlr
65024	Fibroblasts	Fibroblasts	1016	0.438095	0.352381	0.352381	Fibroblasts·	Lrpap1	Vldlr
65411	AM3	IM2	1023	0.057915	0.057895	0.057895	AM3->IM2/	Ltb	Cd40
65414	AT2	IM2	1023	0.054918	0.057895	0.054918	AT2->IM2/	Ltb	Cd40
65416	Fibroblasts	IM2	1023	0.07619	0.057895	0.057895	Fibroblasts·	Ltb	Cd40
65467	AM3	Fibroblasts	1023	0.057915	0.190476	0.057915	AM3->Fibr	Ltb	Cd40
65470	AT2	Fibroblasts	1023	0.054918	0.190476	0.054918	AT2->Fibro	Ltb	Cd40
65472	Fibroblasts	Fibroblasts	1023	0.07619	0.190476	0.07619	Fibroblasts·	Ltb	Cd40

65475	AM3	IM2	1024	0.057915	0.115789	0.057915	AM3->IM2,	Ltb	Ltbr
65478	AT2	IM2	1024	0.054918	0.115789	0.054918	AT2->IM2/:	Ltb	Ltbr
65480	Fibroblasts	IM2	1024	0.07619	0.115789	0.07619	Fibroblasts·	Ltb	Ltbr
65483	AM3	IM1	1024	0.057915	0.11032	0.057915	AM3->IM1,	Ltb	Ltbr
65486	AT2	IM1	1024	0.054918	0.11032	0.054918	AT2->IM1/:	Ltb	Ltbr
65488	Fibroblasts	IM1	1024	0.07619	0.11032	0.07619	Fibroblasts·	Ltb	Ltbr
65491	AM3	AM3	1024	0.057915	0.158301	0.057915	AM3->AM3	Ltb	Ltbr
65494	AT2	AM3	1024	0.054918	0.158301	0.054918	AT2->AM3,	Ltb	Ltbr
65496	Fibroblasts	AM3	1024	0.07619	0.158301	0.07619	Fibroblasts·	Ltb	Ltbr
65499	AM3	AM2	1024	0.057915	0.203905	0.057915	AM3->AM2	Ltb	Ltbr
65502	AT2	AM2	1024	0.054918	0.203905	0.054918	AT2->AM2,	Ltb	Ltbr
65504	Fibroblasts	AM2	1024	0.07619	0.203905	0.07619	Fibroblasts·	Ltb	Ltbr
65507	AM3	AM1	1024	0.057915	0.148402	0.057915	AM3->AM1	Ltb	Ltbr
65510	AT2	AM1	1024	0.054918	0.148402	0.054918	AT2->AM1,	Ltb	Ltbr
65512	Fibroblasts	AM1	1024	0.07619	0.148402	0.07619	Fibroblasts·	Ltb	Ltbr
65515	AM3	AT2	1024	0.057915	0.186653	0.057915	AM3->AT2,	Ltb	Ltbr
65518	AT2	AT2	1024	0.054918	0.186653	0.054918	AT2->AT2/:	Ltb	Ltbr
65520	Fibroblasts	AT2	1024	0.07619	0.186653	0.07619	Fibroblasts·	Ltb	Ltbr
65523	AM3	AT2_Retnla	1024	0.057915	0.217617	0.057915	AM3->AT2_	Ltb	Ltbr
65526	AT2	AT2_Retnla	1024	0.054918	0.217617	0.054918	AT2->AT2_	Ltb	Ltbr
65528	Fibroblasts	AT2_Retnla	1024	0.07619	0.217617	0.07619	Fibroblasts·	Ltb	Ltbr
65531	AM3	Fibroblasts	1024	0.057915	0.190476	0.057915	AM3->Fibro	Ltb	Ltbr
65534	AT2	Fibroblasts	1024	0.054918	0.190476	0.054918	AT2->Fibro	Ltb	Ltbr
65536	Fibroblasts	Fibroblasts	1024	0.07619	0.190476	0.07619	Fibroblasts·	Ltb	Ltbr
65539	AM3	IM2	1025	0.057915	0.342105	0.057915	AM3->IM2,	Ltb	Tnfrsf1a
65542	AT2	IM2	1025	0.054918	0.342105	0.054918	AT2->IM2/:	Ltb	Tnfrsf1a
65544	Fibroblasts	IM2	1025	0.07619	0.342105	0.07619	Fibroblasts·	Ltb	Tnfrsf1a
65547	AM3	IM1	1025	0.057915	0.295374	0.057915	AM3->IM1,	Ltb	Tnfrsf1a
65550	AT2	IM1	1025	0.054918	0.295374	0.054918	AT2->IM1/:	Ltb	Tnfrsf1a
65552	Fibroblasts	IM1	1025	0.07619	0.295374	0.07619	Fibroblasts·	Ltb	Tnfrsf1a
65555	AM3	AM3	1025	0.057915	0.254826	0.057915	AM3->AM3	Ltb	Tnfrsf1a
65558	AT2	AM3	1025	0.054918	0.254826	0.054918	AT2->AM3,	Ltb	Tnfrsf1a
65560	Fibroblasts	AM3	1025	0.07619	0.254826	0.07619	Fibroblasts·	Ltb	Tnfrsf1a
65563	AM3	AM2	1025	0.057915	0.383948	0.057915	AM3->AM2	Ltb	Tnfrsf1a
65566	AT2	AM2	1025	0.054918	0.383948	0.054918	AT2->AM2,	Ltb	Tnfrsf1a
65568	Fibroblasts	AM2	1025	0.07619	0.383948	0.07619	Fibroblasts·	Ltb	Tnfrsf1a
65571	AM3	AM1	1025	0.057915	0.315068	0.057915	AM3->AM1	Ltb	Tnfrsf1a
65574	AT2	AM1	1025	0.054918	0.315068	0.054918	AT2->AM1,	Ltb	Tnfrsf1a
65576	Fibroblasts	AM1	1025	0.07619	0.315068	0.07619	Fibroblasts·	Ltb	Tnfrsf1a
65579	AM3	AT2	1025	0.057915	0.192562	0.057915	AM3->AT2,	Ltb	Tnfrsf1a
65582	AT2	AT2	1025	0.054918	0.192562	0.054918	AT2->AT2/:	Ltb	Tnfrsf1a
65584	Fibroblasts	AT2	1025	0.07619	0.192562	0.07619	Fibroblasts·	Ltb	Tnfrsf1a
65587	AM3	AT2_Retnla	1025	0.057915	0.134715	0.057915	AM3->AT2_	Ltb	Tnfrsf1a
65590	AT2	AT2_Retnla	1025	0.054918	0.134715	0.054918	AT2->AT2_	Ltb	Tnfrsf1a
65592	Fibroblasts	AT2_Retnla	1025	0.07619	0.134715	0.07619	Fibroblasts·	Ltb	Tnfrsf1a
65595	AM3	Fibroblasts	1025	0.057915	0.4	0.057915	AM3->Fibro	Ltb	Tnfrsf1a
65598	AT2	Fibroblasts	1025	0.054918	0.4	0.054918	AT2->Fibro	Ltb	Tnfrsf1a

65600	Fibroblasts	Fibroblasts	1025	0.07619	0.4	0.07619	Fibroblasts·	Ltb	Tnfrsf1a
65608	Fibroblasts	IM2	1026	0.514286	0.326316	0.326316	Fibroblasts·	Ltbp1	Itgb5
65616	Fibroblasts	IM1	1026	0.514286	0.402135	0.402135	Fibroblasts·	Ltbp1	Itgb5
65624	Fibroblasts	AM3	1026	0.514286	0.316602	0.316602	Fibroblasts·	Ltbp1	Itgb5
65632	Fibroblasts	AM2	1026	0.514286	0.266811	0.266811	Fibroblasts·	Ltbp1	Itgb5
65640	Fibroblasts	AM1	1026	0.514286	0.245434	0.245434	Fibroblasts·	Ltbp1	Itgb5
65664	Fibroblasts	Fibroblasts	1026	0.514286	0.285714	0.285714	Fibroblasts·	Ltbp1	Itgb5
65667	AM3	IM2	1027	0.092664	0.326316	0.092664	AM3->IM2,	Ltbp3	Itgb5
65670	AT2	IM2	1027	0.279458	0.326316	0.279458	AT2->IM2/:	Ltbp3	Itgb5
65671	AT2_Retnla	IM2	1027	0.409326	0.326316	0.326316	AT2_Retnla	Ltbp3	Itgb5
65672	Fibroblasts	IM2	1027	0.390476	0.326316	0.326316	Fibroblasts·	Ltbp3	Itgb5
65675	AM3	IM1	1027	0.092664	0.402135	0.092664	AM3->IM1,	Ltbp3	Itgb5
65678	AT2	IM1	1027	0.279458	0.402135	0.279458	AT2->IM1/:	Ltbp3	Itgb5
65679	AT2_Retnla	IM1	1027	0.409326	0.402135	0.402135	AT2_Retnla	Ltbp3	Itgb5
65680	Fibroblasts	IM1	1027	0.390476	0.402135	0.390476	Fibroblasts·	Ltbp3	Itgb5
65683	AM3	AM3	1027	0.092664	0.316602	0.092664	AM3->AM3	Ltbp3	Itgb5
65686	AT2	AM3	1027	0.279458	0.316602	0.279458	AT2->AM3,	Ltbp3	Itgb5
65687	AT2_Retnla	AM3	1027	0.409326	0.316602	0.316602	AT2_Retnla	Ltbp3	Itgb5
65688	Fibroblasts	AM3	1027	0.390476	0.316602	0.316602	Fibroblasts·	Ltbp3	Itgb5
65691	AM3	AM2	1027	0.092664	0.266811	0.092664	AM3->AM2	Ltbp3	Itgb5
65694	AT2	AM2	1027	0.279458	0.266811	0.266811	AT2->AM2,	Ltbp3	Itgb5
65695	AT2_Retnla	AM2	1027	0.409326	0.266811	0.266811	AT2_Retnla	Ltbp3	Itgb5
65696	Fibroblasts	AM2	1027	0.390476	0.266811	0.266811	Fibroblasts·	Ltbp3	Itgb5
65699	AM3	AM1	1027	0.092664	0.245434	0.092664	AM3->AM1	Ltbp3	Itgb5
65702	AT2	AM1	1027	0.279458	0.245434	0.245434	AT2->AM1,	Ltbp3	Itgb5
65703	AT2_Retnla	AM1	1027	0.409326	0.245434	0.245434	AT2_Retnla	Ltbp3	Itgb5
65704	Fibroblasts	AM1	1027	0.390476	0.245434	0.245434	Fibroblasts·	Ltbp3	Itgb5
65723	AM3	Fibroblasts	1027	0.092664	0.285714	0.092664	AM3->Fibro	Ltbp3	Itgb5
65726	AT2	Fibroblasts	1027	0.279458	0.285714	0.279458	AT2->Fibrol	Ltbp3	Itgb5
65727	AT2_Retnla	Fibroblasts	1027	0.409326	0.285714	0.285714	AT2_Retnla	Ltbp3	Itgb5
65728	Fibroblasts	Fibroblasts	1027	0.390476	0.285714	0.285714	Fibroblasts·	Ltbp3	Itgb5
66049	IM2	IM2	1033	0.678947	0.052632	0.052632	IM2->IM2/	Ly86	Cd180
66050	IM1	IM2	1033	0.701068	0.052632	0.052632	IM1->IM2/	Ly86	Cd180
66051	AM3	IM2	1033	0.285714	0.052632	0.052632	AM3->IM2,	Ly86	Cd180
66052	AM2	IM2	1033	0.110629	0.052632	0.052632	AM2->IM2,	Ly86	Cd180
66053	AM1	IM2	1033	0.099315	0.052632	0.052632	AM1->IM2,	Ly86	Cd180
66055	AT2_Retnla	IM2	1033	0.056995	0.052632	0.052632	AT2_Retnla	Ly86	Cd180
66056	Fibroblasts	IM2	1033	0.085714	0.052632	0.052632	Fibroblasts·	Ly86	Cd180
66057	IM2	IM1	1033	0.678947	0.074733	0.074733	IM2->IM1/	Ly86	Cd180
66058	IM1	IM1	1033	0.701068	0.074733	0.074733	IM1->IM1/	Ly86	Cd180
66059	AM3	IM1	1033	0.285714	0.074733	0.074733	AM3->IM1,	Ly86	Cd180
66060	AM2	IM1	1033	0.110629	0.074733	0.074733	AM2->IM1,	Ly86	Cd180
66061	AM1	IM1	1033	0.099315	0.074733	0.074733	AM1->IM1,	Ly86	Cd180
66063	AT2_Retnla	IM1	1033	0.056995	0.074733	0.056995	AT2_Retnla	Ly86	Cd180
66064	Fibroblasts	IM1	1033	0.085714	0.074733	0.074733	Fibroblasts·	Ly86	Cd180
66065	IM2	AM3	1033	0.678947	0.054054	0.054054	IM2->AM3,	Ly86	Cd180
66066	IM1	AM3	1033	0.701068	0.054054	0.054054	IM1->AM3,	Ly86	Cd180

66067	AM3	AM3	1033	0.285714	0.054054	0.054054	AM3->AM3	Ly86	Cd180
66068	AM2	AM3	1033	0.110629	0.054054	0.054054	AM2->AM3	Ly86	Cd180
66069	AM1	AM3	1033	0.099315	0.054054	0.054054	AM1->AM3	Ly86	Cd180
66071	AT2_Retnla	AM3	1033	0.056995	0.054054	0.054054	AT2_Retnla	Ly86	Cd180
66072	Fibroblasts	AM3	1033	0.085714	0.054054	0.054054	Fibroblasts	Ly86	Cd180
66184	Fibroblasts	IM2	1035	0.209524	0.147368	0.147368	Fibroblasts	Mdk	Itga4
66192	Fibroblasts	IM1	1035	0.209524	0.209964	0.209524	Fibroblasts	Mdk	Itga4
66200	Fibroblasts	AM3	1035	0.209524	0.146718	0.146718	Fibroblasts	Mdk	Itga4
66208	Fibroblasts	AM2	1035	0.209524	0.121475	0.121475	Fibroblasts	Mdk	Itga4
66216	Fibroblasts	AM1	1035	0.209524	0.184932	0.184932	Fibroblasts	Mdk	Itga4
66240	Fibroblasts	Fibroblasts	1035	0.209524	0.095238	0.095238	Fibroblasts	Mdk	Itga4
66248	Fibroblasts	IM2	1036	0.209524	0.084211	0.084211	Fibroblasts	Mdk	Itga6
66256	Fibroblasts	IM1	1036	0.209524	0.181495	0.181495	Fibroblasts	Mdk	Itga6
66264	Fibroblasts	AM3	1036	0.209524	0.088803	0.088803	Fibroblasts	Mdk	Itga6
66272	Fibroblasts	AM2	1036	0.209524	0.058568	0.058568	Fibroblasts	Mdk	Itga6
66280	Fibroblasts	AM1	1036	0.209524	0.059361	0.059361	Fibroblasts	Mdk	Itga6
66288	Fibroblasts	AT2	1036	0.209524	0.12513	0.12513	Fibroblasts	Mdk	Itga6
66296	Fibroblasts	AT2_Retnla	1036	0.209524	0.165803	0.165803	Fibroblasts	Mdk	Itga6
66312	Fibroblasts	IM2	1037	0.209524	0.321053	0.209524	Fibroblasts	Mdk	Itgb1
66320	Fibroblasts	IM1	1037	0.209524	0.377224	0.209524	Fibroblasts	Mdk	Itgb1
66328	Fibroblasts	AM3	1037	0.209524	0.633205	0.209524	Fibroblasts	Mdk	Itgb1
66336	Fibroblasts	AM2	1037	0.209524	0.572668	0.209524	Fibroblasts	Mdk	Itgb1
66344	Fibroblasts	AM1	1037	0.209524	0.509132	0.209524	Fibroblasts	Mdk	Itgb1
66352	Fibroblasts	AT2	1037	0.209524	0.421967	0.209524	Fibroblasts	Mdk	Itgb1
66360	Fibroblasts	AT2_Retnla	1037	0.209524	0.430052	0.209524	Fibroblasts	Mdk	Itgb1
66368	Fibroblasts	Fibroblasts	1037	0.209524	0.666667	0.209524	Fibroblasts	Mdk	Itgb1
66376	Fibroblasts	IM2	1038	0.209524	0.405263	0.209524	Fibroblasts	Mdk	Lrp1
66384	Fibroblasts	IM1	1038	0.209524	0.451957	0.209524	Fibroblasts	Mdk	Lrp1
66392	Fibroblasts	AM3	1038	0.209524	0.783784	0.209524	Fibroblasts	Mdk	Lrp1
66400	Fibroblasts	AM2	1038	0.209524	0.832972	0.209524	Fibroblasts	Mdk	Lrp1
66408	Fibroblasts	AM1	1038	0.209524	0.808219	0.209524	Fibroblasts	Mdk	Lrp1
66432	Fibroblasts	Fibroblasts	1038	0.209524	0.809524	0.209524	Fibroblasts	Mdk	Lrp1
66480	Fibroblasts	AT2	1039	0.209524	0.49635	0.209524	Fibroblasts	Mdk	Lrp2
66488	Fibroblasts	AT2_Retnla	1039	0.209524	0.720207	0.209524	Fibroblasts	Mdk	Lrp2
66504	Fibroblasts	IM2	1040	0.209524	0.063158	0.063158	Fibroblasts	Mdk	Ptprb
66528	Fibroblasts	AM2	1040	0.209524	0.060738	0.060738	Fibroblasts	Mdk	Ptprb
66536	Fibroblasts	AM1	1040	0.209524	0.062785	0.062785	Fibroblasts	Mdk	Ptprb
66544	Fibroblasts	AT2	1040	0.209524	0.062565	0.062565	Fibroblasts	Mdk	Ptprb
66648	Fibroblasts	AM3	1042	0.209524	0.069498	0.069498	Fibroblasts	Mdk	Sdc1
66672	Fibroblasts	AT2	1042	0.209524	0.728537	0.209524	Fibroblasts	Mdk	Sdc1
66680	Fibroblasts	AT2_Retnla	1042	0.209524	0.787565	0.209524	Fibroblasts	Mdk	Sdc1
66688	Fibroblasts	Fibroblasts	1042	0.209524	0.07619	0.07619	Fibroblasts	Mdk	Sdc1
66696	Fibroblasts	IM2	1043	0.209524	0.326316	0.209524	Fibroblasts	Mdk	Sdc3
66704	Fibroblasts	IM1	1043	0.209524	0.377224	0.209524	Fibroblasts	Mdk	Sdc3
66712	Fibroblasts	AM3	1043	0.209524	0.53668	0.209524	Fibroblasts	Mdk	Sdc3
66720	Fibroblasts	AM2	1043	0.209524	0.546638	0.209524	Fibroblasts	Mdk	Sdc3
66728	Fibroblasts	AM1	1043	0.209524	0.436073	0.209524	Fibroblasts	Mdk	Sdc3

66752	Fibroblasts	Fibroblasts	1043	0.209524	0.057143	0.057143	Fibroblasts·	Mdk	Sdc3
66760	Fibroblasts	IM2	1044	0.209524	0.357895	0.209524	Fibroblasts·	Mdk	Sdc4
66768	Fibroblasts	IM1	1044	0.209524	0.27758	0.209524	Fibroblasts·	Mdk	Sdc4
66776	Fibroblasts	AM3	1044	0.209524	0.146718	0.146718	Fibroblasts·	Mdk	Sdc4
66800	Fibroblasts	AT2	1044	0.209524	0.89642	0.209524	Fibroblasts·	Mdk	Sdc4
66808	Fibroblasts	AT2_Retnla	1044	0.209524	0.927461	0.209524	Fibroblasts·	Mdk	Sdc4
66816	Fibroblasts	Fibroblasts	1044	0.209524	0.552381	0.209524	Fibroblasts·	Mdk	Sdc4
66864	Fibroblasts	AT2	1045	0.209524	0.18561	0.18561	Fibroblasts·	Mdk	Tspan1
66872	Fibroblasts	AT2_Retnla	1045	0.209524	0.284974	0.209524	Fibroblasts·	Mdk	Tspan1
66888	Fibroblasts	IM2	1046	0.342857	0.089474	0.089474	Fibroblasts·	Mfap2	Notch1
66896	Fibroblasts	IM1	1046	0.342857	0.099644	0.099644	Fibroblasts·	Mfap2	Notch1
66904	Fibroblasts	AM3	1046	0.342857	0.166023	0.166023	Fibroblasts·	Mfap2	Notch1
66912	Fibroblasts	AM2	1046	0.342857	0.140998	0.140998	Fibroblasts·	Mfap2	Notch1
66920	Fibroblasts	AM1	1046	0.342857	0.165525	0.165525	Fibroblasts·	Mfap2	Notch1
66928	Fibroblasts	AT2	1046	0.342857	0.108446	0.108446	Fibroblasts·	Mfap2	Notch1
66936	Fibroblasts	AT2_Retnla	1046	0.342857	0.145078	0.145078	Fibroblasts·	Mfap2	Notch1
66944	Fibroblasts	Fibroblasts	1046	0.342857	0.095238	0.095238	Fibroblasts·	Mfap2	Notch1
66952	Fibroblasts	IM2	1047	0.809524	0.089474	0.089474	Fibroblasts·	Mfap5	Notch1
66960	Fibroblasts	IM1	1047	0.809524	0.099644	0.099644	Fibroblasts·	Mfap5	Notch1
66968	Fibroblasts	AM3	1047	0.809524	0.166023	0.166023	Fibroblasts·	Mfap5	Notch1
66976	Fibroblasts	AM2	1047	0.809524	0.140998	0.140998	Fibroblasts·	Mfap5	Notch1
66984	Fibroblasts	AM1	1047	0.809524	0.165525	0.165525	Fibroblasts·	Mfap5	Notch1
66992	Fibroblasts	AT2	1047	0.809524	0.108446	0.108446	Fibroblasts·	Mfap5	Notch1
67000	Fibroblasts	AT2_Retnla	1047	0.809524	0.145078	0.145078	Fibroblasts·	Mfap5	Notch1
67008	Fibroblasts	Fibroblasts	1047	0.809524	0.095238	0.095238	Fibroblasts·	Mfap5	Notch1
67009	IM2	IM2	1048	0.084211	0.094737	0.084211	IM2->IM2/	Mfge8	Itgav
67010	IM1	IM2	1048	0.088968	0.094737	0.088968	IM1->IM2/	Mfge8	Itgav
67011	AM3	IM2	1048	0.432432	0.094737	0.094737	AM3->IM2,	Mfge8	Itgav
67012	AM2	IM2	1048	0.149675	0.094737	0.094737	AM2->IM2,	Mfge8	Itgav
67014	AT2	IM2	1048	0.074035	0.094737	0.074035	AT2->IM2/	Mfge8	Itgav
67015	AT2_Retnla	IM2	1048	0.07772	0.094737	0.07772	AT2_Retnla	Mfge8	Itgav
67016	Fibroblasts	IM2	1048	0.685714	0.094737	0.094737	Fibroblasts·	Mfge8	Itgav
67017	IM2	IM1	1048	0.084211	0.199288	0.084211	IM2->IM1/	Mfge8	Itgav
67018	IM1	IM1	1048	0.088968	0.199288	0.088968	IM1->IM1/	Mfge8	Itgav
67019	AM3	IM1	1048	0.432432	0.199288	0.199288	AM3->IM1,	Mfge8	Itgav
67020	AM2	IM1	1048	0.149675	0.199288	0.149675	AM2->IM1,	Mfge8	Itgav
67022	AT2	IM1	1048	0.074035	0.199288	0.074035	AT2->IM1/	Mfge8	Itgav
67023	AT2_Retnla	IM1	1048	0.07772	0.199288	0.07772	AT2_Retnla	Mfge8	Itgav
67024	Fibroblasts	IM1	1048	0.685714	0.199288	0.199288	Fibroblasts·	Mfge8	Itgav
67025	IM2	AM3	1048	0.084211	0.208494	0.084211	IM2->AM3,	Mfge8	Itgav
67026	IM1	AM3	1048	0.088968	0.208494	0.088968	IM1->AM3,	Mfge8	Itgav
67027	AM3	AM3	1048	0.432432	0.208494	0.208494	AM3->AM3	Mfge8	Itgav
67028	AM2	AM3	1048	0.149675	0.208494	0.149675	AM2->AM3	Mfge8	Itgav
67030	AT2	AM3	1048	0.074035	0.208494	0.074035	AT2->AM3,	Mfge8	Itgav
67031	AT2_Retnla	AM3	1048	0.07772	0.208494	0.07772	AT2_Retnla	Mfge8	Itgav
67032	Fibroblasts	AM3	1048	0.685714	0.208494	0.208494	Fibroblasts·	Mfge8	Itgav
67033	IM2	AM2	1048	0.084211	0.112798	0.084211	IM2->AM2,	Mfge8	Itgav

67034	IM1	AM2	1048	0.088968	0.112798	0.088968	IM1->AM2,	Mfge8	Itgav
67035	AM3	AM2	1048	0.432432	0.112798	0.112798	AM3->AM2	Mfge8	Itgav
67036	AM2	AM2	1048	0.149675	0.112798	0.112798	AM2->AM2	Mfge8	Itgav
67038	AT2	AM2	1048	0.074035	0.112798	0.074035	AT2->AM2,	Mfge8	Itgav
67039	AT2_Retnla	AM2	1048	0.07772	0.112798	0.07772	AT2_Retnla	Mfge8	Itgav
67040	Fibroblasts	AM2	1048	0.685714	0.112798	0.112798	Fibroblasts-	Mfge8	Itgav
67041	IM2	AM1	1048	0.084211	0.101598	0.084211	IM2->AM1,	Mfge8	Itgav
67042	IM1	AM1	1048	0.088968	0.101598	0.088968	IM1->AM1,	Mfge8	Itgav
67043	AM3	AM1	1048	0.432432	0.101598	0.101598	AM3->AM1	Mfge8	Itgav
67044	AM2	AM1	1048	0.149675	0.101598	0.101598	AM2->AM1	Mfge8	Itgav
67046	AT2	AM1	1048	0.074035	0.101598	0.074035	AT2->AM1,	Mfge8	Itgav
67047	AT2_Retnla	AM1	1048	0.07772	0.101598	0.07772	AT2_Retnla	Mfge8	Itgav
67048	Fibroblasts	AM1	1048	0.685714	0.101598	0.101598	Fibroblasts-	Mfge8	Itgav
67049	IM2	AT2	1048	0.084211	0.14251	0.084211	IM2->AT2/	Mfge8	Itgav
67050	IM1	AT2	1048	0.088968	0.14251	0.088968	IM1->AT2/	Mfge8	Itgav
67051	AM3	AT2	1048	0.432432	0.14251	0.14251	AM3->AT2,	Mfge8	Itgav
67052	AM2	AT2	1048	0.149675	0.14251	0.14251	AM2->AT2,	Mfge8	Itgav
67054	AT2	AT2	1048	0.074035	0.14251	0.074035	AT2->AT2/	Mfge8	Itgav
67055	AT2_Retnla	AT2	1048	0.07772	0.14251	0.07772	AT2_Retnla	Mfge8	Itgav
67056	Fibroblasts	AT2	1048	0.685714	0.14251	0.14251	Fibroblasts-	Mfge8	Itgav
67057	IM2	AT2_Retnla	1048	0.084211	0.170984	0.084211	IM2->AT2_	Mfge8	Itgav
67058	IM1	AT2_Retnla	1048	0.088968	0.170984	0.088968	IM1->AT2_	Mfge8	Itgav
67059	AM3	AT2_Retnla	1048	0.432432	0.170984	0.170984	AM3->AT2_	Mfge8	Itgav
67060	AM2	AT2_Retnla	1048	0.149675	0.170984	0.149675	AM2->AT2_	Mfge8	Itgav
67062	AT2	AT2_Retnla	1048	0.074035	0.170984	0.074035	AT2->AT2_	Mfge8	Itgav
67063	AT2_Retnla	AT2_Retnla	1048	0.07772	0.170984	0.07772	AT2_Retnla	Mfge8	Itgav
67064	Fibroblasts	AT2_Retnla	1048	0.685714	0.170984	0.170984	Fibroblasts-	Mfge8	Itgav
67065	IM2	Fibroblasts	1048	0.084211	0.180952	0.084211	IM2->Fibro	Mfge8	Itgav
67066	IM1	Fibroblasts	1048	0.088968	0.180952	0.088968	IM1->Fibro	Mfge8	Itgav
67067	AM3	Fibroblasts	1048	0.432432	0.180952	0.180952	AM3->Fibr	Mfge8	Itgav
67068	AM2	Fibroblasts	1048	0.149675	0.180952	0.149675	AM2->Fibr	Mfge8	Itgav
67070	AT2	Fibroblasts	1048	0.074035	0.180952	0.074035	AT2->Fibro	Mfge8	Itgav
67071	AT2_Retnla	Fibroblasts	1048	0.07772	0.180952	0.07772	AT2_Retnla	Mfge8	Itgav
67072	Fibroblasts	Fibroblasts	1048	0.685714	0.180952	0.180952	Fibroblasts-	Mfge8	Itgav
67193	IM2	Fibroblasts	1050	0.084211	0.266667	0.084211	IM2->Fibro	Mfge8	Pdgfrb
67194	IM1	Fibroblasts	1050	0.088968	0.266667	0.088968	IM1->Fibro	Mfge8	Pdgfrb
67195	AM3	Fibroblasts	1050	0.432432	0.266667	0.266667	AM3->Fibr	Mfge8	Pdgfrb
67196	AM2	Fibroblasts	1050	0.149675	0.266667	0.149675	AM2->Fibr	Mfge8	Pdgfrb
67198	AT2	Fibroblasts	1050	0.074035	0.266667	0.074035	AT2->Fibro	Mfge8	Pdgfrb
67199	AT2_Retnla	Fibroblasts	1050	0.07772	0.266667	0.07772	AT2_Retnla	Mfge8	Pdgfrb
67200	Fibroblasts	Fibroblasts	1050	0.685714	0.266667	0.266667	Fibroblasts-	Mfge8	Pdgfrb
67201	IM2	IM2	1051	0.089474	0.089474	0.089474	IM2->IM2/	Mfng	Notch1
67202	IM1	IM2	1051	0.106762	0.089474	0.089474	IM1->IM2/	Mfng	Notch1
67209	IM2	IM1	1051	0.089474	0.099644	0.089474	IM2->IM1/	Mfng	Notch1
67210	IM1	IM1	1051	0.106762	0.099644	0.099644	IM1->IM1/	Mfng	Notch1
67217	IM2	AM3	1051	0.089474	0.166023	0.089474	IM2->AM3,	Mfng	Notch1
67218	IM1	AM3	1051	0.106762	0.166023	0.106762	IM1->AM3,	Mfng	Notch1

67225	IM2	AM2	1051	0.089474	0.140998	0.089474	IM2->AM2,	Mfng	Notch1
67226	IM1	AM2	1051	0.106762	0.140998	0.106762	IM1->AM2,	Mfng	Notch1
67233	IM2	AM1	1051	0.089474	0.165525	0.089474	IM2->AM1,	Mfng	Notch1
67234	IM1	AM1	1051	0.106762	0.165525	0.106762	IM1->AM1,	Mfng	Notch1
67241	IM2	AT2	1051	0.089474	0.108446	0.089474	IM2->AT2/	Mfng	Notch1
67242	IM1	AT2	1051	0.106762	0.108446	0.106762	IM1->AT2/	Mfng	Notch1
67249	IM2	AT2_Retnla	1051	0.089474	0.145078	0.089474	IM2->AT2_	Mfng	Notch1
67250	IM1	AT2_Retnla	1051	0.106762	0.145078	0.106762	IM1->AT2_	Mfng	Notch1
67257	IM2	Fibroblasts	1051	0.089474	0.095238	0.089474	IM2->Fibro	Mfng	Notch1
67258	IM1	Fibroblasts	1051	0.106762	0.095238	0.095238	IM1->Fibro	Mfng	Notch1
67274	IM1	IM1	1052	0.41637	0.081851	0.081851	IM1->IM1/	Mmp12	Plaur
67275	AM3	IM1	1052	0.880309	0.081851	0.081851	AM3->IM1,	Mmp12	Plaur
67276	AM2	IM1	1052	0.284165	0.081851	0.081851	AM2->IM1,	Mmp12	Plaur
67277	AM1	IM1	1052	0.075342	0.081851	0.075342	AM1->IM1,	Mmp12	Plaur
67279	AT2_Retnla	IM1	1052	0.072539	0.081851	0.072539	AT2_Retnla	Mmp12	Plaur
67282	IM1	AM3	1052	0.41637	0.501931	0.41637	IM1->AM3,	Mmp12	Plaur
67283	AM3	AM3	1052	0.880309	0.501931	0.501931	AM3->AM3	Mmp12	Plaur
67284	AM2	AM3	1052	0.284165	0.501931	0.284165	AM2->AM3	Mmp12	Plaur
67285	AM1	AM3	1052	0.075342	0.501931	0.075342	AM1->AM3	Mmp12	Plaur
67287	AT2_Retnla	AM3	1052	0.072539	0.501931	0.072539	AT2_Retnla	Mmp12	Plaur
67290	IM1	AM2	1052	0.41637	0.553145	0.41637	IM1->AM2,	Mmp12	Plaur
67291	AM3	AM2	1052	0.880309	0.553145	0.553145	AM3->AM2	Mmp12	Plaur
67292	AM2	AM2	1052	0.284165	0.553145	0.284165	AM2->AM2	Mmp12	Plaur
67293	AM1	AM2	1052	0.075342	0.553145	0.075342	AM1->AM2	Mmp12	Plaur
67295	AT2_Retnla	AM2	1052	0.072539	0.553145	0.072539	AT2_Retnla	Mmp12	Plaur
67298	IM1	AM1	1052	0.41637	0.444064	0.41637	IM1->AM1,	Mmp12	Plaur
67299	AM3	AM1	1052	0.880309	0.444064	0.444064	AM3->AM1	Mmp12	Plaur
67300	AM2	AM1	1052	0.284165	0.444064	0.284165	AM2->AM1	Mmp12	Plaur
67301	AM1	AM1	1052	0.075342	0.444064	0.075342	AM1->AM1	Mmp12	Plaur
67303	AT2_Retnla	AM1	1052	0.072539	0.444064	0.072539	AT2_Retnla	Mmp12	Plaur
67330	IM1	IM2	1053	0.103203	0.405263	0.103203	IM1->IM2/	Mmp13	Lrp1
67331	AM3	IM2	1053	0.054054	0.405263	0.054054	AM3->IM2,	Mmp13	Lrp1
67338	IM1	IM1	1053	0.103203	0.451957	0.103203	IM1->IM1/	Mmp13	Lrp1
67339	AM3	IM1	1053	0.054054	0.451957	0.054054	AM3->IM1,	Mmp13	Lrp1
67346	IM1	AM3	1053	0.103203	0.783784	0.103203	IM1->AM3,	Mmp13	Lrp1
67347	AM3	AM3	1053	0.054054	0.783784	0.054054	AM3->AM3	Mmp13	Lrp1
67354	IM1	AM2	1053	0.103203	0.832972	0.103203	IM1->AM2,	Mmp13	Lrp1
67355	AM3	AM2	1053	0.054054	0.832972	0.054054	AM3->AM2	Mmp13	Lrp1
67362	IM1	AM1	1053	0.103203	0.808219	0.103203	IM1->AM1,	Mmp13	Lrp1
67363	AM3	AM1	1053	0.054054	0.808219	0.054054	AM3->AM1	Mmp13	Lrp1
67386	IM1	Fibroblasts	1053	0.103203	0.809524	0.103203	IM1->Fibro	Mmp13	Lrp1
67387	AM3	Fibroblasts	1053	0.054054	0.809524	0.054054	AM3->Fibro	Mmp13	Lrp1
67456	Fibroblasts	Fibroblasts	1054	0.619048	0.542857	0.542857	Fibroblasts-	Mmp2	Sdc2
67457	IM2	IM2	1055	0.136842	0.284211	0.136842	IM2->IM2/	Mmp9	Cd44
67465	IM2	IM1	1055	0.136842	0.462633	0.136842	IM2->IM1/	Mmp9	Cd44
67473	IM2	AM3	1055	0.136842	0.957529	0.136842	IM2->AM3,	Mmp9	Cd44
67481	IM2	AM2	1055	0.136842	0.980477	0.136842	IM2->AM2,	Mmp9	Cd44

67489	IM2	AM1	1055	0.136842	0.981735	0.136842	IM2->AM1,	Mmp9	Cd44
67497	IM2	AT2	1055	0.136842	0.308655	0.136842	IM2->AT2/	Mmp9	Cd44
67505	IM2	AT2_Retnla	1055	0.136842	0.409326	0.136842	IM2->AT2_	Mmp9	Cd44
67513	IM2	Fibroblasts	1055	0.136842	0.32381	0.136842	IM2->Fibro	Mmp9	Cd44
67585	IM2	IM2	1057	0.136842	0.331579	0.136842	IM2->IM2/	Mmp9	Itgam
67593	IM2	IM1	1057	0.136842	0.313167	0.136842	IM2->IM1/	Mmp9	Itgam
67601	IM2	AM3	1057	0.136842	0.216216	0.136842	IM2->AM3,	Mmp9	Itgam
67649	IM2	IM2	1058	0.136842	0.3	0.136842	IM2->IM2/	Mmp9	Itgb2
67657	IM2	IM1	1058	0.136842	0.419929	0.136842	IM2->IM1/	Mmp9	Itgb2
67665	IM2	AM3	1058	0.136842	0.903475	0.136842	IM2->AM3,	Mmp9	Itgb2
67673	IM2	AM2	1058	0.136842	0.913232	0.136842	IM2->AM2,	Mmp9	Itgb2
67681	IM2	AM1	1058	0.136842	0.825342	0.136842	IM2->AM1,	Mmp9	Itgb2
67689	IM2	AT2	1058	0.136842	0.05179	0.05179	IM2->AT2/	Mmp9	Itgb2
67705	IM2	Fibroblasts	1058	0.136842	0.085714	0.085714	IM2->Fibro	Mmp9	Itgb2
67713	IM2	IM2	1059	0.136842	0.405263	0.136842	IM2->IM2/	Mmp9	Lrp1
67721	IM2	IM1	1059	0.136842	0.451957	0.136842	IM2->IM1/	Mmp9	Lrp1
67729	IM2	AM3	1059	0.136842	0.783784	0.136842	IM2->AM3,	Mmp9	Lrp1
67737	IM2	AM2	1059	0.136842	0.832972	0.136842	IM2->AM2,	Mmp9	Lrp1
67745	IM2	AM1	1059	0.136842	0.808219	0.136842	IM2->AM1,	Mmp9	Lrp1
67769	IM2	Fibroblasts	1059	0.136842	0.809524	0.136842	IM2->Fibro	Mmp9	Lrp1
67841	IM2	IM2	1061	0.173684	0.073684	0.073684	IM2->IM2/	Nampt	Insr
67842	IM1	IM2	1061	0.131673	0.073684	0.073684	IM1->IM2/	Nampt	Insr
67843	AM3	IM2	1061	0.521236	0.073684	0.073684	AM3->IM2,	Nampt	Insr
67844	AM2	IM2	1061	0.546638	0.073684	0.073684	AM2->IM2,	Nampt	Insr
67845	AM1	IM2	1061	0.30137	0.073684	0.073684	AM1->IM2,	Nampt	Insr
67846	AT2	IM2	1061	0.150852	0.073684	0.073684	AT2->IM2/	Nampt	Insr
67847	AT2_Retnla	IM2	1061	0.176166	0.073684	0.073684	AT2_Retnla	Nampt	Insr
67848	Fibroblasts	IM2	1061	0.180952	0.073684	0.073684	Fibroblasts	Nampt	Insr
67857	IM2	AM3	1061	0.173684	0.131274	0.131274	IM2->AM3,	Nampt	Insr
67858	IM1	AM3	1061	0.131673	0.131274	0.131274	IM1->AM3,	Nampt	Insr
67859	AM3	AM3	1061	0.521236	0.131274	0.131274	AM3->AM3	Nampt	Insr
67860	AM2	AM3	1061	0.546638	0.131274	0.131274	AM2->AM3	Nampt	Insr
67861	AM1	AM3	1061	0.30137	0.131274	0.131274	AM1->AM3	Nampt	Insr
67862	AT2	AM3	1061	0.150852	0.131274	0.131274	AT2->AM3,	Nampt	Insr
67863	AT2_Retnla	AM3	1061	0.176166	0.131274	0.131274	AT2_Retnla	Nampt	Insr
67864	Fibroblasts	AM3	1061	0.180952	0.131274	0.131274	Fibroblasts	Nampt	Insr
67865	IM2	AM2	1061	0.173684	0.164859	0.164859	IM2->AM2,	Nampt	Insr
67866	IM1	AM2	1061	0.131673	0.164859	0.131673	IM1->AM2,	Nampt	Insr
67867	AM3	AM2	1061	0.521236	0.164859	0.164859	AM3->AM2	Nampt	Insr
67868	AM2	AM2	1061	0.546638	0.164859	0.164859	AM2->AM2	Nampt	Insr
67869	AM1	AM2	1061	0.30137	0.164859	0.164859	AM1->AM2	Nampt	Insr
67870	AT2	AM2	1061	0.150852	0.164859	0.150852	AT2->AM2,	Nampt	Insr
67871	AT2_Retnla	AM2	1061	0.176166	0.164859	0.164859	AT2_Retnla	Nampt	Insr
67872	Fibroblasts	AM2	1061	0.180952	0.164859	0.164859	Fibroblasts	Nampt	Insr
67873	IM2	AM1	1061	0.173684	0.157534	0.157534	IM2->AM1,	Nampt	Insr
67874	IM1	AM1	1061	0.131673	0.157534	0.131673	IM1->AM1,	Nampt	Insr
67875	AM3	AM1	1061	0.521236	0.157534	0.157534	AM3->AM1	Nampt	Insr

67876	AM2	AM1	1061	0.546638	0.157534	0.157534	AM2->AM1	Nampt	Insr
67877	AM1	AM1	1061	0.30137	0.157534	0.157534	AM1->AM1	Nampt	Insr
67878	AT2	AM1	1061	0.150852	0.157534	0.150852	AT2->AM1/	Nampt	Insr
67879	AT2_Retnla	AM1	1061	0.176166	0.157534	0.157534	AT2_Retnla	Nampt	Insr
67880	Fibroblasts	AM1	1061	0.180952	0.157534	0.157534	Fibroblasts	Nampt	Insr
67881	IM2	AT2	1061	0.173684	0.183525	0.173684	IM2->AT2/	Nampt	Insr
67882	IM1	AT2	1061	0.131673	0.183525	0.131673	IM1->AT2/	Nampt	Insr
67883	AM3	AT2	1061	0.521236	0.183525	0.183525	AM3->AT2/	Nampt	Insr
67884	AM2	AT2	1061	0.546638	0.183525	0.183525	AM2->AT2/	Nampt	Insr
67885	AM1	AT2	1061	0.30137	0.183525	0.183525	AM1->AT2/	Nampt	Insr
67886	AT2	AT2	1061	0.150852	0.183525	0.150852	AT2->AT2/	Nampt	Insr
67887	AT2_Retnla	AT2	1061	0.176166	0.183525	0.176166	AT2_Retnla	Nampt	Insr
67888	Fibroblasts	AT2	1061	0.180952	0.183525	0.180952	Fibroblasts	Nampt	Insr
67889	IM2	AT2_Retnla	1061	0.173684	0.150259	0.150259	IM2->AT2_	Nampt	Insr
67890	IM1	AT2_Retnla	1061	0.131673	0.150259	0.131673	IM1->AT2_	Nampt	Insr
67891	AM3	AT2_Retnla	1061	0.521236	0.150259	0.150259	AM3->AT2_	Nampt	Insr
67892	AM2	AT2_Retnla	1061	0.546638	0.150259	0.150259	AM2->AT2_	Nampt	Insr
67893	AM1	AT2_Retnla	1061	0.30137	0.150259	0.150259	AM1->AT2_	Nampt	Insr
67894	AT2	AT2_Retnla	1061	0.150852	0.150259	0.150259	AT2->AT2_	Nampt	Insr
67895	AT2_Retnla	AT2_Retnla	1061	0.176166	0.150259	0.150259	AT2_Retnla	Nampt	Insr
67896	Fibroblasts	AT2_Retnla	1061	0.180952	0.150259	0.150259	Fibroblasts	Nampt	Insr
67897	IM2	Fibroblasts	1061	0.173684	0.114286	0.114286	IM2->Fibro	Nampt	Insr
67898	IM1	Fibroblasts	1061	0.131673	0.114286	0.114286	IM1->Fibro	Nampt	Insr
67899	AM3	Fibroblasts	1061	0.521236	0.114286	0.114286	AM3->Fibr	Nampt	Insr
67900	AM2	Fibroblasts	1061	0.546638	0.114286	0.114286	AM2->Fibr	Nampt	Insr
67901	AM1	Fibroblasts	1061	0.30137	0.114286	0.114286	AM1->Fibr	Nampt	Insr
67902	AT2	Fibroblasts	1061	0.150852	0.114286	0.114286	AT2->Fibro	Nampt	Insr
67903	AT2_Retnla	Fibroblasts	1061	0.176166	0.114286	0.114286	AT2_Retnla	Nampt	Insr
67904	Fibroblasts	Fibroblasts	1061	0.180952	0.114286	0.114286	Fibroblasts	Nampt	Insr
68416	Fibroblasts	Fibroblasts	1069	0.419048	0.371429	0.371429	Fibroblasts	Nid1	Col13a1
68464	Fibroblasts	AT2	1070	0.419048	0.105666	0.105666	Fibroblasts	Nid1	Itga3
68472	Fibroblasts	AT2_Retnla	1070	0.419048	0.145078	0.145078	Fibroblasts	Nid1	Itga3
68488	Fibroblasts	IM2	1071	0.419048	0.094737	0.094737	Fibroblasts	Nid1	Itgav
68496	Fibroblasts	IM1	1071	0.419048	0.199288	0.199288	Fibroblasts	Nid1	Itgav
68504	Fibroblasts	AM3	1071	0.419048	0.208494	0.208494	Fibroblasts	Nid1	Itgav
68512	Fibroblasts	AM2	1071	0.419048	0.112798	0.112798	Fibroblasts	Nid1	Itgav
68520	Fibroblasts	AM1	1071	0.419048	0.101598	0.101598	Fibroblasts	Nid1	Itgav
68528	Fibroblasts	AT2	1071	0.419048	0.14251	0.14251	Fibroblasts	Nid1	Itgav
68536	Fibroblasts	AT2_Retnla	1071	0.419048	0.170984	0.170984	Fibroblasts	Nid1	Itgav
68544	Fibroblasts	Fibroblasts	1071	0.419048	0.180952	0.180952	Fibroblasts	Nid1	Itgav
68552	Fibroblasts	IM2	1072	0.419048	0.321053	0.321053	Fibroblasts	Nid1	Itgb1
68560	Fibroblasts	IM1	1072	0.419048	0.377224	0.377224	Fibroblasts	Nid1	Itgb1
68568	Fibroblasts	AM3	1072	0.419048	0.633205	0.419048	Fibroblasts	Nid1	Itgb1
68576	Fibroblasts	AM2	1072	0.419048	0.572668	0.419048	Fibroblasts	Nid1	Itgb1
68584	Fibroblasts	AM1	1072	0.419048	0.509132	0.419048	Fibroblasts	Nid1	Itgb1
68592	Fibroblasts	AT2	1072	0.419048	0.421967	0.419048	Fibroblasts	Nid1	Itgb1
68600	Fibroblasts	AT2_Retnla	1072	0.419048	0.430052	0.419048	Fibroblasts	Nid1	Itgb1

68608	Fibroblasts	Fibroblasts	1072	0.419048	0.666667	0.419048	Fibroblasts·	Nid1	Itgb1
68720	Fibroblasts	AT2	1074	0.419048	0.870699	0.419048	Fibroblasts·	Nid1	Ptprf
68728	Fibroblasts	AT2_Retnla	1074	0.419048	0.901554	0.419048	Fibroblasts·	Nid1	Ptprf
69758	AT2	Fibroblasts	1090	0.343761	0.457143	0.343761	AT2->Fibrol	Npnt	Itga8
69759	AT2_Retnla	Fibroblasts	1090	0.378238	0.457143	0.378238	AT2_Retnla	Npnt	Itga8
69760	Fibroblasts	Fibroblasts	1090	0.6	0.457143	0.457143	Fibroblasts·	Npnt	Itga8
69766	AT2	IM2	1091	0.343761	0.321053	0.321053	AT2->IM2/:	Npnt	Itgb1
69767	AT2_Retnla	IM2	1091	0.378238	0.321053	0.321053	AT2_Retnla	Npnt	Itgb1
69768	Fibroblasts	IM2	1091	0.6	0.321053	0.321053	Fibroblasts·	Npnt	Itgb1
69774	AT2	IM1	1091	0.343761	0.377224	0.343761	AT2->IM1/:	Npnt	Itgb1
69775	AT2_Retnla	IM1	1091	0.378238	0.377224	0.377224	AT2_Retnla	Npnt	Itgb1
69776	Fibroblasts	IM1	1091	0.6	0.377224	0.377224	Fibroblasts·	Npnt	Itgb1
69782	AT2	AM3	1091	0.343761	0.633205	0.343761	AT2->AM3/	Npnt	Itgb1
69783	AT2_Retnla	AM3	1091	0.378238	0.633205	0.378238	AT2_Retnla	Npnt	Itgb1
69784	Fibroblasts	AM3	1091	0.6	0.633205	0.6	Fibroblasts·	Npnt	Itgb1
69790	AT2	AM2	1091	0.343761	0.572668	0.343761	AT2->AM2/	Npnt	Itgb1
69791	AT2_Retnla	AM2	1091	0.378238	0.572668	0.378238	AT2_Retnla	Npnt	Itgb1
69792	Fibroblasts	AM2	1091	0.6	0.572668	0.572668	Fibroblasts·	Npnt	Itgb1
69798	AT2	AM1	1091	0.343761	0.509132	0.343761	AT2->AM1/	Npnt	Itgb1
69799	AT2_Retnla	AM1	1091	0.378238	0.509132	0.378238	AT2_Retnla	Npnt	Itgb1
69800	Fibroblasts	AM1	1091	0.6	0.509132	0.509132	Fibroblasts·	Npnt	Itgb1
69806	AT2	AT2	1091	0.343761	0.421967	0.343761	AT2->AT2/:	Npnt	Itgb1
69807	AT2_Retnla	AT2	1091	0.378238	0.421967	0.378238	AT2_Retnla	Npnt	Itgb1
69808	Fibroblasts	AT2	1091	0.6	0.421967	0.421967	Fibroblasts·	Npnt	Itgb1
69814	AT2	AT2_Retnla	1091	0.343761	0.430052	0.343761	AT2->AT2_	Npnt	Itgb1
69815	AT2_Retnla	AT2_Retnla	1091	0.378238	0.430052	0.378238	AT2_Retnla	Npnt	Itgb1
69816	Fibroblasts	AT2_Retnla	1091	0.6	0.430052	0.430052	Fibroblasts·	Npnt	Itgb1
69822	AT2	Fibroblasts	1091	0.343761	0.666667	0.343761	AT2->Fibrol	Npnt	Itgb1
69823	AT2_Retnla	Fibroblasts	1091	0.378238	0.666667	0.378238	AT2_Retnla	Npnt	Itgb1
69824	Fibroblasts	Fibroblasts	1091	0.6	0.666667	0.6	Fibroblasts·	Npnt	Itgb1
70908	AM2	Fibroblasts	1108	0.078091	0.180952	0.078091	AM2->Fibro	Nrg4	Egfr
70909	AM1	Fibroblasts	1108	0.074201	0.180952	0.074201	AM1->Fibro	Nrg4	Egfr
70956	AM2	AT2	1109	0.078091	0.074731	0.074731	AM2->AT2/	Nrg4	Erbb2
70957	AM1	AT2	1109	0.074201	0.074731	0.074201	AM1->AT2/	Nrg4	Erbb2
70964	AM2	AT2_Retnla	1109	0.078091	0.103627	0.078091	AM2->AT2_	Nrg4	Erbb2
70965	AM1	AT2_Retnla	1109	0.074201	0.103627	0.074201	AM1->AT2_	Nrg4	Erbb2
71167	AT2_Retnla	Fibroblasts	1112	0.062176	0.295238	0.062176	AT2_Retnla	Nrtn	Gfra2
71168	Fibroblasts	Fibroblasts	1112	0.066667	0.295238	0.066667	Fibroblasts·	Nrtn	Gfra2
71358	AT2	Fibroblasts	1115	0.063608	0.07619	0.063608	AT2->Fibrol	Ntf3	Ntrk1
71359	AT2_Retnla	Fibroblasts	1115	0.093264	0.07619	0.07619	AT2_Retnla	Ntf3	Ntrk1
71422	AT2	Fibroblasts	1116	0.063608	0.057143	0.057143	AT2->Fibrol	Ntf3	Ntrk2
71423	AT2_Retnla	Fibroblasts	1116	0.093264	0.057143	0.057143	AT2_Retnla	Ntf3	Ntrk2
71614	AT2	Fibroblasts	1119	0.103928	0.07619	0.07619	AT2->Fibrol	Ntf5	Ntrk1
71615	AT2_Retnla	Fibroblasts	1119	0.160622	0.07619	0.07619	AT2_Retnla	Ntf5	Ntrk1
71678	AT2	Fibroblasts	1120	0.103928	0.057143	0.057143	AT2->Fibrol	Ntf5	Ntrk2
71679	AT2_Retnla	Fibroblasts	1120	0.160622	0.057143	0.057143	AT2_Retnla	Ntf5	Ntrk2
71791	AT2_Retnla	AT2	1122	0.082902	0.271811	0.082902	AT2_Retnla	Ntn1	Adora2b

71792	Fibroblasts	AT2	1122	0.238095	0.271811	0.238095	Fibroblasts·	Ntn1	Adora2b
71799	AT2_Retnla	AT2_Retnla	1122	0.082902	0.357513	0.082902	AT2_Retnla	Ntn1	Adora2b
71800	Fibroblasts	AT2_Retnla	1122	0.238095	0.357513	0.238095	Fibroblasts·	Ntn1	Adora2b
71919	AT2_Retnla	AT2	1124	0.082902	0.068474	0.068474	AT2_Retnla	Ntn1	Neo1
71920	Fibroblasts	AT2	1124	0.238095	0.068474	0.068474	Fibroblasts·	Ntn1	Neo1
71927	AT2_Retnla	AT2_Retnla	1124	0.082902	0.056995	0.056995	AT2_Retnla	Ntn1	Neo1
71928	Fibroblasts	AT2_Retnla	1124	0.238095	0.056995	0.056995	Fibroblasts·	Ntn1	Neo1
71935	AT2_Retnla	Fibroblasts	1124	0.082902	0.171429	0.082902	AT2_Retnla	Ntn1	Neo1
71936	Fibroblasts	Fibroblasts	1124	0.238095	0.171429	0.171429	Fibroblasts·	Ntn1	Neo1
72127	AT2_Retnla	Fibroblasts	1127	0.082902	0.209524	0.082902	AT2_Retnla	Ntn1	Unc5c
72128	Fibroblasts	Fibroblasts	1127	0.238095	0.209524	0.209524	Fibroblasts·	Ntn1	Unc5c
72251	AM3	Fibroblasts	1129	0.100386	0.152381	0.100386	AM3->Fibro	Tbc1d24	Cdon
72252	AM2	Fibroblasts	1129	0.075922	0.152381	0.075922	AM2->Fibro	Tbc1d24	Cdon
72253	AM1	Fibroblasts	1129	0.070776	0.152381	0.070776	AM1->Fibro	Tbc1d24	Cdon
72254	AT2	Fibroblasts	1129	0.115398	0.152381	0.115398	AT2->Fibrol	Tbc1d24	Cdon
72255	AT2_Retnla	Fibroblasts	1129	0.15544	0.152381	0.152381	AT2_Retnla	Tbc1d24	Cdon
72256	Fibroblasts	Fibroblasts	1129	0.104762	0.152381	0.104762	Fibroblasts·	Tbc1d24	Cdon
72299	AM3	AT2	1130	0.100386	0.068474	0.068474	AM3->AT2/	Tbc1d24	Neo1
72300	AM2	AT2	1130	0.075922	0.068474	0.068474	AM2->AT2/	Tbc1d24	Neo1
72301	AM1	AT2	1130	0.070776	0.068474	0.068474	AM1->AT2/	Tbc1d24	Neo1
72302	AT2	AT2	1130	0.115398	0.068474	0.068474	AT2->AT2/	Tbc1d24	Neo1
72303	AT2_Retnla	AT2	1130	0.15544	0.068474	0.068474	AT2_Retnla	Tbc1d24	Neo1
72304	Fibroblasts	AT2	1130	0.104762	0.068474	0.068474	Fibroblasts·	Tbc1d24	Neo1
72307	AM3	AT2_Retnla	1130	0.100386	0.056995	0.056995	AM3->AT2_	Tbc1d24	Neo1
72308	AM2	AT2_Retnla	1130	0.075922	0.056995	0.056995	AM2->AT2_	Tbc1d24	Neo1
72309	AM1	AT2_Retnla	1130	0.070776	0.056995	0.056995	AM1->AT2_	Tbc1d24	Neo1
72310	AT2	AT2_Retnla	1130	0.115398	0.056995	0.056995	AT2->AT2_	Tbc1d24	Neo1
72311	AT2_Retnla	AT2_Retnla	1130	0.15544	0.056995	0.056995	AT2_Retnla	Tbc1d24	Neo1
72312	Fibroblasts	AT2_Retnla	1130	0.104762	0.056995	0.056995	Fibroblasts·	Tbc1d24	Neo1
72315	AM3	Fibroblasts	1130	0.100386	0.171429	0.100386	AM3->Fibro	Tbc1d24	Neo1
72316	AM2	Fibroblasts	1130	0.075922	0.171429	0.075922	AM2->Fibro	Tbc1d24	Neo1
72317	AM1	Fibroblasts	1130	0.070776	0.171429	0.070776	AM1->Fibro	Tbc1d24	Neo1
72318	AT2	Fibroblasts	1130	0.115398	0.171429	0.115398	AT2->Fibrol	Tbc1d24	Neo1
72319	AT2_Retnla	Fibroblasts	1130	0.15544	0.171429	0.15544	AT2_Retnla	Tbc1d24	Neo1
72320	Fibroblasts	Fibroblasts	1130	0.104762	0.171429	0.104762	Fibroblasts·	Tbc1d24	Neo1
73283	AM3	IM2	1146	0.084942	0.105263	0.084942	AM3->IM2/	Osm	Il6st
73284	AM2	IM2	1146	0.10846	0.105263	0.105263	AM2->IM2/	Osm	Il6st
73291	AM3	IM1	1146	0.084942	0.067616	0.067616	AM3->IM1/	Osm	Il6st
73292	AM2	IM1	1146	0.10846	0.067616	0.067616	AM2->IM1/	Osm	Il6st
73299	AM3	AM3	1146	0.084942	0.3861	0.084942	AM3->AM3	Osm	Il6st
73300	AM2	AM3	1146	0.10846	0.3861	0.10846	AM2->AM3	Osm	Il6st
73307	AM3	AM2	1146	0.084942	0.316703	0.084942	AM3->AM2	Osm	Il6st
73308	AM2	AM2	1146	0.10846	0.316703	0.10846	AM2->AM2	Osm	Il6st
73315	AM3	AM1	1146	0.084942	0.284247	0.084942	AM3->AM1	Osm	Il6st
73316	AM2	AM1	1146	0.10846	0.284247	0.10846	AM2->AM1	Osm	Il6st
73323	AM3	AT2	1146	0.084942	0.2878	0.084942	AM3->AT2/	Osm	Il6st
73324	AM2	AT2	1146	0.10846	0.2878	0.10846	AM2->AT2/	Osm	Il6st

73331	AM3	AT2_Retnla	1146	0.084942	0.253886	0.084942	AM3->AT2_	Osm	Il6st
73332	AM2	AT2_Retnla	1146	0.10846	0.253886	0.10846	AM2->AT2_	Osm	Il6st
73339	AM3	Fibroblasts	1146	0.084942	0.495238	0.084942	AM3->Fibro	Osm	Il6st
73340	AM2	Fibroblasts	1146	0.10846	0.495238	0.10846	AM2->Fibro	Osm	Il6st
73347	AM3	IM2	1147	0.084942	0.357895	0.084942	AM3->IM2,	Osm	Lifr
73348	AM2	IM2	1147	0.10846	0.357895	0.10846	AM2->IM2,	Osm	Lifr
73355	AM3	IM1	1147	0.084942	0.224199	0.084942	AM3->IM1,	Osm	Lifr
73356	AM2	IM1	1147	0.10846	0.224199	0.10846	AM2->IM1,	Osm	Lifr
73387	AM3	AT2	1147	0.084942	0.17692	0.084942	AM3->AT2,	Osm	Lifr
73388	AM2	AT2	1147	0.10846	0.17692	0.10846	AM2->AT2,	Osm	Lifr
73395	AM3	AT2_Retnla	1147	0.084942	0.170984	0.084942	AM3->AT2_	Osm	Lifr
73396	AM2	AT2_Retnla	1147	0.10846	0.170984	0.10846	AM2->AT2_	Osm	Lifr
73403	AM3	Fibroblasts	1147	0.084942	0.161905	0.084942	AM3->Fibro	Osm	Lifr
73404	AM2	Fibroblasts	1147	0.10846	0.161905	0.10846	AM2->Fibro	Osm	Lifr
73451	AM3	AT2	1148	0.084942	0.189781	0.084942	AM3->AT2,	Osm	Osmr
73452	AM2	AT2	1148	0.10846	0.189781	0.10846	AM2->AT2,	Osm	Osmr
73459	AM3	AT2_Retnla	1148	0.084942	0.284974	0.084942	AM3->AT2_	Osm	Osmr
73460	AM2	AT2_Retnla	1148	0.10846	0.284974	0.10846	AM2->AT2_	Osm	Osmr
73467	AM3	Fibroblasts	1148	0.084942	0.342857	0.084942	AM3->Fibro	Osm	Osmr
73468	AM2	Fibroblasts	1148	0.10846	0.342857	0.10846	AM2->Fibro	Osm	Osmr
73657	IM2	Fibroblasts	1151	0.342105	0.266667	0.266667	IM2->Fibro	Pdap1	Pdgfrb
73658	IM1	Fibroblasts	1151	0.338078	0.266667	0.266667	IM1->Fibro	Pdap1	Pdgfrb
73659	AM3	Fibroblasts	1151	0.432432	0.266667	0.266667	AM3->Fibro	Pdap1	Pdgfrb
73660	AM2	Fibroblasts	1151	0.518438	0.266667	0.266667	AM2->Fibro	Pdap1	Pdgfrb
73661	AM1	Fibroblasts	1151	0.481735	0.266667	0.266667	AM1->Fibro	Pdap1	Pdgfrb
73662	AT2	Fibroblasts	1151	0.4317	0.266667	0.266667	AT2->Fibrol	Pdap1	Pdgfrb
73663	AT2_Retnla	Fibroblasts	1151	0.46114	0.266667	0.266667	AT2_Retnla	Pdap1	Pdgfrb
73664	Fibroblasts	Fibroblasts	1151	0.447619	0.266667	0.266667	Fibroblasts·	Pdap1	Pdgfrb
73721	IM2	Fibroblasts	1152	0.142105	0.866667	0.142105	IM2->Fibro	Pdgfa	Pdgfra
73722	IM1	Fibroblasts	1152	0.174377	0.866667	0.174377	IM1->Fibro	Pdgfa	Pdgfra
73723	AM3	Fibroblasts	1152	0.150579	0.866667	0.150579	AM3->Fibro	Pdgfa	Pdgfra
73726	AT2	Fibroblasts	1152	0.200209	0.866667	0.200209	AT2->Fibrol	Pdgfa	Pdgfra
73727	AT2_Retnla	Fibroblasts	1152	0.202073	0.866667	0.202073	AT2_Retnla	Pdgfa	Pdgfra
73728	Fibroblasts	Fibroblasts	1152	0.066667	0.866667	0.066667	Fibroblasts·	Pdgfa	Pdgfra
73785	IM2	Fibroblasts	1153	0.142105	0.266667	0.142105	IM2->Fibro	Pdgfa	Pdgfrb
73786	IM1	Fibroblasts	1153	0.174377	0.266667	0.174377	IM1->Fibro	Pdgfa	Pdgfrb
73787	AM3	Fibroblasts	1153	0.150579	0.266667	0.150579	AM3->Fibro	Pdgfa	Pdgfrb
73790	AT2	Fibroblasts	1153	0.200209	0.266667	0.200209	AT2->Fibrol	Pdgfa	Pdgfrb
73791	AT2_Retnla	Fibroblasts	1153	0.202073	0.266667	0.202073	AT2_Retnla	Pdgfa	Pdgfrb
73792	Fibroblasts	Fibroblasts	1153	0.066667	0.266667	0.066667	Fibroblasts·	Pdgfa	Pdgfrb
73857	IM2	IM2	1155	0.073684	0.094737	0.073684	IM2->IM2/	Pdgfb	Itgav
73858	IM1	IM2	1155	0.163701	0.094737	0.094737	IM1->IM2/	Pdgfb	Itgav
73865	IM2	IM1	1155	0.073684	0.199288	0.073684	IM2->IM1/	Pdgfb	Itgav
73866	IM1	IM1	1155	0.163701	0.199288	0.163701	IM1->IM1/	Pdgfb	Itgav
73873	IM2	AM3	1155	0.073684	0.208494	0.073684	IM2->AM3,	Pdgfb	Itgav
73874	IM1	AM3	1155	0.163701	0.208494	0.163701	IM1->AM3,	Pdgfb	Itgav
73881	IM2	AM2	1155	0.073684	0.112798	0.073684	IM2->AM2,	Pdgfb	Itgav

73882	IM1	AM2	1155	0.163701	0.112798	0.112798	IM1->AM2,	Pdgfb	Itgav
73889	IM2	AM1	1155	0.073684	0.101598	0.073684	IM2->AM1,	Pdgfb	Itgav
73890	IM1	AM1	1155	0.163701	0.101598	0.101598	IM1->AM1,	Pdgfb	Itgav
73897	IM2	AT2	1155	0.073684	0.14251	0.073684	IM2->AT2/	Pdgfb	Itgav
73898	IM1	AT2	1155	0.163701	0.14251	0.14251	IM1->AT2/	Pdgfb	Itgav
73905	IM2	AT2_Retnla	1155	0.073684	0.170984	0.073684	IM2->AT2_	Pdgfb	Itgav
73906	IM1	AT2_Retnla	1155	0.163701	0.170984	0.163701	IM1->AT2_	Pdgfb	Itgav
73913	IM2	Fibroblasts	1155	0.073684	0.180952	0.073684	IM2->Fibro	Pdgfb	Itgav
73914	IM1	Fibroblasts	1155	0.163701	0.180952	0.163701	IM1->Fibro	Pdgfb	Itgav
73921	IM2	IM2	1156	0.073684	0.405263	0.073684	IM2->IM2/	Pdgfb	Lrp1
73922	IM1	IM2	1156	0.163701	0.405263	0.163701	IM1->IM2/	Pdgfb	Lrp1
73929	IM2	IM1	1156	0.073684	0.451957	0.073684	IM2->IM1/	Pdgfb	Lrp1
73930	IM1	IM1	1156	0.163701	0.451957	0.163701	IM1->IM1/	Pdgfb	Lrp1
73937	IM2	AM3	1156	0.073684	0.783784	0.073684	IM2->AM3,	Pdgfb	Lrp1
73938	IM1	AM3	1156	0.163701	0.783784	0.163701	IM1->AM3,	Pdgfb	Lrp1
73945	IM2	AM2	1156	0.073684	0.832972	0.073684	IM2->AM2,	Pdgfb	Lrp1
73946	IM1	AM2	1156	0.163701	0.832972	0.163701	IM1->AM2,	Pdgfb	Lrp1
73953	IM2	AM1	1156	0.073684	0.808219	0.073684	IM2->AM1,	Pdgfb	Lrp1
73954	IM1	AM1	1156	0.163701	0.808219	0.163701	IM1->AM1,	Pdgfb	Lrp1
73977	IM2	Fibroblasts	1156	0.073684	0.809524	0.073684	IM2->Fibro	Pdgfb	Lrp1
73978	IM1	Fibroblasts	1156	0.163701	0.809524	0.163701	IM1->Fibro	Pdgfb	Lrp1
74041	IM2	Fibroblasts	1157	0.073684	0.866667	0.073684	IM2->Fibro	Pdgfb	Pdgfra
74042	IM1	Fibroblasts	1157	0.163701	0.866667	0.163701	IM1->Fibro	Pdgfb	Pdgfra
74105	IM2	Fibroblasts	1158	0.073684	0.266667	0.073684	IM2->Fibro	Pdgfb	Pdgfrb
74106	IM1	Fibroblasts	1158	0.163701	0.266667	0.163701	IM1->Fibro	Pdgfb	Pdgfrb
74113	IM2	IM2	1159	0.073684	0.215789	0.073684	IM2->IM2/	Pdgfb	S1pr1
74114	IM1	IM2	1159	0.163701	0.215789	0.163701	IM1->IM2/	Pdgfb	S1pr1
74121	IM2	IM1	1159	0.073684	0.071174	0.071174	IM2->IM1/	Pdgfb	S1pr1
74122	IM1	IM1	1159	0.163701	0.071174	0.071174	IM1->IM1/	Pdgfb	S1pr1
74193	IM2	AM3	1160	0.105263	0.239382	0.105263	IM2->AM3,	Pdgfc	Flt1
74194	IM1	AM3	1160	0.053381	0.239382	0.053381	IM1->AM3,	Pdgfc	Flt1
74195	AM3	AM3	1160	0.084942	0.239382	0.084942	AM3->AM3	Pdgfc	Flt1
74196	AM2	AM3	1160	0.095445	0.239382	0.095445	AM2->AM3	Pdgfc	Flt1
74197	AM1	AM3	1160	0.125571	0.239382	0.125571	AM1->AM3	Pdgfc	Flt1
74201	IM2	AM2	1160	0.105263	0.462039	0.105263	IM2->AM2,	Pdgfc	Flt1
74202	IM1	AM2	1160	0.053381	0.462039	0.053381	IM1->AM2,	Pdgfc	Flt1
74203	AM3	AM2	1160	0.084942	0.462039	0.084942	AM3->AM2	Pdgfc	Flt1
74204	AM2	AM2	1160	0.095445	0.462039	0.095445	AM2->AM2	Pdgfc	Flt1
74205	AM1	AM2	1160	0.125571	0.462039	0.125571	AM1->AM2	Pdgfc	Flt1
74209	IM2	AM1	1160	0.105263	0.511416	0.105263	IM2->AM1,	Pdgfc	Flt1
74210	IM1	AM1	1160	0.053381	0.511416	0.053381	IM1->AM1,	Pdgfc	Flt1
74211	AM3	AM1	1160	0.084942	0.511416	0.084942	AM3->AM1	Pdgfc	Flt1
74212	AM2	AM1	1160	0.095445	0.511416	0.095445	AM2->AM1	Pdgfc	Flt1
74213	AM1	AM1	1160	0.125571	0.511416	0.125571	AM1->AM1	Pdgfc	Flt1
74425	IM2	Fibroblasts	1163	0.105263	0.866667	0.105263	IM2->Fibro	Pdgfc	Pdgfra
74426	IM1	Fibroblasts	1163	0.053381	0.866667	0.053381	IM1->Fibro	Pdgfc	Pdgfra
74427	AM3	Fibroblasts	1163	0.084942	0.866667	0.084942	AM3->Fibro	Pdgfc	Pdgfra

74428	AM2	Fibroblasts	1163	0.095445	0.866667	0.095445	AM2->Fibro	Pdgfc	Pdgfra
74429	AM1	Fibroblasts	1163	0.125571	0.866667	0.125571	AM1->Fibro	Pdgfc	Pdgfra
74489	IM2	Fibroblasts	1164	0.105263	0.266667	0.105263	IM2->Fibro	Pdgfc	Pdgfrb
74490	IM1	Fibroblasts	1164	0.053381	0.266667	0.053381	IM1->Fibro	Pdgfc	Pdgfrb
74491	AM3	Fibroblasts	1164	0.084942	0.266667	0.084942	AM3->Fibro	Pdgfc	Pdgfrb
74492	AM2	Fibroblasts	1164	0.095445	0.266667	0.095445	AM2->Fibro	Pdgfc	Pdgfrb
74493	AM1	Fibroblasts	1164	0.125571	0.266667	0.125571	AM1->Fibro	Pdgfc	Pdgfrb
74560	Fibroblasts	Fibroblasts	1165	0.057143	0.866667	0.057143	Fibroblasts-	Pdgfd	Pdgfra
74624	Fibroblasts	Fibroblasts	1166	0.057143	0.266667	0.057143	Fibroblasts-	Pdgfd	Pdgfrb
74632	Fibroblasts	IM2	1167	0.152381	0.105263	0.105263	Fibroblasts-	Penk	Ogfr
74640	Fibroblasts	IM1	1167	0.152381	0.142349	0.142349	Fibroblasts-	Penk	Ogfr
74648	Fibroblasts	AM3	1167	0.152381	0.088803	0.088803	Fibroblasts-	Penk	Ogfr
74656	Fibroblasts	AM2	1167	0.152381	0.10846	0.10846	Fibroblasts-	Penk	Ogfr
74664	Fibroblasts	AM1	1167	0.152381	0.108447	0.108447	Fibroblasts-	Penk	Ogfr
74672	Fibroblasts	AT2	1167	0.152381	0.100799	0.100799	Fibroblasts-	Penk	Ogfr
74680	Fibroblasts	AT2_Retnla	1167	0.152381	0.129534	0.129534	Fibroblasts-	Penk	Ogfr
74688	Fibroblasts	Fibroblasts	1167	0.152381	0.066667	0.066667	Fibroblasts-	Penk	Ogfr
74985	IM2	AT2	1172	0.984211	0.620438	0.620438	IM2->AT2/	Pf4	Fgfr2
74986	IM1	AT2	1172	0.601423	0.620438	0.601423	IM1->AT2/	Pf4	Fgfr2
74987	AM3	AT2	1172	0.19305	0.620438	0.19305	AM3->AT2/	Pf4	Fgfr2
74988	AM2	AT2	1172	0.067245	0.620438	0.067245	AM2->AT2/	Pf4	Fgfr2
74990	AT2	AT2	1172	0.09211	0.620438	0.09211	AT2->AT2/	Pf4	Fgfr2
74991	AT2_Retnla	AT2	1172	0.134715	0.620438	0.134715	AT2_Retnla	Pf4	Fgfr2
74993	IM2	AT2_Retnla	1172	0.984211	0.606218	0.606218	IM2->AT2_	Pf4	Fgfr2
74994	IM1	AT2_Retnla	1172	0.601423	0.606218	0.601423	IM1->AT2_	Pf4	Fgfr2
74995	AM3	AT2_Retnla	1172	0.19305	0.606218	0.19305	AM3->AT2_	Pf4	Fgfr2
74996	AM2	AT2_Retnla	1172	0.067245	0.606218	0.067245	AM2->AT2_	Pf4	Fgfr2
74998	AT2	AT2_Retnla	1172	0.09211	0.606218	0.09211	AT2->AT2_	Pf4	Fgfr2
74999	AT2_Retnla	AT2_Retnla	1172	0.134715	0.606218	0.134715	AT2_Retnla	Pf4	Fgfr2
75009	IM2	IM2	1173	0.984211	0.052632	0.052632	IM2->IM2/	Pf4	Ldlr
75010	IM1	IM2	1173	0.601423	0.052632	0.052632	IM1->IM2/	Pf4	Ldlr
75011	AM3	IM2	1173	0.19305	0.052632	0.052632	AM3->IM2/	Pf4	Ldlr
75012	AM2	IM2	1173	0.067245	0.052632	0.052632	AM2->IM2/	Pf4	Ldlr
75014	AT2	IM2	1173	0.09211	0.052632	0.052632	AT2->IM2/	Pf4	Ldlr
75015	AT2_Retnla	IM2	1173	0.134715	0.052632	0.052632	AT2_Retnla	Pf4	Ldlr
75017	IM2	IM1	1173	0.984211	0.103203	0.103203	IM2->IM1/	Pf4	Ldlr
75018	IM1	IM1	1173	0.601423	0.103203	0.103203	IM1->IM1/	Pf4	Ldlr
75019	AM3	IM1	1173	0.19305	0.103203	0.103203	AM3->IM1/	Pf4	Ldlr
75020	AM2	IM1	1173	0.067245	0.103203	0.067245	AM2->IM1/	Pf4	Ldlr
75022	AT2	IM1	1173	0.09211	0.103203	0.09211	AT2->IM1/	Pf4	Ldlr
75023	AT2_Retnla	IM1	1173	0.134715	0.103203	0.103203	AT2_Retnla	Pf4	Ldlr
75025	IM2	AM3	1173	0.984211	0.189189	0.189189	IM2->AM3/	Pf4	Ldlr
75026	IM1	AM3	1173	0.601423	0.189189	0.189189	IM1->AM3/	Pf4	Ldlr
75027	AM3	AM3	1173	0.19305	0.189189	0.189189	AM3->AM3	Pf4	Ldlr
75028	AM2	AM3	1173	0.067245	0.189189	0.067245	AM2->AM3	Pf4	Ldlr
75030	AT2	AM3	1173	0.09211	0.189189	0.09211	AT2->AM3/	Pf4	Ldlr
75031	AT2_Retnla	AM3	1173	0.134715	0.189189	0.134715	AT2_Retnla	Pf4	Ldlr

75033	IM2	AM2	1173	0.984211	0.281996	0.281996	IM2->AM2,	Pf4	Ldlr
75034	IM1	AM2	1173	0.601423	0.281996	0.281996	IM1->AM2,	Pf4	Ldlr
75035	AM3	AM2	1173	0.19305	0.281996	0.19305	AM3->AM2	Pf4	Ldlr
75036	AM2	AM2	1173	0.067245	0.281996	0.067245	AM2->AM2	Pf4	Ldlr
75038	AT2	AM2	1173	0.09211	0.281996	0.09211	AT2->AM2,	Pf4	Ldlr
75039	AT2_Retnla	AM2	1173	0.134715	0.281996	0.134715	AT2_Retnla	Pf4	Ldlr
75041	IM2	AM1	1173	0.984211	0.053653	0.053653	IM2->AM1,	Pf4	Ldlr
75042	IM1	AM1	1173	0.601423	0.053653	0.053653	IM1->AM1,	Pf4	Ldlr
75043	AM3	AM1	1173	0.19305	0.053653	0.053653	AM3->AM1	Pf4	Ldlr
75044	AM2	AM1	1173	0.067245	0.053653	0.053653	AM2->AM1	Pf4	Ldlr
75046	AT2	AM1	1173	0.09211	0.053653	0.053653	AT2->AM1,	Pf4	Ldlr
75047	AT2_Retnla	AM1	1173	0.134715	0.053653	0.053653	AT2_Retnla	Pf4	Ldlr
75049	IM2	AT2	1173	0.984211	0.400765	0.400765	IM2->AT2/	Pf4	Ldlr
75050	IM1	AT2	1173	0.601423	0.400765	0.400765	IM1->AT2/	Pf4	Ldlr
75051	AM3	AT2	1173	0.19305	0.400765	0.19305	AM3->AT2,	Pf4	Ldlr
75052	AM2	AT2	1173	0.067245	0.400765	0.067245	AM2->AT2,	Pf4	Ldlr
75054	AT2	AT2	1173	0.09211	0.400765	0.09211	AT2->AT2/	Pf4	Ldlr
75055	AT2_Retnla	AT2	1173	0.134715	0.400765	0.134715	AT2_Retnla	Pf4	Ldlr
75057	IM2	AT2_Retnla	1173	0.984211	0.445596	0.445596	IM2->AT2_	Pf4	Ldlr
75058	IM1	AT2_Retnla	1173	0.601423	0.445596	0.445596	IM1->AT2_	Pf4	Ldlr
75059	AM3	AT2_Retnla	1173	0.19305	0.445596	0.19305	AM3->AT2_	Pf4	Ldlr
75060	AM2	AT2_Retnla	1173	0.067245	0.445596	0.067245	AM2->AT2_	Pf4	Ldlr
75062	AT2	AT2_Retnla	1173	0.09211	0.445596	0.09211	AT2->AT2_	Pf4	Ldlr
75063	AT2_Retnla	AT2_Retnla	1173	0.134715	0.445596	0.134715	AT2_Retnla	Pf4	Ldlr
75065	IM2	Fibroblasts	1173	0.984211	0.114286	0.114286	IM2->Fibro	Pf4	Ldlr
75066	IM1	Fibroblasts	1173	0.601423	0.114286	0.114286	IM1->Fibro	Pf4	Ldlr
75067	AM3	Fibroblasts	1173	0.19305	0.114286	0.114286	AM3->Fibro	Pf4	Ldlr
75068	AM2	Fibroblasts	1173	0.067245	0.114286	0.067245	AM2->Fibro	Pf4	Ldlr
75070	AT2	Fibroblasts	1173	0.09211	0.114286	0.09211	AT2->Fibro	Pf4	Ldlr
75071	AT2_Retnla	Fibroblasts	1173	0.134715	0.114286	0.114286	AT2_Retnla	Pf4	Ldlr
75089	IM2	AM3	1174	0.984211	0.131274	0.131274	IM2->AM3,	Pf4	Procr
75090	IM1	AM3	1174	0.601423	0.131274	0.131274	IM1->AM3,	Pf4	Procr
75091	AM3	AM3	1174	0.19305	0.131274	0.131274	AM3->AM3	Pf4	Procr
75092	AM2	AM3	1174	0.067245	0.131274	0.067245	AM2->AM3	Pf4	Procr
75094	AT2	AM3	1174	0.09211	0.131274	0.09211	AT2->AM3,	Pf4	Procr
75095	AT2_Retnla	AM3	1174	0.134715	0.131274	0.131274	AT2_Retnla	Pf4	Procr
75193	IM2	Fibroblasts	1175	0.984211	0.542857	0.542857	IM2->Fibro	Pf4	Sdc2
75194	IM1	Fibroblasts	1175	0.601423	0.542857	0.542857	IM1->Fibro	Pf4	Sdc2
75195	AM3	Fibroblasts	1175	0.19305	0.542857	0.19305	AM3->Fibro	Pf4	Sdc2
75196	AM2	Fibroblasts	1175	0.067245	0.542857	0.067245	AM2->Fibro	Pf4	Sdc2
75198	AT2	Fibroblasts	1175	0.09211	0.542857	0.09211	AT2->Fibro	Pf4	Sdc2
75199	AT2_Retnla	Fibroblasts	1175	0.134715	0.542857	0.134715	AT2_Retnla	Pf4	Sdc2
75201	IM2	IM2	1176	0.984211	0.094737	0.094737	IM2->IM2/	Pf4	Thbd
75202	IM1	IM2	1176	0.601423	0.094737	0.094737	IM1->IM2/	Pf4	Thbd
75203	AM3	IM2	1176	0.19305	0.094737	0.094737	AM3->IM2,	Pf4	Thbd
75204	AM2	IM2	1176	0.067245	0.094737	0.067245	AM2->IM2,	Pf4	Thbd
75206	AT2	IM2	1176	0.09211	0.094737	0.09211	AT2->IM2/	Pf4	Thbd

75207	AT2_Retnla	IM2	1176	0.134715	0.094737	0.094737	AT2_Retnla	Pf4	Thbd
75217	IM2	AM3	1176	0.984211	0.123552	0.123552	IM2->AM3,	Pf4	Thbd
75218	IM1	AM3	1176	0.601423	0.123552	0.123552	IM1->AM3,	Pf4	Thbd
75219	AM3	AM3	1176	0.19305	0.123552	0.123552	AM3->AM3	Pf4	Thbd
75220	AM2	AM3	1176	0.067245	0.123552	0.067245	AM2->AM3	Pf4	Thbd
75222	AT2	AM3	1176	0.09211	0.123552	0.09211	AT2->AM3,	Pf4	Thbd
75223	AT2_Retnla	AM3	1176	0.134715	0.123552	0.123552	AT2_Retnla	Pf4	Thbd
75225	IM2	AM2	1176	0.984211	0.18872	0.18872	IM2->AM2,	Pf4	Thbd
75226	IM1	AM2	1176	0.601423	0.18872	0.18872	IM1->AM2,	Pf4	Thbd
75227	AM3	AM2	1176	0.19305	0.18872	0.18872	AM3->AM2	Pf4	Thbd
75228	AM2	AM2	1176	0.067245	0.18872	0.067245	AM2->AM2	Pf4	Thbd
75230	AT2	AM2	1176	0.09211	0.18872	0.09211	AT2->AM2,	Pf4	Thbd
75231	AT2_Retnla	AM2	1176	0.134715	0.18872	0.134715	AT2_Retnla	Pf4	Thbd
75233	IM2	AM1	1176	0.984211	0.089041	0.089041	IM2->AM1,	Pf4	Thbd
75234	IM1	AM1	1176	0.601423	0.089041	0.089041	IM1->AM1,	Pf4	Thbd
75235	AM3	AM1	1176	0.19305	0.089041	0.089041	AM3->AM1	Pf4	Thbd
75236	AM2	AM1	1176	0.067245	0.089041	0.067245	AM2->AM1	Pf4	Thbd
75238	AT2	AM1	1176	0.09211	0.089041	0.089041	AT2->AM1,	Pf4	Thbd
75239	AT2_Retnla	AM1	1176	0.134715	0.089041	0.089041	AT2_Retnla	Pf4	Thbd
75257	IM2	Fibroblasts	1176	0.984211	0.580952	0.580952	IM2->Fibro	Pf4	Thbd
75258	IM1	Fibroblasts	1176	0.601423	0.580952	0.580952	IM1->Fibro	Pf4	Thbd
75259	AM3	Fibroblasts	1176	0.19305	0.580952	0.19305	AM3->Fibro	Pf4	Thbd
75260	AM2	Fibroblasts	1176	0.067245	0.580952	0.067245	AM2->Fibro	Pf4	Thbd
75262	AT2	Fibroblasts	1176	0.09211	0.580952	0.09211	AT2->Fibrol	Pf4	Thbd
75263	AT2_Retnla	Fibroblasts	1176	0.134715	0.580952	0.134715	AT2_Retnla	Pf4	Thbd
75288	Fibroblasts	AM3	1177	0.057143	0.239382	0.057143	Fibroblasts·	Pgf	Flt1
75296	Fibroblasts	AM2	1177	0.057143	0.462039	0.057143	Fibroblasts·	Pgf	Flt1
75304	Fibroblasts	AM1	1177	0.057143	0.511416	0.057143	Fibroblasts·	Pgf	Flt1
75336	Fibroblasts	IM2	1178	0.057143	0.547368	0.057143	Fibroblasts·	Pgf	Nrp1
75344	Fibroblasts	IM1	1178	0.057143	0.298932	0.057143	Fibroblasts·	Pgf	Nrp1
75352	Fibroblasts	AM3	1178	0.057143	0.343629	0.057143	Fibroblasts·	Pgf	Nrp1
75360	Fibroblasts	AM2	1178	0.057143	0.349241	0.057143	Fibroblasts·	Pgf	Nrp1
75368	Fibroblasts	AM1	1178	0.057143	0.321918	0.057143	Fibroblasts·	Pgf	Nrp1
75376	Fibroblasts	AT2	1178	0.057143	0.689607	0.057143	Fibroblasts·	Pgf	Nrp1
75384	Fibroblasts	AT2_Retnla	1178	0.057143	0.647668	0.057143	Fibroblasts·	Pgf	Nrp1
75392	Fibroblasts	Fibroblasts	1178	0.057143	0.695238	0.057143	Fibroblasts·	Pgf	Nrp1
75400	Fibroblasts	IM2	1179	0.057143	0.252632	0.057143	Fibroblasts·	Pgf	Nrp2
75408	Fibroblasts	IM1	1179	0.057143	0.120996	0.057143	Fibroblasts·	Pgf	Nrp2
75416	Fibroblasts	AM3	1179	0.057143	0.532819	0.057143	Fibroblasts·	Pgf	Nrp2
75424	Fibroblasts	AM2	1179	0.057143	0.477223	0.057143	Fibroblasts·	Pgf	Nrp2
75432	Fibroblasts	AM1	1179	0.057143	0.260274	0.057143	Fibroblasts·	Pgf	Nrp2
75456	Fibroblasts	Fibroblasts	1179	0.057143	0.257143	0.057143	Fibroblasts·	Pgf	Nrp2
75474	IM1	AM3	1180	0.05694	0.239382	0.05694	IM1->AM3,	Pigf	Flt1
75475	AM3	AM3	1180	0.104247	0.239382	0.104247	AM3->AM3	Pigf	Flt1
75476	AM2	AM3	1180	0.13449	0.239382	0.13449	AM2->AM3	Pigf	Flt1
75477	AM1	AM3	1180	0.113014	0.239382	0.113014	AM1->AM3	Pigf	Flt1
75479	AT2_Retnla	AM3	1180	0.056995	0.239382	0.056995	AT2_Retnla	Pigf	Flt1

75480	Fibroblasts	AM3	1180	0.057143	0.239382	0.057143	Fibroblasts·	Pigf	Flt1
75482	IM1	AM2	1180	0.05694	0.462039	0.05694	IM1->AM2,	Pigf	Flt1
75483	AM3	AM2	1180	0.104247	0.462039	0.104247	AM3->AM2	Pigf	Flt1
75484	AM2	AM2	1180	0.13449	0.462039	0.13449	AM2->AM2	Pigf	Flt1
75485	AM1	AM2	1180	0.113014	0.462039	0.113014	AM1->AM2	Pigf	Flt1
75487	AT2_Retnla	AM2	1180	0.056995	0.462039	0.056995	AT2_Retnla	Pigf	Flt1
75488	Fibroblasts	AM2	1180	0.057143	0.462039	0.057143	Fibroblasts·	Pigf	Flt1
75490	IM1	AM1	1180	0.05694	0.511416	0.05694	IM1->AM1,	Pigf	Flt1
75491	AM3	AM1	1180	0.104247	0.511416	0.104247	AM3->AM1	Pigf	Flt1
75492	AM2	AM1	1180	0.13449	0.511416	0.13449	AM2->AM1	Pigf	Flt1
75493	AM1	AM1	1180	0.113014	0.511416	0.113014	AM1->AM1	Pigf	Flt1
75495	AT2_Retnla	AM1	1180	0.056995	0.511416	0.056995	AT2_Retnla	Pigf	Flt1
75496	Fibroblasts	AM1	1180	0.057143	0.511416	0.057143	Fibroblasts·	Pigf	Flt1
75521	IM2	IM2	1181	0.4	0.284211	0.284211	IM2->IM2/	Pkm	Cd44
75522	IM1	IM2	1181	0.494662	0.284211	0.284211	IM1->IM2/	Pkm	Cd44
75523	AM3	IM2	1181	0.656371	0.284211	0.284211	AM3->IM2,	Pkm	Cd44
75524	AM2	IM2	1181	0.722343	0.284211	0.284211	AM2->IM2,	Pkm	Cd44
75525	AM1	IM2	1181	0.673516	0.284211	0.284211	AM1->IM2,	Pkm	Cd44
75526	AT2	IM2	1181	0.34967	0.284211	0.284211	AT2->IM2/	Pkm	Cd44
75527	AT2_Retnla	IM2	1181	0.259067	0.284211	0.259067	AT2_Retnla	Pkm	Cd44
75528	Fibroblasts	IM2	1181	0.371429	0.284211	0.284211	Fibroblasts·	Pkm	Cd44
75529	IM2	IM1	1181	0.4	0.462633	0.4	IM2->IM1/	Pkm	Cd44
75530	IM1	IM1	1181	0.494662	0.462633	0.462633	IM1->IM1/	Pkm	Cd44
75531	AM3	IM1	1181	0.656371	0.462633	0.462633	AM3->IM1,	Pkm	Cd44
75532	AM2	IM1	1181	0.722343	0.462633	0.462633	AM2->IM1,	Pkm	Cd44
75533	AM1	IM1	1181	0.673516	0.462633	0.462633	AM1->IM1,	Pkm	Cd44
75534	AT2	IM1	1181	0.34967	0.462633	0.34967	AT2->IM1/	Pkm	Cd44
75535	AT2_Retnla	IM1	1181	0.259067	0.462633	0.259067	AT2_Retnla	Pkm	Cd44
75536	Fibroblasts	IM1	1181	0.371429	0.462633	0.371429	Fibroblasts·	Pkm	Cd44
75537	IM2	AM3	1181	0.4	0.957529	0.4	IM2->AM3,	Pkm	Cd44
75538	IM1	AM3	1181	0.494662	0.957529	0.494662	IM1->AM3,	Pkm	Cd44
75539	AM3	AM3	1181	0.656371	0.957529	0.656371	AM3->AM3	Pkm	Cd44
75540	AM2	AM3	1181	0.722343	0.957529	0.722343	AM2->AM3	Pkm	Cd44
75541	AM1	AM3	1181	0.673516	0.957529	0.673516	AM1->AM3	Pkm	Cd44
75542	AT2	AM3	1181	0.34967	0.957529	0.34967	AT2->AM3,	Pkm	Cd44
75543	AT2_Retnla	AM3	1181	0.259067	0.957529	0.259067	AT2_Retnla	Pkm	Cd44
75544	Fibroblasts	AM3	1181	0.371429	0.957529	0.371429	Fibroblasts·	Pkm	Cd44
75545	IM2	AM2	1181	0.4	0.980477	0.4	IM2->AM2,	Pkm	Cd44
75546	IM1	AM2	1181	0.494662	0.980477	0.494662	IM1->AM2,	Pkm	Cd44
75547	AM3	AM2	1181	0.656371	0.980477	0.656371	AM3->AM2	Pkm	Cd44
75548	AM2	AM2	1181	0.722343	0.980477	0.722343	AM2->AM2	Pkm	Cd44
75549	AM1	AM2	1181	0.673516	0.980477	0.673516	AM1->AM2	Pkm	Cd44
75550	AT2	AM2	1181	0.34967	0.980477	0.34967	AT2->AM2,	Pkm	Cd44
75551	AT2_Retnla	AM2	1181	0.259067	0.980477	0.259067	AT2_Retnla	Pkm	Cd44
75552	Fibroblasts	AM2	1181	0.371429	0.980477	0.371429	Fibroblasts·	Pkm	Cd44
75553	IM2	AM1	1181	0.4	0.981735	0.4	IM2->AM1,	Pkm	Cd44
75554	IM1	AM1	1181	0.494662	0.981735	0.494662	IM1->AM1,	Pkm	Cd44

75555	AM3	AM1	1181	0.656371	0.981735	0.656371	AM3->AM1	Pkm	Cd44
75556	AM2	AM1	1181	0.722343	0.981735	0.722343	AM2->AM1	Pkm	Cd44
75557	AM1	AM1	1181	0.673516	0.981735	0.673516	AM1->AM1	Pkm	Cd44
75558	AT2	AM1	1181	0.34967	0.981735	0.34967	AT2->AM1/	Pkm	Cd44
75559	AT2_Retnla	AM1	1181	0.259067	0.981735	0.259067	AT2_Retnla	Pkm	Cd44
75560	Fibroblasts	AM1	1181	0.371429	0.981735	0.371429	Fibroblasts·	Pkm	Cd44
75561	IM2	AT2	1181	0.4	0.308655	0.308655	IM2->AT2/:	Pkm	Cd44
75562	IM1	AT2	1181	0.494662	0.308655	0.308655	IM1->AT2/:	Pkm	Cd44
75563	AM3	AT2	1181	0.656371	0.308655	0.308655	AM3->AT2/	Pkm	Cd44
75564	AM2	AT2	1181	0.722343	0.308655	0.308655	AM2->AT2/	Pkm	Cd44
75565	AM1	AT2	1181	0.673516	0.308655	0.308655	AM1->AT2/	Pkm	Cd44
75566	AT2	AT2	1181	0.34967	0.308655	0.308655	AT2->AT2/:	Pkm	Cd44
75567	AT2_Retnla	AT2	1181	0.259067	0.308655	0.259067	AT2_Retnla	Pkm	Cd44
75568	Fibroblasts	AT2	1181	0.371429	0.308655	0.308655	Fibroblasts·	Pkm	Cd44
75569	IM2	AT2_Retnla	1181	0.4	0.409326	0.4	IM2->AT2_	Pkm	Cd44
75570	IM1	AT2_Retnla	1181	0.494662	0.409326	0.409326	IM1->AT2_	Pkm	Cd44
75571	AM3	AT2_Retnla	1181	0.656371	0.409326	0.409326	AM3->AT2_	Pkm	Cd44
75572	AM2	AT2_Retnla	1181	0.722343	0.409326	0.409326	AM2->AT2_	Pkm	Cd44
75573	AM1	AT2_Retnla	1181	0.673516	0.409326	0.409326	AM1->AT2_	Pkm	Cd44
75574	AT2	AT2_Retnla	1181	0.34967	0.409326	0.34967	AT2->AT2_	Pkm	Cd44
75575	AT2_Retnla	AT2_Retnla	1181	0.259067	0.409326	0.259067	AT2_Retnla	Pkm	Cd44
75576	Fibroblasts	AT2_Retnla	1181	0.371429	0.409326	0.371429	Fibroblasts·	Pkm	Cd44
75577	IM2	Fibroblasts	1181	0.4	0.32381	0.32381	IM2->Fibro	Pkm	Cd44
75578	IM1	Fibroblasts	1181	0.494662	0.32381	0.32381	IM1->Fibro	Pkm	Cd44
75579	AM3	Fibroblasts	1181	0.656371	0.32381	0.32381	AM3->Fibr	Pkm	Cd44
75580	AM2	Fibroblasts	1181	0.722343	0.32381	0.32381	AM2->Fibr	Pkm	Cd44
75581	AM1	Fibroblasts	1181	0.673516	0.32381	0.32381	AM1->Fibr	Pkm	Cd44
75582	AT2	Fibroblasts	1181	0.34967	0.32381	0.32381	AT2->Fibro	Pkm	Cd44
75583	AT2_Retnla	Fibroblasts	1181	0.259067	0.32381	0.259067	AT2_Retnla	Pkm	Cd44
75584	Fibroblasts	Fibroblasts	1181	0.371429	0.32381	0.32381	Fibroblasts·	Pkm	Cd44
75656	Fibroblasts	IM2	1183	0.390476	0.331579	0.331579	Fibroblasts·	Plat	Itgam
75664	Fibroblasts	IM1	1183	0.390476	0.313167	0.313167	Fibroblasts·	Plat	Itgam
75672	Fibroblasts	AM3	1183	0.390476	0.216216	0.216216	Fibroblasts·	Plat	Itgam
75720	Fibroblasts	IM2	1184	0.390476	0.3	0.3	Fibroblasts·	Plat	Itgb2
75728	Fibroblasts	IM1	1184	0.390476	0.419929	0.390476	Fibroblasts·	Plat	Itgb2
75736	Fibroblasts	AM3	1184	0.390476	0.903475	0.390476	Fibroblasts·	Plat	Itgb2
75744	Fibroblasts	AM2	1184	0.390476	0.913232	0.390476	Fibroblasts·	Plat	Itgb2
75752	Fibroblasts	AM1	1184	0.390476	0.825342	0.390476	Fibroblasts·	Plat	Itgb2
75760	Fibroblasts	AT2	1184	0.390476	0.05179	0.05179	Fibroblasts·	Plat	Itgb2
75776	Fibroblasts	Fibroblasts	1184	0.390476	0.085714	0.085714	Fibroblasts·	Plat	Itgb2
75784	Fibroblasts	IM2	1185	0.390476	0.405263	0.390476	Fibroblasts·	Plat	Lrp1
75792	Fibroblasts	IM1	1185	0.390476	0.451957	0.390476	Fibroblasts·	Plat	Lrp1
75800	Fibroblasts	AM3	1185	0.390476	0.783784	0.390476	Fibroblasts·	Plat	Lrp1
75808	Fibroblasts	AM2	1185	0.390476	0.832972	0.390476	Fibroblasts·	Plat	Lrp1
75816	Fibroblasts	AM1	1185	0.390476	0.808219	0.390476	Fibroblasts·	Plat	Lrp1
75840	Fibroblasts	Fibroblasts	1185	0.390476	0.809524	0.390476	Fibroblasts·	Plat	Lrp1
75859	AM3	AM3	1186	0.084942	0.138996	0.084942	AM3->AM3	Plau	Igf2r

75883	AM3	AT2	1186	0.084942	0.167883	0.084942	AM3->AT2,	Plau	Igf2r
75891	AM3	AT2_Retnla	1186	0.084942	0.160622	0.084942	AM3->AT2_	Plau	Igf2r
75899	AM3	Fibroblasts	1186	0.084942	0.32381	0.084942	AM3->Fibro	Plau	Igf2r
75947	AM3	AT2	1187	0.084942	0.105666	0.084942	AM3->AT2,	Plau	Itga3
75955	AM3	AT2_Retnla	1187	0.084942	0.145078	0.084942	AM3->AT2_	Plau	Itga3
75979	AM3	IM1	1188	0.084942	0.088968	0.084942	AM3->IM1,	Plau	Itga5
75987	AM3	AM3	1188	0.084942	0.23166	0.084942	AM3->AM3	Plau	Itga5
75995	AM3	AM2	1188	0.084942	0.18872	0.084942	AM3->AM2	Plau	Itga5
76003	AM3	AM1	1188	0.084942	0.134703	0.084942	AM3->AM1	Plau	Itga5
76027	AM3	Fibroblasts	1188	0.084942	0.095238	0.084942	AM3->Fibro	Plau	Itga5
76035	AM3	IM2	1189	0.084942	0.331579	0.084942	AM3->IM2,	Plau	Itgam
76043	AM3	IM1	1189	0.084942	0.313167	0.084942	AM3->IM1,	Plau	Itgam
76051	AM3	AM3	1189	0.084942	0.216216	0.084942	AM3->AM3	Plau	Itgam
76099	AM3	IM2	1190	0.084942	0.094737	0.084942	AM3->IM2,	Plau	Itgav
76107	AM3	IM1	1190	0.084942	0.199288	0.084942	AM3->IM1,	Plau	Itgav
76115	AM3	AM3	1190	0.084942	0.208494	0.084942	AM3->AM3	Plau	Itgav
76123	AM3	AM2	1190	0.084942	0.112798	0.084942	AM3->AM2	Plau	Itgav
76131	AM3	AM1	1190	0.084942	0.101598	0.084942	AM3->AM1	Plau	Itgav
76139	AM3	AT2	1190	0.084942	0.14251	0.084942	AM3->AT2,	Plau	Itgav
76147	AM3	AT2_Retnla	1190	0.084942	0.170984	0.084942	AM3->AT2_	Plau	Itgav
76155	AM3	Fibroblasts	1190	0.084942	0.180952	0.084942	AM3->Fibro	Plau	Itgav
76163	AM3	IM2	1191	0.084942	0.321053	0.084942	AM3->IM2,	Plau	Itgb1
76171	AM3	IM1	1191	0.084942	0.377224	0.084942	AM3->IM1,	Plau	Itgb1
76179	AM3	AM3	1191	0.084942	0.633205	0.084942	AM3->AM3	Plau	Itgb1
76187	AM3	AM2	1191	0.084942	0.572668	0.084942	AM3->AM2	Plau	Itgb1
76195	AM3	AM1	1191	0.084942	0.509132	0.084942	AM3->AM1	Plau	Itgb1
76203	AM3	AT2	1191	0.084942	0.421967	0.084942	AM3->AT2,	Plau	Itgb1
76211	AM3	AT2_Retnla	1191	0.084942	0.430052	0.084942	AM3->AT2_	Plau	Itgb1
76219	AM3	Fibroblasts	1191	0.084942	0.666667	0.084942	AM3->Fibro	Plau	Itgb1
76227	AM3	IM2	1192	0.084942	0.3	0.084942	AM3->IM2,	Plau	Itgb2
76235	AM3	IM1	1192	0.084942	0.419929	0.084942	AM3->IM1,	Plau	Itgb2
76243	AM3	AM3	1192	0.084942	0.903475	0.084942	AM3->AM3	Plau	Itgb2
76251	AM3	AM2	1192	0.084942	0.913232	0.084942	AM3->AM2	Plau	Itgb2
76259	AM3	AM1	1192	0.084942	0.825342	0.084942	AM3->AM1	Plau	Itgb2
76267	AM3	AT2	1192	0.084942	0.05179	0.05179	AM3->AT2,	Plau	Itgb2
76283	AM3	Fibroblasts	1192	0.084942	0.085714	0.084942	AM3->Fibro	Plau	Itgb2
76291	AM3	IM2	1193	0.084942	0.326316	0.084942	AM3->IM2,	Plau	Itgb5
76299	AM3	IM1	1193	0.084942	0.402135	0.084942	AM3->IM1,	Plau	Itgb5
76307	AM3	AM3	1193	0.084942	0.316602	0.084942	AM3->AM3	Plau	Itgb5
76315	AM3	AM2	1193	0.084942	0.266811	0.084942	AM3->AM2	Plau	Itgb5
76323	AM3	AM1	1193	0.084942	0.245434	0.084942	AM3->AM1	Plau	Itgb5
76347	AM3	Fibroblasts	1193	0.084942	0.285714	0.084942	AM3->Fibro	Plau	Itgb5
76355	AM3	IM2	1194	0.084942	0.405263	0.084942	AM3->IM2,	Plau	Lrp1
76363	AM3	IM1	1194	0.084942	0.451957	0.084942	AM3->IM1,	Plau	Lrp1
76371	AM3	AM3	1194	0.084942	0.783784	0.084942	AM3->AM3	Plau	Lrp1
76379	AM3	AM2	1194	0.084942	0.832972	0.084942	AM3->AM2	Plau	Lrp1
76387	AM3	AM1	1194	0.084942	0.808219	0.084942	AM3->AM1	Plau	Lrp1

76411	AM3	Fibroblasts	1194	0.084942	0.809524	0.084942	AM3->Fibro	Plau	Lrp1
76459	AM3	AT2	1195	0.084942	0.49635	0.084942	AM3->AT2/	Plau	Lrp2
76467	AM3	AT2_Retnla	1195	0.084942	0.720207	0.084942	AM3->AT2_	Plau	Lrp2
76531	AM3	AT2_Retnla	1196	0.084942	0.124352	0.084942	AM3->AT2_	Plau	Mrc2
76539	AM3	Fibroblasts	1196	0.084942	0.371429	0.084942	AM3->Fibro	Plau	Mrc2
76555	AM3	IM1	1197	0.084942	0.081851	0.081851	AM3->IM1/	Plau	Plaur
76563	AM3	AM3	1197	0.084942	0.501931	0.084942	AM3->AM3	Plau	Plaur
76571	AM3	AM2	1197	0.084942	0.553145	0.084942	AM3->AM2	Plau	Plaur
76579	AM3	AM1	1197	0.084942	0.444064	0.084942	AM3->AM1	Plau	Plaur
76651	AM3	AT2	1198	0.084942	0.154327	0.084942	AM3->AT2/	Plau	St14
76659	AM3	AT2_Retnla	1198	0.084942	0.222798	0.084942	AM3->AT2_	Plau	St14
76715	AM3	AT2	1199	0.084942	0.171707	0.084942	AM3->AT2/	Plau	Vldlr
76723	AM3	AT2_Retnla	1199	0.084942	0.103627	0.084942	AM3->AT2_	Plau	Vldlr
76731	AM3	Fibroblasts	1199	0.084942	0.352381	0.084942	AM3->Fibro	Plau	Vldlr
76737	IM2	IM2	1200	0.757895	0.610526	0.610526	IM2->IM2/	Pltp	Abca1
76738	IM1	IM2	1200	0.533808	0.610526	0.533808	IM1->IM2/	Pltp	Abca1
76739	AM3	IM2	1200	0.374517	0.610526	0.374517	AM3->IM2/	Pltp	Abca1
76740	AM2	IM2	1200	0.288503	0.610526	0.288503	AM2->IM2/	Pltp	Abca1
76741	AM1	IM2	1200	0.385845	0.610526	0.385845	AM1->IM2/	Pltp	Abca1
76744	Fibroblasts	IM2	1200	0.52381	0.610526	0.52381	Fibroblasts-	Pltp	Abca1
76745	IM2	IM1	1200	0.757895	0.323843	0.323843	IM2->IM1/	Pltp	Abca1
76746	IM1	IM1	1200	0.533808	0.323843	0.323843	IM1->IM1/	Pltp	Abca1
76747	AM3	IM1	1200	0.374517	0.323843	0.323843	AM3->IM1/	Pltp	Abca1
76748	AM2	IM1	1200	0.288503	0.323843	0.288503	AM2->IM1/	Pltp	Abca1
76749	AM1	IM1	1200	0.385845	0.323843	0.323843	AM1->IM1/	Pltp	Abca1
76752	Fibroblasts	IM1	1200	0.52381	0.323843	0.323843	Fibroblasts-	Pltp	Abca1
76753	IM2	AM3	1200	0.757895	0.339768	0.339768	IM2->AM3/	Pltp	Abca1
76754	IM1	AM3	1200	0.533808	0.339768	0.339768	IM1->AM3/	Pltp	Abca1
76755	AM3	AM3	1200	0.374517	0.339768	0.339768	AM3->AM3	Pltp	Abca1
76756	AM2	AM3	1200	0.288503	0.339768	0.288503	AM2->AM3	Pltp	Abca1
76757	AM1	AM3	1200	0.385845	0.339768	0.339768	AM1->AM3	Pltp	Abca1
76760	Fibroblasts	AM3	1200	0.52381	0.339768	0.339768	Fibroblasts-	Pltp	Abca1
76761	IM2	AM2	1200	0.757895	0.238612	0.238612	IM2->AM2/	Pltp	Abca1
76762	IM1	AM2	1200	0.533808	0.238612	0.238612	IM1->AM2/	Pltp	Abca1
76763	AM3	AM2	1200	0.374517	0.238612	0.238612	AM3->AM2	Pltp	Abca1
76764	AM2	AM2	1200	0.288503	0.238612	0.238612	AM2->AM2	Pltp	Abca1
76765	AM1	AM2	1200	0.385845	0.238612	0.238612	AM1->AM2	Pltp	Abca1
76768	Fibroblasts	AM2	1200	0.52381	0.238612	0.238612	Fibroblasts-	Pltp	Abca1
76769	IM2	AM1	1200	0.757895	0.401826	0.401826	IM2->AM1/	Pltp	Abca1
76770	IM1	AM1	1200	0.533808	0.401826	0.401826	IM1->AM1/	Pltp	Abca1
76771	AM3	AM1	1200	0.374517	0.401826	0.374517	AM3->AM1	Pltp	Abca1
76772	AM2	AM1	1200	0.288503	0.401826	0.288503	AM2->AM1	Pltp	Abca1
76773	AM1	AM1	1200	0.385845	0.401826	0.385845	AM1->AM1	Pltp	Abca1
76776	Fibroblasts	AM1	1200	0.52381	0.401826	0.401826	Fibroblasts-	Pltp	Abca1
76777	IM2	AT2	1200	0.757895	0.066389	0.066389	IM2->AT2/	Pltp	Abca1
76778	IM1	AT2	1200	0.533808	0.066389	0.066389	IM1->AT2/	Pltp	Abca1
76779	AM3	AT2	1200	0.374517	0.066389	0.066389	AM3->AT2/	Pltp	Abca1

76780	AM2	AT2	1200	0.288503	0.066389	0.066389	AM2->AT2/	Pltp	Abca1
76781	AM1	AT2	1200	0.385845	0.066389	0.066389	AM1->AT2/	Pltp	Abca1
76784	Fibroblasts	AT2	1200	0.52381	0.066389	0.066389	Fibroblasts·	Pltp	Abca1
76785	IM2	AT2_Retnla	1200	0.757895	0.051813	0.051813	IM2->AT2_	Pltp	Abca1
76786	IM1	AT2_Retnla	1200	0.533808	0.051813	0.051813	IM1->AT2_	Pltp	Abca1
76787	AM3	AT2_Retnla	1200	0.374517	0.051813	0.051813	AM3->AT2_	Pltp	Abca1
76788	AM2	AT2_Retnla	1200	0.288503	0.051813	0.051813	AM2->AT2_	Pltp	Abca1
76789	AM1	AT2_Retnla	1200	0.385845	0.051813	0.051813	AM1->AT2_	Pltp	Abca1
76792	Fibroblasts	AT2_Retnla	1200	0.52381	0.051813	0.051813	Fibroblasts·	Pltp	Abca1
76793	IM2	Fibroblasts	1200	0.757895	0.2	0.2	IM2->Fibro	Pltp	Abca1
76794	IM1	Fibroblasts	1200	0.533808	0.2	0.2	IM1->Fibro	Pltp	Abca1
76795	AM3	Fibroblasts	1200	0.374517	0.2	0.2	AM3->Fibr	Pltp	Abca1
76796	AM2	Fibroblasts	1200	0.288503	0.2	0.2	AM2->Fibr	Pltp	Abca1
76797	AM1	Fibroblasts	1200	0.385845	0.2	0.2	AM1->Fibr	Pltp	Abca1
76800	Fibroblasts	Fibroblasts	1200	0.52381	0.2	0.2	Fibroblasts·	Pltp	Abca1
76872	Fibroblasts	IM2	1202	0.07619	0.063158	0.063158	Fibroblasts·	Podxl2	Sell
76888	Fibroblasts	AM3	1202	0.07619	0.057915	0.057915	Fibroblasts·	Podxl2	Sell
76928	Fibroblasts	Fibroblasts	1202	0.07619	0.12381	0.07619	Fibroblasts·	Podxl2	Sell
77889	IM2	IM2	1218	0.152632	0.310526	0.152632	IM2->IM2/	Pros1	Axl
77890	IM1	IM2	1218	0.156584	0.310526	0.156584	IM1->IM2/	Pros1	Axl
77891	AM3	IM2	1218	0.378378	0.310526	0.310526	AM3->IM2,	Pros1	Axl
77892	AM2	IM2	1218	0.475054	0.310526	0.310526	AM2->IM2,	Pros1	Axl
77893	AM1	IM2	1218	0.474886	0.310526	0.310526	AM1->IM2,	Pros1	Axl
77895	AT2_Retnla	IM2	1218	0.093264	0.310526	0.093264	AT2_Retnla	Pros1	Axl
77896	Fibroblasts	IM2	1218	0.466667	0.310526	0.310526	Fibroblasts·	Pros1	Axl
77897	IM2	IM1	1218	0.152632	0.530249	0.152632	IM2->IM1/	Pros1	Axl
77898	IM1	IM1	1218	0.156584	0.530249	0.156584	IM1->IM1/	Pros1	Axl
77899	AM3	IM1	1218	0.378378	0.530249	0.378378	AM3->IM1,	Pros1	Axl
77900	AM2	IM1	1218	0.475054	0.530249	0.475054	AM2->IM1,	Pros1	Axl
77901	AM1	IM1	1218	0.474886	0.530249	0.474886	AM1->IM1,	Pros1	Axl
77903	AT2_Retnla	IM1	1218	0.093264	0.530249	0.093264	AT2_Retnla	Pros1	Axl
77904	Fibroblasts	IM1	1218	0.466667	0.530249	0.466667	Fibroblasts·	Pros1	Axl
77905	IM2	AM3	1218	0.152632	0.598456	0.152632	IM2->AM3,	Pros1	Axl
77906	IM1	AM3	1218	0.156584	0.598456	0.156584	IM1->AM3,	Pros1	Axl
77907	AM3	AM3	1218	0.378378	0.598456	0.378378	AM3->AM3	Pros1	Axl
77908	AM2	AM3	1218	0.475054	0.598456	0.475054	AM2->AM3	Pros1	Axl
77909	AM1	AM3	1218	0.474886	0.598456	0.474886	AM1->AM3	Pros1	Axl
77911	AT2_Retnla	AM3	1218	0.093264	0.598456	0.093264	AT2_Retnla	Pros1	Axl
77912	Fibroblasts	AM3	1218	0.466667	0.598456	0.466667	Fibroblasts·	Pros1	Axl
77913	IM2	AM2	1218	0.152632	0.887202	0.152632	IM2->AM2,	Pros1	Axl
77914	IM1	AM2	1218	0.156584	0.887202	0.156584	IM1->AM2,	Pros1	Axl
77915	AM3	AM2	1218	0.378378	0.887202	0.378378	AM3->AM2	Pros1	Axl
77916	AM2	AM2	1218	0.475054	0.887202	0.475054	AM2->AM2	Pros1	Axl
77917	AM1	AM2	1218	0.474886	0.887202	0.474886	AM1->AM2	Pros1	Axl
77919	AT2_Retnla	AM2	1218	0.093264	0.887202	0.093264	AT2_Retnla	Pros1	Axl
77920	Fibroblasts	AM2	1218	0.466667	0.887202	0.466667	Fibroblasts·	Pros1	Axl
77921	IM2	AM1	1218	0.152632	0.869863	0.152632	IM2->AM1,	Pros1	Axl

77922	IM1	AM1	1218	0.156584	0.869863	0.156584	IM1->AM1,	Pros1	Axl
77923	AM3	AM1	1218	0.378378	0.869863	0.378378	AM3->AM1	Pros1	Axl
77924	AM2	AM1	1218	0.475054	0.869863	0.475054	AM2->AM1	Pros1	Axl
77925	AM1	AM1	1218	0.474886	0.869863	0.474886	AM1->AM1	Pros1	Axl
77927	AT2_Retnla	AM1	1218	0.093264	0.869863	0.093264	AT2_Retnla	Pros1	Axl
77928	Fibroblasts	AM1	1218	0.466667	0.869863	0.466667	Fibroblasts·	Pros1	Axl
77945	IM2	Fibroblasts	1218	0.152632	0.371429	0.152632	IM2->Fibro	Pros1	Axl
77946	IM1	Fibroblasts	1218	0.156584	0.371429	0.156584	IM1->Fibro	Pros1	Axl
77947	AM3	Fibroblasts	1218	0.378378	0.371429	0.371429	AM3->Fibr(	Pros1	Axl
77948	AM2	Fibroblasts	1218	0.475054	0.371429	0.371429	AM2->Fibr(	Pros1	Axl
77949	AM1	Fibroblasts	1218	0.474886	0.371429	0.371429	AM1->Fibr(	Pros1	Axl
77951	AT2_Retnla	Fibroblasts	1218	0.093264	0.371429	0.093264	AT2_Retnla	Pros1	Axl
77952	Fibroblasts	Fibroblasts	1218	0.466667	0.371429	0.371429	Fibroblasts·	Pros1	Axl
78024	Fibroblasts	IM2	1220	0.228571	0.073684	0.073684	Fibroblasts·	Prss23	Tmem222
78032	Fibroblasts	IM1	1220	0.228571	0.067616	0.067616	Fibroblasts·	Prss23	Tmem222
78040	Fibroblasts	AM3	1220	0.228571	0.096525	0.096525	Fibroblasts·	Prss23	Tmem222
78048	Fibroblasts	AM2	1220	0.228571	0.056399	0.056399	Fibroblasts·	Prss23	Tmem222
78056	Fibroblasts	AM1	1220	0.228571	0.086758	0.086758	Fibroblasts·	Prss23	Tmem222
78064	Fibroblasts	AT2	1220	0.228571	0.085158	0.085158	Fibroblasts·	Prss23	Tmem222
78072	Fibroblasts	AT2_Retnla	1220	0.228571	0.098446	0.098446	Fibroblasts·	Prss23	Tmem222
78080	Fibroblasts	Fibroblasts	1220	0.228571	0.152381	0.152381	Fibroblasts·	Prss23	Tmem222
78121	IM2	AT2	1221	0.984211	0.157108	0.157108	IM2->AT2/:	Psap	Celsr1
78122	IM1	AT2	1221	1	0.157108	0.157108	IM1->AT2/:	Psap	Celsr1
78123	AM3	AT2	1221	1	0.157108	0.157108	AM3->AT2,	Psap	Celsr1
78124	AM2	AT2	1221	1	0.157108	0.157108	AM2->AT2,	Psap	Celsr1
78125	AM1	AT2	1221	0.997717	0.157108	0.157108	AM1->AT2,	Psap	Celsr1
78126	AT2	AT2	1221	0.303441	0.157108	0.157108	AT2->AT2/:	Psap	Celsr1
78127	AT2_Retnla	AT2	1221	0.326425	0.157108	0.157108	AT2_Retnla	Psap	Celsr1
78128	Fibroblasts	AT2	1221	0.961905	0.157108	0.157108	Fibroblasts·	Psap	Celsr1
78129	IM2	AT2_Retnla	1221	0.984211	0.181347	0.181347	IM2->AT2_	Psap	Celsr1
78130	IM1	AT2_Retnla	1221	1	0.181347	0.181347	IM1->AT2_	Psap	Celsr1
78131	AM3	AT2_Retnla	1221	1	0.181347	0.181347	AM3->AT2_	Psap	Celsr1
78132	AM2	AT2_Retnla	1221	1	0.181347	0.181347	AM2->AT2_	Psap	Celsr1
78133	AM1	AT2_Retnla	1221	0.997717	0.181347	0.181347	AM1->AT2_	Psap	Celsr1
78134	AT2	AT2_Retnla	1221	0.303441	0.181347	0.181347	AT2->AT2_	Psap	Celsr1
78135	AT2_Retnla	AT2_Retnla	1221	0.326425	0.181347	0.181347	AT2_Retnla	Psap	Celsr1
78136	Fibroblasts	AT2_Retnla	1221	0.961905	0.181347	0.181347	Fibroblasts·	Psap	Celsr1
78273	IM2	IM2	1224	0.984211	0.405263	0.405263	IM2->IM2/	Psap	Lrp1
78274	IM1	IM2	1224	1	0.405263	0.405263	IM1->IM2/	Psap	Lrp1
78275	AM3	IM2	1224	1	0.405263	0.405263	AM3->IM2,	Psap	Lrp1
78276	AM2	IM2	1224	1	0.405263	0.405263	AM2->IM2,	Psap	Lrp1
78277	AM1	IM2	1224	0.997717	0.405263	0.405263	AM1->IM2,	Psap	Lrp1
78278	AT2	IM2	1224	0.303441	0.405263	0.303441	AT2->IM2/:	Psap	Lrp1
78279	AT2_Retnla	IM2	1224	0.326425	0.405263	0.326425	AT2_Retnla	Psap	Lrp1
78280	Fibroblasts	IM2	1224	0.961905	0.405263	0.405263	Fibroblasts·	Psap	Lrp1
78281	IM2	IM1	1224	0.984211	0.451957	0.451957	IM2->IM1/	Psap	Lrp1
78282	IM1	IM1	1224	1	0.451957	0.451957	IM1->IM1/	Psap	Lrp1

78283	AM3	IM1	1224	1	0.451957	0.451957	AM3->IM1,	Psap	Lrp1
78284	AM2	IM1	1224	1	0.451957	0.451957	AM2->IM1,	Psap	Lrp1
78285	AM1	IM1	1224	0.997717	0.451957	0.451957	AM1->IM1,	Psap	Lrp1
78286	AT2	IM1	1224	0.303441	0.451957	0.303441	AT2->IM1/:	Psap	Lrp1
78287	AT2_Retnla	IM1	1224	0.326425	0.451957	0.326425	AT2_Retnla	Psap	Lrp1
78288	Fibroblasts	IM1	1224	0.961905	0.451957	0.451957	Fibroblasts-	Psap	Lrp1
78289	IM2	AM3	1224	0.984211	0.783784	0.783784	IM2->AM3,	Psap	Lrp1
78290	IM1	AM3	1224	1	0.783784	0.783784	IM1->AM3,	Psap	Lrp1
78291	AM3	AM3	1224	1	0.783784	0.783784	AM3->AM3	Psap	Lrp1
78292	AM2	AM3	1224	1	0.783784	0.783784	AM2->AM3	Psap	Lrp1
78293	AM1	AM3	1224	0.997717	0.783784	0.783784	AM1->AM3	Psap	Lrp1
78294	AT2	AM3	1224	0.303441	0.783784	0.303441	AT2->AM3,	Psap	Lrp1
78295	AT2_Retnla	AM3	1224	0.326425	0.783784	0.326425	AT2_Retnla	Psap	Lrp1
78296	Fibroblasts	AM3	1224	0.961905	0.783784	0.783784	Fibroblasts-	Psap	Lrp1
78297	IM2	AM2	1224	0.984211	0.832972	0.832972	IM2->AM2,	Psap	Lrp1
78298	IM1	AM2	1224	1	0.832972	0.832972	IM1->AM2,	Psap	Lrp1
78299	AM3	AM2	1224	1	0.832972	0.832972	AM3->AM2	Psap	Lrp1
78300	AM2	AM2	1224	1	0.832972	0.832972	AM2->AM2	Psap	Lrp1
78301	AM1	AM2	1224	0.997717	0.832972	0.832972	AM1->AM2	Psap	Lrp1
78302	AT2	AM2	1224	0.303441	0.832972	0.303441	AT2->AM2,	Psap	Lrp1
78303	AT2_Retnla	AM2	1224	0.326425	0.832972	0.326425	AT2_Retnla	Psap	Lrp1
78304	Fibroblasts	AM2	1224	0.961905	0.832972	0.832972	Fibroblasts-	Psap	Lrp1
78305	IM2	AM1	1224	0.984211	0.808219	0.808219	IM2->AM1,	Psap	Lrp1
78306	IM1	AM1	1224	1	0.808219	0.808219	IM1->AM1,	Psap	Lrp1
78307	AM3	AM1	1224	1	0.808219	0.808219	AM3->AM1	Psap	Lrp1
78308	AM2	AM1	1224	1	0.808219	0.808219	AM2->AM1	Psap	Lrp1
78309	AM1	AM1	1224	0.997717	0.808219	0.808219	AM1->AM1	Psap	Lrp1
78310	AT2	AM1	1224	0.303441	0.808219	0.303441	AT2->AM1,	Psap	Lrp1
78311	AT2_Retnla	AM1	1224	0.326425	0.808219	0.326425	AT2_Retnla	Psap	Lrp1
78312	Fibroblasts	AM1	1224	0.961905	0.808219	0.808219	Fibroblasts-	Psap	Lrp1
78329	IM2	Fibroblasts	1224	0.984211	0.809524	0.809524	IM2->Fibro	Psap	Lrp1
78330	IM1	Fibroblasts	1224	1	0.809524	0.809524	IM1->Fibro	Psap	Lrp1
78331	AM3	Fibroblasts	1224	1	0.809524	0.809524	AM3->Fibr	Psap	Lrp1
78332	AM2	Fibroblasts	1224	1	0.809524	0.809524	AM2->Fibr	Psap	Lrp1
78333	AM1	Fibroblasts	1224	0.997717	0.809524	0.809524	AM1->Fibr	Psap	Lrp1
78334	AT2	Fibroblasts	1224	0.303441	0.809524	0.303441	AT2->Fibrol	Psap	Lrp1
78335	AT2_Retnla	Fibroblasts	1224	0.326425	0.809524	0.326425	AT2_Retnla	Psap	Lrp1
78336	Fibroblasts	Fibroblasts	1224	0.961905	0.809524	0.809524	Fibroblasts-	Psap	Lrp1
78353	IM2	AM3	1225	0.984211	0.370656	0.370656	IM2->AM3,	Psap	Sort1
78354	IM1	AM3	1225	1	0.370656	0.370656	IM1->AM3,	Psap	Sort1
78355	AM3	AM3	1225	1	0.370656	0.370656	AM3->AM3	Psap	Sort1
78356	AM2	AM3	1225	1	0.370656	0.370656	AM2->AM3	Psap	Sort1
78357	AM1	AM3	1225	0.997717	0.370656	0.370656	AM1->AM3	Psap	Sort1
78358	AT2	AM3	1225	0.303441	0.370656	0.303441	AT2->AM3,	Psap	Sort1
78359	AT2_Retnla	AM3	1225	0.326425	0.370656	0.326425	AT2_Retnla	Psap	Sort1
78360	Fibroblasts	AM3	1225	0.961905	0.370656	0.370656	Fibroblasts-	Psap	Sort1
78361	IM2	AM2	1225	0.984211	0.700651	0.700651	IM2->AM2,	Psap	Sort1

78362	IM1	AM2	1225	1	0.700651	0.700651	IM1->AM2,	Psap	Sort1
78363	AM3	AM2	1225	1	0.700651	0.700651	AM3->AM2	Psap	Sort1
78364	AM2	AM2	1225	1	0.700651	0.700651	AM2->AM2	Psap	Sort1
78365	AM1	AM2	1225	0.997717	0.700651	0.700651	AM1->AM2	Psap	Sort1
78366	AT2	AM2	1225	0.303441	0.700651	0.303441	AT2->AM2,	Psap	Sort1
78367	AT2_Retnla	AM2	1225	0.326425	0.700651	0.326425	AT2_Retnla	Psap	Sort1
78368	Fibroblasts	AM2	1225	0.961905	0.700651	0.700651	Fibroblasts-	Psap	Sort1
78369	IM2	AM1	1225	0.984211	0.680365	0.680365	IM2->AM1,	Psap	Sort1
78370	IM1	AM1	1225	1	0.680365	0.680365	IM1->AM1,	Psap	Sort1
78371	AM3	AM1	1225	1	0.680365	0.680365	AM3->AM1	Psap	Sort1
78372	AM2	AM1	1225	1	0.680365	0.680365	AM2->AM1	Psap	Sort1
78373	AM1	AM1	1225	0.997717	0.680365	0.680365	AM1->AM1	Psap	Sort1
78374	AT2	AM1	1225	0.303441	0.680365	0.303441	AT2->AM1,	Psap	Sort1
78375	AT2_Retnla	AM1	1225	0.326425	0.680365	0.326425	AT2_Retnla	Psap	Sort1
78376	Fibroblasts	AM1	1225	0.961905	0.680365	0.680365	Fibroblasts-	Psap	Sort1
78377	IM2	AT2	1225	0.984211	0.425443	0.425443	IM2->AT2/	Psap	Sort1
78378	IM1	AT2	1225	1	0.425443	0.425443	IM1->AT2/	Psap	Sort1
78379	AM3	AT2	1225	1	0.425443	0.425443	AM3->AT2,	Psap	Sort1
78380	AM2	AT2	1225	1	0.425443	0.425443	AM2->AT2,	Psap	Sort1
78381	AM1	AT2	1225	0.997717	0.425443	0.425443	AM1->AT2,	Psap	Sort1
78382	AT2	AT2	1225	0.303441	0.425443	0.303441	AT2->AT2/	Psap	Sort1
78383	AT2_Retnla	AT2	1225	0.326425	0.425443	0.326425	AT2_Retnla	Psap	Sort1
78384	Fibroblasts	AT2	1225	0.961905	0.425443	0.425443	Fibroblasts-	Psap	Sort1
78385	IM2	AT2_Retnla	1225	0.984211	0.362694	0.362694	IM2->AT2_	Psap	Sort1
78386	IM1	AT2_Retnla	1225	1	0.362694	0.362694	IM1->AT2_	Psap	Sort1
78387	AM3	AT2_Retnla	1225	1	0.362694	0.362694	AM3->AT2_	Psap	Sort1
78388	AM2	AT2_Retnla	1225	1	0.362694	0.362694	AM2->AT2_	Psap	Sort1
78389	AM1	AT2_Retnla	1225	0.997717	0.362694	0.362694	AM1->AT2_	Psap	Sort1
78390	AT2	AT2_Retnla	1225	0.303441	0.362694	0.303441	AT2->AT2_	Psap	Sort1
78391	AT2_Retnla	AT2_Retnla	1225	0.326425	0.362694	0.326425	AT2_Retnla	Psap	Sort1
78392	Fibroblasts	AT2_Retnla	1225	0.961905	0.362694	0.362694	Fibroblasts-	Psap	Sort1
78393	IM2	Fibroblasts	1225	0.984211	0.228571	0.228571	IM2->Fibro	Psap	Sort1
78394	IM1	Fibroblasts	1225	1	0.228571	0.228571	IM1->Fibro	Psap	Sort1
78395	AM3	Fibroblasts	1225	1	0.228571	0.228571	AM3->Fibr	Psap	Sort1
78396	AM2	Fibroblasts	1225	1	0.228571	0.228571	AM2->Fibr	Psap	Sort1
78397	AM1	Fibroblasts	1225	0.997717	0.228571	0.228571	AM1->Fibr	Psap	Sort1
78398	AT2	Fibroblasts	1225	0.303441	0.228571	0.228571	AT2->Fibro	Psap	Sort1
78399	AT2_Retnla	Fibroblasts	1225	0.326425	0.228571	0.228571	AT2_Retnla	Psap	Sort1
78400	Fibroblasts	Fibroblasts	1225	0.961905	0.228571	0.228571	Fibroblasts-	Psap	Sort1
78401	IM2	IM2	1226	0.105263	0.284211	0.105263	IM2->IM2/	Psen1	Cd44
78402	IM1	IM2	1226	0.060498	0.284211	0.060498	IM1->IM2/	Psen1	Cd44
78403	AM3	IM2	1226	0.150579	0.284211	0.150579	AM3->IM2,	Psen1	Cd44
78404	AM2	IM2	1226	0.145336	0.284211	0.145336	AM2->IM2,	Psen1	Cd44
78405	AM1	IM2	1226	0.115297	0.284211	0.115297	AM1->IM2,	Psen1	Cd44
78406	AT2	IM2	1226	0.060132	0.284211	0.060132	AT2->IM2/	Psen1	Cd44
78408	Fibroblasts	IM2	1226	0.085714	0.284211	0.085714	Fibroblasts-	Psen1	Cd44
78409	IM2	IM1	1226	0.105263	0.462633	0.105263	IM2->IM1/	Psen1	Cd44

78410	IM1	IM1	1226	0.060498	0.462633	0.060498	IM1->IM1/	Psen1	Cd44
78411	AM3	IM1	1226	0.150579	0.462633	0.150579	AM3->IM1,	Psen1	Cd44
78412	AM2	IM1	1226	0.145336	0.462633	0.145336	AM2->IM1,	Psen1	Cd44
78413	AM1	IM1	1226	0.115297	0.462633	0.115297	AM1->IM1,	Psen1	Cd44
78414	AT2	IM1	1226	0.060132	0.462633	0.060132	AT2->IM1/	Psen1	Cd44
78416	Fibroblasts	IM1	1226	0.085714	0.462633	0.085714	Fibroblasts	Psen1	Cd44
78417	IM2	AM3	1226	0.105263	0.957529	0.105263	IM2->AM3,	Psen1	Cd44
78418	IM1	AM3	1226	0.060498	0.957529	0.060498	IM1->AM3,	Psen1	Cd44
78419	AM3	AM3	1226	0.150579	0.957529	0.150579	AM3->AM3	Psen1	Cd44
78420	AM2	AM3	1226	0.145336	0.957529	0.145336	AM2->AM3	Psen1	Cd44
78421	AM1	AM3	1226	0.115297	0.957529	0.115297	AM1->AM3	Psen1	Cd44
78422	AT2	AM3	1226	0.060132	0.957529	0.060132	AT2->AM3,	Psen1	Cd44
78424	Fibroblasts	AM3	1226	0.085714	0.957529	0.085714	Fibroblasts	Psen1	Cd44
78425	IM2	AM2	1226	0.105263	0.980477	0.105263	IM2->AM2,	Psen1	Cd44
78426	IM1	AM2	1226	0.060498	0.980477	0.060498	IM1->AM2,	Psen1	Cd44
78427	AM3	AM2	1226	0.150579	0.980477	0.150579	AM3->AM2	Psen1	Cd44
78428	AM2	AM2	1226	0.145336	0.980477	0.145336	AM2->AM2	Psen1	Cd44
78429	AM1	AM2	1226	0.115297	0.980477	0.115297	AM1->AM2	Psen1	Cd44
78430	AT2	AM2	1226	0.060132	0.980477	0.060132	AT2->AM2,	Psen1	Cd44
78432	Fibroblasts	AM2	1226	0.085714	0.980477	0.085714	Fibroblasts	Psen1	Cd44
78433	IM2	AM1	1226	0.105263	0.981735	0.105263	IM2->AM1,	Psen1	Cd44
78434	IM1	AM1	1226	0.060498	0.981735	0.060498	IM1->AM1,	Psen1	Cd44
78435	AM3	AM1	1226	0.150579	0.981735	0.150579	AM3->AM1	Psen1	Cd44
78436	AM2	AM1	1226	0.145336	0.981735	0.145336	AM2->AM1	Psen1	Cd44
78437	AM1	AM1	1226	0.115297	0.981735	0.115297	AM1->AM1	Psen1	Cd44
78438	AT2	AM1	1226	0.060132	0.981735	0.060132	AT2->AM1,	Psen1	Cd44
78440	Fibroblasts	AM1	1226	0.085714	0.981735	0.085714	Fibroblasts	Psen1	Cd44
78441	IM2	AT2	1226	0.105263	0.308655	0.105263	IM2->AT2/	Psen1	Cd44
78442	IM1	AT2	1226	0.060498	0.308655	0.060498	IM1->AT2/	Psen1	Cd44
78443	AM3	AT2	1226	0.150579	0.308655	0.150579	AM3->AT2,	Psen1	Cd44
78444	AM2	AT2	1226	0.145336	0.308655	0.145336	AM2->AT2,	Psen1	Cd44
78445	AM1	AT2	1226	0.115297	0.308655	0.115297	AM1->AT2,	Psen1	Cd44
78446	AT2	AT2	1226	0.060132	0.308655	0.060132	AT2->AT2/	Psen1	Cd44
78448	Fibroblasts	AT2	1226	0.085714	0.308655	0.085714	Fibroblasts	Psen1	Cd44
78449	IM2	AT2_Retnla	1226	0.105263	0.409326	0.105263	IM2->AT2_	Psen1	Cd44
78450	IM1	AT2_Retnla	1226	0.060498	0.409326	0.060498	IM1->AT2_	Psen1	Cd44
78451	AM3	AT2_Retnla	1226	0.150579	0.409326	0.150579	AM3->AT2_	Psen1	Cd44
78452	AM2	AT2_Retnla	1226	0.145336	0.409326	0.145336	AM2->AT2_	Psen1	Cd44
78453	AM1	AT2_Retnla	1226	0.115297	0.409326	0.115297	AM1->AT2_	Psen1	Cd44
78454	AT2	AT2_Retnla	1226	0.060132	0.409326	0.060132	AT2->AT2_	Psen1	Cd44
78456	Fibroblasts	AT2_Retnla	1226	0.085714	0.409326	0.085714	Fibroblasts	Psen1	Cd44
78457	IM2	Fibroblasts	1226	0.105263	0.32381	0.105263	IM2->Fibro	Psen1	Cd44
78458	IM1	Fibroblasts	1226	0.060498	0.32381	0.060498	IM1->Fibro	Psen1	Cd44
78459	AM3	Fibroblasts	1226	0.150579	0.32381	0.150579	AM3->Fibr	Psen1	Cd44
78460	AM2	Fibroblasts	1226	0.145336	0.32381	0.145336	AM2->Fibr	Psen1	Cd44
78461	AM1	Fibroblasts	1226	0.115297	0.32381	0.115297	AM1->Fibr	Psen1	Cd44
78462	AT2	Fibroblasts	1226	0.060132	0.32381	0.060132	AT2->Fibro	Psen1	Cd44

78464	Fibroblasts	Fibroblasts	1226	0.085714	0.32381	0.085714	Fibroblasts·	Psen1	Cd44
78465	IM2	IM2	1227	0.105263	0.115789	0.105263	IM2->IM2/	Psen1	Ncstn
78466	IM1	IM2	1227	0.060498	0.115789	0.060498	IM1->IM2/	Psen1	Ncstn
78467	AM3	IM2	1227	0.150579	0.115789	0.115789	AM3->IM2,	Psen1	Ncstn
78468	AM2	IM2	1227	0.145336	0.115789	0.115789	AM2->IM2,	Psen1	Ncstn
78469	AM1	IM2	1227	0.115297	0.115789	0.115297	AM1->IM2,	Psen1	Ncstn
78470	AT2	IM2	1227	0.060132	0.115789	0.060132	AT2->IM2/	Psen1	Ncstn
78472	Fibroblasts	IM2	1227	0.085714	0.115789	0.085714	Fibroblasts·	Psen1	Ncstn
78473	IM2	IM1	1227	0.105263	0.149466	0.105263	IM2->IM1/	Psen1	Ncstn
78474	IM1	IM1	1227	0.060498	0.149466	0.060498	IM1->IM1/	Psen1	Ncstn
78475	AM3	IM1	1227	0.150579	0.149466	0.149466	AM3->IM1,	Psen1	Ncstn
78476	AM2	IM1	1227	0.145336	0.149466	0.145336	AM2->IM1,	Psen1	Ncstn
78477	AM1	IM1	1227	0.115297	0.149466	0.115297	AM1->IM1,	Psen1	Ncstn
78478	AT2	IM1	1227	0.060132	0.149466	0.060132	AT2->IM1/	Psen1	Ncstn
78480	Fibroblasts	IM1	1227	0.085714	0.149466	0.085714	Fibroblasts·	Psen1	Ncstn
78481	IM2	AM3	1227	0.105263	0.227799	0.105263	IM2->AM3,	Psen1	Ncstn
78482	IM1	AM3	1227	0.060498	0.227799	0.060498	IM1->AM3,	Psen1	Ncstn
78483	AM3	AM3	1227	0.150579	0.227799	0.150579	AM3->AM3	Psen1	Ncstn
78484	AM2	AM3	1227	0.145336	0.227799	0.145336	AM2->AM3	Psen1	Ncstn
78485	AM1	AM3	1227	0.115297	0.227799	0.115297	AM1->AM3	Psen1	Ncstn
78486	AT2	AM3	1227	0.060132	0.227799	0.060132	AT2->AM3,	Psen1	Ncstn
78488	Fibroblasts	AM3	1227	0.085714	0.227799	0.085714	Fibroblasts·	Psen1	Ncstn
78489	IM2	AM2	1227	0.105263	0.314534	0.105263	IM2->AM2,	Psen1	Ncstn
78490	IM1	AM2	1227	0.060498	0.314534	0.060498	IM1->AM2,	Psen1	Ncstn
78491	AM3	AM2	1227	0.150579	0.314534	0.150579	AM3->AM2	Psen1	Ncstn
78492	AM2	AM2	1227	0.145336	0.314534	0.145336	AM2->AM2	Psen1	Ncstn
78493	AM1	AM2	1227	0.115297	0.314534	0.115297	AM1->AM2	Psen1	Ncstn
78494	AT2	AM2	1227	0.060132	0.314534	0.060132	AT2->AM2,	Psen1	Ncstn
78496	Fibroblasts	AM2	1227	0.085714	0.314534	0.085714	Fibroblasts·	Psen1	Ncstn
78497	IM2	AM1	1227	0.105263	0.203196	0.105263	IM2->AM1,	Psen1	Ncstn
78498	IM1	AM1	1227	0.060498	0.203196	0.060498	IM1->AM1,	Psen1	Ncstn
78499	AM3	AM1	1227	0.150579	0.203196	0.150579	AM3->AM1	Psen1	Ncstn
78500	AM2	AM1	1227	0.145336	0.203196	0.145336	AM2->AM1	Psen1	Ncstn
78501	AM1	AM1	1227	0.115297	0.203196	0.115297	AM1->AM1	Psen1	Ncstn
78502	AT2	AM1	1227	0.060132	0.203196	0.060132	AT2->AM1,	Psen1	Ncstn
78504	Fibroblasts	AM1	1227	0.085714	0.203196	0.085714	Fibroblasts·	Psen1	Ncstn
78505	IM2	AT2	1227	0.105263	0.106013	0.105263	IM2->AT2/	Psen1	Ncstn
78506	IM1	AT2	1227	0.060498	0.106013	0.060498	IM1->AT2/	Psen1	Ncstn
78507	AM3	AT2	1227	0.150579	0.106013	0.106013	AM3->AT2,	Psen1	Ncstn
78508	AM2	AT2	1227	0.145336	0.106013	0.106013	AM2->AT2,	Psen1	Ncstn
78509	AM1	AT2	1227	0.115297	0.106013	0.106013	AM1->AT2,	Psen1	Ncstn
78510	AT2	AT2	1227	0.060132	0.106013	0.060132	AT2->AT2/	Psen1	Ncstn
78512	Fibroblasts	AT2	1227	0.085714	0.106013	0.085714	Fibroblasts·	Psen1	Ncstn
78513	IM2	AT2_Retnla	1227	0.105263	0.124352	0.105263	IM2->AT2_	Psen1	Ncstn
78514	IM1	AT2_Retnla	1227	0.060498	0.124352	0.060498	IM1->AT2_	Psen1	Ncstn
78515	AM3	AT2_Retnla	1227	0.150579	0.124352	0.124352	AM3->AT2_	Psen1	Ncstn
78516	AM2	AT2_Retnla	1227	0.145336	0.124352	0.124352	AM2->AT2_	Psen1	Ncstn

78517	AM1	AT2_Retnla	1227	0.115297	0.124352	0.115297	AM1->AT2_	Psen1	Ncstn
78518	AT2	AT2_Retnla	1227	0.060132	0.124352	0.060132	AT2->AT2_	Psen1	Ncstn
78520	Fibroblasts	AT2_Retnla	1227	0.085714	0.124352	0.085714	Fibroblasts	Psen1	Ncstn
78521	IM2	Fibroblasts	1227	0.105263	0.152381	0.105263	IM2->Fibro	Psen1	Ncstn
78522	IM1	Fibroblasts	1227	0.060498	0.152381	0.060498	IM1->Fibro	Psen1	Ncstn
78523	AM3	Fibroblasts	1227	0.150579	0.152381	0.150579	AM3->Fibr	Psen1	Ncstn
78524	AM2	Fibroblasts	1227	0.145336	0.152381	0.145336	AM2->Fibr	Psen1	Ncstn
78525	AM1	Fibroblasts	1227	0.115297	0.152381	0.115297	AM1->Fibr	Psen1	Ncstn
78526	AT2	Fibroblasts	1227	0.060132	0.152381	0.060132	AT2->Fibro	Psen1	Ncstn
78528	Fibroblasts	Fibroblasts	1227	0.085714	0.152381	0.085714	Fibroblasts	Psen1	Ncstn
78529	IM2	IM2	1228	0.105263	0.089474	0.089474	IM2->IM2/	Psen1	Notch1
78530	IM1	IM2	1228	0.060498	0.089474	0.060498	IM1->IM2/	Psen1	Notch1
78531	AM3	IM2	1228	0.150579	0.089474	0.089474	AM3->IM2,	Psen1	Notch1
78532	AM2	IM2	1228	0.145336	0.089474	0.089474	AM2->IM2,	Psen1	Notch1
78533	AM1	IM2	1228	0.115297	0.089474	0.089474	AM1->IM2,	Psen1	Notch1
78534	AT2	IM2	1228	0.060132	0.089474	0.060132	AT2->IM2/	Psen1	Notch1
78536	Fibroblasts	IM2	1228	0.085714	0.089474	0.085714	Fibroblasts	Psen1	Notch1
78537	IM2	IM1	1228	0.105263	0.099644	0.099644	IM2->IM1/	Psen1	Notch1
78538	IM1	IM1	1228	0.060498	0.099644	0.060498	IM1->IM1/	Psen1	Notch1
78539	AM3	IM1	1228	0.150579	0.099644	0.099644	AM3->IM1,	Psen1	Notch1
78540	AM2	IM1	1228	0.145336	0.099644	0.099644	AM2->IM1,	Psen1	Notch1
78541	AM1	IM1	1228	0.115297	0.099644	0.099644	AM1->IM1,	Psen1	Notch1
78542	AT2	IM1	1228	0.060132	0.099644	0.060132	AT2->IM1/	Psen1	Notch1
78544	Fibroblasts	IM1	1228	0.085714	0.099644	0.085714	Fibroblasts	Psen1	Notch1
78545	IM2	AM3	1228	0.105263	0.166023	0.105263	IM2->AM3,	Psen1	Notch1
78546	IM1	AM3	1228	0.060498	0.166023	0.060498	IM1->AM3,	Psen1	Notch1
78547	AM3	AM3	1228	0.150579	0.166023	0.150579	AM3->AM3	Psen1	Notch1
78548	AM2	AM3	1228	0.145336	0.166023	0.145336	AM2->AM3	Psen1	Notch1
78549	AM1	AM3	1228	0.115297	0.166023	0.115297	AM1->AM3	Psen1	Notch1
78550	AT2	AM3	1228	0.060132	0.166023	0.060132	AT2->AM3,	Psen1	Notch1
78552	Fibroblasts	AM3	1228	0.085714	0.166023	0.085714	Fibroblasts	Psen1	Notch1
78553	IM2	AM2	1228	0.105263	0.140998	0.105263	IM2->AM2,	Psen1	Notch1
78554	IM1	AM2	1228	0.060498	0.140998	0.060498	IM1->AM2,	Psen1	Notch1
78555	AM3	AM2	1228	0.150579	0.140998	0.140998	AM3->AM2	Psen1	Notch1
78556	AM2	AM2	1228	0.145336	0.140998	0.140998	AM2->AM2	Psen1	Notch1
78557	AM1	AM2	1228	0.115297	0.140998	0.115297	AM1->AM2	Psen1	Notch1
78558	AT2	AM2	1228	0.060132	0.140998	0.060132	AT2->AM2,	Psen1	Notch1
78560	Fibroblasts	AM2	1228	0.085714	0.140998	0.085714	Fibroblasts	Psen1	Notch1
78561	IM2	AM1	1228	0.105263	0.165525	0.105263	IM2->AM1,	Psen1	Notch1
78562	IM1	AM1	1228	0.060498	0.165525	0.060498	IM1->AM1,	Psen1	Notch1
78563	AM3	AM1	1228	0.150579	0.165525	0.150579	AM3->AM1	Psen1	Notch1
78564	AM2	AM1	1228	0.145336	0.165525	0.145336	AM2->AM1	Psen1	Notch1
78565	AM1	AM1	1228	0.115297	0.165525	0.115297	AM1->AM1	Psen1	Notch1
78566	AT2	AM1	1228	0.060132	0.165525	0.060132	AT2->AM1,	Psen1	Notch1
78568	Fibroblasts	AM1	1228	0.085714	0.165525	0.085714	Fibroblasts	Psen1	Notch1
78569	IM2	AT2	1228	0.105263	0.108446	0.105263	IM2->AT2/	Psen1	Notch1
78570	IM1	AT2	1228	0.060498	0.108446	0.060498	IM1->AT2/	Psen1	Notch1

78571	AM3	AT2	1228	0.150579	0.108446	0.108446	AM3->AT2/	Psen1	Notch1
78572	AM2	AT2	1228	0.145336	0.108446	0.108446	AM2->AT2/	Psen1	Notch1
78573	AM1	AT2	1228	0.115297	0.108446	0.108446	AM1->AT2/	Psen1	Notch1
78574	AT2	AT2	1228	0.060132	0.108446	0.060132	AT2->AT2/	Psen1	Notch1
78576	Fibroblasts	AT2	1228	0.085714	0.108446	0.085714	Fibroblasts	Psen1	Notch1
78577	IM2	AT2_Retnla	1228	0.105263	0.145078	0.105263	IM2->AT2_	Psen1	Notch1
78578	IM1	AT2_Retnla	1228	0.060498	0.145078	0.060498	IM1->AT2_	Psen1	Notch1
78579	AM3	AT2_Retnla	1228	0.150579	0.145078	0.145078	AM3->AT2_	Psen1	Notch1
78580	AM2	AT2_Retnla	1228	0.145336	0.145078	0.145078	AM2->AT2_	Psen1	Notch1
78581	AM1	AT2_Retnla	1228	0.115297	0.145078	0.115297	AM1->AT2_	Psen1	Notch1
78582	AT2	AT2_Retnla	1228	0.060132	0.145078	0.060132	AT2->AT2_	Psen1	Notch1
78584	Fibroblasts	AT2_Retnla	1228	0.085714	0.145078	0.085714	Fibroblasts	Psen1	Notch1
78585	IM2	Fibroblasts	1228	0.105263	0.095238	0.095238	IM2->Fibro	Psen1	Notch1
78586	IM1	Fibroblasts	1228	0.060498	0.095238	0.060498	IM1->Fibro	Psen1	Notch1
78587	AM3	Fibroblasts	1228	0.150579	0.095238	0.095238	AM3->Fibr	Psen1	Notch1
78588	AM2	Fibroblasts	1228	0.145336	0.095238	0.095238	AM2->Fibr	Psen1	Notch1
78589	AM1	Fibroblasts	1228	0.115297	0.095238	0.095238	AM1->Fibr	Psen1	Notch1
78590	AT2	Fibroblasts	1228	0.060132	0.095238	0.060132	AT2->Fibro	Psen1	Notch1
78592	Fibroblasts	Fibroblasts	1228	0.085714	0.095238	0.085714	Fibroblasts	Psen1	Notch1
78721	IM2	IM2	1231	0.089474	0.1	0.089474	IM2->IM2/	Ptdss1	Jmjd6
78722	IM1	IM2	1231	0.099644	0.1	0.099644	IM1->IM2/	Ptdss1	Jmjd6
78723	AM3	IM2	1231	0.108108	0.1	0.1	AM3->IM2/	Ptdss1	Jmjd6
78724	AM2	IM2	1231	0.193059	0.1	0.1	AM2->IM2/	Ptdss1	Jmjd6
78725	AM1	IM2	1231	0.118721	0.1	0.1	AM1->IM2/	Ptdss1	Jmjd6
78726	AT2	IM2	1231	0.098714	0.1	0.098714	AT2->IM2/	Ptdss1	Jmjd6
78727	AT2_Retnla	IM2	1231	0.139896	0.1	0.1	AT2_Retnla	Ptdss1	Jmjd6
78728	Fibroblasts	IM2	1231	0.161905	0.1	0.1	Fibroblasts	Ptdss1	Jmjd6
78729	IM2	IM1	1231	0.089474	0.103203	0.089474	IM2->IM1/	Ptdss1	Jmjd6
78730	IM1	IM1	1231	0.099644	0.103203	0.099644	IM1->IM1/	Ptdss1	Jmjd6
78731	AM3	IM1	1231	0.108108	0.103203	0.103203	AM3->IM1/	Ptdss1	Jmjd6
78732	AM2	IM1	1231	0.193059	0.103203	0.103203	AM2->IM1/	Ptdss1	Jmjd6
78733	AM1	IM1	1231	0.118721	0.103203	0.103203	AM1->IM1/	Ptdss1	Jmjd6
78734	AT2	IM1	1231	0.098714	0.103203	0.098714	AT2->IM1/	Ptdss1	Jmjd6
78735	AT2_Retnla	IM1	1231	0.139896	0.103203	0.103203	AT2_Retnla	Ptdss1	Jmjd6
78736	Fibroblasts	IM1	1231	0.161905	0.103203	0.103203	Fibroblasts	Ptdss1	Jmjd6
78737	IM2	AM3	1231	0.089474	0.119691	0.089474	IM2->AM3/	Ptdss1	Jmjd6
78738	IM1	AM3	1231	0.099644	0.119691	0.099644	IM1->AM3/	Ptdss1	Jmjd6
78739	AM3	AM3	1231	0.108108	0.119691	0.108108	AM3->AM3	Ptdss1	Jmjd6
78740	AM2	AM3	1231	0.193059	0.119691	0.119691	AM2->AM3	Ptdss1	Jmjd6
78741	AM1	AM3	1231	0.118721	0.119691	0.118721	AM1->AM3	Ptdss1	Jmjd6
78742	AT2	AM3	1231	0.098714	0.119691	0.098714	AT2->AM3/	Ptdss1	Jmjd6
78743	AT2_Retnla	AM3	1231	0.139896	0.119691	0.119691	AT2_Retnla	Ptdss1	Jmjd6
78744	Fibroblasts	AM3	1231	0.161905	0.119691	0.119691	Fibroblasts	Ptdss1	Jmjd6
78745	IM2	AM2	1231	0.089474	0.117137	0.089474	IM2->AM2/	Ptdss1	Jmjd6
78746	IM1	AM2	1231	0.099644	0.117137	0.099644	IM1->AM2/	Ptdss1	Jmjd6
78747	AM3	AM2	1231	0.108108	0.117137	0.108108	AM3->AM2	Ptdss1	Jmjd6
78748	AM2	AM2	1231	0.193059	0.117137	0.117137	AM2->AM2	Ptdss1	Jmjd6

78749	AM1	AM2	1231	0.118721	0.117137	0.117137	AM1->AM2	Ptdss1	Jmjd6
78750	AT2	AM2	1231	0.098714	0.117137	0.098714	AT2->AM2/	Ptdss1	Jmjd6
78751	AT2_Retnla	AM2	1231	0.139896	0.117137	0.117137	AT2_Retnla	Ptdss1	Jmjd6
78752	Fibroblasts	AM2	1231	0.161905	0.117137	0.117137	Fibroblasts-	Ptdss1	Jmjd6
78753	IM2	AM1	1231	0.089474	0.069635	0.069635	IM2->AM1/	Ptdss1	Jmjd6
78754	IM1	AM1	1231	0.099644	0.069635	0.069635	IM1->AM1/	Ptdss1	Jmjd6
78755	AM3	AM1	1231	0.108108	0.069635	0.069635	AM3->AM1	Ptdss1	Jmjd6
78756	AM2	AM1	1231	0.193059	0.069635	0.069635	AM2->AM1	Ptdss1	Jmjd6
78757	AM1	AM1	1231	0.118721	0.069635	0.069635	AM1->AM1	Ptdss1	Jmjd6
78758	AT2	AM1	1231	0.098714	0.069635	0.069635	AT2->AM1/	Ptdss1	Jmjd6
78759	AT2_Retnla	AM1	1231	0.139896	0.069635	0.069635	AT2_Retnla	Ptdss1	Jmjd6
78760	Fibroblasts	AM1	1231	0.161905	0.069635	0.069635	Fibroblasts-	Ptdss1	Jmjd6
78761	IM2	AT2	1231	0.089474	0.076816	0.076816	IM2->AT2/	Ptdss1	Jmjd6
78762	IM1	AT2	1231	0.099644	0.076816	0.076816	IM1->AT2/	Ptdss1	Jmjd6
78763	AM3	AT2	1231	0.108108	0.076816	0.076816	AM3->AT2/	Ptdss1	Jmjd6
78764	AM2	AT2	1231	0.193059	0.076816	0.076816	AM2->AT2/	Ptdss1	Jmjd6
78765	AM1	AT2	1231	0.118721	0.076816	0.076816	AM1->AT2/	Ptdss1	Jmjd6
78766	AT2	AT2	1231	0.098714	0.076816	0.076816	AT2->AT2/	Ptdss1	Jmjd6
78767	AT2_Retnla	AT2	1231	0.139896	0.076816	0.076816	AT2_Retnla	Ptdss1	Jmjd6
78768	Fibroblasts	AT2	1231	0.161905	0.076816	0.076816	Fibroblasts-	Ptdss1	Jmjd6
78769	IM2	AT2_Retnla	1231	0.089474	0.067358	0.067358	IM2->AT2_	Ptdss1	Jmjd6
78770	IM1	AT2_Retnla	1231	0.099644	0.067358	0.067358	IM1->AT2_	Ptdss1	Jmjd6
78771	AM3	AT2_Retnla	1231	0.108108	0.067358	0.067358	AM3->AT2_	Ptdss1	Jmjd6
78772	AM2	AT2_Retnla	1231	0.193059	0.067358	0.067358	AM2->AT2_	Ptdss1	Jmjd6
78773	AM1	AT2_Retnla	1231	0.118721	0.067358	0.067358	AM1->AT2_	Ptdss1	Jmjd6
78774	AT2	AT2_Retnla	1231	0.098714	0.067358	0.067358	AT2->AT2_	Ptdss1	Jmjd6
78775	AT2_Retnla	AT2_Retnla	1231	0.139896	0.067358	0.067358	AT2_Retnla	Ptdss1	Jmjd6
78776	Fibroblasts	AT2_Retnla	1231	0.161905	0.067358	0.067358	Fibroblasts-	Ptdss1	Jmjd6
78777	IM2	Fibroblasts	1231	0.089474	0.12381	0.089474	IM2->Fibro	Ptdss1	Jmjd6
78778	IM1	Fibroblasts	1231	0.099644	0.12381	0.099644	IM1->Fibro	Ptdss1	Jmjd6
78779	AM3	Fibroblasts	1231	0.108108	0.12381	0.108108	AM3->Fibr	Ptdss1	Jmjd6
78780	AM2	Fibroblasts	1231	0.193059	0.12381	0.12381	AM2->Fibr	Ptdss1	Jmjd6
78781	AM1	Fibroblasts	1231	0.118721	0.12381	0.118721	AM1->Fibr	Ptdss1	Jmjd6
78782	AT2	Fibroblasts	1231	0.098714	0.12381	0.098714	AT2->Fibro	Ptdss1	Jmjd6
78783	AT2_Retnla	Fibroblasts	1231	0.139896	0.12381	0.12381	AT2_Retnla	Ptdss1	Jmjd6
78784	Fibroblasts	Fibroblasts	1231	0.161905	0.12381	0.12381	Fibroblasts-	Ptdss1	Jmjd6
78785	IM2	IM2	1232	0.089474	0.115789	0.089474	IM2->IM2/	Ptdss1	Scarb1
78786	IM1	IM2	1232	0.099644	0.115789	0.099644	IM1->IM2/	Ptdss1	Scarb1
78787	AM3	IM2	1232	0.108108	0.115789	0.108108	AM3->IM2/	Ptdss1	Scarb1
78788	AM2	IM2	1232	0.193059	0.115789	0.115789	AM2->IM2/	Ptdss1	Scarb1
78789	AM1	IM2	1232	0.118721	0.115789	0.115789	AM1->IM2/	Ptdss1	Scarb1
78790	AT2	IM2	1232	0.098714	0.115789	0.098714	AT2->IM2/	Ptdss1	Scarb1
78791	AT2_Retnla	IM2	1232	0.139896	0.115789	0.115789	AT2_Retnla	Ptdss1	Scarb1
78792	Fibroblasts	IM2	1232	0.161905	0.115789	0.115789	Fibroblasts-	Ptdss1	Scarb1
78793	IM2	IM1	1232	0.089474	0.067616	0.067616	IM2->IM1/	Ptdss1	Scarb1
78794	IM1	IM1	1232	0.099644	0.067616	0.067616	IM1->IM1/	Ptdss1	Scarb1
78795	AM3	IM1	1232	0.108108	0.067616	0.067616	AM3->IM1/	Ptdss1	Scarb1

78796	AM2	IM1	1232	0.193059	0.067616	0.067616	AM2->IM1,	Ptdss1	Scarb1
78797	AM1	IM1	1232	0.118721	0.067616	0.067616	AM1->IM1,	Ptdss1	Scarb1
78798	AT2	IM1	1232	0.098714	0.067616	0.067616	AT2->IM1/	Ptdss1	Scarb1
78799	AT2_Retnla	IM1	1232	0.139896	0.067616	0.067616	AT2_Retnla	Ptdss1	Scarb1
78800	Fibroblasts	IM1	1232	0.161905	0.067616	0.067616	Fibroblasts	Ptdss1	Scarb1
78801	IM2	AM3	1232	0.089474	0.111969	0.089474	IM2->AM3,	Ptdss1	Scarb1
78802	IM1	AM3	1232	0.099644	0.111969	0.099644	IM1->AM3,	Ptdss1	Scarb1
78803	AM3	AM3	1232	0.108108	0.111969	0.108108	AM3->AM3	Ptdss1	Scarb1
78804	AM2	AM3	1232	0.193059	0.111969	0.111969	AM2->AM3	Ptdss1	Scarb1
78805	AM1	AM3	1232	0.118721	0.111969	0.111969	AM1->AM3	Ptdss1	Scarb1
78806	AT2	AM3	1232	0.098714	0.111969	0.098714	AT2->AM3,	Ptdss1	Scarb1
78807	AT2_Retnla	AM3	1232	0.139896	0.111969	0.111969	AT2_Retnla	Ptdss1	Scarb1
78808	Fibroblasts	AM3	1232	0.161905	0.111969	0.111969	Fibroblasts	Ptdss1	Scarb1
78809	IM2	AM2	1232	0.089474	0.214751	0.089474	IM2->AM2,	Ptdss1	Scarb1
78810	IM1	AM2	1232	0.099644	0.214751	0.099644	IM1->AM2,	Ptdss1	Scarb1
78811	AM3	AM2	1232	0.108108	0.214751	0.108108	AM3->AM2	Ptdss1	Scarb1
78812	AM2	AM2	1232	0.193059	0.214751	0.193059	AM2->AM2	Ptdss1	Scarb1
78813	AM1	AM2	1232	0.118721	0.214751	0.118721	AM1->AM2	Ptdss1	Scarb1
78814	AT2	AM2	1232	0.098714	0.214751	0.098714	AT2->AM2,	Ptdss1	Scarb1
78815	AT2_Retnla	AM2	1232	0.139896	0.214751	0.139896	AT2_Retnla	Ptdss1	Scarb1
78816	Fibroblasts	AM2	1232	0.161905	0.214751	0.161905	Fibroblasts	Ptdss1	Scarb1
78817	IM2	AM1	1232	0.089474	0.18379	0.089474	IM2->AM1,	Ptdss1	Scarb1
78818	IM1	AM1	1232	0.099644	0.18379	0.099644	IM1->AM1,	Ptdss1	Scarb1
78819	AM3	AM1	1232	0.108108	0.18379	0.108108	AM3->AM1	Ptdss1	Scarb1
78820	AM2	AM1	1232	0.193059	0.18379	0.18379	AM2->AM1	Ptdss1	Scarb1
78821	AM1	AM1	1232	0.118721	0.18379	0.118721	AM1->AM1	Ptdss1	Scarb1
78822	AT2	AM1	1232	0.098714	0.18379	0.098714	AT2->AM1,	Ptdss1	Scarb1
78823	AT2_Retnla	AM1	1232	0.139896	0.18379	0.139896	AT2_Retnla	Ptdss1	Scarb1
78824	Fibroblasts	AM1	1232	0.161905	0.18379	0.161905	Fibroblasts	Ptdss1	Scarb1
78825	IM2	AT2	1232	0.089474	0.085506	0.085506	IM2->AT2/	Ptdss1	Scarb1
78826	IM1	AT2	1232	0.099644	0.085506	0.085506	IM1->AT2/	Ptdss1	Scarb1
78827	AM3	AT2	1232	0.108108	0.085506	0.085506	AM3->AT2,	Ptdss1	Scarb1
78828	AM2	AT2	1232	0.193059	0.085506	0.085506	AM2->AT2,	Ptdss1	Scarb1
78829	AM1	AT2	1232	0.118721	0.085506	0.085506	AM1->AT2,	Ptdss1	Scarb1
78830	AT2	AT2	1232	0.098714	0.085506	0.085506	AT2->AT2/	Ptdss1	Scarb1
78831	AT2_Retnla	AT2	1232	0.139896	0.085506	0.085506	AT2_Retnla	Ptdss1	Scarb1
78832	Fibroblasts	AT2	1232	0.161905	0.085506	0.085506	Fibroblasts	Ptdss1	Scarb1
78833	IM2	AT2_Retnla	1232	0.089474	0.056995	0.056995	IM2->AT2_	Ptdss1	Scarb1
78834	IM1	AT2_Retnla	1232	0.099644	0.056995	0.056995	IM1->AT2_	Ptdss1	Scarb1
78835	AM3	AT2_Retnla	1232	0.108108	0.056995	0.056995	AM3->AT2_	Ptdss1	Scarb1
78836	AM2	AT2_Retnla	1232	0.193059	0.056995	0.056995	AM2->AT2_	Ptdss1	Scarb1
78837	AM1	AT2_Retnla	1232	0.118721	0.056995	0.056995	AM1->AT2_	Ptdss1	Scarb1
78838	AT2	AT2_Retnla	1232	0.098714	0.056995	0.056995	AT2->AT2_	Ptdss1	Scarb1
78839	AT2_Retnla	AT2_Retnla	1232	0.139896	0.056995	0.056995	AT2_Retnla	Ptdss1	Scarb1
78840	Fibroblasts	AT2_Retnla	1232	0.161905	0.056995	0.056995	Fibroblasts	Ptdss1	Scarb1
78841	IM2	Fibroblasts	1232	0.089474	0.057143	0.057143	IM2->Fibro	Ptdss1	Scarb1
78842	IM1	Fibroblasts	1232	0.099644	0.057143	0.057143	IM1->Fibro	Ptdss1	Scarb1

78843	AM3	Fibroblasts	1232	0.108108	0.057143	0.057143	AM3->Fibro	Ptdss1	Scarb1
78844	AM2	Fibroblasts	1232	0.193059	0.057143	0.057143	AM2->Fibro	Ptdss1	Scarb1
78845	AM1	Fibroblasts	1232	0.118721	0.057143	0.057143	AM1->Fibro	Ptdss1	Scarb1
78846	AT2	Fibroblasts	1232	0.098714	0.057143	0.057143	AT2->Fibrol	Ptdss1	Scarb1
78847	AT2_Retnla	Fibroblasts	1232	0.139896	0.057143	0.057143	AT2_Retnla	Ptdss1	Scarb1
78848	Fibroblasts	Fibroblasts	1232	0.161905	0.057143	0.057143	Fibroblasts-	Ptdss1	Scarb1
78870	AT2	AM3	1233	0.064998	0.27027	0.064998	AT2->AM3/	Ptgs2	Cav1
78871	AT2_Retnla	AM3	1233	0.056995	0.27027	0.056995	AT2_Retnla	Ptgs2	Cav1
78872	Fibroblasts	AM3	1233	0.057143	0.27027	0.057143	Fibroblasts-	Ptgs2	Cav1
78878	AT2	AM2	1233	0.064998	0.21692	0.064998	AT2->AM2/	Ptgs2	Cav1
78879	AT2_Retnla	AM2	1233	0.056995	0.21692	0.056995	AT2_Retnla	Ptgs2	Cav1
78880	Fibroblasts	AM2	1233	0.057143	0.21692	0.057143	Fibroblasts-	Ptgs2	Cav1
78886	AT2	AM1	1233	0.064998	0.15411	0.064998	AT2->AM1/	Ptgs2	Cav1
78887	AT2_Retnla	AM1	1233	0.056995	0.15411	0.056995	AT2_Retnla	Ptgs2	Cav1
78888	Fibroblasts	AM1	1233	0.057143	0.15411	0.057143	Fibroblasts-	Ptgs2	Cav1
78894	AT2	AT2	1233	0.064998	0.05179	0.05179	AT2->AT2/	Ptgs2	Cav1
78895	AT2_Retnla	AT2	1233	0.056995	0.05179	0.05179	AT2_Retnla	Ptgs2	Cav1
78896	Fibroblasts	AT2	1233	0.057143	0.05179	0.05179	Fibroblasts-	Ptgs2	Cav1
78902	AT2	AT2_Retnla	1233	0.064998	0.067358	0.064998	AT2->AT2_	Ptgs2	Cav1
78903	AT2_Retnla	AT2_Retnla	1233	0.056995	0.067358	0.056995	AT2_Retnla	Ptgs2	Cav1
78904	Fibroblasts	AT2_Retnla	1233	0.057143	0.067358	0.057143	Fibroblasts-	Ptgs2	Cav1
78910	AT2	Fibroblasts	1233	0.064998	0.352381	0.064998	AT2->Fibrol	Ptgs2	Cav1
78911	AT2_Retnla	Fibroblasts	1233	0.056995	0.352381	0.056995	AT2_Retnla	Ptgs2	Cav1
78912	Fibroblasts	Fibroblasts	1233	0.057143	0.352381	0.057143	Fibroblasts-	Ptgs2	Cav1
79193	IM2	AM2	1238	0.989474	0.05423	0.05423	IM2->AM2/	Ptma	Vipr1
79194	IM1	AM2	1238	1	0.05423	0.05423	IM1->AM2/	Ptma	Vipr1
79195	AM3	AM2	1238	0.988417	0.05423	0.05423	AM3->AM2	Ptma	Vipr1
79196	AM2	AM2	1238	0.993492	0.05423	0.05423	AM2->AM2	Ptma	Vipr1
79197	AM1	AM2	1238	0.987443	0.05423	0.05423	AM1->AM2	Ptma	Vipr1
79198	AT2	AM2	1238	0.991658	0.05423	0.05423	AT2->AM2/	Ptma	Vipr1
79199	AT2_Retnla	AM2	1238	0.994819	0.05423	0.05423	AT2_Retnla	Ptma	Vipr1
79200	Fibroblasts	AM2	1238	0.980952	0.05423	0.05423	Fibroblasts-	Ptma	Vipr1
79201	IM2	AM1	1238	0.989474	0.053653	0.053653	IM2->AM1/	Ptma	Vipr1
79202	IM1	AM1	1238	1	0.053653	0.053653	IM1->AM1/	Ptma	Vipr1
79203	AM3	AM1	1238	0.988417	0.053653	0.053653	AM3->AM1	Ptma	Vipr1
79204	AM2	AM1	1238	0.993492	0.053653	0.053653	AM2->AM1	Ptma	Vipr1
79205	AM1	AM1	1238	0.987443	0.053653	0.053653	AM1->AM1	Ptma	Vipr1
79206	AT2	AM1	1238	0.991658	0.053653	0.053653	AT2->AM1/	Ptma	Vipr1
79207	AT2_Retnla	AM1	1238	0.994819	0.053653	0.053653	AT2_Retnla	Ptma	Vipr1
79208	Fibroblasts	AM1	1238	0.980952	0.053653	0.053653	Fibroblasts-	Ptma	Vipr1
79960	Fibroblasts	AM3	1250	0.885714	0.081081	0.081081	Fibroblasts-	Rarres2	Ccrl2
80008	Fibroblasts	IM2	1251	0.885714	0.173684	0.173684	Fibroblasts-	Rarres2	Cmklr1
80016	Fibroblasts	IM1	1251	0.885714	0.106762	0.106762	Fibroblasts-	Rarres2	Cmklr1
80064	Fibroblasts	Fibroblasts	1251	0.885714	0.333333	0.333333	Fibroblasts-	Rarres2	Cmklr1
80519	AT2_Retnla	IM2	1259	0.062176	0.105263	0.062176	AT2_Retnla	Rgma	Bmpr2
80520	Fibroblasts	IM2	1259	0.104762	0.105263	0.104762	Fibroblasts-	Rgma	Bmpr2
80527	AT2_Retnla	IM1	1259	0.062176	0.099644	0.062176	AT2_Retnla	Rgma	Bmpr2

80528	Fibroblasts	IM1	1259	0.104762	0.099644	0.099644	Fibroblasts·	Rgma	Bmpr2
80535	AT2_Retnla	AM3	1259	0.062176	0.208494	0.062176	AT2_Retnla	Rgma	Bmpr2
80536	Fibroblasts	AM3	1259	0.104762	0.208494	0.104762	Fibroblasts·	Rgma	Bmpr2
80543	AT2_Retnla	AM2	1259	0.062176	0.240781	0.062176	AT2_Retnla	Rgma	Bmpr2
80544	Fibroblasts	AM2	1259	0.104762	0.240781	0.104762	Fibroblasts·	Rgma	Bmpr2
80551	AT2_Retnla	AM1	1259	0.062176	0.212329	0.062176	AT2_Retnla	Rgma	Bmpr2
80552	Fibroblasts	AM1	1259	0.104762	0.212329	0.104762	Fibroblasts·	Rgma	Bmpr2
80559	AT2_Retnla	AT2	1259	0.062176	0.201599	0.062176	AT2_Retnla	Rgma	Bmpr2
80560	Fibroblasts	AT2	1259	0.104762	0.201599	0.104762	Fibroblasts·	Rgma	Bmpr2
80567	AT2_Retnla	AT2_Retnla	1259	0.062176	0.233161	0.062176	AT2_Retnla	Rgma	Bmpr2
80568	Fibroblasts	AT2_Retnla	1259	0.104762	0.233161	0.104762	Fibroblasts·	Rgma	Bmpr2
80575	AT2_Retnla	Fibroblasts	1259	0.062176	0.333333	0.062176	AT2_Retnla	Rgma	Bmpr2
80576	Fibroblasts	Fibroblasts	1259	0.104762	0.333333	0.104762	Fibroblasts·	Rgma	Bmpr2
80687	AT2_Retnla	AT2	1261	0.062176	0.068474	0.062176	AT2_Retnla	Rgma	Neo1
80688	Fibroblasts	AT2	1261	0.104762	0.068474	0.068474	Fibroblasts·	Rgma	Neo1
80695	AT2_Retnla	AT2_Retnla	1261	0.062176	0.056995	0.056995	AT2_Retnla	Rgma	Neo1
80696	Fibroblasts	AT2_Retnla	1261	0.104762	0.056995	0.056995	Fibroblasts·	Rgma	Neo1
80703	AT2_Retnla	Fibroblasts	1261	0.062176	0.171429	0.062176	AT2_Retnla	Rgma	Neo1
80704	Fibroblasts	Fibroblasts	1261	0.104762	0.171429	0.104762	Fibroblasts·	Rgma	Neo1
80771	AM3	IM2	1263	0.054054	0.105263	0.054054	AM3->IM2,	Rgmb	Bmpr2
80772	AM2	IM2	1263	0.069414	0.105263	0.069414	AM2->IM2,	Rgmb	Bmpr2
80779	AM3	IM1	1263	0.054054	0.099644	0.054054	AM3->IM1,	Rgmb	Bmpr2
80780	AM2	IM1	1263	0.069414	0.099644	0.069414	AM2->IM1,	Rgmb	Bmpr2
80787	AM3	AM3	1263	0.054054	0.208494	0.054054	AM3->AM3	Rgmb	Bmpr2
80788	AM2	AM3	1263	0.069414	0.208494	0.069414	AM2->AM3	Rgmb	Bmpr2
80795	AM3	AM2	1263	0.054054	0.240781	0.054054	AM3->AM2	Rgmb	Bmpr2
80796	AM2	AM2	1263	0.069414	0.240781	0.069414	AM2->AM2	Rgmb	Bmpr2
80803	AM3	AM1	1263	0.054054	0.212329	0.054054	AM3->AM1	Rgmb	Bmpr2
80804	AM2	AM1	1263	0.069414	0.212329	0.069414	AM2->AM1	Rgmb	Bmpr2
80811	AM3	AT2	1263	0.054054	0.201599	0.054054	AM3->AT2,	Rgmb	Bmpr2
80812	AM2	AT2	1263	0.069414	0.201599	0.069414	AM2->AT2,	Rgmb	Bmpr2
80819	AM3	AT2_Retnla	1263	0.054054	0.233161	0.054054	AM3->AT2_	Rgmb	Bmpr2
80820	AM2	AT2_Retnla	1263	0.069414	0.233161	0.069414	AM2->AT2_	Rgmb	Bmpr2
80827	AM3	Fibroblasts	1263	0.054054	0.333333	0.054054	AM3->Fibro	Rgmb	Bmpr2
80828	AM2	Fibroblasts	1263	0.069414	0.333333	0.069414	AM2->Fibro	Rgmb	Bmpr2
80939	AM3	AT2	1265	0.054054	0.068474	0.054054	AM3->AT2,	Rgmb	Neo1
80940	AM2	AT2	1265	0.069414	0.068474	0.068474	AM2->AT2,	Rgmb	Neo1
80947	AM3	AT2_Retnla	1265	0.054054	0.056995	0.054054	AM3->AT2_	Rgmb	Neo1
80948	AM2	AT2_Retnla	1265	0.069414	0.056995	0.056995	AM2->AT2_	Rgmb	Neo1
80955	AM3	Fibroblasts	1265	0.054054	0.171429	0.054054	AM3->Fibro	Rgmb	Neo1
80956	AM2	Fibroblasts	1265	0.069414	0.171429	0.069414	AM2->Fibro	Rgmb	Neo1
81345	IM2	IM2	1272	1	0.657895	0.657895	IM2->IM2/	Rps19	C5ar1
81346	IM1	IM2	1272	1	0.657895	0.657895	IM1->IM2/	Rps19	C5ar1
81347	AM3	IM2	1272	0.996139	0.657895	0.657895	AM3->IM2,	Rps19	C5ar1
81348	AM2	IM2	1272	1	0.657895	0.657895	AM2->IM2,	Rps19	C5ar1
81349	AM1	IM2	1272	1	0.657895	0.657895	AM1->IM2,	Rps19	C5ar1
81350	AT2	IM2	1272	0.999652	0.657895	0.657895	AT2->IM2/	Rps19	C5ar1

81351	AT2_Retnla	IM2	1272	1	0.657895	0.657895	AT2_Retnla	Rps19	C5ar1
81352	Fibroblasts	IM2	1272	1	0.657895	0.657895	Fibroblasts-	Rps19	C5ar1
81353	IM2	IM1	1272	1	0.398577	0.398577	IM2->IM1/	Rps19	C5ar1
81354	IM1	IM1	1272	1	0.398577	0.398577	IM1->IM1/	Rps19	C5ar1
81355	AM3	IM1	1272	0.996139	0.398577	0.398577	AM3->IM1,	Rps19	C5ar1
81356	AM2	IM1	1272	1	0.398577	0.398577	AM2->IM1,	Rps19	C5ar1
81357	AM1	IM1	1272	1	0.398577	0.398577	AM1->IM1,	Rps19	C5ar1
81358	AT2	IM1	1272	0.999652	0.398577	0.398577	AT2->IM1/:	Rps19	C5ar1
81359	AT2_Retnla	IM1	1272	1	0.398577	0.398577	AT2_Retnla	Rps19	C5ar1
81360	Fibroblasts	IM1	1272	1	0.398577	0.398577	Fibroblasts-	Rps19	C5ar1
81361	IM2	AM3	1272	1	0.138996	0.138996	IM2->AM3,	Rps19	C5ar1
81362	IM1	AM3	1272	1	0.138996	0.138996	IM1->AM3,	Rps19	C5ar1
81363	AM3	AM3	1272	0.996139	0.138996	0.138996	AM3->AM3	Rps19	C5ar1
81364	AM2	AM3	1272	1	0.138996	0.138996	AM2->AM3	Rps19	C5ar1
81365	AM1	AM3	1272	1	0.138996	0.138996	AM1->AM3	Rps19	C5ar1
81366	AT2	AM3	1272	0.999652	0.138996	0.138996	AT2->AM3,	Rps19	C5ar1
81367	AT2_Retnla	AM3	1272	1	0.138996	0.138996	AT2_Retnla	Rps19	C5ar1
81368	Fibroblasts	AM3	1272	1	0.138996	0.138996	Fibroblasts-	Rps19	C5ar1
81369	IM2	AM2	1272	1	0.373102	0.373102	IM2->AM2,	Rps19	C5ar1
81370	IM1	AM2	1272	1	0.373102	0.373102	IM1->AM2,	Rps19	C5ar1
81371	AM3	AM2	1272	0.996139	0.373102	0.373102	AM3->AM2	Rps19	C5ar1
81372	AM2	AM2	1272	1	0.373102	0.373102	AM2->AM2	Rps19	C5ar1
81373	AM1	AM2	1272	1	0.373102	0.373102	AM1->AM2	Rps19	C5ar1
81374	AT2	AM2	1272	0.999652	0.373102	0.373102	AT2->AM2,	Rps19	C5ar1
81375	AT2_Retnla	AM2	1272	1	0.373102	0.373102	AT2_Retnla	Rps19	C5ar1
81376	Fibroblasts	AM2	1272	1	0.373102	0.373102	Fibroblasts-	Rps19	C5ar1
81377	IM2	AM1	1272	1	0.619863	0.619863	IM2->AM1,	Rps19	C5ar1
81378	IM1	AM1	1272	1	0.619863	0.619863	IM1->AM1,	Rps19	C5ar1
81379	AM3	AM1	1272	0.996139	0.619863	0.619863	AM3->AM1	Rps19	C5ar1
81380	AM2	AM1	1272	1	0.619863	0.619863	AM2->AM1	Rps19	C5ar1
81381	AM1	AM1	1272	1	0.619863	0.619863	AM1->AM1	Rps19	C5ar1
81382	AT2	AM1	1272	0.999652	0.619863	0.619863	AT2->AM1,	Rps19	C5ar1
81383	AT2_Retnla	AM1	1272	1	0.619863	0.619863	AT2_Retnla	Rps19	C5ar1
81384	Fibroblasts	AM1	1272	1	0.619863	0.619863	Fibroblasts-	Rps19	C5ar1
82617	IM2	Fibroblasts	1291	0.531579	0.133333	0.133333	IM2->Fibro	Rtn4	Tnfrsf19
82618	IM1	Fibroblasts	1291	0.530249	0.133333	0.133333	IM1->Fibro	Rtn4	Tnfrsf19
82619	AM3	Fibroblasts	1291	0.853282	0.133333	0.133333	AM3->Fibr	Rtn4	Tnfrsf19
82620	AM2	Fibroblasts	1291	0.67462	0.133333	0.133333	AM2->Fibr	Rtn4	Tnfrsf19
82621	AM1	Fibroblasts	1291	0.574201	0.133333	0.133333	AM1->Fibr	Rtn4	Tnfrsf19
82622	AT2	Fibroblasts	1291	0.231839	0.133333	0.133333	AT2->Fibrol	Rtn4	Tnfrsf19
82623	AT2_Retnla	Fibroblasts	1291	0.170984	0.133333	0.133333	AT2_Retnla	Rtn4	Tnfrsf19
82624	Fibroblasts	Fibroblasts	1291	0.628571	0.133333	0.133333	Fibroblasts-	Rtn4	Tnfrsf19
82625	IM2	IM2	1292	0.526316	0.078947	0.078947	IM2->IM2/	S100a8	Tlr4
82626	IM1	IM2	1292	0.551601	0.078947	0.078947	IM1->IM2/	S100a8	Tlr4
82627	AM3	IM2	1292	0.749035	0.078947	0.078947	AM3->IM2,	S100a8	Tlr4
82628	AM2	IM2	1292	0.724512	0.078947	0.078947	AM2->IM2,	S100a8	Tlr4
82629	AM1	IM2	1292	0.712329	0.078947	0.078947	AM1->IM2,	S100a8	Tlr4

82630	AT2	IM2	1292	0.509211	0.078947	0.078947	AT2->IM2/	S100a8	Tlr4
82631	AT2_Retnla	IM2	1292	0.398964	0.078947	0.078947	AT2_Retnla	S100a8	Tlr4
82632	Fibroblasts	IM2	1292	0.542857	0.078947	0.078947	Fibroblasts-	S100a8	Tlr4
82641	IM2	AM3	1292	0.526316	0.185328	0.185328	IM2->AM3,	S100a8	Tlr4
82642	IM1	AM3	1292	0.551601	0.185328	0.185328	IM1->AM3,	S100a8	Tlr4
82643	AM3	AM3	1292	0.749035	0.185328	0.185328	AM3->AM3	S100a8	Tlr4
82644	AM2	AM3	1292	0.724512	0.185328	0.185328	AM2->AM3	S100a8	Tlr4
82645	AM1	AM3	1292	0.712329	0.185328	0.185328	AM1->AM3	S100a8	Tlr4
82646	AT2	AM3	1292	0.509211	0.185328	0.185328	AT2->AM3,	S100a8	Tlr4
82647	AT2_Retnla	AM3	1292	0.398964	0.185328	0.185328	AT2_Retnla	S100a8	Tlr4
82648	Fibroblasts	AM3	1292	0.542857	0.185328	0.185328	Fibroblasts-	S100a8	Tlr4
82649	IM2	AM2	1292	0.526316	0.255965	0.255965	IM2->AM2,	S100a8	Tlr4
82650	IM1	AM2	1292	0.551601	0.255965	0.255965	IM1->AM2,	S100a8	Tlr4
82651	AM3	AM2	1292	0.749035	0.255965	0.255965	AM3->AM2	S100a8	Tlr4
82652	AM2	AM2	1292	0.724512	0.255965	0.255965	AM2->AM2	S100a8	Tlr4
82653	AM1	AM2	1292	0.712329	0.255965	0.255965	AM1->AM2	S100a8	Tlr4
82654	AT2	AM2	1292	0.509211	0.255965	0.255965	AT2->AM2,	S100a8	Tlr4
82655	AT2_Retnla	AM2	1292	0.398964	0.255965	0.255965	AT2_Retnla	S100a8	Tlr4
82656	Fibroblasts	AM2	1292	0.542857	0.255965	0.255965	Fibroblasts-	S100a8	Tlr4
82657	IM2	AM1	1292	0.526316	0.202055	0.202055	IM2->AM1,	S100a8	Tlr4
82658	IM1	AM1	1292	0.551601	0.202055	0.202055	IM1->AM1,	S100a8	Tlr4
82659	AM3	AM1	1292	0.749035	0.202055	0.202055	AM3->AM1	S100a8	Tlr4
82660	AM2	AM1	1292	0.724512	0.202055	0.202055	AM2->AM1	S100a8	Tlr4
82661	AM1	AM1	1292	0.712329	0.202055	0.202055	AM1->AM1	S100a8	Tlr4
82662	AT2	AM1	1292	0.509211	0.202055	0.202055	AT2->AM1,	S100a8	Tlr4
82663	AT2_Retnla	AM1	1292	0.398964	0.202055	0.202055	AT2_Retnla	S100a8	Tlr4
82664	Fibroblasts	AM1	1292	0.542857	0.202055	0.202055	Fibroblasts-	S100a8	Tlr4
82665	IM2	AT2	1292	0.526316	0.064651	0.064651	IM2->AT2/	S100a8	Tlr4
82666	IM1	AT2	1292	0.551601	0.064651	0.064651	IM1->AT2/	S100a8	Tlr4
82667	AM3	AT2	1292	0.749035	0.064651	0.064651	AM3->AT2,	S100a8	Tlr4
82668	AM2	AT2	1292	0.724512	0.064651	0.064651	AM2->AT2,	S100a8	Tlr4
82669	AM1	AT2	1292	0.712329	0.064651	0.064651	AM1->AT2,	S100a8	Tlr4
82670	AT2	AT2	1292	0.509211	0.064651	0.064651	AT2->AT2/	S100a8	Tlr4
82671	AT2_Retnla	AT2	1292	0.398964	0.064651	0.064651	AT2_Retnla	S100a8	Tlr4
82672	Fibroblasts	AT2	1292	0.542857	0.064651	0.064651	Fibroblasts-	S100a8	Tlr4
82673	IM2	AT2_Retnla	1292	0.526316	0.098446	0.098446	IM2->AT2_	S100a8	Tlr4
82674	IM1	AT2_Retnla	1292	0.551601	0.098446	0.098446	IM1->AT2_	S100a8	Tlr4
82675	AM3	AT2_Retnla	1292	0.749035	0.098446	0.098446	AM3->AT2_	S100a8	Tlr4
82676	AM2	AT2_Retnla	1292	0.724512	0.098446	0.098446	AM2->AT2_	S100a8	Tlr4
82677	AM1	AT2_Retnla	1292	0.712329	0.098446	0.098446	AM1->AT2_	S100a8	Tlr4
82678	AT2	AT2_Retnla	1292	0.509211	0.098446	0.098446	AT2->AT2_	S100a8	Tlr4
82679	AT2_Retnla	AT2_Retnla	1292	0.398964	0.098446	0.098446	AT2_Retnla	S100a8	Tlr4
82680	Fibroblasts	AT2_Retnla	1292	0.542857	0.098446	0.098446	Fibroblasts-	S100a8	Tlr4
82793	IM2	AT2	1294	1	0.49635	0.49635	IM2->AT2/	Scgb1a1	Lrp2
82794	IM1	AT2	1294	1	0.49635	0.49635	IM1->AT2/	Scgb1a1	Lrp2
82795	AM3	AT2	1294	1	0.49635	0.49635	AM3->AT2,	Scgb1a1	Lrp2
82796	AM2	AT2	1294	1	0.49635	0.49635	AM2->AT2,	Scgb1a1	Lrp2

82797	AM1	AT2	1294	1	0.49635	0.49635	AM1->AT2/	Scgb1a1	Lrp2
82798	AT2	AT2	1294	1	0.49635	0.49635	AT2->AT2/	Scgb1a1	Lrp2
82799	AT2_Retnla	AT2	1294	1	0.49635	0.49635	AT2_Retnla	Scgb1a1	Lrp2
82800	Fibroblasts	AT2	1294	1	0.49635	0.49635	Fibroblasts	Scgb1a1	Lrp2
82801	IM2	AT2_Retnla	1294	1	0.720207	0.720207	IM2->AT2_	Scgb1a1	Lrp2
82802	IM1	AT2_Retnla	1294	1	0.720207	0.720207	IM1->AT2_	Scgb1a1	Lrp2
82803	AM3	AT2_Retnla	1294	1	0.720207	0.720207	AM3->AT2_	Scgb1a1	Lrp2
82804	AM2	AT2_Retnla	1294	1	0.720207	0.720207	AM2->AT2_	Scgb1a1	Lrp2
82805	AM1	AT2_Retnla	1294	1	0.720207	0.720207	AM1->AT2_	Scgb1a1	Lrp2
82806	AT2	AT2_Retnla	1294	1	0.720207	0.720207	AT2->AT2_	Scgb1a1	Lrp2
82807	AT2_Retnla	AT2_Retnla	1294	1	0.720207	0.720207	AT2_Retnla	Scgb1a1	Lrp2
82808	Fibroblasts	AT2_Retnla	1294	1	0.720207	0.720207	Fibroblasts	Scgb1a1	Lrp2
82833	IM2	AM3	1295	0.094737	0.081081	0.081081	IM2->AM3/	Scgb3a1	Marco
82834	IM1	AM3	1295	0.092527	0.081081	0.081081	IM1->AM3/	Scgb3a1	Marco
82835	AM3	AM3	1295	0.19305	0.081081	0.081081	AM3->AM3	Scgb3a1	Marco
82836	AM2	AM3	1295	0.121475	0.081081	0.081081	AM2->AM3	Scgb3a1	Marco
82837	AM1	AM3	1295	0.083333	0.081081	0.081081	AM1->AM3	Scgb3a1	Marco
82838	AT2	AM3	1295	0.088634	0.081081	0.081081	AT2->AM3/	Scgb3a1	Marco
82839	AT2_Retnla	AM3	1295	0.160622	0.081081	0.081081	AT2_Retnla	Scgb3a1	Marco
82840	Fibroblasts	AM3	1295	0.057143	0.081081	0.057143	Fibroblasts	Scgb3a1	Marco
82841	IM2	AM2	1295	0.094737	0.494577	0.094737	IM2->AM2/	Scgb3a1	Marco
82842	IM1	AM2	1295	0.092527	0.494577	0.092527	IM1->AM2/	Scgb3a1	Marco
82843	AM3	AM2	1295	0.19305	0.494577	0.19305	AM3->AM2	Scgb3a1	Marco
82844	AM2	AM2	1295	0.121475	0.494577	0.121475	AM2->AM2	Scgb3a1	Marco
82845	AM1	AM2	1295	0.083333	0.494577	0.083333	AM1->AM2	Scgb3a1	Marco
82846	AT2	AM2	1295	0.088634	0.494577	0.088634	AT2->AM2/	Scgb3a1	Marco
82847	AT2_Retnla	AM2	1295	0.160622	0.494577	0.160622	AT2_Retnla	Scgb3a1	Marco
82848	Fibroblasts	AM2	1295	0.057143	0.494577	0.057143	Fibroblasts	Scgb3a1	Marco
82849	IM2	AM1	1295	0.094737	0.311644	0.094737	IM2->AM1/	Scgb3a1	Marco
82850	IM1	AM1	1295	0.092527	0.311644	0.092527	IM1->AM1/	Scgb3a1	Marco
82851	AM3	AM1	1295	0.19305	0.311644	0.19305	AM3->AM1	Scgb3a1	Marco
82852	AM2	AM1	1295	0.121475	0.311644	0.121475	AM2->AM1	Scgb3a1	Marco
82853	AM1	AM1	1295	0.083333	0.311644	0.083333	AM1->AM1	Scgb3a1	Marco
82854	AT2	AM1	1295	0.088634	0.311644	0.088634	AT2->AM1/	Scgb3a1	Marco
82855	AT2_Retnla	AM1	1295	0.160622	0.311644	0.160622	AT2_Retnla	Scgb3a1	Marco
82856	Fibroblasts	AM1	1295	0.057143	0.311644	0.057143	Fibroblasts	Scgb3a1	Marco
82897	IM2	AM3	1296	0.131579	0.081081	0.081081	IM2->AM3/	Scgb3a2	Marco
82898	IM1	AM3	1296	0.156584	0.081081	0.081081	IM1->AM3/	Scgb3a2	Marco
82899	AM3	AM3	1296	0.146718	0.081081	0.081081	AM3->AM3	Scgb3a2	Marco
82900	AM2	AM3	1296	0.212581	0.081081	0.081081	AM2->AM3	Scgb3a2	Marco
82901	AM1	AM3	1296	0.152968	0.081081	0.081081	AM1->AM3	Scgb3a2	Marco
82902	AT2	AM3	1296	0.178311	0.081081	0.081081	AT2->AM3/	Scgb3a2	Marco
82903	AT2_Retnla	AM3	1296	0.15544	0.081081	0.081081	AT2_Retnla	Scgb3a2	Marco
82904	Fibroblasts	AM3	1296	0.114286	0.081081	0.081081	Fibroblasts	Scgb3a2	Marco
82905	IM2	AM2	1296	0.131579	0.494577	0.131579	IM2->AM2/	Scgb3a2	Marco
82906	IM1	AM2	1296	0.156584	0.494577	0.156584	IM1->AM2/	Scgb3a2	Marco
82907	AM3	AM2	1296	0.146718	0.494577	0.146718	AM3->AM2	Scgb3a2	Marco

82908	AM2	AM2	1296	0.212581	0.494577	0.212581	AM2->AM2	Scgb3a2	Marco
82909	AM1	AM2	1296	0.152968	0.494577	0.152968	AM1->AM2	Scgb3a2	Marco
82910	AT2	AM2	1296	0.178311	0.494577	0.178311	AT2->AM2/	Scgb3a2	Marco
82911	AT2_Retnla	AM2	1296	0.15544	0.494577	0.15544	AT2_Retnla	Scgb3a2	Marco
82912	Fibroblasts	AM2	1296	0.114286	0.494577	0.114286	Fibroblasts	Scgb3a2	Marco
82913	IM2	AM1	1296	0.131579	0.311644	0.131579	IM2->AM1/	Scgb3a2	Marco
82914	IM1	AM1	1296	0.156584	0.311644	0.156584	IM1->AM1/	Scgb3a2	Marco
82915	AM3	AM1	1296	0.146718	0.311644	0.146718	AM3->AM1	Scgb3a2	Marco
82916	AM2	AM1	1296	0.212581	0.311644	0.212581	AM2->AM1	Scgb3a2	Marco
82917	AM1	AM1	1296	0.152968	0.311644	0.152968	AM1->AM1	Scgb3a2	Marco
82918	AT2	AM1	1296	0.178311	0.311644	0.178311	AT2->AM1/	Scgb3a2	Marco
82919	AT2_Retnla	AM1	1296	0.15544	0.311644	0.15544	AT2_Retnla	Scgb3a2	Marco
82920	Fibroblasts	AM1	1296	0.114286	0.311644	0.114286	Fibroblasts	Scgb3a2	Marco
82985	IM2	AT2	1297	0.263158	0.31074	0.263158	IM2->AT2/	Selplg	Esam
82986	IM1	AT2	1297	0.466192	0.31074	0.31074	IM1->AT2/	Selplg	Esam
82987	AM3	AT2	1297	0.455598	0.31074	0.31074	AM3->AT2/	Selplg	Esam
82988	AM2	AT2	1297	0.574837	0.31074	0.31074	AM2->AT2/	Selplg	Esam
82989	AM1	AT2	1297	0.565068	0.31074	0.31074	AM1->AT2/	Selplg	Esam
82992	Fibroblasts	AT2	1297	0.133333	0.31074	0.133333	Fibroblasts	Selplg	Esam
82993	IM2	AT2_Retnla	1297	0.263158	0.398964	0.263158	IM2->AT2_	Selplg	Esam
82994	IM1	AT2_Retnla	1297	0.466192	0.398964	0.398964	IM1->AT2_	Selplg	Esam
82995	AM3	AT2_Retnla	1297	0.455598	0.398964	0.398964	AM3->AT2_	Selplg	Esam
82996	AM2	AT2_Retnla	1297	0.574837	0.398964	0.398964	AM2->AT2_	Selplg	Esam
82997	AM1	AT2_Retnla	1297	0.565068	0.398964	0.398964	AM1->AT2_	Selplg	Esam
83000	Fibroblasts	AT2_Retnla	1297	0.133333	0.398964	0.133333	Fibroblasts	Selplg	Esam
83009	IM2	IM2	1298	0.263158	0.331579	0.263158	IM2->IM2/	Selplg	Itgam
83010	IM1	IM2	1298	0.466192	0.331579	0.331579	IM1->IM2/	Selplg	Itgam
83011	AM3	IM2	1298	0.455598	0.331579	0.331579	AM3->IM2/	Selplg	Itgam
83012	AM2	IM2	1298	0.574837	0.331579	0.331579	AM2->IM2/	Selplg	Itgam
83013	AM1	IM2	1298	0.565068	0.331579	0.331579	AM1->IM2/	Selplg	Itgam
83016	Fibroblasts	IM2	1298	0.133333	0.331579	0.133333	Fibroblasts	Selplg	Itgam
83017	IM2	IM1	1298	0.263158	0.313167	0.263158	IM2->IM1/	Selplg	Itgam
83018	IM1	IM1	1298	0.466192	0.313167	0.313167	IM1->IM1/	Selplg	Itgam
83019	AM3	IM1	1298	0.455598	0.313167	0.313167	AM3->IM1/	Selplg	Itgam
83020	AM2	IM1	1298	0.574837	0.313167	0.313167	AM2->IM1/	Selplg	Itgam
83021	AM1	IM1	1298	0.565068	0.313167	0.313167	AM1->IM1/	Selplg	Itgam
83024	Fibroblasts	IM1	1298	0.133333	0.313167	0.133333	Fibroblasts	Selplg	Itgam
83025	IM2	AM3	1298	0.263158	0.216216	0.216216	IM2->AM3/	Selplg	Itgam
83026	IM1	AM3	1298	0.466192	0.216216	0.216216	IM1->AM3/	Selplg	Itgam
83027	AM3	AM3	1298	0.455598	0.216216	0.216216	AM3->AM3	Selplg	Itgam
83028	AM2	AM3	1298	0.574837	0.216216	0.216216	AM2->AM3	Selplg	Itgam
83029	AM1	AM3	1298	0.565068	0.216216	0.216216	AM1->AM3	Selplg	Itgam
83032	Fibroblasts	AM3	1298	0.133333	0.216216	0.133333	Fibroblasts	Selplg	Itgam
83073	IM2	IM2	1299	0.263158	0.3	0.263158	IM2->IM2/	Selplg	Itgb2
83074	IM1	IM2	1299	0.466192	0.3	0.3	IM1->IM2/	Selplg	Itgb2
83075	AM3	IM2	1299	0.455598	0.3	0.3	AM3->IM2/	Selplg	Itgb2
83076	AM2	IM2	1299	0.574837	0.3	0.3	AM2->IM2/	Selplg	Itgb2

83077	AM1	IM2	1299	0.565068	0.3	0.3	AM1->IM2,	Selplg	Itgb2
83080	Fibroblasts	IM2	1299	0.133333	0.3	0.133333	Fibroblasts-	Selplg	Itgb2
83081	IM2	IM1	1299	0.263158	0.419929	0.263158	IM2->IM1/	Selplg	Itgb2
83082	IM1	IM1	1299	0.466192	0.419929	0.419929	IM1->IM1/	Selplg	Itgb2
83083	AM3	IM1	1299	0.455598	0.419929	0.419929	AM3->IM1,	Selplg	Itgb2
83084	AM2	IM1	1299	0.574837	0.419929	0.419929	AM2->IM1,	Selplg	Itgb2
83085	AM1	IM1	1299	0.565068	0.419929	0.419929	AM1->IM1,	Selplg	Itgb2
83088	Fibroblasts	IM1	1299	0.133333	0.419929	0.133333	Fibroblasts-	Selplg	Itgb2
83089	IM2	AM3	1299	0.263158	0.903475	0.263158	IM2->AM3,	Selplg	Itgb2
83090	IM1	AM3	1299	0.466192	0.903475	0.466192	IM1->AM3,	Selplg	Itgb2
83091	AM3	AM3	1299	0.455598	0.903475	0.455598	AM3->AM3	Selplg	Itgb2
83092	AM2	AM3	1299	0.574837	0.903475	0.574837	AM2->AM3	Selplg	Itgb2
83093	AM1	AM3	1299	0.565068	0.903475	0.565068	AM1->AM3	Selplg	Itgb2
83096	Fibroblasts	AM3	1299	0.133333	0.903475	0.133333	Fibroblasts-	Selplg	Itgb2
83097	IM2	AM2	1299	0.263158	0.913232	0.263158	IM2->AM2,	Selplg	Itgb2
83098	IM1	AM2	1299	0.466192	0.913232	0.466192	IM1->AM2,	Selplg	Itgb2
83099	AM3	AM2	1299	0.455598	0.913232	0.455598	AM3->AM2	Selplg	Itgb2
83100	AM2	AM2	1299	0.574837	0.913232	0.574837	AM2->AM2	Selplg	Itgb2
83101	AM1	AM2	1299	0.565068	0.913232	0.565068	AM1->AM2	Selplg	Itgb2
83104	Fibroblasts	AM2	1299	0.133333	0.913232	0.133333	Fibroblasts-	Selplg	Itgb2
83105	IM2	AM1	1299	0.263158	0.825342	0.263158	IM2->AM1,	Selplg	Itgb2
83106	IM1	AM1	1299	0.466192	0.825342	0.466192	IM1->AM1,	Selplg	Itgb2
83107	AM3	AM1	1299	0.455598	0.825342	0.455598	AM3->AM1	Selplg	Itgb2
83108	AM2	AM1	1299	0.574837	0.825342	0.574837	AM2->AM1	Selplg	Itgb2
83109	AM1	AM1	1299	0.565068	0.825342	0.565068	AM1->AM1	Selplg	Itgb2
83112	Fibroblasts	AM1	1299	0.133333	0.825342	0.133333	Fibroblasts-	Selplg	Itgb2
83113	IM2	AT2	1299	0.263158	0.05179	0.05179	IM2->AT2/:	Selplg	Itgb2
83114	IM1	AT2	1299	0.466192	0.05179	0.05179	IM1->AT2/:	Selplg	Itgb2
83115	AM3	AT2	1299	0.455598	0.05179	0.05179	AM3->AT2,	Selplg	Itgb2
83116	AM2	AT2	1299	0.574837	0.05179	0.05179	AM2->AT2,	Selplg	Itgb2
83117	AM1	AT2	1299	0.565068	0.05179	0.05179	AM1->AT2,	Selplg	Itgb2
83120	Fibroblasts	AT2	1299	0.133333	0.05179	0.05179	Fibroblasts-	Selplg	Itgb2
83129	IM2	Fibroblasts	1299	0.263158	0.085714	0.085714	IM2->Fibro	Selplg	Itgb2
83130	IM1	Fibroblasts	1299	0.466192	0.085714	0.085714	IM1->Fibro	Selplg	Itgb2
83131	AM3	Fibroblasts	1299	0.455598	0.085714	0.085714	AM3->Fibro	Selplg	Itgb2
83132	AM2	Fibroblasts	1299	0.574837	0.085714	0.085714	AM2->Fibro	Selplg	Itgb2
83133	AM1	Fibroblasts	1299	0.565068	0.085714	0.085714	AM1->Fibro	Selplg	Itgb2
83136	Fibroblasts	Fibroblasts	1299	0.133333	0.085714	0.085714	Fibroblasts-	Selplg	Itgb2
83201	IM2	IM2	1301	0.263158	0.063158	0.063158	IM2->IM2/	Selplg	Sell
83202	IM1	IM2	1301	0.466192	0.063158	0.063158	IM1->IM2/	Selplg	Sell
83203	AM3	IM2	1301	0.455598	0.063158	0.063158	AM3->IM2,	Selplg	Sell
83204	AM2	IM2	1301	0.574837	0.063158	0.063158	AM2->IM2,	Selplg	Sell
83205	AM1	IM2	1301	0.565068	0.063158	0.063158	AM1->IM2,	Selplg	Sell
83208	Fibroblasts	IM2	1301	0.133333	0.063158	0.063158	Fibroblasts-	Selplg	Sell
83217	IM2	AM3	1301	0.263158	0.057915	0.057915	IM2->AM3,	Selplg	Sell
83218	IM1	AM3	1301	0.466192	0.057915	0.057915	IM1->AM3,	Selplg	Sell
83219	AM3	AM3	1301	0.455598	0.057915	0.057915	AM3->AM3	Selplg	Sell

83220	AM2	AM3	1301	0.574837	0.057915	0.057915	AM2->AM3	Selplg	Sell
83221	AM1	AM3	1301	0.565068	0.057915	0.057915	AM1->AM3	Selplg	Sell
83224	Fibroblasts	AM3	1301	0.133333	0.057915	0.057915	Fibroblasts-	Selplg	Sell
83257	IM2	Fibroblasts	1301	0.263158	0.12381	0.12381	IM2->Fibro	Selplg	Sell
83258	IM1	Fibroblasts	1301	0.466192	0.12381	0.12381	IM1->Fibro	Selplg	Sell
83259	AM3	Fibroblasts	1301	0.455598	0.12381	0.12381	AM3->Fibro	Selplg	Sell
83260	AM2	Fibroblasts	1301	0.574837	0.12381	0.12381	AM2->Fibro	Selplg	Sell
83261	AM1	Fibroblasts	1301	0.565068	0.12381	0.12381	AM1->Fibro	Selplg	Sell
83264	Fibroblasts	Fibroblasts	1301	0.133333	0.12381	0.12381	Fibroblasts-	Selplg	Sell
83718	AT2	IM2	1309	0.106361	0.547368	0.106361	AT2->IM2/	Sema3b	Nrp1
83719	AT2_Retnla	IM2	1309	0.11399	0.547368	0.11399	AT2_Retnla	Sema3b	Nrp1
83726	AT2	IM1	1309	0.106361	0.298932	0.106361	AT2->IM1/	Sema3b	Nrp1
83727	AT2_Retnla	IM1	1309	0.11399	0.298932	0.11399	AT2_Retnla	Sema3b	Nrp1
83734	AT2	AM3	1309	0.106361	0.343629	0.106361	AT2->AM3/	Sema3b	Nrp1
83735	AT2_Retnla	AM3	1309	0.11399	0.343629	0.11399	AT2_Retnla	Sema3b	Nrp1
83742	AT2	AM2	1309	0.106361	0.349241	0.106361	AT2->AM2/	Sema3b	Nrp1
83743	AT2_Retnla	AM2	1309	0.11399	0.349241	0.11399	AT2_Retnla	Sema3b	Nrp1
83750	AT2	AM1	1309	0.106361	0.321918	0.106361	AT2->AM1/	Sema3b	Nrp1
83751	AT2_Retnla	AM1	1309	0.11399	0.321918	0.11399	AT2_Retnla	Sema3b	Nrp1
83758	AT2	AT2	1309	0.106361	0.689607	0.106361	AT2->AT2/	Sema3b	Nrp1
83759	AT2_Retnla	AT2	1309	0.11399	0.689607	0.11399	AT2_Retnla	Sema3b	Nrp1
83766	AT2	AT2_Retnla	1309	0.106361	0.647668	0.106361	AT2->AT2_	Sema3b	Nrp1
83767	AT2_Retnla	AT2_Retnla	1309	0.11399	0.647668	0.11399	AT2_Retnla	Sema3b	Nrp1
83774	AT2	Fibroblasts	1309	0.106361	0.695238	0.106361	AT2->Fibro	Sema3b	Nrp1
83775	AT2_Retnla	Fibroblasts	1309	0.11399	0.695238	0.11399	AT2_Retnla	Sema3b	Nrp1
83782	AT2	IM2	1310	0.106361	0.252632	0.106361	AT2->IM2/	Sema3b	Nrp2
83783	AT2_Retnla	IM2	1310	0.11399	0.252632	0.11399	AT2_Retnla	Sema3b	Nrp2
83790	AT2	IM1	1310	0.106361	0.120996	0.106361	AT2->IM1/	Sema3b	Nrp2
83791	AT2_Retnla	IM1	1310	0.11399	0.120996	0.11399	AT2_Retnla	Sema3b	Nrp2
83798	AT2	AM3	1310	0.106361	0.532819	0.106361	AT2->AM3/	Sema3b	Nrp2
83799	AT2_Retnla	AM3	1310	0.11399	0.532819	0.11399	AT2_Retnla	Sema3b	Nrp2
83806	AT2	AM2	1310	0.106361	0.477223	0.106361	AT2->AM2/	Sema3b	Nrp2
83807	AT2_Retnla	AM2	1310	0.11399	0.477223	0.11399	AT2_Retnla	Sema3b	Nrp2
83814	AT2	AM1	1310	0.106361	0.260274	0.106361	AT2->AM1/	Sema3b	Nrp2
83815	AT2_Retnla	AM1	1310	0.11399	0.260274	0.11399	AT2_Retnla	Sema3b	Nrp2
83838	AT2	Fibroblasts	1310	0.106361	0.257143	0.106361	AT2->Fibro	Sema3b	Nrp2
83839	AT2_Retnla	Fibroblasts	1310	0.11399	0.257143	0.11399	AT2_Retnla	Sema3b	Nrp2
83848	Fibroblasts	IM2	1311	0.133333	0.547368	0.133333	Fibroblasts-	Sema3c	Nrp1
83856	Fibroblasts	IM1	1311	0.133333	0.298932	0.133333	Fibroblasts-	Sema3c	Nrp1
83864	Fibroblasts	AM3	1311	0.133333	0.343629	0.133333	Fibroblasts-	Sema3c	Nrp1
83872	Fibroblasts	AM2	1311	0.133333	0.349241	0.133333	Fibroblasts-	Sema3c	Nrp1
83880	Fibroblasts	AM1	1311	0.133333	0.321918	0.133333	Fibroblasts-	Sema3c	Nrp1
83888	Fibroblasts	AT2	1311	0.133333	0.689607	0.133333	Fibroblasts-	Sema3c	Nrp1
83896	Fibroblasts	AT2_Retnla	1311	0.133333	0.647668	0.133333	Fibroblasts-	Sema3c	Nrp1
83904	Fibroblasts	Fibroblasts	1311	0.133333	0.695238	0.133333	Fibroblasts-	Sema3c	Nrp1
83912	Fibroblasts	IM2	1312	0.133333	0.252632	0.133333	Fibroblasts-	Sema3c	Nrp2
83920	Fibroblasts	IM1	1312	0.133333	0.120996	0.120996	Fibroblasts-	Sema3c	Nrp2

83928	Fibroblasts	AM3	1312	0.133333	0.532819	0.133333	Fibroblasts·	Sema3c	Nrp2
83936	Fibroblasts	AM2	1312	0.133333	0.477223	0.133333	Fibroblasts·	Sema3c	Nrp2
83944	Fibroblasts	AM1	1312	0.133333	0.260274	0.133333	Fibroblasts·	Sema3c	Nrp2
83968	Fibroblasts	Fibroblasts	1312	0.133333	0.257143	0.133333	Fibroblasts·	Sema3c	Nrp2
83976	Fibroblasts	IM2	1313	0.133333	0.084211	0.084211	Fibroblasts·	Sema3c	Plxnd1
83984	Fibroblasts	IM1	1313	0.133333	0.185053	0.133333	Fibroblasts·	Sema3c	Plxnd1
83992	Fibroblasts	AM3	1313	0.133333	0.53668	0.133333	Fibroblasts·	Sema3c	Plxnd1
84000	Fibroblasts	AM2	1313	0.133333	0.18872	0.133333	Fibroblasts·	Sema3c	Plxnd1
84008	Fibroblasts	AM1	1313	0.133333	0.157534	0.133333	Fibroblasts·	Sema3c	Plxnd1
84032	Fibroblasts	Fibroblasts	1313	0.133333	0.161905	0.133333	Fibroblasts·	Sema3c	Plxnd1
84040	Fibroblasts	IM2	1314	0.190476	0.547368	0.190476	Fibroblasts·	Sema3d	Nrp1
84048	Fibroblasts	IM1	1314	0.190476	0.298932	0.190476	Fibroblasts·	Sema3d	Nrp1
84056	Fibroblasts	AM3	1314	0.190476	0.343629	0.190476	Fibroblasts·	Sema3d	Nrp1
84064	Fibroblasts	AM2	1314	0.190476	0.349241	0.190476	Fibroblasts·	Sema3d	Nrp1
84072	Fibroblasts	AM1	1314	0.190476	0.321918	0.190476	Fibroblasts·	Sema3d	Nrp1
84080	Fibroblasts	AT2	1314	0.190476	0.689607	0.190476	Fibroblasts·	Sema3d	Nrp1
84088	Fibroblasts	AT2_Retnla	1314	0.190476	0.647668	0.190476	Fibroblasts·	Sema3d	Nrp1
84096	Fibroblasts	Fibroblasts	1314	0.190476	0.695238	0.190476	Fibroblasts·	Sema3d	Nrp1
84100	AM2	IM2	1315	0.08026	0.547368	0.08026	AM2->IM2,	Sema3e	Nrp1
84101	AM1	IM2	1315	0.079909	0.547368	0.079909	AM1->IM2,	Sema3e	Nrp1
84108	AM2	IM1	1315	0.08026	0.298932	0.08026	AM2->IM1,	Sema3e	Nrp1
84109	AM1	IM1	1315	0.079909	0.298932	0.079909	AM1->IM1,	Sema3e	Nrp1
84116	AM2	AM3	1315	0.08026	0.343629	0.08026	AM2->AM3	Sema3e	Nrp1
84117	AM1	AM3	1315	0.079909	0.343629	0.079909	AM1->AM3	Sema3e	Nrp1
84124	AM2	AM2	1315	0.08026	0.349241	0.08026	AM2->AM2	Sema3e	Nrp1
84125	AM1	AM2	1315	0.079909	0.349241	0.079909	AM1->AM2	Sema3e	Nrp1
84132	AM2	AM1	1315	0.08026	0.321918	0.08026	AM2->AM1	Sema3e	Nrp1
84133	AM1	AM1	1315	0.079909	0.321918	0.079909	AM1->AM1	Sema3e	Nrp1
84140	AM2	AT2	1315	0.08026	0.689607	0.08026	AM2->AT2,	Sema3e	Nrp1
84141	AM1	AT2	1315	0.079909	0.689607	0.079909	AM1->AT2,	Sema3e	Nrp1
84148	AM2	AT2_Retnla	1315	0.08026	0.647668	0.08026	AM2->AT2_	Sema3e	Nrp1
84149	AM1	AT2_Retnla	1315	0.079909	0.647668	0.079909	AM1->AT2_	Sema3e	Nrp1
84156	AM2	Fibroblasts	1315	0.08026	0.695238	0.08026	AM2->Fibr	Sema3e	Nrp1
84157	AM1	Fibroblasts	1315	0.079909	0.695238	0.079909	AM1->Fibr	Sema3e	Nrp1
84164	AM2	IM2	1316	0.08026	0.084211	0.08026	AM2->IM2,	Sema3e	Plxnd1
84165	AM1	IM2	1316	0.079909	0.084211	0.079909	AM1->IM2,	Sema3e	Plxnd1
84172	AM2	IM1	1316	0.08026	0.185053	0.08026	AM2->IM1,	Sema3e	Plxnd1
84173	AM1	IM1	1316	0.079909	0.185053	0.079909	AM1->IM1,	Sema3e	Plxnd1
84180	AM2	AM3	1316	0.08026	0.53668	0.08026	AM2->AM3	Sema3e	Plxnd1
84181	AM1	AM3	1316	0.079909	0.53668	0.079909	AM1->AM3	Sema3e	Plxnd1
84188	AM2	AM2	1316	0.08026	0.18872	0.08026	AM2->AM2	Sema3e	Plxnd1
84189	AM1	AM2	1316	0.079909	0.18872	0.079909	AM1->AM2	Sema3e	Plxnd1
84196	AM2	AM1	1316	0.08026	0.157534	0.08026	AM2->AM1	Sema3e	Plxnd1
84197	AM1	AM1	1316	0.079909	0.157534	0.079909	AM1->AM1	Sema3e	Plxnd1
84220	AM2	Fibroblasts	1316	0.08026	0.161905	0.08026	AM2->Fibr	Sema3e	Plxnd1
84221	AM1	Fibroblasts	1316	0.079909	0.161905	0.079909	AM1->Fibr	Sema3e	Plxnd1
84545	IM2	IM2	1322	0.284211	0.084211	0.084211	IM2->IM2/	Sema4a	Plxnd1

84546	IM1	IM2	1322	0.188612	0.084211	0.084211	IM1->IM2/	Sema4a	Plxnd1
84547	AM3	IM2	1322	0.247104	0.084211	0.084211	AM3->IM2,	Sema4a	Plxnd1
84548	AM2	IM2	1322	0.234273	0.084211	0.084211	AM2->IM2,	Sema4a	Plxnd1
84549	AM1	IM2	1322	0.247717	0.084211	0.084211	AM1->IM2,	Sema4a	Plxnd1
84550	AT2	IM2	1322	0.170664	0.084211	0.084211	AT2->IM2/	Sema4a	Plxnd1
84551	AT2_Retnla	IM2	1322	0.176166	0.084211	0.084211	AT2_Retnla	Sema4a	Plxnd1
84553	IM2	IM1	1322	0.284211	0.185053	0.185053	IM2->IM1/	Sema4a	Plxnd1
84554	IM1	IM1	1322	0.188612	0.185053	0.185053	IM1->IM1/	Sema4a	Plxnd1
84555	AM3	IM1	1322	0.247104	0.185053	0.185053	AM3->IM1,	Sema4a	Plxnd1
84556	AM2	IM1	1322	0.234273	0.185053	0.185053	AM2->IM1,	Sema4a	Plxnd1
84557	AM1	IM1	1322	0.247717	0.185053	0.185053	AM1->IM1,	Sema4a	Plxnd1
84558	AT2	IM1	1322	0.170664	0.185053	0.170664	AT2->IM1/	Sema4a	Plxnd1
84559	AT2_Retnla	IM1	1322	0.176166	0.185053	0.176166	AT2_Retnla	Sema4a	Plxnd1
84561	IM2	AM3	1322	0.284211	0.53668	0.284211	IM2->AM3,	Sema4a	Plxnd1
84562	IM1	AM3	1322	0.188612	0.53668	0.188612	IM1->AM3,	Sema4a	Plxnd1
84563	AM3	AM3	1322	0.247104	0.53668	0.247104	AM3->AM3	Sema4a	Plxnd1
84564	AM2	AM3	1322	0.234273	0.53668	0.234273	AM2->AM3	Sema4a	Plxnd1
84565	AM1	AM3	1322	0.247717	0.53668	0.247717	AM1->AM3	Sema4a	Plxnd1
84566	AT2	AM3	1322	0.170664	0.53668	0.170664	AT2->AM3,	Sema4a	Plxnd1
84567	AT2_Retnla	AM3	1322	0.176166	0.53668	0.176166	AT2_Retnla	Sema4a	Plxnd1
84569	IM2	AM2	1322	0.284211	0.18872	0.18872	IM2->AM2,	Sema4a	Plxnd1
84570	IM1	AM2	1322	0.188612	0.18872	0.188612	IM1->AM2,	Sema4a	Plxnd1
84571	AM3	AM2	1322	0.247104	0.18872	0.18872	AM3->AM2	Sema4a	Plxnd1
84572	AM2	AM2	1322	0.234273	0.18872	0.18872	AM2->AM2	Sema4a	Plxnd1
84573	AM1	AM2	1322	0.247717	0.18872	0.18872	AM1->AM2	Sema4a	Plxnd1
84574	AT2	AM2	1322	0.170664	0.18872	0.170664	AT2->AM2,	Sema4a	Plxnd1
84575	AT2_Retnla	AM2	1322	0.176166	0.18872	0.176166	AT2_Retnla	Sema4a	Plxnd1
84577	IM2	AM1	1322	0.284211	0.157534	0.157534	IM2->AM1,	Sema4a	Plxnd1
84578	IM1	AM1	1322	0.188612	0.157534	0.157534	IM1->AM1,	Sema4a	Plxnd1
84579	AM3	AM1	1322	0.247104	0.157534	0.157534	AM3->AM1	Sema4a	Plxnd1
84580	AM2	AM1	1322	0.234273	0.157534	0.157534	AM2->AM1	Sema4a	Plxnd1
84581	AM1	AM1	1322	0.247717	0.157534	0.157534	AM1->AM1	Sema4a	Plxnd1
84582	AT2	AM1	1322	0.170664	0.157534	0.157534	AT2->AM1,	Sema4a	Plxnd1
84583	AT2_Retnla	AM1	1322	0.176166	0.157534	0.157534	AT2_Retnla	Sema4a	Plxnd1
84601	IM2	Fibroblasts	1322	0.284211	0.161905	0.161905	IM2->Fibro	Sema4a	Plxnd1
84602	IM1	Fibroblasts	1322	0.188612	0.161905	0.161905	IM1->Fibro	Sema4a	Plxnd1
84603	AM3	Fibroblasts	1322	0.247104	0.161905	0.161905	AM3->Fibr	Sema4a	Plxnd1
84604	AM2	Fibroblasts	1322	0.234273	0.161905	0.161905	AM2->Fibr	Sema4a	Plxnd1
84605	AM1	Fibroblasts	1322	0.247717	0.161905	0.161905	AM1->Fibr	Sema4a	Plxnd1
84606	AT2	Fibroblasts	1322	0.170664	0.161905	0.161905	AT2->Fibro	Sema4a	Plxnd1
84607	AT2_Retnla	Fibroblasts	1322	0.176166	0.161905	0.161905	AT2_Retnla	Sema4a	Plxnd1
84627	AM3	AM3	1323	0.081081	0.061776	0.061776	AM3->AM3	Sema4b	Dcbld2
84628	AM2	AM3	1323	0.052061	0.061776	0.052061	AM2->AM3	Sema4b	Dcbld2
84629	AM1	AM3	1323	0.053653	0.061776	0.053653	AM1->AM3	Sema4b	Dcbld2
84630	AT2	AM3	1323	0.062218	0.061776	0.061776	AT2->AM3,	Sema4b	Dcbld2
84631	AT2_Retnla	AM3	1323	0.07772	0.061776	0.061776	AT2_Retnla	Sema4b	Dcbld2
84632	Fibroblasts	AM3	1323	0.057143	0.061776	0.057143	Fibroblasts	Sema4b	Dcbld2

84651	AM3	AT2	1323	0.081081	0.064998	0.064998	AM3->AT2/	Sema4b	Dcbld2
84652	AM2	AT2	1323	0.052061	0.064998	0.052061	AM2->AT2/	Sema4b	Dcbld2
84653	AM1	AT2	1323	0.053653	0.064998	0.053653	AM1->AT2/	Sema4b	Dcbld2
84654	AT2	AT2	1323	0.062218	0.064998	0.062218	AT2->AT2/	Sema4b	Dcbld2
84655	AT2_Retnla	AT2	1323	0.07772	0.064998	0.064998	AT2_Retnla	Sema4b	Dcbld2
84656	Fibroblasts	AT2	1323	0.057143	0.064998	0.057143	Fibroblasts	Sema4b	Dcbld2
84659	AM3	AT2_Retnla	1323	0.081081	0.108808	0.081081	AM3->AT2_	Sema4b	Dcbld2
84660	AM2	AT2_Retnla	1323	0.052061	0.108808	0.052061	AM2->AT2_	Sema4b	Dcbld2
84661	AM1	AT2_Retnla	1323	0.053653	0.108808	0.053653	AM1->AT2_	Sema4b	Dcbld2
84662	AT2	AT2_Retnla	1323	0.062218	0.108808	0.062218	AT2->AT2_	Sema4b	Dcbld2
84663	AT2_Retnla	AT2_Retnla	1323	0.07772	0.108808	0.07772	AT2_Retnla	Sema4b	Dcbld2
84664	Fibroblasts	AT2_Retnla	1323	0.057143	0.108808	0.057143	Fibroblasts	Sema4b	Dcbld2
84667	AM3	Fibroblasts	1323	0.081081	0.095238	0.081081	AM3->Fibr	Sema4b	Dcbld2
84668	AM2	Fibroblasts	1323	0.052061	0.095238	0.052061	AM2->Fibr	Sema4b	Dcbld2
84669	AM1	Fibroblasts	1323	0.053653	0.095238	0.053653	AM1->Fibr	Sema4b	Dcbld2
84670	AT2	Fibroblasts	1323	0.062218	0.095238	0.062218	AT2->Fibro	Sema4b	Dcbld2
84671	AT2_Retnla	Fibroblasts	1323	0.07772	0.095238	0.07772	AT2_Retnla	Sema4b	Dcbld2
84672	Fibroblasts	Fibroblasts	1323	0.057143	0.095238	0.057143	Fibroblasts	Sema4b	Dcbld2
84679	AT2_Retnla	IM2	1324	0.062176	0.315789	0.062176	AT2_Retnla	Sema4c	Plxnb2
84687	AT2_Retnla	IM1	1324	0.062176	0.24911	0.062176	AT2_Retnla	Sema4c	Plxnb2
84695	AT2_Retnla	AM3	1324	0.062176	0.127413	0.062176	AT2_Retnla	Sema4c	Plxnb2
84703	AT2_Retnla	AM2	1324	0.062176	0.136659	0.062176	AT2_Retnla	Sema4c	Plxnb2
84711	AT2_Retnla	AM1	1324	0.062176	0.113014	0.062176	AT2_Retnla	Sema4c	Plxnb2
84719	AT2_Retnla	AT2	1324	0.062176	0.331595	0.062176	AT2_Retnla	Sema4c	Plxnb2
84727	AT2_Retnla	AT2_Retnla	1324	0.062176	0.450777	0.062176	AT2_Retnla	Sema4c	Plxnb2
84735	AT2_Retnla	Fibroblasts	1324	0.062176	0.266667	0.062176	AT2_Retnla	Sema4c	Plxnb2
84737	IM2	IM2	1325	0.068421	0.168421	0.068421	IM2->IM2/	Sema4d	Cd72
84738	IM1	IM2	1325	0.224199	0.168421	0.168421	IM1->IM2/	Sema4d	Cd72
84739	AM3	IM2	1325	0.119691	0.168421	0.119691	AM3->IM2/	Sema4d	Cd72
84742	AT2	IM2	1325	0.066041	0.168421	0.066041	AT2->IM2/	Sema4d	Cd72
84743	AT2_Retnla	IM2	1325	0.103627	0.168421	0.103627	AT2_Retnla	Sema4d	Cd72
84745	IM2	IM1	1325	0.068421	0.441281	0.068421	IM2->IM1/	Sema4d	Cd72
84746	IM1	IM1	1325	0.224199	0.441281	0.224199	IM1->IM1/	Sema4d	Cd72
84747	AM3	IM1	1325	0.119691	0.441281	0.119691	AM3->IM1/	Sema4d	Cd72
84750	AT2	IM1	1325	0.066041	0.441281	0.066041	AT2->IM1/	Sema4d	Cd72
84751	AT2_Retnla	IM1	1325	0.103627	0.441281	0.103627	AT2_Retnla	Sema4d	Cd72
84841	IM2	AT2	1326	0.068421	0.074731	0.068421	IM2->AT2/	Sema4d	Erbb2
84842	IM1	AT2	1326	0.224199	0.074731	0.074731	IM1->AT2/	Sema4d	Erbb2
84843	AM3	AT2	1326	0.119691	0.074731	0.074731	AM3->AT2/	Sema4d	Erbb2
84846	AT2	AT2	1326	0.066041	0.074731	0.066041	AT2->AT2/	Sema4d	Erbb2
84847	AT2_Retnla	AT2	1326	0.103627	0.074731	0.074731	AT2_Retnla	Sema4d	Erbb2
84849	IM2	AT2_Retnla	1326	0.068421	0.103627	0.068421	IM2->AT2_	Sema4d	Erbb2
84850	IM1	AT2_Retnla	1326	0.224199	0.103627	0.103627	IM1->AT2_	Sema4d	Erbb2
84851	AM3	AT2_Retnla	1326	0.119691	0.103627	0.103627	AM3->AT2_	Sema4d	Erbb2
84854	AT2	AT2_Retnla	1326	0.066041	0.103627	0.066041	AT2->AT2_	Sema4d	Erbb2
84855	AT2_Retnla	AT2_Retnla	1326	0.103627	0.103627	0.103627	AT2_Retnla	Sema4d	Erbb2
84905	IM2	AT2	1327	0.068421	0.472019	0.068421	IM2->AT2/	Sema4d	Met

84906	IM1	AT2	1327	0.224199	0.472019	0.224199	IM1->AT2/	Sema4d	Met
84907	AM3	AT2	1327	0.119691	0.472019	0.119691	AM3->AT2/	Sema4d	Met
84910	AT2	AT2	1327	0.066041	0.472019	0.066041	AT2->AT2/	Sema4d	Met
84911	AT2_Retnla	AT2	1327	0.103627	0.472019	0.103627	AT2_Retnla	Sema4d	Met
84913	IM2	AT2_Retnla	1327	0.068421	0.471503	0.068421	IM2->AT2_	Sema4d	Met
84914	IM1	AT2_Retnla	1327	0.224199	0.471503	0.224199	IM1->AT2_	Sema4d	Met
84915	AM3	AT2_Retnla	1327	0.119691	0.471503	0.119691	AM3->AT2_	Sema4d	Met
84918	AT2	AT2_Retnla	1327	0.066041	0.471503	0.066041	AT2->AT2_	Sema4d	Met
84919	AT2_Retnla	AT2_Retnla	1327	0.103627	0.471503	0.103627	AT2_Retnla	Sema4d	Met
84969	IM2	AT2	1328	0.068421	0.180396	0.068421	IM2->AT2/	Sema4d	Plxnb1
84970	IM1	AT2	1328	0.224199	0.180396	0.180396	IM1->AT2/	Sema4d	Plxnb1
84971	AM3	AT2	1328	0.119691	0.180396	0.119691	AM3->AT2/	Sema4d	Plxnb1
84974	AT2	AT2	1328	0.066041	0.180396	0.066041	AT2->AT2/	Sema4d	Plxnb1
84975	AT2_Retnla	AT2	1328	0.103627	0.180396	0.103627	AT2_Retnla	Sema4d	Plxnb1
84977	IM2	AT2_Retnla	1328	0.068421	0.170984	0.068421	IM2->AT2_	Sema4d	Plxnb1
84978	IM1	AT2_Retnla	1328	0.224199	0.170984	0.170984	IM1->AT2_	Sema4d	Plxnb1
84979	AM3	AT2_Retnla	1328	0.119691	0.170984	0.119691	AM3->AT2_	Sema4d	Plxnb1
84982	AT2	AT2_Retnla	1328	0.066041	0.170984	0.066041	AT2->AT2_	Sema4d	Plxnb1
84983	AT2_Retnla	AT2_Retnla	1328	0.103627	0.170984	0.103627	AT2_Retnla	Sema4d	Plxnb1
84993	IM2	IM2	1329	0.068421	0.315789	0.068421	IM2->IM2/	Sema4d	Plxnb2
84994	IM1	IM2	1329	0.224199	0.315789	0.224199	IM1->IM2/	Sema4d	Plxnb2
84995	AM3	IM2	1329	0.119691	0.315789	0.119691	AM3->IM2/	Sema4d	Plxnb2
84998	AT2	IM2	1329	0.066041	0.315789	0.066041	AT2->IM2/	Sema4d	Plxnb2
84999	AT2_Retnla	IM2	1329	0.103627	0.315789	0.103627	AT2_Retnla	Sema4d	Plxnb2
85001	IM2	IM1	1329	0.068421	0.24911	0.068421	IM2->IM1/	Sema4d	Plxnb2
85002	IM1	IM1	1329	0.224199	0.24911	0.224199	IM1->IM1/	Sema4d	Plxnb2
85003	AM3	IM1	1329	0.119691	0.24911	0.119691	AM3->IM1/	Sema4d	Plxnb2
85006	AT2	IM1	1329	0.066041	0.24911	0.066041	AT2->IM1/	Sema4d	Plxnb2
85007	AT2_Retnla	IM1	1329	0.103627	0.24911	0.103627	AT2_Retnla	Sema4d	Plxnb2
85009	IM2	AM3	1329	0.068421	0.127413	0.068421	IM2->AM3/	Sema4d	Plxnb2
85010	IM1	AM3	1329	0.224199	0.127413	0.127413	IM1->AM3/	Sema4d	Plxnb2
85011	AM3	AM3	1329	0.119691	0.127413	0.119691	AM3->AM3	Sema4d	Plxnb2
85014	AT2	AM3	1329	0.066041	0.127413	0.066041	AT2->AM3/	Sema4d	Plxnb2
85015	AT2_Retnla	AM3	1329	0.103627	0.127413	0.103627	AT2_Retnla	Sema4d	Plxnb2
85017	IM2	AM2	1329	0.068421	0.136659	0.068421	IM2->AM2/	Sema4d	Plxnb2
85018	IM1	AM2	1329	0.224199	0.136659	0.136659	IM1->AM2/	Sema4d	Plxnb2
85019	AM3	AM2	1329	0.119691	0.136659	0.119691	AM3->AM2	Sema4d	Plxnb2
85022	AT2	AM2	1329	0.066041	0.136659	0.066041	AT2->AM2/	Sema4d	Plxnb2
85023	AT2_Retnla	AM2	1329	0.103627	0.136659	0.103627	AT2_Retnla	Sema4d	Plxnb2
85025	IM2	AM1	1329	0.068421	0.113014	0.068421	IM2->AM1/	Sema4d	Plxnb2
85026	IM1	AM1	1329	0.224199	0.113014	0.113014	IM1->AM1/	Sema4d	Plxnb2
85027	AM3	AM1	1329	0.119691	0.113014	0.113014	AM3->AM1	Sema4d	Plxnb2
85030	AT2	AM1	1329	0.066041	0.113014	0.066041	AT2->AM1/	Sema4d	Plxnb2
85031	AT2_Retnla	AM1	1329	0.103627	0.113014	0.103627	AT2_Retnla	Sema4d	Plxnb2
85033	IM2	AT2	1329	0.068421	0.331595	0.068421	IM2->AT2/	Sema4d	Plxnb2
85034	IM1	AT2	1329	0.224199	0.331595	0.224199	IM1->AT2/	Sema4d	Plxnb2
85035	AM3	AT2	1329	0.119691	0.331595	0.119691	AM3->AT2/	Sema4d	Plxnb2

85038	AT2	AT2	1329	0.066041	0.331595	0.066041	AT2->AT2/	Sema4d	Plxnb2
85039	AT2_Retnla	AT2	1329	0.103627	0.331595	0.103627	AT2_Retnla	Sema4d	Plxnb2
85041	IM2	AT2_Retnla	1329	0.068421	0.450777	0.068421	IM2->AT2_	Sema4d	Plxnb2
85042	IM1	AT2_Retnla	1329	0.224199	0.450777	0.224199	IM1->AT2_	Sema4d	Plxnb2
85043	AM3	AT2_Retnla	1329	0.119691	0.450777	0.119691	AM3->AT2_	Sema4d	Plxnb2
85046	AT2	AT2_Retnla	1329	0.066041	0.450777	0.066041	AT2->AT2_	Sema4d	Plxnb2
85047	AT2_Retnla	AT2_Retnla	1329	0.103627	0.450777	0.103627	AT2_Retnla	Sema4d	Plxnb2
85049	IM2	Fibroblasts	1329	0.068421	0.266667	0.068421	IM2->Fibro	Sema4d	Plxnb2
85050	IM1	Fibroblasts	1329	0.224199	0.266667	0.224199	IM1->Fibro	Sema4d	Plxnb2
85051	AM3	Fibroblasts	1329	0.119691	0.266667	0.119691	AM3->Fibr	Sema4d	Plxnb2
85054	AT2	Fibroblasts	1329	0.066041	0.266667	0.066041	AT2->Fibro	Sema4d	Plxnb2
85055	AT2_Retnla	Fibroblasts	1329	0.103627	0.266667	0.103627	AT2_Retnla	Sema4d	Plxnb2
85062	AT2	IM2	1330	0.153285	0.252632	0.153285	AT2->IM2/	Sema4f	Nrp2
85063	AT2_Retnla	IM2	1330	0.124352	0.252632	0.124352	AT2_Retnla	Sema4f	Nrp2
85070	AT2	IM1	1330	0.153285	0.120996	0.120996	AT2->IM1/	Sema4f	Nrp2
85071	AT2_Retnla	IM1	1330	0.124352	0.120996	0.120996	AT2_Retnla	Sema4f	Nrp2
85078	AT2	AM3	1330	0.153285	0.532819	0.153285	AT2->AM3/	Sema4f	Nrp2
85079	AT2_Retnla	AM3	1330	0.124352	0.532819	0.124352	AT2_Retnla	Sema4f	Nrp2
85086	AT2	AM2	1330	0.153285	0.477223	0.153285	AT2->AM2/	Sema4f	Nrp2
85087	AT2_Retnla	AM2	1330	0.124352	0.477223	0.124352	AT2_Retnla	Sema4f	Nrp2
85094	AT2	AM1	1330	0.153285	0.260274	0.153285	AT2->AM1/	Sema4f	Nrp2
85095	AT2_Retnla	AM1	1330	0.124352	0.260274	0.124352	AT2_Retnla	Sema4f	Nrp2
85118	AT2	Fibroblasts	1330	0.153285	0.257143	0.153285	AT2->Fibro	Sema4f	Nrp2
85119	AT2_Retnla	Fibroblasts	1330	0.124352	0.257143	0.124352	AT2_Retnla	Sema4f	Nrp2
85232	Fibroblasts	AT2	1332	0.171429	0.472019	0.171429	Fibroblasts-	Sema5a	Met
85240	Fibroblasts	AT2_Retnla	1332	0.171429	0.471503	0.171429	Fibroblasts-	Sema5a	Met
85360	Fibroblasts	AT2	1334	0.057143	0.175182	0.057143	Fibroblasts-	Sema6a	Plxna2
85368	Fibroblasts	AT2_Retnla	1334	0.057143	0.217617	0.057143	Fibroblasts-	Sema6a	Plxna2
85384	Fibroblasts	IM2	1335	0.057143	0.057895	0.057143	Fibroblasts-	Sema6a	Plxna4
85424	Fibroblasts	AT2	1335	0.057143	0.120612	0.057143	Fibroblasts-	Sema6a	Plxna4
85432	Fibroblasts	AT2_Retnla	1335	0.057143	0.103627	0.057143	Fibroblasts-	Sema6a	Plxna4
85505	IM2	IM2	1337	0.126316	0.115789	0.115789	IM2->IM2/	Sema6d	Plxna1
85509	AM1	IM2	1337	0.101598	0.115789	0.101598	AM1->IM2/	Sema6d	Plxna1
85513	IM2	IM1	1337	0.126316	0.11032	0.11032	IM2->IM1/	Sema6d	Plxna1
85517	AM1	IM1	1337	0.101598	0.11032	0.101598	AM1->IM1/	Sema6d	Plxna1
85521	IM2	AM3	1337	0.126316	0.305019	0.126316	IM2->AM3/	Sema6d	Plxna1
85525	AM1	AM3	1337	0.101598	0.305019	0.101598	AM1->AM3	Sema6d	Plxna1
85529	IM2	AM2	1337	0.126316	0.238612	0.126316	IM2->AM2/	Sema6d	Plxna1
85533	AM1	AM2	1337	0.101598	0.238612	0.101598	AM1->AM2	Sema6d	Plxna1
85537	IM2	AM1	1337	0.126316	0.121005	0.121005	IM2->AM1/	Sema6d	Plxna1
85541	AM1	AM1	1337	0.101598	0.121005	0.101598	AM1->AM1	Sema6d	Plxna1
85545	IM2	AT2	1337	0.126316	0.079597	0.079597	IM2->AT2/	Sema6d	Plxna1
85549	AM1	AT2	1337	0.101598	0.079597	0.079597	AM1->AT2/	Sema6d	Plxna1
85553	IM2	AT2_Retnla	1337	0.126316	0.098446	0.098446	IM2->AT2_	Sema6d	Plxna1
85557	AM1	AT2_Retnla	1337	0.101598	0.098446	0.098446	AM1->AT2_	Sema6d	Plxna1
85561	IM2	Fibroblasts	1337	0.126316	0.104762	0.104762	IM2->Fibro	Sema6d	Plxna1
85565	AM1	Fibroblasts	1337	0.101598	0.104762	0.101598	AM1->Fibr	Sema6d	Plxna1

85569	IM2	IM2	1338	0.126316	0.547368	0.126316	IM2->IM2/	Sema6d	Trem2
85573	AM1	IM2	1338	0.101598	0.547368	0.101598	AM1->IM2,	Sema6d	Trem2
85577	IM2	IM1	1338	0.126316	0.494662	0.126316	IM2->IM1/	Sema6d	Trem2
85581	AM1	IM1	1338	0.101598	0.494662	0.101598	AM1->IM1,	Sema6d	Trem2
85585	IM2	AM3	1338	0.126316	0.72973	0.126316	IM2->AM3,	Sema6d	Trem2
85589	AM1	AM3	1338	0.101598	0.72973	0.101598	AM1->AM3	Sema6d	Trem2
85593	IM2	AM2	1338	0.126316	0.418655	0.126316	IM2->AM2,	Sema6d	Trem2
85597	AM1	AM2	1338	0.101598	0.418655	0.101598	AM1->AM2	Sema6d	Trem2
85601	IM2	AM1	1338	0.126316	0.252283	0.126316	IM2->AM1,	Sema6d	Trem2
85605	AM1	AM1	1338	0.101598	0.252283	0.101598	AM1->AM1	Sema6d	Trem2
85633	IM2	IM2	1339	0.126316	1	0.126316	IM2->IM2/	Sema6d	Tyrobp
85637	AM1	IM2	1339	0.101598	1	0.101598	AM1->IM2,	Sema6d	Tyrobp
85641	IM2	IM1	1339	0.126316	1	0.126316	IM2->IM1/	Sema6d	Tyrobp
85645	AM1	IM1	1339	0.101598	1	0.101598	AM1->IM1,	Sema6d	Tyrobp
85649	IM2	AM3	1339	0.126316	0.972973	0.126316	IM2->AM3,	Sema6d	Tyrobp
85653	AM1	AM3	1339	0.101598	0.972973	0.101598	AM1->AM3	Sema6d	Tyrobp
85657	IM2	AM2	1339	0.126316	1	0.126316	IM2->AM2,	Sema6d	Tyrobp
85661	AM1	AM2	1339	0.101598	1	0.101598	AM1->AM2	Sema6d	Tyrobp
85665	IM2	AM1	1339	0.126316	0.997717	0.126316	IM2->AM1,	Sema6d	Tyrobp
85669	AM1	AM1	1339	0.101598	0.997717	0.101598	AM1->AM1	Sema6d	Tyrobp
85673	IM2	AT2	1339	0.126316	0.20438	0.126316	IM2->AT2/	Sema6d	Tyrobp
85677	AM1	AT2	1339	0.101598	0.20438	0.101598	AM1->AT2,	Sema6d	Tyrobp
85681	IM2	AT2_Retnla	1339	0.126316	0.207254	0.126316	IM2->AT2_	Sema6d	Tyrobp
85685	AM1	AT2_Retnla	1339	0.101598	0.207254	0.101598	AM1->AT2_	Sema6d	Tyrobp
85689	IM2	Fibroblasts	1339	0.126316	0.314286	0.126316	IM2->Fibro	Sema6d	Tyrobp
85693	AM1	Fibroblasts	1339	0.101598	0.314286	0.101598	AM1->Fibr	Sema6d	Tyrobp
86082	IM1	IM2	1346	0.074733	0.094737	0.074733	IM1->IM2/	Serpine1	Itgav
86083	AM3	IM2	1346	0.227799	0.094737	0.094737	AM3->IM2,	Serpine1	Itgav
86084	AM2	IM2	1346	0.281996	0.094737	0.094737	AM2->IM2,	Serpine1	Itgav
86085	AM1	IM2	1346	0.289954	0.094737	0.094737	AM1->IM2,	Serpine1	Itgav
86090	IM1	IM1	1346	0.074733	0.199288	0.074733	IM1->IM1/	Serpine1	Itgav
86091	AM3	IM1	1346	0.227799	0.199288	0.199288	AM3->IM1,	Serpine1	Itgav
86092	AM2	IM1	1346	0.281996	0.199288	0.199288	AM2->IM1,	Serpine1	Itgav
86093	AM1	IM1	1346	0.289954	0.199288	0.199288	AM1->IM1,	Serpine1	Itgav
86098	IM1	AM3	1346	0.074733	0.208494	0.074733	IM1->AM3,	Serpine1	Itgav
86099	AM3	AM3	1346	0.227799	0.208494	0.208494	AM3->AM3	Serpine1	Itgav
86100	AM2	AM3	1346	0.281996	0.208494	0.208494	AM2->AM3	Serpine1	Itgav
86101	AM1	AM3	1346	0.289954	0.208494	0.208494	AM1->AM3	Serpine1	Itgav
86106	IM1	AM2	1346	0.074733	0.112798	0.074733	IM1->AM2,	Serpine1	Itgav
86107	AM3	AM2	1346	0.227799	0.112798	0.112798	AM3->AM2	Serpine1	Itgav
86108	AM2	AM2	1346	0.281996	0.112798	0.112798	AM2->AM2	Serpine1	Itgav
86109	AM1	AM2	1346	0.289954	0.112798	0.112798	AM1->AM2	Serpine1	Itgav
86114	IM1	AM1	1346	0.074733	0.101598	0.074733	IM1->AM1,	Serpine1	Itgav
86115	AM3	AM1	1346	0.227799	0.101598	0.101598	AM3->AM1	Serpine1	Itgav
86116	AM2	AM1	1346	0.281996	0.101598	0.101598	AM2->AM1	Serpine1	Itgav
86117	AM1	AM1	1346	0.289954	0.101598	0.101598	AM1->AM1	Serpine1	Itgav
86122	IM1	AT2	1346	0.074733	0.14251	0.074733	IM1->AT2/	Serpine1	Itgav

86123	AM3	AT2	1346	0.227799	0.14251	0.14251	AM3->AT2/	Serpine1	Itgav
86124	AM2	AT2	1346	0.281996	0.14251	0.14251	AM2->AT2/	Serpine1	Itgav
86125	AM1	AT2	1346	0.289954	0.14251	0.14251	AM1->AT2/	Serpine1	Itgav
86130	IM1	AT2_Retnla	1346	0.074733	0.170984	0.074733	IM1->AT2_	Serpine1	Itgav
86131	AM3	AT2_Retnla	1346	0.227799	0.170984	0.170984	AM3->AT2_	Serpine1	Itgav
86132	AM2	AT2_Retnla	1346	0.281996	0.170984	0.170984	AM2->AT2_	Serpine1	Itgav
86133	AM1	AT2_Retnla	1346	0.289954	0.170984	0.170984	AM1->AT2_	Serpine1	Itgav
86138	IM1	Fibroblasts	1346	0.074733	0.180952	0.074733	IM1->Fibro	Serpine1	Itgav
86139	AM3	Fibroblasts	1346	0.227799	0.180952	0.180952	AM3->Fibr	Serpine1	Itgav
86140	AM2	Fibroblasts	1346	0.281996	0.180952	0.180952	AM2->Fibr	Serpine1	Itgav
86141	AM1	Fibroblasts	1346	0.289954	0.180952	0.180952	AM1->Fibr	Serpine1	Itgav
86146	IM1	IM2	1347	0.074733	0.326316	0.074733	IM1->IM2/	Serpine1	Itgb5
86147	AM3	IM2	1347	0.227799	0.326316	0.227799	AM3->IM2/	Serpine1	Itgb5
86148	AM2	IM2	1347	0.281996	0.326316	0.281996	AM2->IM2/	Serpine1	Itgb5
86149	AM1	IM2	1347	0.289954	0.326316	0.289954	AM1->IM2/	Serpine1	Itgb5
86154	IM1	IM1	1347	0.074733	0.402135	0.074733	IM1->IM1/	Serpine1	Itgb5
86155	AM3	IM1	1347	0.227799	0.402135	0.227799	AM3->IM1/	Serpine1	Itgb5
86156	AM2	IM1	1347	0.281996	0.402135	0.281996	AM2->IM1/	Serpine1	Itgb5
86157	AM1	IM1	1347	0.289954	0.402135	0.289954	AM1->IM1/	Serpine1	Itgb5
86162	IM1	AM3	1347	0.074733	0.316602	0.074733	IM1->AM3/	Serpine1	Itgb5
86163	AM3	AM3	1347	0.227799	0.316602	0.227799	AM3->AM3	Serpine1	Itgb5
86164	AM2	AM3	1347	0.281996	0.316602	0.281996	AM2->AM3	Serpine1	Itgb5
86165	AM1	AM3	1347	0.289954	0.316602	0.289954	AM1->AM3	Serpine1	Itgb5
86170	IM1	AM2	1347	0.074733	0.266811	0.074733	IM1->AM2/	Serpine1	Itgb5
86171	AM3	AM2	1347	0.227799	0.266811	0.227799	AM3->AM2	Serpine1	Itgb5
86172	AM2	AM2	1347	0.281996	0.266811	0.266811	AM2->AM2	Serpine1	Itgb5
86173	AM1	AM2	1347	0.289954	0.266811	0.266811	AM1->AM2	Serpine1	Itgb5
86178	IM1	AM1	1347	0.074733	0.245434	0.074733	IM1->AM1/	Serpine1	Itgb5
86179	AM3	AM1	1347	0.227799	0.245434	0.227799	AM3->AM1	Serpine1	Itgb5
86180	AM2	AM1	1347	0.281996	0.245434	0.245434	AM2->AM1	Serpine1	Itgb5
86181	AM1	AM1	1347	0.289954	0.245434	0.245434	AM1->AM1	Serpine1	Itgb5
86202	IM1	Fibroblasts	1347	0.074733	0.285714	0.074733	IM1->Fibro	Serpine1	Itgb5
86203	AM3	Fibroblasts	1347	0.227799	0.285714	0.227799	AM3->Fibr	Serpine1	Itgb5
86204	AM2	Fibroblasts	1347	0.281996	0.285714	0.281996	AM2->Fibr	Serpine1	Itgb5
86205	AM1	Fibroblasts	1347	0.289954	0.285714	0.285714	AM1->Fibr	Serpine1	Itgb5
86210	IM1	IM2	1348	0.074733	0.405263	0.074733	IM1->IM2/	Serpine1	Lrp1
86211	AM3	IM2	1348	0.227799	0.405263	0.227799	AM3->IM2/	Serpine1	Lrp1
86212	AM2	IM2	1348	0.281996	0.405263	0.281996	AM2->IM2/	Serpine1	Lrp1
86213	AM1	IM2	1348	0.289954	0.405263	0.289954	AM1->IM2/	Serpine1	Lrp1
86218	IM1	IM1	1348	0.074733	0.451957	0.074733	IM1->IM1/	Serpine1	Lrp1
86219	AM3	IM1	1348	0.227799	0.451957	0.227799	AM3->IM1/	Serpine1	Lrp1
86220	AM2	IM1	1348	0.281996	0.451957	0.281996	AM2->IM1/	Serpine1	Lrp1
86221	AM1	IM1	1348	0.289954	0.451957	0.289954	AM1->IM1/	Serpine1	Lrp1
86226	IM1	AM3	1348	0.074733	0.783784	0.074733	IM1->AM3/	Serpine1	Lrp1
86227	AM3	AM3	1348	0.227799	0.783784	0.227799	AM3->AM3	Serpine1	Lrp1
86228	AM2	AM3	1348	0.281996	0.783784	0.281996	AM2->AM3	Serpine1	Lrp1
86229	AM1	AM3	1348	0.289954	0.783784	0.289954	AM1->AM3	Serpine1	Lrp1

86234	IM1	AM2	1348	0.074733	0.832972	0.074733	IM1->AM2,	Serpine1	Lrp1
86235	AM3	AM2	1348	0.227799	0.832972	0.227799	AM3->AM2	Serpine1	Lrp1
86236	AM2	AM2	1348	0.281996	0.832972	0.281996	AM2->AM2	Serpine1	Lrp1
86237	AM1	AM2	1348	0.289954	0.832972	0.289954	AM1->AM2	Serpine1	Lrp1
86242	IM1	AM1	1348	0.074733	0.808219	0.074733	IM1->AM1,	Serpine1	Lrp1
86243	AM3	AM1	1348	0.227799	0.808219	0.227799	AM3->AM1	Serpine1	Lrp1
86244	AM2	AM1	1348	0.281996	0.808219	0.281996	AM2->AM1	Serpine1	Lrp1
86245	AM1	AM1	1348	0.289954	0.808219	0.289954	AM1->AM1	Serpine1	Lrp1
86266	IM1	Fibroblasts	1348	0.074733	0.809524	0.074733	IM1->Fibro	Serpine1	Lrp1
86267	AM3	Fibroblasts	1348	0.227799	0.809524	0.227799	AM3->Fibr	Serpine1	Lrp1
86268	AM2	Fibroblasts	1348	0.281996	0.809524	0.281996	AM2->Fibr	Serpine1	Lrp1
86269	AM1	Fibroblasts	1348	0.289954	0.809524	0.289954	AM1->Fibr	Serpine1	Lrp1
86314	IM1	AT2	1349	0.074733	0.49635	0.074733	IM1->AT2/	Serpine1	Lrp2
86315	AM3	AT2	1349	0.227799	0.49635	0.227799	AM3->AT2,	Serpine1	Lrp2
86316	AM2	AT2	1349	0.281996	0.49635	0.281996	AM2->AT2,	Serpine1	Lrp2
86317	AM1	AT2	1349	0.289954	0.49635	0.289954	AM1->AT2,	Serpine1	Lrp2
86322	IM1	AT2_Retnla	1349	0.074733	0.720207	0.074733	IM1->AT2_	Serpine1	Lrp2
86323	AM3	AT2_Retnla	1349	0.227799	0.720207	0.227799	AM3->AT2_	Serpine1	Lrp2
86324	AM2	AT2_Retnla	1349	0.281996	0.720207	0.281996	AM2->AT2_	Serpine1	Lrp2
86325	AM1	AT2_Retnla	1349	0.289954	0.720207	0.289954	AM1->AT2_	Serpine1	Lrp2
86346	IM1	IM1	1350	0.074733	0.081851	0.074733	IM1->IM1/	Serpine1	Plaur
86347	AM3	IM1	1350	0.227799	0.081851	0.081851	AM3->IM1,	Serpine1	Plaur
86348	AM2	IM1	1350	0.281996	0.081851	0.081851	AM2->IM1,	Serpine1	Plaur
86349	AM1	IM1	1350	0.289954	0.081851	0.081851	AM1->IM1,	Serpine1	Plaur
86354	IM1	AM3	1350	0.074733	0.501931	0.074733	IM1->AM3,	Serpine1	Plaur
86355	AM3	AM3	1350	0.227799	0.501931	0.227799	AM3->AM3	Serpine1	Plaur
86356	AM2	AM3	1350	0.281996	0.501931	0.281996	AM2->AM3	Serpine1	Plaur
86357	AM1	AM3	1350	0.289954	0.501931	0.289954	AM1->AM3	Serpine1	Plaur
86362	IM1	AM2	1350	0.074733	0.553145	0.074733	IM1->AM2,	Serpine1	Plaur
86363	AM3	AM2	1350	0.227799	0.553145	0.227799	AM3->AM2	Serpine1	Plaur
86364	AM2	AM2	1350	0.281996	0.553145	0.281996	AM2->AM2	Serpine1	Plaur
86365	AM1	AM2	1350	0.289954	0.553145	0.289954	AM1->AM2	Serpine1	Plaur
86370	IM1	AM1	1350	0.074733	0.444064	0.074733	IM1->AM1,	Serpine1	Plaur
86371	AM3	AM1	1350	0.227799	0.444064	0.227799	AM3->AM1	Serpine1	Plaur
86372	AM2	AM1	1350	0.281996	0.444064	0.281996	AM2->AM1	Serpine1	Plaur
86373	AM1	AM1	1350	0.289954	0.444064	0.289954	AM1->AM1	Serpine1	Plaur
86406	AT2	IM2	1351	0.233577	0.405263	0.233577	AT2->IM2/	Serpine2	Lrp1
86407	AT2_Retnla	IM2	1351	0.362694	0.405263	0.362694	AT2_Retnla	Serpine2	Lrp1
86408	Fibroblasts	IM2	1351	0.514286	0.405263	0.405263	Fibroblasts-	Serpine2	Lrp1
86414	AT2	IM1	1351	0.233577	0.451957	0.233577	AT2->IM1/	Serpine2	Lrp1
86415	AT2_Retnla	IM1	1351	0.362694	0.451957	0.362694	AT2_Retnla	Serpine2	Lrp1
86416	Fibroblasts	IM1	1351	0.514286	0.451957	0.451957	Fibroblasts-	Serpine2	Lrp1
86422	AT2	AM3	1351	0.233577	0.783784	0.233577	AT2->AM3,	Serpine2	Lrp1
86423	AT2_Retnla	AM3	1351	0.362694	0.783784	0.362694	AT2_Retnla	Serpine2	Lrp1
86424	Fibroblasts	AM3	1351	0.514286	0.783784	0.514286	Fibroblasts-	Serpine2	Lrp1
86430	AT2	AM2	1351	0.233577	0.832972	0.233577	AT2->AM2,	Serpine2	Lrp1
86431	AT2_Retnla	AM2	1351	0.362694	0.832972	0.362694	AT2_Retnla	Serpine2	Lrp1

86432	Fibroblasts	AM2	1351	0.514286	0.832972	0.514286	Fibroblasts·	Serpine2	Lrp1
86438	AT2	AM1	1351	0.233577	0.808219	0.233577	AT2->AM1/	Serpine2	Lrp1
86439	AT2_Retnla	AM1	1351	0.362694	0.808219	0.362694	AT2_Retnla	Serpine2	Lrp1
86440	Fibroblasts	AM1	1351	0.514286	0.808219	0.514286	Fibroblasts·	Serpine2	Lrp1
86462	AT2	Fibroblasts	1351	0.233577	0.809524	0.233577	AT2->Fibrol	Serpine2	Lrp1
86463	AT2_Retnla	Fibroblasts	1351	0.362694	0.809524	0.362694	AT2_Retnla	Serpine2	Lrp1
86464	Fibroblasts	Fibroblasts	1351	0.514286	0.809524	0.514286	Fibroblasts·	Serpine2	Lrp1
86472	Fibroblasts	IM2	1352	0.990476	0.405263	0.405263	Fibroblasts·	Serping1	Lrp1
86480	Fibroblasts	IM1	1352	0.990476	0.451957	0.451957	Fibroblasts·	Serping1	Lrp1
86488	Fibroblasts	AM3	1352	0.990476	0.783784	0.783784	Fibroblasts·	Serping1	Lrp1
86496	Fibroblasts	AM2	1352	0.990476	0.832972	0.832972	Fibroblasts·	Serping1	Lrp1
86504	Fibroblasts	AM1	1352	0.990476	0.808219	0.808219	Fibroblasts·	Serping1	Lrp1
86528	Fibroblasts	Fibroblasts	1352	0.990476	0.809524	0.809524	Fibroblasts·	Serping1	Lrp1
86720	Fibroblasts	Fibroblasts	1355	0.333333	0.209524	0.209524	Fibroblasts·	Sfrp1	Fzd2
86768	Fibroblasts	AT2	1356	0.333333	0.056309	0.056309	Fibroblasts·	Sfrp1	Fzd6
86785	IM2	IM2	1357	0.089474	0.263158	0.089474	IM2->IM2/	Sftpd	Ly96
86786	IM1	IM2	1357	0.142349	0.263158	0.142349	IM1->IM2/	Sftpd	Ly96
86787	AM3	IM2	1357	0.181467	0.263158	0.181467	AM3->IM2,	Sftpd	Ly96
86788	AM2	IM2	1357	0.125813	0.263158	0.125813	AM2->IM2,	Sftpd	Ly96
86789	AM1	IM2	1357	0.14726	0.263158	0.14726	AM1->IM2,	Sftpd	Ly96
86790	AT2	IM2	1357	0.994786	0.263158	0.263158	AT2->IM2/	Sftpd	Ly96
86791	AT2_Retnla	IM2	1357	1	0.263158	0.263158	AT2_Retnla	Sftpd	Ly96
86792	Fibroblasts	IM2	1357	0.114286	0.263158	0.114286	Fibroblasts·	Sftpd	Ly96
86793	IM2	IM1	1357	0.089474	0.142349	0.089474	IM2->IM1/	Sftpd	Ly96
86794	IM1	IM1	1357	0.142349	0.142349	0.142349	IM1->IM1/	Sftpd	Ly96
86795	AM3	IM1	1357	0.181467	0.142349	0.142349	AM3->IM1,	Sftpd	Ly96
86796	AM2	IM1	1357	0.125813	0.142349	0.125813	AM2->IM1,	Sftpd	Ly96
86797	AM1	IM1	1357	0.14726	0.142349	0.142349	AM1->IM1,	Sftpd	Ly96
86798	AT2	IM1	1357	0.994786	0.142349	0.142349	AT2->IM1/	Sftpd	Ly96
86799	AT2_Retnla	IM1	1357	1	0.142349	0.142349	AT2_Retnla	Sftpd	Ly96
86800	Fibroblasts	IM1	1357	0.114286	0.142349	0.114286	Fibroblasts·	Sftpd	Ly96
86801	IM2	AM3	1357	0.089474	0.239382	0.089474	IM2->AM3,	Sftpd	Ly96
86802	IM1	AM3	1357	0.142349	0.239382	0.142349	IM1->AM3,	Sftpd	Ly96
86803	AM3	AM3	1357	0.181467	0.239382	0.181467	AM3->AM3	Sftpd	Ly96
86804	AM2	AM3	1357	0.125813	0.239382	0.125813	AM2->AM3	Sftpd	Ly96
86805	AM1	AM3	1357	0.14726	0.239382	0.14726	AM1->AM3	Sftpd	Ly96
86806	AT2	AM3	1357	0.994786	0.239382	0.239382	AT2->AM3,	Sftpd	Ly96
86807	AT2_Retnla	AM3	1357	1	0.239382	0.239382	AT2_Retnla	Sftpd	Ly96
86808	Fibroblasts	AM3	1357	0.114286	0.239382	0.114286	Fibroblasts·	Sftpd	Ly96
86809	IM2	AM2	1357	0.089474	0.206074	0.089474	IM2->AM2,	Sftpd	Ly96
86810	IM1	AM2	1357	0.142349	0.206074	0.142349	IM1->AM2,	Sftpd	Ly96
86811	AM3	AM2	1357	0.181467	0.206074	0.181467	AM3->AM2	Sftpd	Ly96
86812	AM2	AM2	1357	0.125813	0.206074	0.125813	AM2->AM2	Sftpd	Ly96
86813	AM1	AM2	1357	0.14726	0.206074	0.14726	AM1->AM2	Sftpd	Ly96
86814	AT2	AM2	1357	0.994786	0.206074	0.206074	AT2->AM2,	Sftpd	Ly96
86815	AT2_Retnla	AM2	1357	1	0.206074	0.206074	AT2_Retnla	Sftpd	Ly96
86816	Fibroblasts	AM2	1357	0.114286	0.206074	0.114286	Fibroblasts·	Sftpd	Ly96

86817	IM2	AM1	1357	0.089474	0.107306	0.089474	IM2->AM1,	Sftpd	Ly96
86818	IM1	AM1	1357	0.142349	0.107306	0.107306	IM1->AM1,	Sftpd	Ly96
86819	AM3	AM1	1357	0.181467	0.107306	0.107306	AM3->AM1	Sftpd	Ly96
86820	AM2	AM1	1357	0.125813	0.107306	0.107306	AM2->AM1	Sftpd	Ly96
86821	AM1	AM1	1357	0.14726	0.107306	0.107306	AM1->AM1	Sftpd	Ly96
86822	AT2	AM1	1357	0.994786	0.107306	0.107306	AT2->AM1,	Sftpd	Ly96
86823	AT2_Retnla	AM1	1357	1	0.107306	0.107306	AT2_Retnla	Sftpd	Ly96
86824	Fibroblasts	AM1	1357	0.114286	0.107306	0.107306	Fibroblasts·	Sftpd	Ly96
86833	IM2	AT2_Retnla	1357	0.089474	0.072539	0.072539	IM2->AT2_	Sftpd	Ly96
86834	IM1	AT2_Retnla	1357	0.142349	0.072539	0.072539	IM1->AT2_	Sftpd	Ly96
86835	AM3	AT2_Retnla	1357	0.181467	0.072539	0.072539	AM3->AT2_	Sftpd	Ly96
86836	AM2	AT2_Retnla	1357	0.125813	0.072539	0.072539	AM2->AT2_	Sftpd	Ly96
86837	AM1	AT2_Retnla	1357	0.14726	0.072539	0.072539	AM1->AT2_	Sftpd	Ly96
86838	AT2	AT2_Retnla	1357	0.994786	0.072539	0.072539	AT2->AT2_	Sftpd	Ly96
86839	AT2_Retnla	AT2_Retnla	1357	1	0.072539	0.072539	AT2_Retnla	Sftpd	Ly96
86840	Fibroblasts	AT2_Retnla	1357	0.114286	0.072539	0.072539	Fibroblasts·	Sftpd	Ly96
86841	IM2	Fibroblasts	1357	0.089474	0.114286	0.089474	IM2->Fibro	Sftpd	Ly96
86842	IM1	Fibroblasts	1357	0.142349	0.114286	0.114286	IM1->Fibro	Sftpd	Ly96
86843	AM3	Fibroblasts	1357	0.181467	0.114286	0.114286	AM3->Fibro	Sftpd	Ly96
86844	AM2	Fibroblasts	1357	0.125813	0.114286	0.114286	AM2->Fibro	Sftpd	Ly96
86845	AM1	Fibroblasts	1357	0.14726	0.114286	0.114286	AM1->Fibro	Sftpd	Ly96
86846	AT2	Fibroblasts	1357	0.994786	0.114286	0.114286	AT2->Fibro	Sftpd	Ly96
86847	AT2_Retnla	Fibroblasts	1357	1	0.114286	0.114286	AT2_Retnla	Sftpd	Ly96
86848	Fibroblasts	Fibroblasts	1357	0.114286	0.114286	0.114286	Fibroblasts·	Sftpd	Ly96
86849	IM2	IM2	1358	0.089474	0.078947	0.078947	IM2->IM2/	Sftpd	Tlr4
86850	IM1	IM2	1358	0.142349	0.078947	0.078947	IM1->IM2/	Sftpd	Tlr4
86851	AM3	IM2	1358	0.181467	0.078947	0.078947	AM3->IM2,	Sftpd	Tlr4
86852	AM2	IM2	1358	0.125813	0.078947	0.078947	AM2->IM2,	Sftpd	Tlr4
86853	AM1	IM2	1358	0.14726	0.078947	0.078947	AM1->IM2,	Sftpd	Tlr4
86854	AT2	IM2	1358	0.994786	0.078947	0.078947	AT2->IM2/	Sftpd	Tlr4
86855	AT2_Retnla	IM2	1358	1	0.078947	0.078947	AT2_Retnla	Sftpd	Tlr4
86856	Fibroblasts	IM2	1358	0.114286	0.078947	0.078947	Fibroblasts·	Sftpd	Tlr4
86865	IM2	AM3	1358	0.089474	0.185328	0.089474	IM2->AM3,	Sftpd	Tlr4
86866	IM1	AM3	1358	0.142349	0.185328	0.142349	IM1->AM3,	Sftpd	Tlr4
86867	AM3	AM3	1358	0.181467	0.185328	0.181467	AM3->AM3	Sftpd	Tlr4
86868	AM2	AM3	1358	0.125813	0.185328	0.125813	AM2->AM3	Sftpd	Tlr4
86869	AM1	AM3	1358	0.14726	0.185328	0.14726	AM1->AM3	Sftpd	Tlr4
86870	AT2	AM3	1358	0.994786	0.185328	0.185328	AT2->AM3,	Sftpd	Tlr4
86871	AT2_Retnla	AM3	1358	1	0.185328	0.185328	AT2_Retnla	Sftpd	Tlr4
86872	Fibroblasts	AM3	1358	0.114286	0.185328	0.114286	Fibroblasts·	Sftpd	Tlr4
86873	IM2	AM2	1358	0.089474	0.255965	0.089474	IM2->AM2,	Sftpd	Tlr4
86874	IM1	AM2	1358	0.142349	0.255965	0.142349	IM1->AM2,	Sftpd	Tlr4
86875	AM3	AM2	1358	0.181467	0.255965	0.181467	AM3->AM2	Sftpd	Tlr4
86876	AM2	AM2	1358	0.125813	0.255965	0.125813	AM2->AM2	Sftpd	Tlr4
86877	AM1	AM2	1358	0.14726	0.255965	0.14726	AM1->AM2	Sftpd	Tlr4
86878	AT2	AM2	1358	0.994786	0.255965	0.255965	AT2->AM2,	Sftpd	Tlr4
86879	AT2_Retnla	AM2	1358	1	0.255965	0.255965	AT2_Retnla	Sftpd	Tlr4

86880	Fibroblasts	AM2	1358	0.114286	0.255965	0.114286	Fibroblasts·	Sftpd	Tlr4
86881	IM2	AM1	1358	0.089474	0.202055	0.089474	IM2->AM1,	Sftpd	Tlr4
86882	IM1	AM1	1358	0.142349	0.202055	0.142349	IM1->AM1,	Sftpd	Tlr4
86883	AM3	AM1	1358	0.181467	0.202055	0.181467	AM3->AM1	Sftpd	Tlr4
86884	AM2	AM1	1358	0.125813	0.202055	0.125813	AM2->AM1	Sftpd	Tlr4
86885	AM1	AM1	1358	0.14726	0.202055	0.14726	AM1->AM1	Sftpd	Tlr4
86886	AT2	AM1	1358	0.994786	0.202055	0.202055	AT2->AM1,	Sftpd	Tlr4
86887	AT2_Retnla	AM1	1358	1	0.202055	0.202055	AT2_Retnla	Sftpd	Tlr4
86888	Fibroblasts	AM1	1358	0.114286	0.202055	0.114286	Fibroblasts·	Sftpd	Tlr4
86889	IM2	AT2	1358	0.089474	0.064651	0.064651	IM2->AT2/	Sftpd	Tlr4
86890	IM1	AT2	1358	0.142349	0.064651	0.064651	IM1->AT2/	Sftpd	Tlr4
86891	AM3	AT2	1358	0.181467	0.064651	0.064651	AM3->AT2,	Sftpd	Tlr4
86892	AM2	AT2	1358	0.125813	0.064651	0.064651	AM2->AT2,	Sftpd	Tlr4
86893	AM1	AT2	1358	0.14726	0.064651	0.064651	AM1->AT2,	Sftpd	Tlr4
86894	AT2	AT2	1358	0.994786	0.064651	0.064651	AT2->AT2/	Sftpd	Tlr4
86895	AT2_Retnla	AT2	1358	1	0.064651	0.064651	AT2_Retnla	Sftpd	Tlr4
86896	Fibroblasts	AT2	1358	0.114286	0.064651	0.064651	Fibroblasts·	Sftpd	Tlr4
86897	IM2	AT2_Retnla	1358	0.089474	0.098446	0.089474	IM2->AT2_	Sftpd	Tlr4
86898	IM1	AT2_Retnla	1358	0.142349	0.098446	0.098446	IM1->AT2_	Sftpd	Tlr4
86899	AM3	AT2_Retnla	1358	0.181467	0.098446	0.098446	AM3->AT2_	Sftpd	Tlr4
86900	AM2	AT2_Retnla	1358	0.125813	0.098446	0.098446	AM2->AT2_	Sftpd	Tlr4
86901	AM1	AT2_Retnla	1358	0.14726	0.098446	0.098446	AM1->AT2_	Sftpd	Tlr4
86902	AT2	AT2_Retnla	1358	0.994786	0.098446	0.098446	AT2->AT2_	Sftpd	Tlr4
86903	AT2_Retnla	AT2_Retnla	1358	1	0.098446	0.098446	AT2_Retnla	Sftpd	Tlr4
86904	Fibroblasts	AT2_Retnla	1358	0.114286	0.098446	0.098446	Fibroblasts·	Sftpd	Tlr4
87102	AT2	Fibroblasts	1361	0.06326	0.32381	0.06326	AT2->Fibro	Shh	Boc
87103	AT2_Retnla	Fibroblasts	1361	0.072539	0.32381	0.072539	AT2_Retnla	Shh	Boc
87166	AT2	Fibroblasts	1362	0.06326	0.152381	0.06326	AT2->Fibro	Shh	Cdon
87167	AT2_Retnla	Fibroblasts	1362	0.072539	0.152381	0.072539	AT2_Retnla	Shh	Cdon
87294	AT2	Fibroblasts	1364	0.06326	0.114286	0.06326	AT2->Fibro	Shh	Hhip
87295	AT2_Retnla	Fibroblasts	1364	0.072539	0.114286	0.072539	AT2_Retnla	Shh	Hhip
87342	AT2	AT2	1365	0.06326	0.49635	0.06326	AT2->AT2/	Shh	Lrp2
87343	AT2_Retnla	AT2	1365	0.072539	0.49635	0.072539	AT2_Retnla	Shh	Lrp2
87350	AT2	AT2_Retnla	1365	0.06326	0.720207	0.06326	AT2->AT2_	Shh	Lrp2
87351	AT2_Retnla	AT2_Retnla	1365	0.072539	0.720207	0.072539	AT2_Retnla	Shh	Lrp2
87406	AT2	AT2	1366	0.06326	0.099757	0.06326	AT2->AT2/	Shh	Ptch1
87407	AT2_Retnla	AT2	1366	0.072539	0.099757	0.072539	AT2_Retnla	Shh	Ptch1
87414	AT2	AT2_Retnla	1366	0.06326	0.108808	0.06326	AT2->AT2_	Shh	Ptch1
87415	AT2_Retnla	AT2_Retnla	1366	0.072539	0.108808	0.072539	AT2_Retnla	Shh	Ptch1
87422	AT2	Fibroblasts	1366	0.06326	0.32381	0.06326	AT2->Fibro	Shh	Ptch1
87423	AT2_Retnla	Fibroblasts	1366	0.072539	0.32381	0.072539	AT2_Retnla	Shh	Ptch1
87486	AT2	Fibroblasts	1367	0.06326	0.057143	0.057143	AT2->Fibro	Shh	Ptch2
87487	AT2_Retnla	Fibroblasts	1367	0.072539	0.057143	0.057143	AT2_Retnla	Shh	Ptch2
87550	AT2	Fibroblasts	1368	0.06326	0.161905	0.06326	AT2->Fibro	Shh	Smo
87551	AT2_Retnla	Fibroblasts	1368	0.072539	0.161905	0.072539	AT2_Retnla	Shh	Smo
87640	Fibroblasts	AM3	1370	0.352381	0.069498	0.069498	Fibroblasts·	Slit2	Gpc1
87680	Fibroblasts	Fibroblasts	1370	0.352381	0.066667	0.066667	Fibroblasts·	Slit2	Gpc1

87744	Fibroblasts	Fibroblasts	1371	0.352381	0.07619	0.07619	Fibroblasts·	Slit2	Robo1
87808	Fibroblasts	Fibroblasts	1372	0.352381	0.190476	0.190476	Fibroblasts·	Slit2	Robo2
87896	Fibroblasts	AM3	1374	0.352381	0.069498	0.069498	Fibroblasts·	Slit2	Sdc1
87920	Fibroblasts	AT2	1374	0.352381	0.728537	0.352381	Fibroblasts·	Slit2	Sdc1
87928	Fibroblasts	AT2_Retnla	1374	0.352381	0.787565	0.352381	Fibroblasts·	Slit2	Sdc1
87936	Fibroblasts	Fibroblasts	1374	0.352381	0.07619	0.07619	Fibroblasts·	Slit2	Sdc1
88000	Fibroblasts	Fibroblasts	1375	0.304762	0.190476	0.190476	Fibroblasts·	Slit3	Robo2
88002	IM1	IM2	1376	0.060498	0.273684	0.060498	IM1->IM2/	Slpi	Cd4
88003	AM3	IM2	1376	0.548263	0.273684	0.273684	AM3->IM2,	Slpi	Cd4
88004	AM2	IM2	1376	0.752711	0.273684	0.273684	AM2->IM2,	Slpi	Cd4
88005	AM1	IM2	1376	0.72032	0.273684	0.273684	AM1->IM2,	Slpi	Cd4
88006	AT2	IM2	1376	0.340633	0.273684	0.273684	AT2->IM2/	Slpi	Cd4
88007	AT2_Retnla	IM2	1376	0.419689	0.273684	0.273684	AT2_Retnla	Slpi	Cd4
88008	Fibroblasts	IM2	1376	0.104762	0.273684	0.104762	Fibroblasts·	Slpi	Cd4
88426	IM1	AT2	1382	0.092527	0.154327	0.092527	IM1->AT2/	Spint1	St14
88427	AM3	AT2	1382	0.123552	0.154327	0.123552	AM3->AT2,	Spint1	St14
88428	AM2	AT2	1382	0.143167	0.154327	0.143167	AM2->AT2,	Spint1	St14
88429	AM1	AT2	1382	0.191781	0.154327	0.154327	AM1->AT2,	Spint1	St14
88430	AT2	AT2	1382	0.171359	0.154327	0.154327	AT2->AT2/	Spint1	St14
88431	AT2_Retnla	AT2	1382	0.326425	0.154327	0.154327	AT2_Retnla	Spint1	St14
88434	IM1	AT2_Retnla	1382	0.092527	0.222798	0.092527	IM1->AT2_	Spint1	St14
88435	AM3	AT2_Retnla	1382	0.123552	0.222798	0.123552	AM3->AT2_	Spint1	St14
88436	AM2	AT2_Retnla	1382	0.143167	0.222798	0.143167	AM2->AT2_	Spint1	St14
88437	AM1	AT2_Retnla	1382	0.191781	0.222798	0.191781	AM1->AT2_	Spint1	St14
88438	AT2	AT2_Retnla	1382	0.171359	0.222798	0.171359	AT2->AT2_	Spint1	St14
88439	AT2_Retnla	AT2_Retnla	1382	0.326425	0.222798	0.222798	AT2_Retnla	Spint1	St14
88456	Fibroblasts	IM2	1383	0.571429	0.331579	0.331579	Fibroblasts·	Spon2	Itgam
88464	Fibroblasts	IM1	1383	0.571429	0.313167	0.313167	Fibroblasts·	Spon2	Itgam
88472	Fibroblasts	AM3	1383	0.571429	0.216216	0.216216	Fibroblasts·	Spon2	Itgam
88520	Fibroblasts	IM2	1384	0.571429	0.3	0.3	Fibroblasts·	Spon2	Itgb2
88528	Fibroblasts	IM1	1384	0.571429	0.419929	0.419929	Fibroblasts·	Spon2	Itgb2
88536	Fibroblasts	AM3	1384	0.571429	0.903475	0.571429	Fibroblasts·	Spon2	Itgb2
88544	Fibroblasts	AM2	1384	0.571429	0.913232	0.571429	Fibroblasts·	Spon2	Itgb2
88552	Fibroblasts	AM1	1384	0.571429	0.825342	0.571429	Fibroblasts·	Spon2	Itgb2
88560	Fibroblasts	AT2	1384	0.571429	0.05179	0.05179	Fibroblasts·	Spon2	Itgb2
88576	Fibroblasts	Fibroblasts	1384	0.571429	0.085714	0.085714	Fibroblasts·	Spon2	Itgb2
88577	IM2	IM2	1385	0.057895	0.284211	0.057895	IM2->IM2/	Spp1	Cd44
88578	IM1	IM2	1385	0.13879	0.284211	0.13879	IM1->IM2/	Spp1	Cd44
88579	AM3	IM2	1385	0.702703	0.284211	0.284211	AM3->IM2,	Spp1	Cd44
88580	AM2	IM2	1385	0.772234	0.284211	0.284211	AM2->IM2,	Spp1	Cd44
88581	AM1	IM2	1385	0.557078	0.284211	0.284211	AM1->IM2,	Spp1	Cd44
88582	AT2	IM2	1385	0.056309	0.284211	0.056309	AT2->IM2/	Spp1	Cd44
88583	AT2_Retnla	IM2	1385	0.062176	0.284211	0.062176	AT2_Retnla	Spp1	Cd44
88585	IM2	IM1	1385	0.057895	0.462633	0.057895	IM2->IM1/	Spp1	Cd44
88586	IM1	IM1	1385	0.13879	0.462633	0.13879	IM1->IM1/	Spp1	Cd44
88587	AM3	IM1	1385	0.702703	0.462633	0.462633	AM3->IM1,	Spp1	Cd44
88588	AM2	IM1	1385	0.772234	0.462633	0.462633	AM2->IM1,	Spp1	Cd44

88589	AM1	IM1	1385	0.557078	0.462633	0.462633	AM1->IM1,	Spp1	Cd44
88590	AT2	IM1	1385	0.056309	0.462633	0.056309	AT2->IM1/	Spp1	Cd44
88591	AT2_Retnla	IM1	1385	0.062176	0.462633	0.062176	AT2_Retnla	Spp1	Cd44
88593	IM2	AM3	1385	0.057895	0.957529	0.057895	IM2->AM3,	Spp1	Cd44
88594	IM1	AM3	1385	0.13879	0.957529	0.13879	IM1->AM3,	Spp1	Cd44
88595	AM3	AM3	1385	0.702703	0.957529	0.702703	AM3->AM3	Spp1	Cd44
88596	AM2	AM3	1385	0.772234	0.957529	0.772234	AM2->AM3	Spp1	Cd44
88597	AM1	AM3	1385	0.557078	0.957529	0.557078	AM1->AM3	Spp1	Cd44
88598	AT2	AM3	1385	0.056309	0.957529	0.056309	AT2->AM3,	Spp1	Cd44
88599	AT2_Retnla	AM3	1385	0.062176	0.957529	0.062176	AT2_Retnla	Spp1	Cd44
88601	IM2	AM2	1385	0.057895	0.980477	0.057895	IM2->AM2,	Spp1	Cd44
88602	IM1	AM2	1385	0.13879	0.980477	0.13879	IM1->AM2,	Spp1	Cd44
88603	AM3	AM2	1385	0.702703	0.980477	0.702703	AM3->AM2	Spp1	Cd44
88604	AM2	AM2	1385	0.772234	0.980477	0.772234	AM2->AM2	Spp1	Cd44
88605	AM1	AM2	1385	0.557078	0.980477	0.557078	AM1->AM2	Spp1	Cd44
88606	AT2	AM2	1385	0.056309	0.980477	0.056309	AT2->AM2,	Spp1	Cd44
88607	AT2_Retnla	AM2	1385	0.062176	0.980477	0.062176	AT2_Retnla	Spp1	Cd44
88609	IM2	AM1	1385	0.057895	0.981735	0.057895	IM2->AM1,	Spp1	Cd44
88610	IM1	AM1	1385	0.13879	0.981735	0.13879	IM1->AM1,	Spp1	Cd44
88611	AM3	AM1	1385	0.702703	0.981735	0.702703	AM3->AM1	Spp1	Cd44
88612	AM2	AM1	1385	0.772234	0.981735	0.772234	AM2->AM1	Spp1	Cd44
88613	AM1	AM1	1385	0.557078	0.981735	0.557078	AM1->AM1	Spp1	Cd44
88614	AT2	AM1	1385	0.056309	0.981735	0.056309	AT2->AM1,	Spp1	Cd44
88615	AT2_Retnla	AM1	1385	0.062176	0.981735	0.062176	AT2_Retnla	Spp1	Cd44
88617	IM2	AT2	1385	0.057895	0.308655	0.057895	IM2->AT2/	Spp1	Cd44
88618	IM1	AT2	1385	0.13879	0.308655	0.13879	IM1->AT2/	Spp1	Cd44
88619	AM3	AT2	1385	0.702703	0.308655	0.308655	AM3->AT2,	Spp1	Cd44
88620	AM2	AT2	1385	0.772234	0.308655	0.308655	AM2->AT2,	Spp1	Cd44
88621	AM1	AT2	1385	0.557078	0.308655	0.308655	AM1->AT2,	Spp1	Cd44
88622	AT2	AT2	1385	0.056309	0.308655	0.056309	AT2->AT2/	Spp1	Cd44
88623	AT2_Retnla	AT2	1385	0.062176	0.308655	0.062176	AT2_Retnla	Spp1	Cd44
88625	IM2	AT2_Retnla	1385	0.057895	0.409326	0.057895	IM2->AT2_	Spp1	Cd44
88626	IM1	AT2_Retnla	1385	0.13879	0.409326	0.13879	IM1->AT2_	Spp1	Cd44
88627	AM3	AT2_Retnla	1385	0.702703	0.409326	0.409326	AM3->AT2_	Spp1	Cd44
88628	AM2	AT2_Retnla	1385	0.772234	0.409326	0.409326	AM2->AT2_	Spp1	Cd44
88629	AM1	AT2_Retnla	1385	0.557078	0.409326	0.409326	AM1->AT2_	Spp1	Cd44
88630	AT2	AT2_Retnla	1385	0.056309	0.409326	0.056309	AT2->AT2_	Spp1	Cd44
88631	AT2_Retnla	AT2_Retnla	1385	0.062176	0.409326	0.062176	AT2_Retnla	Spp1	Cd44
88633	IM2	Fibroblasts	1385	0.057895	0.32381	0.057895	IM2->Fibro	Spp1	Cd44
88634	IM1	Fibroblasts	1385	0.13879	0.32381	0.13879	IM1->Fibro	Spp1	Cd44
88635	AM3	Fibroblasts	1385	0.702703	0.32381	0.32381	AM3->Fibr	Spp1	Cd44
88636	AM2	Fibroblasts	1385	0.772234	0.32381	0.32381	AM2->Fibr	Spp1	Cd44
88637	AM1	Fibroblasts	1385	0.557078	0.32381	0.32381	AM1->Fibr	Spp1	Cd44
88638	AT2	Fibroblasts	1385	0.056309	0.32381	0.056309	AT2->Fibro	Spp1	Cd44
88639	AT2_Retnla	Fibroblasts	1385	0.062176	0.32381	0.062176	AT2_Retnla	Spp1	Cd44
88641	IM2	IM2	1386	0.057895	0.147368	0.057895	IM2->IM2/	Spp1	Itga4
88642	IM1	IM2	1386	0.13879	0.147368	0.13879	IM1->IM2/	Spp1	Itga4

88643	AM3	IM2	1386	0.702703	0.147368	0.147368	AM3->IM2,	Spp1	Itga4
88644	AM2	IM2	1386	0.772234	0.147368	0.147368	AM2->IM2,	Spp1	Itga4
88645	AM1	IM2	1386	0.557078	0.147368	0.147368	AM1->IM2,	Spp1	Itga4
88646	AT2	IM2	1386	0.056309	0.147368	0.056309	AT2->IM2/	Spp1	Itga4
88647	AT2_Retnla	IM2	1386	0.062176	0.147368	0.062176	AT2_Retnla	Spp1	Itga4
88649	IM2	IM1	1386	0.057895	0.209964	0.057895	IM2->IM1/	Spp1	Itga4
88650	IM1	IM1	1386	0.13879	0.209964	0.13879	IM1->IM1/	Spp1	Itga4
88651	AM3	IM1	1386	0.702703	0.209964	0.209964	AM3->IM1,	Spp1	Itga4
88652	AM2	IM1	1386	0.772234	0.209964	0.209964	AM2->IM1,	Spp1	Itga4
88653	AM1	IM1	1386	0.557078	0.209964	0.209964	AM1->IM1,	Spp1	Itga4
88654	AT2	IM1	1386	0.056309	0.209964	0.056309	AT2->IM1/	Spp1	Itga4
88655	AT2_Retnla	IM1	1386	0.062176	0.209964	0.062176	AT2_Retnla	Spp1	Itga4
88657	IM2	AM3	1386	0.057895	0.146718	0.057895	IM2->AM3,	Spp1	Itga4
88658	IM1	AM3	1386	0.13879	0.146718	0.13879	IM1->AM3,	Spp1	Itga4
88659	AM3	AM3	1386	0.702703	0.146718	0.146718	AM3->AM3	Spp1	Itga4
88660	AM2	AM3	1386	0.772234	0.146718	0.146718	AM2->AM3	Spp1	Itga4
88661	AM1	AM3	1386	0.557078	0.146718	0.146718	AM1->AM3	Spp1	Itga4
88662	AT2	AM3	1386	0.056309	0.146718	0.056309	AT2->AM3,	Spp1	Itga4
88663	AT2_Retnla	AM3	1386	0.062176	0.146718	0.062176	AT2_Retnla	Spp1	Itga4
88665	IM2	AM2	1386	0.057895	0.121475	0.057895	IM2->AM2,	Spp1	Itga4
88666	IM1	AM2	1386	0.13879	0.121475	0.121475	IM1->AM2,	Spp1	Itga4
88667	AM3	AM2	1386	0.702703	0.121475	0.121475	AM3->AM2	Spp1	Itga4
88668	AM2	AM2	1386	0.772234	0.121475	0.121475	AM2->AM2	Spp1	Itga4
88669	AM1	AM2	1386	0.557078	0.121475	0.121475	AM1->AM2	Spp1	Itga4
88670	AT2	AM2	1386	0.056309	0.121475	0.056309	AT2->AM2,	Spp1	Itga4
88671	AT2_Retnla	AM2	1386	0.062176	0.121475	0.062176	AT2_Retnla	Spp1	Itga4
88673	IM2	AM1	1386	0.057895	0.184932	0.057895	IM2->AM1,	Spp1	Itga4
88674	IM1	AM1	1386	0.13879	0.184932	0.13879	IM1->AM1,	Spp1	Itga4
88675	AM3	AM1	1386	0.702703	0.184932	0.184932	AM3->AM1	Spp1	Itga4
88676	AM2	AM1	1386	0.772234	0.184932	0.184932	AM2->AM1	Spp1	Itga4
88677	AM1	AM1	1386	0.557078	0.184932	0.184932	AM1->AM1	Spp1	Itga4
88678	AT2	AM1	1386	0.056309	0.184932	0.056309	AT2->AM1,	Spp1	Itga4
88679	AT2_Retnla	AM1	1386	0.062176	0.184932	0.062176	AT2_Retnla	Spp1	Itga4
88697	IM2	Fibroblasts	1386	0.057895	0.095238	0.057895	IM2->Fibro	Spp1	Itga4
88698	IM1	Fibroblasts	1386	0.13879	0.095238	0.095238	IM1->Fibro	Spp1	Itga4
88699	AM3	Fibroblasts	1386	0.702703	0.095238	0.095238	AM3->Fibr	Spp1	Itga4
88700	AM2	Fibroblasts	1386	0.772234	0.095238	0.095238	AM2->Fibr	Spp1	Itga4
88701	AM1	Fibroblasts	1386	0.557078	0.095238	0.095238	AM1->Fibr	Spp1	Itga4
88702	AT2	Fibroblasts	1386	0.056309	0.095238	0.056309	AT2->Fibro	Spp1	Itga4
88703	AT2_Retnla	Fibroblasts	1386	0.062176	0.095238	0.062176	AT2_Retnla	Spp1	Itga4
88713	IM2	IM1	1387	0.057895	0.088968	0.057895	IM2->IM1/	Spp1	Itga5
88714	IM1	IM1	1387	0.13879	0.088968	0.088968	IM1->IM1/	Spp1	Itga5
88715	AM3	IM1	1387	0.702703	0.088968	0.088968	AM3->IM1,	Spp1	Itga5
88716	AM2	IM1	1387	0.772234	0.088968	0.088968	AM2->IM1,	Spp1	Itga5
88717	AM1	IM1	1387	0.557078	0.088968	0.088968	AM1->IM1,	Spp1	Itga5
88718	AT2	IM1	1387	0.056309	0.088968	0.056309	AT2->IM1/	Spp1	Itga5
88719	AT2_Retnla	IM1	1387	0.062176	0.088968	0.062176	AT2_Retnla	Spp1	Itga5

88721	IM2	AM3	1387	0.057895	0.23166	0.057895	IM2->AM3,	Spp1	Itga5
88722	IM1	AM3	1387	0.13879	0.23166	0.13879	IM1->AM3,	Spp1	Itga5
88723	AM3	AM3	1387	0.702703	0.23166	0.23166	AM3->AM3	Spp1	Itga5
88724	AM2	AM3	1387	0.772234	0.23166	0.23166	AM2->AM3	Spp1	Itga5
88725	AM1	AM3	1387	0.557078	0.23166	0.23166	AM1->AM3	Spp1	Itga5
88726	AT2	AM3	1387	0.056309	0.23166	0.056309	AT2->AM3,	Spp1	Itga5
88727	AT2_Retnla	AM3	1387	0.062176	0.23166	0.062176	AT2_Retnla	Spp1	Itga5
88729	IM2	AM2	1387	0.057895	0.18872	0.057895	IM2->AM2,	Spp1	Itga5
88730	IM1	AM2	1387	0.13879	0.18872	0.13879	IM1->AM2,	Spp1	Itga5
88731	AM3	AM2	1387	0.702703	0.18872	0.18872	AM3->AM2	Spp1	Itga5
88732	AM2	AM2	1387	0.772234	0.18872	0.18872	AM2->AM2	Spp1	Itga5
88733	AM1	AM2	1387	0.557078	0.18872	0.18872	AM1->AM2	Spp1	Itga5
88734	AT2	AM2	1387	0.056309	0.18872	0.056309	AT2->AM2,	Spp1	Itga5
88735	AT2_Retnla	AM2	1387	0.062176	0.18872	0.062176	AT2_Retnla	Spp1	Itga5
88737	IM2	AM1	1387	0.057895	0.134703	0.057895	IM2->AM1,	Spp1	Itga5
88738	IM1	AM1	1387	0.13879	0.134703	0.134703	IM1->AM1,	Spp1	Itga5
88739	AM3	AM1	1387	0.702703	0.134703	0.134703	AM3->AM1	Spp1	Itga5
88740	AM2	AM1	1387	0.772234	0.134703	0.134703	AM2->AM1	Spp1	Itga5
88741	AM1	AM1	1387	0.557078	0.134703	0.134703	AM1->AM1	Spp1	Itga5
88742	AT2	AM1	1387	0.056309	0.134703	0.056309	AT2->AM1,	Spp1	Itga5
88743	AT2_Retnla	AM1	1387	0.062176	0.134703	0.062176	AT2_Retnla	Spp1	Itga5
88761	IM2	Fibroblasts	1387	0.057895	0.095238	0.057895	IM2->Fibro	Spp1	Itga5
88762	IM1	Fibroblasts	1387	0.13879	0.095238	0.095238	IM1->Fibro	Spp1	Itga5
88763	AM3	Fibroblasts	1387	0.702703	0.095238	0.095238	AM3->Fibr	Spp1	Itga5
88764	AM2	Fibroblasts	1387	0.772234	0.095238	0.095238	AM2->Fibr	Spp1	Itga5
88765	AM1	Fibroblasts	1387	0.557078	0.095238	0.095238	AM1->Fibr	Spp1	Itga5
88766	AT2	Fibroblasts	1387	0.056309	0.095238	0.056309	AT2->Fibro	Spp1	Itga5
88767	AT2_Retnla	Fibroblasts	1387	0.062176	0.095238	0.062176	AT2_Retnla	Spp1	Itga5
88769	IM2	IM2	1388	0.057895	0.094737	0.057895	IM2->IM2/	Spp1	Itga9
88770	IM1	IM2	1388	0.13879	0.094737	0.094737	IM1->IM2/	Spp1	Itga9
88771	AM3	IM2	1388	0.702703	0.094737	0.094737	AM3->IM2,	Spp1	Itga9
88772	AM2	IM2	1388	0.772234	0.094737	0.094737	AM2->IM2,	Spp1	Itga9
88773	AM1	IM2	1388	0.557078	0.094737	0.094737	AM1->IM2,	Spp1	Itga9
88774	AT2	IM2	1388	0.056309	0.094737	0.056309	AT2->IM2/	Spp1	Itga9
88775	AT2_Retnla	IM2	1388	0.062176	0.094737	0.062176	AT2_Retnla	Spp1	Itga9
88777	IM2	IM1	1388	0.057895	0.092527	0.057895	IM2->IM1/	Spp1	Itga9
88778	IM1	IM1	1388	0.13879	0.092527	0.092527	IM1->IM1/	Spp1	Itga9
88779	AM3	IM1	1388	0.702703	0.092527	0.092527	AM3->IM1,	Spp1	Itga9
88780	AM2	IM1	1388	0.772234	0.092527	0.092527	AM2->IM1,	Spp1	Itga9
88781	AM1	IM1	1388	0.557078	0.092527	0.092527	AM1->IM1,	Spp1	Itga9
88782	AT2	IM1	1388	0.056309	0.092527	0.056309	AT2->IM1/	Spp1	Itga9
88783	AT2_Retnla	IM1	1388	0.062176	0.092527	0.062176	AT2_Retnla	Spp1	Itga9
88809	IM2	AT2	1388	0.057895	0.368092	0.057895	IM2->AT2/	Spp1	Itga9
88810	IM1	AT2	1388	0.13879	0.368092	0.13879	IM1->AT2/	Spp1	Itga9
88811	AM3	AT2	1388	0.702703	0.368092	0.368092	AM3->AT2,	Spp1	Itga9
88812	AM2	AT2	1388	0.772234	0.368092	0.368092	AM2->AT2,	Spp1	Itga9
88813	AM1	AT2	1388	0.557078	0.368092	0.368092	AM1->AT2,	Spp1	Itga9

88814	AT2	AT2	1388	0.056309	0.368092	0.056309	AT2->AT2/	Spp1	Itga9
88815	AT2_Retnla	AT2	1388	0.062176	0.368092	0.062176	AT2_Retnla	Spp1	Itga9
88817	IM2	AT2_Retnla	1388	0.057895	0.352332	0.057895	IM2->AT2_	Spp1	Itga9
88818	IM1	AT2_Retnla	1388	0.13879	0.352332	0.13879	IM1->AT2_	Spp1	Itga9
88819	AM3	AT2_Retnla	1388	0.702703	0.352332	0.352332	AM3->AT2_	Spp1	Itga9
88820	AM2	AT2_Retnla	1388	0.772234	0.352332	0.352332	AM2->AT2_	Spp1	Itga9
88821	AM1	AT2_Retnla	1388	0.557078	0.352332	0.352332	AM1->AT2_	Spp1	Itga9
88822	AT2	AT2_Retnla	1388	0.056309	0.352332	0.056309	AT2->AT2_	Spp1	Itga9
88823	AT2_Retnla	AT2_Retnla	1388	0.062176	0.352332	0.062176	AT2_Retnla	Spp1	Itga9
88825	IM2	Fibroblasts	1388	0.057895	0.133333	0.057895	IM2->Fibro	Spp1	Itga9
88826	IM1	Fibroblasts	1388	0.13879	0.133333	0.133333	IM1->Fibro	Spp1	Itga9
88827	AM3	Fibroblasts	1388	0.702703	0.133333	0.133333	AM3->Fibr	Spp1	Itga9
88828	AM2	Fibroblasts	1388	0.772234	0.133333	0.133333	AM2->Fibr	Spp1	Itga9
88829	AM1	Fibroblasts	1388	0.557078	0.133333	0.133333	AM1->Fibr	Spp1	Itga9
88830	AT2	Fibroblasts	1388	0.056309	0.133333	0.056309	AT2->Fibro	Spp1	Itga9
88831	AT2_Retnla	Fibroblasts	1388	0.062176	0.133333	0.062176	AT2_Retnla	Spp1	Itga9
88833	IM2	IM2	1389	0.057895	0.094737	0.057895	IM2->IM2/	Spp1	Itgav
88834	IM1	IM2	1389	0.13879	0.094737	0.094737	IM1->IM2/	Spp1	Itgav
88835	AM3	IM2	1389	0.702703	0.094737	0.094737	AM3->IM2,	Spp1	Itgav
88836	AM2	IM2	1389	0.772234	0.094737	0.094737	AM2->IM2,	Spp1	Itgav
88837	AM1	IM2	1389	0.557078	0.094737	0.094737	AM1->IM2,	Spp1	Itgav
88838	AT2	IM2	1389	0.056309	0.094737	0.056309	AT2->IM2/	Spp1	Itgav
88839	AT2_Retnla	IM2	1389	0.062176	0.094737	0.062176	AT2_Retnla	Spp1	Itgav
88841	IM2	IM1	1389	0.057895	0.199288	0.057895	IM2->IM1/	Spp1	Itgav
88842	IM1	IM1	1389	0.13879	0.199288	0.13879	IM1->IM1/	Spp1	Itgav
88843	AM3	IM1	1389	0.702703	0.199288	0.199288	AM3->IM1,	Spp1	Itgav
88844	AM2	IM1	1389	0.772234	0.199288	0.199288	AM2->IM1,	Spp1	Itgav
88845	AM1	IM1	1389	0.557078	0.199288	0.199288	AM1->IM1,	Spp1	Itgav
88846	AT2	IM1	1389	0.056309	0.199288	0.056309	AT2->IM1/	Spp1	Itgav
88847	AT2_Retnla	IM1	1389	0.062176	0.199288	0.062176	AT2_Retnla	Spp1	Itgav
88849	IM2	AM3	1389	0.057895	0.208494	0.057895	IM2->AM3,	Spp1	Itgav
88850	IM1	AM3	1389	0.13879	0.208494	0.13879	IM1->AM3,	Spp1	Itgav
88851	AM3	AM3	1389	0.702703	0.208494	0.208494	AM3->AM3	Spp1	Itgav
88852	AM2	AM3	1389	0.772234	0.208494	0.208494	AM2->AM3	Spp1	Itgav
88853	AM1	AM3	1389	0.557078	0.208494	0.208494	AM1->AM3	Spp1	Itgav
88854	AT2	AM3	1389	0.056309	0.208494	0.056309	AT2->AM3,	Spp1	Itgav
88855	AT2_Retnla	AM3	1389	0.062176	0.208494	0.062176	AT2_Retnla	Spp1	Itgav
88857	IM2	AM2	1389	0.057895	0.112798	0.057895	IM2->AM2,	Spp1	Itgav
88858	IM1	AM2	1389	0.13879	0.112798	0.112798	IM1->AM2,	Spp1	Itgav
88859	AM3	AM2	1389	0.702703	0.112798	0.112798	AM3->AM2	Spp1	Itgav
88860	AM2	AM2	1389	0.772234	0.112798	0.112798	AM2->AM2	Spp1	Itgav
88861	AM1	AM2	1389	0.557078	0.112798	0.112798	AM1->AM2	Spp1	Itgav
88862	AT2	AM2	1389	0.056309	0.112798	0.056309	AT2->AM2,	Spp1	Itgav
88863	AT2_Retnla	AM2	1389	0.062176	0.112798	0.062176	AT2_Retnla	Spp1	Itgav
88865	IM2	AM1	1389	0.057895	0.101598	0.057895	IM2->AM1,	Spp1	Itgav
88866	IM1	AM1	1389	0.13879	0.101598	0.101598	IM1->AM1,	Spp1	Itgav
88867	AM3	AM1	1389	0.702703	0.101598	0.101598	AM3->AM1	Spp1	Itgav

88868	AM2	AM1	1389	0.772234	0.101598	0.101598	AM2->AM1	Spp1	Itgav
88869	AM1	AM1	1389	0.557078	0.101598	0.101598	AM1->AM1	Spp1	Itgav
88870	AT2	AM1	1389	0.056309	0.101598	0.056309	AT2->AM1/	Spp1	Itgav
88871	AT2_Retnla	AM1	1389	0.062176	0.101598	0.062176	AT2_Retnla	Spp1	Itgav
88873	IM2	AT2	1389	0.057895	0.14251	0.057895	IM2->AT2/	Spp1	Itgav
88874	IM1	AT2	1389	0.13879	0.14251	0.13879	IM1->AT2/	Spp1	Itgav
88875	AM3	AT2	1389	0.702703	0.14251	0.14251	AM3->AT2/	Spp1	Itgav
88876	AM2	AT2	1389	0.772234	0.14251	0.14251	AM2->AT2/	Spp1	Itgav
88877	AM1	AT2	1389	0.557078	0.14251	0.14251	AM1->AT2/	Spp1	Itgav
88878	AT2	AT2	1389	0.056309	0.14251	0.056309	AT2->AT2/	Spp1	Itgav
88879	AT2_Retnla	AT2	1389	0.062176	0.14251	0.062176	AT2_Retnla	Spp1	Itgav
88881	IM2	AT2_Retnla	1389	0.057895	0.170984	0.057895	IM2->AT2_	Spp1	Itgav
88882	IM1	AT2_Retnla	1389	0.13879	0.170984	0.13879	IM1->AT2_	Spp1	Itgav
88883	AM3	AT2_Retnla	1389	0.702703	0.170984	0.170984	AM3->AT2_	Spp1	Itgav
88884	AM2	AT2_Retnla	1389	0.772234	0.170984	0.170984	AM2->AT2_	Spp1	Itgav
88885	AM1	AT2_Retnla	1389	0.557078	0.170984	0.170984	AM1->AT2_	Spp1	Itgav
88886	AT2	AT2_Retnla	1389	0.056309	0.170984	0.056309	AT2->AT2_	Spp1	Itgav
88887	AT2_Retnla	AT2_Retnla	1389	0.062176	0.170984	0.062176	AT2_Retnla	Spp1	Itgav
88889	IM2	Fibroblasts	1389	0.057895	0.180952	0.057895	IM2->Fibro	Spp1	Itgav
88890	IM1	Fibroblasts	1389	0.13879	0.180952	0.13879	IM1->Fibro	Spp1	Itgav
88891	AM3	Fibroblasts	1389	0.702703	0.180952	0.180952	AM3->Fibr	Spp1	Itgav
88892	AM2	Fibroblasts	1389	0.772234	0.180952	0.180952	AM2->Fibr	Spp1	Itgav
88893	AM1	Fibroblasts	1389	0.557078	0.180952	0.180952	AM1->Fibr	Spp1	Itgav
88894	AT2	Fibroblasts	1389	0.056309	0.180952	0.056309	AT2->Fibro	Spp1	Itgav
88895	AT2_Retnla	Fibroblasts	1389	0.062176	0.180952	0.062176	AT2_Retnla	Spp1	Itgav
88897	IM2	IM2	1390	0.057895	0.321053	0.057895	IM2->IM2/	Spp1	Itgb1
88898	IM1	IM2	1390	0.13879	0.321053	0.13879	IM1->IM2/	Spp1	Itgb1
88899	AM3	IM2	1390	0.702703	0.321053	0.321053	AM3->IM2/	Spp1	Itgb1
88900	AM2	IM2	1390	0.772234	0.321053	0.321053	AM2->IM2/	Spp1	Itgb1
88901	AM1	IM2	1390	0.557078	0.321053	0.321053	AM1->IM2/	Spp1	Itgb1
88902	AT2	IM2	1390	0.056309	0.321053	0.056309	AT2->IM2/	Spp1	Itgb1
88903	AT2_Retnla	IM2	1390	0.062176	0.321053	0.062176	AT2_Retnla	Spp1	Itgb1
88905	IM2	IM1	1390	0.057895	0.377224	0.057895	IM2->IM1/	Spp1	Itgb1
88906	IM1	IM1	1390	0.13879	0.377224	0.13879	IM1->IM1/	Spp1	Itgb1
88907	AM3	IM1	1390	0.702703	0.377224	0.377224	AM3->IM1/	Spp1	Itgb1
88908	AM2	IM1	1390	0.772234	0.377224	0.377224	AM2->IM1/	Spp1	Itgb1
88909	AM1	IM1	1390	0.557078	0.377224	0.377224	AM1->IM1/	Spp1	Itgb1
88910	AT2	IM1	1390	0.056309	0.377224	0.056309	AT2->IM1/	Spp1	Itgb1
88911	AT2_Retnla	IM1	1390	0.062176	0.377224	0.062176	AT2_Retnla	Spp1	Itgb1
88913	IM2	AM3	1390	0.057895	0.633205	0.057895	IM2->AM3/	Spp1	Itgb1
88914	IM1	AM3	1390	0.13879	0.633205	0.13879	IM1->AM3/	Spp1	Itgb1
88915	AM3	AM3	1390	0.702703	0.633205	0.633205	AM3->AM3	Spp1	Itgb1
88916	AM2	AM3	1390	0.772234	0.633205	0.633205	AM2->AM3	Spp1	Itgb1
88917	AM1	AM3	1390	0.557078	0.633205	0.557078	AM1->AM3	Spp1	Itgb1
88918	AT2	AM3	1390	0.056309	0.633205	0.056309	AT2->AM3/	Spp1	Itgb1
88919	AT2_Retnla	AM3	1390	0.062176	0.633205	0.062176	AT2_Retnla	Spp1	Itgb1
88921	IM2	AM2	1390	0.057895	0.572668	0.057895	IM2->AM2/	Spp1	Itgb1

88922	IM1	AM2	1390	0.13879	0.572668	0.13879	IM1->AM2,	Spp1	Itgb1
88923	AM3	AM2	1390	0.702703	0.572668	0.572668	AM3->AM2	Spp1	Itgb1
88924	AM2	AM2	1390	0.772234	0.572668	0.572668	AM2->AM2	Spp1	Itgb1
88925	AM1	AM2	1390	0.557078	0.572668	0.557078	AM1->AM2	Spp1	Itgb1
88926	AT2	AM2	1390	0.056309	0.572668	0.056309	AT2->AM2,	Spp1	Itgb1
88927	AT2_Retnla	AM2	1390	0.062176	0.572668	0.062176	AT2_Retnla	Spp1	Itgb1
88929	IM2	AM1	1390	0.057895	0.509132	0.057895	IM2->AM1,	Spp1	Itgb1
88930	IM1	AM1	1390	0.13879	0.509132	0.13879	IM1->AM1,	Spp1	Itgb1
88931	AM3	AM1	1390	0.702703	0.509132	0.509132	AM3->AM1	Spp1	Itgb1
88932	AM2	AM1	1390	0.772234	0.509132	0.509132	AM2->AM1	Spp1	Itgb1
88933	AM1	AM1	1390	0.557078	0.509132	0.509132	AM1->AM1	Spp1	Itgb1
88934	AT2	AM1	1390	0.056309	0.509132	0.056309	AT2->AM1,	Spp1	Itgb1
88935	AT2_Retnla	AM1	1390	0.062176	0.509132	0.062176	AT2_Retnla	Spp1	Itgb1
88937	IM2	AT2	1390	0.057895	0.421967	0.057895	IM2->AT2/	Spp1	Itgb1
88938	IM1	AT2	1390	0.13879	0.421967	0.13879	IM1->AT2/	Spp1	Itgb1
88939	AM3	AT2	1390	0.702703	0.421967	0.421967	AM3->AT2,	Spp1	Itgb1
88940	AM2	AT2	1390	0.772234	0.421967	0.421967	AM2->AT2,	Spp1	Itgb1
88941	AM1	AT2	1390	0.557078	0.421967	0.421967	AM1->AT2,	Spp1	Itgb1
88942	AT2	AT2	1390	0.056309	0.421967	0.056309	AT2->AT2/	Spp1	Itgb1
88943	AT2_Retnla	AT2	1390	0.062176	0.421967	0.062176	AT2_Retnla	Spp1	Itgb1
88945	IM2	AT2_Retnla	1390	0.057895	0.430052	0.057895	IM2->AT2_	Spp1	Itgb1
88946	IM1	AT2_Retnla	1390	0.13879	0.430052	0.13879	IM1->AT2_	Spp1	Itgb1
88947	AM3	AT2_Retnla	1390	0.702703	0.430052	0.430052	AM3->AT2_	Spp1	Itgb1
88948	AM2	AT2_Retnla	1390	0.772234	0.430052	0.430052	AM2->AT2_	Spp1	Itgb1
88949	AM1	AT2_Retnla	1390	0.557078	0.430052	0.430052	AM1->AT2_	Spp1	Itgb1
88950	AT2	AT2_Retnla	1390	0.056309	0.430052	0.056309	AT2->AT2_	Spp1	Itgb1
88951	AT2_Retnla	AT2_Retnla	1390	0.062176	0.430052	0.062176	AT2_Retnla	Spp1	Itgb1
88953	IM2	Fibroblasts	1390	0.057895	0.666667	0.057895	IM2->Fibro	Spp1	Itgb1
88954	IM1	Fibroblasts	1390	0.13879	0.666667	0.13879	IM1->Fibro	Spp1	Itgb1
88955	AM3	Fibroblasts	1390	0.702703	0.666667	0.666667	AM3->Fibr	Spp1	Itgb1
88956	AM2	Fibroblasts	1390	0.772234	0.666667	0.666667	AM2->Fibr	Spp1	Itgb1
88957	AM1	Fibroblasts	1390	0.557078	0.666667	0.557078	AM1->Fibr	Spp1	Itgb1
88958	AT2	Fibroblasts	1390	0.056309	0.666667	0.056309	AT2->Fibro	Spp1	Itgb1
88959	AT2_Retnla	Fibroblasts	1390	0.062176	0.666667	0.062176	AT2_Retnla	Spp1	Itgb1
88961	IM2	IM2	1391	0.057895	0.215789	0.057895	IM2->IM2/	Spp1	S1pr1
88962	IM1	IM2	1391	0.13879	0.215789	0.13879	IM1->IM2/	Spp1	S1pr1
88963	AM3	IM2	1391	0.702703	0.215789	0.215789	AM3->IM2,	Spp1	S1pr1
88964	AM2	IM2	1391	0.772234	0.215789	0.215789	AM2->IM2,	Spp1	S1pr1
88965	AM1	IM2	1391	0.557078	0.215789	0.215789	AM1->IM2,	Spp1	S1pr1
88966	AT2	IM2	1391	0.056309	0.215789	0.056309	AT2->IM2/	Spp1	S1pr1
88967	AT2_Retnla	IM2	1391	0.062176	0.215789	0.062176	AT2_Retnla	Spp1	S1pr1
88969	IM2	IM1	1391	0.057895	0.071174	0.057895	IM2->IM1/	Spp1	S1pr1
88970	IM1	IM1	1391	0.13879	0.071174	0.071174	IM1->IM1/	Spp1	S1pr1
88971	AM3	IM1	1391	0.702703	0.071174	0.071174	AM3->IM1,	Spp1	S1pr1
88972	AM2	IM1	1391	0.772234	0.071174	0.071174	AM2->IM1,	Spp1	S1pr1
88973	AM1	IM1	1391	0.557078	0.071174	0.071174	AM1->IM1,	Spp1	S1pr1
88974	AT2	IM1	1391	0.056309	0.071174	0.056309	AT2->IM1/	Spp1	S1pr1

88975	AT2_Retnla	IM1	1391	0.062176	0.071174	0.062176	AT2_Retnla	Spp1	S1pr1
89193	IM2	AT2	1394	0.442105	0.49635	0.442105	IM2->AT2/	Tcn2	Lrp2
89194	IM1	AT2	1394	0.163701	0.49635	0.163701	IM1->AT2/	Tcn2	Lrp2
89195	AM3	AT2	1394	0.262548	0.49635	0.262548	AM3->AT2/	Tcn2	Lrp2
89196	AM2	AT2	1394	0.301518	0.49635	0.301518	AM2->AT2/	Tcn2	Lrp2
89197	AM1	AT2	1394	0.262557	0.49635	0.262557	AM1->AT2/	Tcn2	Lrp2
89198	AT2	AT2	1394	0.20577	0.49635	0.20577	AT2->AT2/	Tcn2	Lrp2
89199	AT2_Retnla	AT2	1394	0.398964	0.49635	0.398964	AT2_Retnla	Tcn2	Lrp2
89200	Fibroblasts	AT2	1394	0.352381	0.49635	0.352381	Fibroblasts	Tcn2	Lrp2
89201	IM2	AT2_Retnla	1394	0.442105	0.720207	0.442105	IM2->AT2_	Tcn2	Lrp2
89202	IM1	AT2_Retnla	1394	0.163701	0.720207	0.163701	IM1->AT2_	Tcn2	Lrp2
89203	AM3	AT2_Retnla	1394	0.262548	0.720207	0.262548	AM3->AT2_	Tcn2	Lrp2
89204	AM2	AT2_Retnla	1394	0.301518	0.720207	0.301518	AM2->AT2_	Tcn2	Lrp2
89205	AM1	AT2_Retnla	1394	0.262557	0.720207	0.262557	AM1->AT2_	Tcn2	Lrp2
89206	AT2	AT2_Retnla	1394	0.20577	0.720207	0.20577	AT2->AT2_	Tcn2	Lrp2
89207	AT2_Retnla	AT2_Retnla	1394	0.398964	0.720207	0.398964	AT2_Retnla	Tcn2	Lrp2
89208	Fibroblasts	AT2_Retnla	1394	0.352381	0.720207	0.352381	Fibroblasts	Tcn2	Lrp2
89280	Fibroblasts	Fibroblasts	1395	0.057143	0.057143	0.057143	Fibroblasts	Tctn1	Tmem67
89337	IM2	Fibroblasts	1396	0.063158	0.314286	0.063158	IM2->Fibro	Tfpi	F3
89339	AM3	Fibroblasts	1396	0.088803	0.314286	0.088803	AM3->Fibr	Tfpi	F3
89340	AM2	Fibroblasts	1396	0.052061	0.314286	0.052061	AM2->Fibr	Tfpi	F3
89344	Fibroblasts	Fibroblasts	1396	0.247619	0.314286	0.247619	Fibroblasts	Tfpi	F3
89345	IM2	IM2	1397	0.063158	0.405263	0.063158	IM2->IM2/	Tfpi	Lrp1
89347	AM3	IM2	1397	0.088803	0.405263	0.088803	AM3->IM2/	Tfpi	Lrp1
89348	AM2	IM2	1397	0.052061	0.405263	0.052061	AM2->IM2/	Tfpi	Lrp1
89352	Fibroblasts	IM2	1397	0.247619	0.405263	0.247619	Fibroblasts	Tfpi	Lrp1
89353	IM2	IM1	1397	0.063158	0.451957	0.063158	IM2->IM1/	Tfpi	Lrp1
89355	AM3	IM1	1397	0.088803	0.451957	0.088803	AM3->IM1/	Tfpi	Lrp1
89356	AM2	IM1	1397	0.052061	0.451957	0.052061	AM2->IM1/	Tfpi	Lrp1
89360	Fibroblasts	IM1	1397	0.247619	0.451957	0.247619	Fibroblasts	Tfpi	Lrp1
89361	IM2	AM3	1397	0.063158	0.783784	0.063158	IM2->AM3/	Tfpi	Lrp1
89363	AM3	AM3	1397	0.088803	0.783784	0.088803	AM3->AM3	Tfpi	Lrp1
89364	AM2	AM3	1397	0.052061	0.783784	0.052061	AM2->AM3	Tfpi	Lrp1
89368	Fibroblasts	AM3	1397	0.247619	0.783784	0.247619	Fibroblasts	Tfpi	Lrp1
89369	IM2	AM2	1397	0.063158	0.832972	0.063158	IM2->AM2/	Tfpi	Lrp1
89371	AM3	AM2	1397	0.088803	0.832972	0.088803	AM3->AM2	Tfpi	Lrp1
89372	AM2	AM2	1397	0.052061	0.832972	0.052061	AM2->AM2	Tfpi	Lrp1
89376	Fibroblasts	AM2	1397	0.247619	0.832972	0.247619	Fibroblasts	Tfpi	Lrp1
89377	IM2	AM1	1397	0.063158	0.808219	0.063158	IM2->AM1/	Tfpi	Lrp1
89379	AM3	AM1	1397	0.088803	0.808219	0.088803	AM3->AM1	Tfpi	Lrp1
89380	AM2	AM1	1397	0.052061	0.808219	0.052061	AM2->AM1	Tfpi	Lrp1
89384	Fibroblasts	AM1	1397	0.247619	0.808219	0.247619	Fibroblasts	Tfpi	Lrp1
89401	IM2	Fibroblasts	1397	0.063158	0.809524	0.063158	IM2->Fibro	Tfpi	Lrp1
89403	AM3	Fibroblasts	1397	0.088803	0.809524	0.088803	AM3->Fibr	Tfpi	Lrp1
89404	AM2	Fibroblasts	1397	0.052061	0.809524	0.052061	AM2->Fibr	Tfpi	Lrp1
89408	Fibroblasts	Fibroblasts	1397	0.247619	0.809524	0.247619	Fibroblasts	Tfpi	Lrp1
89409	IM2	IM2	1398	0.063158	0.357895	0.063158	IM2->IM2/	Tfpi	Sdc4

89411	AM3	IM2	1398	0.088803	0.357895	0.088803	AM3->IM2,	Tfpi	Sdc4
89412	AM2	IM2	1398	0.052061	0.357895	0.052061	AM2->IM2,	Tfpi	Sdc4
89416	Fibroblasts	IM2	1398	0.247619	0.357895	0.247619	Fibroblasts-	Tfpi	Sdc4
89417	IM2	IM1	1398	0.063158	0.27758	0.063158	IM2->IM1/	Tfpi	Sdc4
89419	AM3	IM1	1398	0.088803	0.27758	0.088803	AM3->IM1,	Tfpi	Sdc4
89420	AM2	IM1	1398	0.052061	0.27758	0.052061	AM2->IM1,	Tfpi	Sdc4
89424	Fibroblasts	IM1	1398	0.247619	0.27758	0.247619	Fibroblasts-	Tfpi	Sdc4
89425	IM2	AM3	1398	0.063158	0.146718	0.063158	IM2->AM3,	Tfpi	Sdc4
89427	AM3	AM3	1398	0.088803	0.146718	0.088803	AM3->AM3	Tfpi	Sdc4
89428	AM2	AM3	1398	0.052061	0.146718	0.052061	AM2->AM3	Tfpi	Sdc4
89432	Fibroblasts	AM3	1398	0.247619	0.146718	0.146718	Fibroblasts-	Tfpi	Sdc4
89449	IM2	AT2	1398	0.063158	0.89642	0.063158	IM2->AT2/	Tfpi	Sdc4
89451	AM3	AT2	1398	0.088803	0.89642	0.088803	AM3->AT2,	Tfpi	Sdc4
89452	AM2	AT2	1398	0.052061	0.89642	0.052061	AM2->AT2,	Tfpi	Sdc4
89456	Fibroblasts	AT2	1398	0.247619	0.89642	0.247619	Fibroblasts-	Tfpi	Sdc4
89457	IM2	AT2_Retnla	1398	0.063158	0.927461	0.063158	IM2->AT2_	Tfpi	Sdc4
89459	AM3	AT2_Retnla	1398	0.088803	0.927461	0.088803	AM3->AT2_	Tfpi	Sdc4
89460	AM2	AT2_Retnla	1398	0.052061	0.927461	0.052061	AM2->AT2_	Tfpi	Sdc4
89464	Fibroblasts	AT2_Retnla	1398	0.247619	0.927461	0.247619	Fibroblasts-	Tfpi	Sdc4
89465	IM2	Fibroblasts	1398	0.063158	0.552381	0.063158	IM2->Fibro	Tfpi	Sdc4
89467	AM3	Fibroblasts	1398	0.088803	0.552381	0.088803	AM3->Fibr	Tfpi	Sdc4
89468	AM2	Fibroblasts	1398	0.052061	0.552381	0.052061	AM2->Fibr	Tfpi	Sdc4
89472	Fibroblasts	Fibroblasts	1398	0.247619	0.552381	0.247619	Fibroblasts-	Tfpi	Sdc4
89513	IM2	AT2	1399	0.063158	0.171707	0.063158	IM2->AT2/	Tfpi	Vldlr
89515	AM3	AT2	1399	0.088803	0.171707	0.088803	AM3->AT2,	Tfpi	Vldlr
89516	AM2	AT2	1399	0.052061	0.171707	0.052061	AM2->AT2,	Tfpi	Vldlr
89520	Fibroblasts	AT2	1399	0.247619	0.171707	0.171707	Fibroblasts-	Tfpi	Vldlr
89521	IM2	AT2_Retnla	1399	0.063158	0.103627	0.063158	IM2->AT2_	Tfpi	Vldlr
89523	AM3	AT2_Retnla	1399	0.088803	0.103627	0.088803	AM3->AT2_	Tfpi	Vldlr
89524	AM2	AT2_Retnla	1399	0.052061	0.103627	0.052061	AM2->AT2_	Tfpi	Vldlr
89528	Fibroblasts	AT2_Retnla	1399	0.247619	0.103627	0.103627	Fibroblasts-	Tfpi	Vldlr
89529	IM2	Fibroblasts	1399	0.063158	0.352381	0.063158	IM2->Fibro	Tfpi	Vldlr
89531	AM3	Fibroblasts	1399	0.088803	0.352381	0.088803	AM3->Fibr	Tfpi	Vldlr
89532	AM2	Fibroblasts	1399	0.052061	0.352381	0.052061	AM2->Fibr	Tfpi	Vldlr
89536	Fibroblasts	Fibroblasts	1399	0.247619	0.352381	0.247619	Fibroblasts-	Tfpi	Vldlr
89921	IM2	IM2	1406	0.426316	0.136842	0.136842	IM2->IM2/	Tgfb1	Acvrl1
89922	IM1	IM2	1406	0.437722	0.136842	0.136842	IM1->IM2/	Tgfb1	Acvrl1
89923	AM3	IM2	1406	0.494208	0.136842	0.136842	AM3->IM2,	Tgfb1	Acvrl1
89924	AM2	IM2	1406	0.611714	0.136842	0.136842	AM2->IM2,	Tgfb1	Acvrl1
89925	AM1	IM2	1406	0.656393	0.136842	0.136842	AM1->IM2,	Tgfb1	Acvrl1
89926	AT2	IM2	1406	0.095586	0.136842	0.095586	AT2->IM2/	Tgfb1	Acvrl1
89927	AT2_Retnla	IM2	1406	0.072539	0.136842	0.072539	AT2_Retnla	Tgfb1	Acvrl1
89928	Fibroblasts	IM2	1406	0.171429	0.136842	0.136842	Fibroblasts-	Tgfb1	Acvrl1
89929	IM2	IM1	1406	0.426316	0.274021	0.274021	IM2->IM1/	Tgfb1	Acvrl1
89930	IM1	IM1	1406	0.437722	0.274021	0.274021	IM1->IM1/	Tgfb1	Acvrl1
89931	AM3	IM1	1406	0.494208	0.274021	0.274021	AM3->IM1,	Tgfb1	Acvrl1
89932	AM2	IM1	1406	0.611714	0.274021	0.274021	AM2->IM1,	Tgfb1	Acvrl1

89933	AM1	IM1	1406	0.656393	0.274021	0.274021	AM1->IM1,	Tgfb1	Acvrl1
89934	AT2	IM1	1406	0.095586	0.274021	0.095586	AT2->IM1/	Tgfb1	Acvrl1
89935	AT2_Retnla	IM1	1406	0.072539	0.274021	0.072539	AT2_Retnla	Tgfb1	Acvrl1
89936	Fibroblasts	IM1	1406	0.171429	0.274021	0.171429	Fibroblasts·	Tgfb1	Acvrl1
89937	IM2	AM3	1406	0.426316	0.162162	0.162162	IM2->AM3,	Tgfb1	Acvrl1
89938	IM1	AM3	1406	0.437722	0.162162	0.162162	IM1->AM3,	Tgfb1	Acvrl1
89939	AM3	AM3	1406	0.494208	0.162162	0.162162	AM3->AM3	Tgfb1	Acvrl1
89940	AM2	AM3	1406	0.611714	0.162162	0.162162	AM2->AM3	Tgfb1	Acvrl1
89941	AM1	AM3	1406	0.656393	0.162162	0.162162	AM1->AM3	Tgfb1	Acvrl1
89942	AT2	AM3	1406	0.095586	0.162162	0.095586	AT2->AM3,	Tgfb1	Acvrl1
89943	AT2_Retnla	AM3	1406	0.072539	0.162162	0.072539	AT2_Retnla	Tgfb1	Acvrl1
89944	Fibroblasts	AM3	1406	0.171429	0.162162	0.162162	Fibroblasts·	Tgfb1	Acvrl1
89945	IM2	AM2	1406	0.426316	0.143167	0.143167	IM2->AM2,	Tgfb1	Acvrl1
89946	IM1	AM2	1406	0.437722	0.143167	0.143167	IM1->AM2,	Tgfb1	Acvrl1
89947	AM3	AM2	1406	0.494208	0.143167	0.143167	AM3->AM2	Tgfb1	Acvrl1
89948	AM2	AM2	1406	0.611714	0.143167	0.143167	AM2->AM2	Tgfb1	Acvrl1
89949	AM1	AM2	1406	0.656393	0.143167	0.143167	AM1->AM2	Tgfb1	Acvrl1
89950	AT2	AM2	1406	0.095586	0.143167	0.095586	AT2->AM2,	Tgfb1	Acvrl1
89951	AT2_Retnla	AM2	1406	0.072539	0.143167	0.072539	AT2_Retnla	Tgfb1	Acvrl1
89952	Fibroblasts	AM2	1406	0.171429	0.143167	0.143167	Fibroblasts·	Tgfb1	Acvrl1
89953	IM2	AM1	1406	0.426316	0.139269	0.139269	IM2->AM1,	Tgfb1	Acvrl1
89954	IM1	AM1	1406	0.437722	0.139269	0.139269	IM1->AM1,	Tgfb1	Acvrl1
89955	AM3	AM1	1406	0.494208	0.139269	0.139269	AM3->AM1	Tgfb1	Acvrl1
89956	AM2	AM1	1406	0.611714	0.139269	0.139269	AM2->AM1	Tgfb1	Acvrl1
89957	AM1	AM1	1406	0.656393	0.139269	0.139269	AM1->AM1	Tgfb1	Acvrl1
89958	AT2	AM1	1406	0.095586	0.139269	0.095586	AT2->AM1,	Tgfb1	Acvrl1
89959	AT2_Retnla	AM1	1406	0.072539	0.139269	0.072539	AT2_Retnla	Tgfb1	Acvrl1
89960	Fibroblasts	AM1	1406	0.171429	0.139269	0.139269	Fibroblasts·	Tgfb1	Acvrl1
89977	IM2	Fibroblasts	1406	0.426316	0.314286	0.314286	IM2->Fibro	Tgfb1	Acvrl1
89978	IM1	Fibroblasts	1406	0.437722	0.314286	0.314286	IM1->Fibro	Tgfb1	Acvrl1
89979	AM3	Fibroblasts	1406	0.494208	0.314286	0.314286	AM3->Fibr	Tgfb1	Acvrl1
89980	AM2	Fibroblasts	1406	0.611714	0.314286	0.314286	AM2->Fibr	Tgfb1	Acvrl1
89981	AM1	Fibroblasts	1406	0.656393	0.314286	0.314286	AM1->Fibr	Tgfb1	Acvrl1
89982	AT2	Fibroblasts	1406	0.095586	0.314286	0.095586	AT2->Fibro	Tgfb1	Acvrl1
89983	AT2_Retnla	Fibroblasts	1406	0.072539	0.314286	0.072539	AT2_Retnla	Tgfb1	Acvrl1
89984	Fibroblasts	Fibroblasts	1406	0.171429	0.314286	0.171429	Fibroblasts·	Tgfb1	Acvrl1
90001	IM2	AM3	1407	0.426316	0.27027	0.27027	IM2->AM3,	Tgfb1	Cav1
90002	IM1	AM3	1407	0.437722	0.27027	0.27027	IM1->AM3,	Tgfb1	Cav1
90003	AM3	AM3	1407	0.494208	0.27027	0.27027	AM3->AM3	Tgfb1	Cav1
90004	AM2	AM3	1407	0.611714	0.27027	0.27027	AM2->AM3	Tgfb1	Cav1
90005	AM1	AM3	1407	0.656393	0.27027	0.27027	AM1->AM3	Tgfb1	Cav1
90006	AT2	AM3	1407	0.095586	0.27027	0.095586	AT2->AM3,	Tgfb1	Cav1
90007	AT2_Retnla	AM3	1407	0.072539	0.27027	0.072539	AT2_Retnla	Tgfb1	Cav1
90008	Fibroblasts	AM3	1407	0.171429	0.27027	0.171429	Fibroblasts·	Tgfb1	Cav1
90009	IM2	AM2	1407	0.426316	0.21692	0.21692	IM2->AM2,	Tgfb1	Cav1
90010	IM1	AM2	1407	0.437722	0.21692	0.21692	IM1->AM2,	Tgfb1	Cav1
90011	AM3	AM2	1407	0.494208	0.21692	0.21692	AM3->AM2	Tgfb1	Cav1

90012	AM2	AM2	1407	0.611714	0.21692	0.21692	AM2->AM2	Tgfb1	Cav1
90013	AM1	AM2	1407	0.656393	0.21692	0.21692	AM1->AM2	Tgfb1	Cav1
90014	AT2	AM2	1407	0.095586	0.21692	0.095586	AT2->AM2/	Tgfb1	Cav1
90015	AT2_Retnla	AM2	1407	0.072539	0.21692	0.072539	AT2_Retnla	Tgfb1	Cav1
90016	Fibroblasts	AM2	1407	0.171429	0.21692	0.171429	Fibroblasts·	Tgfb1	Cav1
90017	IM2	AM1	1407	0.426316	0.15411	0.15411	IM2->AM1/	Tgfb1	Cav1
90018	IM1	AM1	1407	0.437722	0.15411	0.15411	IM1->AM1/	Tgfb1	Cav1
90019	AM3	AM1	1407	0.494208	0.15411	0.15411	AM3->AM1	Tgfb1	Cav1
90020	AM2	AM1	1407	0.611714	0.15411	0.15411	AM2->AM1	Tgfb1	Cav1
90021	AM1	AM1	1407	0.656393	0.15411	0.15411	AM1->AM1	Tgfb1	Cav1
90022	AT2	AM1	1407	0.095586	0.15411	0.095586	AT2->AM1/	Tgfb1	Cav1
90023	AT2_Retnla	AM1	1407	0.072539	0.15411	0.072539	AT2_Retnla	Tgfb1	Cav1
90024	Fibroblasts	AM1	1407	0.171429	0.15411	0.15411	Fibroblasts·	Tgfb1	Cav1
90025	IM2	AT2	1407	0.426316	0.05179	0.05179	IM2->AT2/	Tgfb1	Cav1
90026	IM1	AT2	1407	0.437722	0.05179	0.05179	IM1->AT2/	Tgfb1	Cav1
90027	AM3	AT2	1407	0.494208	0.05179	0.05179	AM3->AT2/	Tgfb1	Cav1
90028	AM2	AT2	1407	0.611714	0.05179	0.05179	AM2->AT2/	Tgfb1	Cav1
90029	AM1	AT2	1407	0.656393	0.05179	0.05179	AM1->AT2/	Tgfb1	Cav1
90030	AT2	AT2	1407	0.095586	0.05179	0.05179	AT2->AT2/	Tgfb1	Cav1
90031	AT2_Retnla	AT2	1407	0.072539	0.05179	0.05179	AT2_Retnla	Tgfb1	Cav1
90032	Fibroblasts	AT2	1407	0.171429	0.05179	0.05179	Fibroblasts·	Tgfb1	Cav1
90033	IM2	AT2_Retnla	1407	0.426316	0.067358	0.067358	IM2->AT2_	Tgfb1	Cav1
90034	IM1	AT2_Retnla	1407	0.437722	0.067358	0.067358	IM1->AT2_	Tgfb1	Cav1
90035	AM3	AT2_Retnla	1407	0.494208	0.067358	0.067358	AM3->AT2_	Tgfb1	Cav1
90036	AM2	AT2_Retnla	1407	0.611714	0.067358	0.067358	AM2->AT2_	Tgfb1	Cav1
90037	AM1	AT2_Retnla	1407	0.656393	0.067358	0.067358	AM1->AT2_	Tgfb1	Cav1
90038	AT2	AT2_Retnla	1407	0.095586	0.067358	0.067358	AT2->AT2_	Tgfb1	Cav1
90039	AT2_Retnla	AT2_Retnla	1407	0.072539	0.067358	0.067358	AT2_Retnla	Tgfb1	Cav1
90040	Fibroblasts	AT2_Retnla	1407	0.171429	0.067358	0.067358	Fibroblasts·	Tgfb1	Cav1
90041	IM2	Fibroblasts	1407	0.426316	0.352381	0.352381	IM2->Fibro	Tgfb1	Cav1
90042	IM1	Fibroblasts	1407	0.437722	0.352381	0.352381	IM1->Fibro	Tgfb1	Cav1
90043	AM3	Fibroblasts	1407	0.494208	0.352381	0.352381	AM3->Fibr	Tgfb1	Cav1
90044	AM2	Fibroblasts	1407	0.611714	0.352381	0.352381	AM2->Fibr	Tgfb1	Cav1
90045	AM1	Fibroblasts	1407	0.656393	0.352381	0.352381	AM1->Fibr	Tgfb1	Cav1
90046	AT2	Fibroblasts	1407	0.095586	0.352381	0.095586	AT2->Fibro	Tgfb1	Cav1
90047	AT2_Retnla	Fibroblasts	1407	0.072539	0.352381	0.072539	AT2_Retnla	Tgfb1	Cav1
90048	Fibroblasts	Fibroblasts	1407	0.171429	0.352381	0.171429	Fibroblasts·	Tgfb1	Cav1
90113	IM2	IM2	1409	0.426316	0.173684	0.173684	IM2->IM2/	Tgfb1	Cxcr4
90114	IM1	IM2	1409	0.437722	0.173684	0.173684	IM1->IM2/	Tgfb1	Cxcr4
90115	AM3	IM2	1409	0.494208	0.173684	0.173684	AM3->IM2/	Tgfb1	Cxcr4
90116	AM2	IM2	1409	0.611714	0.173684	0.173684	AM2->IM2/	Tgfb1	Cxcr4
90117	AM1	IM2	1409	0.656393	0.173684	0.173684	AM1->IM2/	Tgfb1	Cxcr4
90118	AT2	IM2	1409	0.095586	0.173684	0.095586	AT2->IM2/	Tgfb1	Cxcr4
90119	AT2_Retnla	IM2	1409	0.072539	0.173684	0.072539	AT2_Retnla	Tgfb1	Cxcr4
90120	Fibroblasts	IM2	1409	0.171429	0.173684	0.171429	Fibroblasts·	Tgfb1	Cxcr4
90121	IM2	IM1	1409	0.426316	0.185053	0.185053	IM2->IM1/	Tgfb1	Cxcr4
90122	IM1	IM1	1409	0.437722	0.185053	0.185053	IM1->IM1/	Tgfb1	Cxcr4

90123	AM3	IM1	1409	0.494208	0.185053	0.185053	AM3->IM1,	Tgfb1	Cxcr4
90124	AM2	IM1	1409	0.611714	0.185053	0.185053	AM2->IM1,	Tgfb1	Cxcr4
90125	AM1	IM1	1409	0.656393	0.185053	0.185053	AM1->IM1,	Tgfb1	Cxcr4
90126	AT2	IM1	1409	0.095586	0.185053	0.095586	AT2->IM1/	Tgfb1	Cxcr4
90127	AT2_Retnla	IM1	1409	0.072539	0.185053	0.072539	AT2_Retnla	Tgfb1	Cxcr4
90128	Fibroblasts	IM1	1409	0.171429	0.185053	0.171429	Fibroblasts	Tgfb1	Cxcr4
90129	IM2	AM3	1409	0.426316	0.243243	0.243243	IM2->AM3,	Tgfb1	Cxcr4
90130	IM1	AM3	1409	0.437722	0.243243	0.243243	IM1->AM3,	Tgfb1	Cxcr4
90131	AM3	AM3	1409	0.494208	0.243243	0.243243	AM3->AM3	Tgfb1	Cxcr4
90132	AM2	AM3	1409	0.611714	0.243243	0.243243	AM2->AM3	Tgfb1	Cxcr4
90133	AM1	AM3	1409	0.656393	0.243243	0.243243	AM1->AM3	Tgfb1	Cxcr4
90134	AT2	AM3	1409	0.095586	0.243243	0.095586	AT2->AM3,	Tgfb1	Cxcr4
90135	AT2_Retnla	AM3	1409	0.072539	0.243243	0.072539	AT2_Retnla	Tgfb1	Cxcr4
90136	Fibroblasts	AM3	1409	0.171429	0.243243	0.171429	Fibroblasts	Tgfb1	Cxcr4
90137	IM2	AM2	1409	0.426316	0.193059	0.193059	IM2->AM2,	Tgfb1	Cxcr4
90138	IM1	AM2	1409	0.437722	0.193059	0.193059	IM1->AM2,	Tgfb1	Cxcr4
90139	AM3	AM2	1409	0.494208	0.193059	0.193059	AM3->AM2	Tgfb1	Cxcr4
90140	AM2	AM2	1409	0.611714	0.193059	0.193059	AM2->AM2	Tgfb1	Cxcr4
90141	AM1	AM2	1409	0.656393	0.193059	0.193059	AM1->AM2	Tgfb1	Cxcr4
90142	AT2	AM2	1409	0.095586	0.193059	0.095586	AT2->AM2,	Tgfb1	Cxcr4
90143	AT2_Retnla	AM2	1409	0.072539	0.193059	0.072539	AT2_Retnla	Tgfb1	Cxcr4
90144	Fibroblasts	AM2	1409	0.171429	0.193059	0.171429	Fibroblasts	Tgfb1	Cxcr4
90145	IM2	AM1	1409	0.426316	0.230594	0.230594	IM2->AM1,	Tgfb1	Cxcr4
90146	IM1	AM1	1409	0.437722	0.230594	0.230594	IM1->AM1,	Tgfb1	Cxcr4
90147	AM3	AM1	1409	0.494208	0.230594	0.230594	AM3->AM1	Tgfb1	Cxcr4
90148	AM2	AM1	1409	0.611714	0.230594	0.230594	AM2->AM1	Tgfb1	Cxcr4
90149	AM1	AM1	1409	0.656393	0.230594	0.230594	AM1->AM1	Tgfb1	Cxcr4
90150	AT2	AM1	1409	0.095586	0.230594	0.095586	AT2->AM1,	Tgfb1	Cxcr4
90151	AT2_Retnla	AM1	1409	0.072539	0.230594	0.072539	AT2_Retnla	Tgfb1	Cxcr4
90152	Fibroblasts	AM1	1409	0.171429	0.230594	0.171429	Fibroblasts	Tgfb1	Cxcr4
90177	IM2	IM2	1410	0.426316	0.073684	0.073684	IM2->IM2/	Tgfb1	Eng
90178	IM1	IM2	1410	0.437722	0.073684	0.073684	IM1->IM2/	Tgfb1	Eng
90179	AM3	IM2	1410	0.494208	0.073684	0.073684	AM3->IM2,	Tgfb1	Eng
90180	AM2	IM2	1410	0.611714	0.073684	0.073684	AM2->IM2,	Tgfb1	Eng
90181	AM1	IM2	1410	0.656393	0.073684	0.073684	AM1->IM2,	Tgfb1	Eng
90182	AT2	IM2	1410	0.095586	0.073684	0.073684	AT2->IM2/	Tgfb1	Eng
90183	AT2_Retnla	IM2	1410	0.072539	0.073684	0.072539	AT2_Retnla	Tgfb1	Eng
90184	Fibroblasts	IM2	1410	0.171429	0.073684	0.073684	Fibroblasts	Tgfb1	Eng
90185	IM2	IM1	1410	0.426316	0.081851	0.081851	IM2->IM1/	Tgfb1	Eng
90186	IM1	IM1	1410	0.437722	0.081851	0.081851	IM1->IM1/	Tgfb1	Eng
90187	AM3	IM1	1410	0.494208	0.081851	0.081851	AM3->IM1,	Tgfb1	Eng
90188	AM2	IM1	1410	0.611714	0.081851	0.081851	AM2->IM1,	Tgfb1	Eng
90189	AM1	IM1	1410	0.656393	0.081851	0.081851	AM1->IM1,	Tgfb1	Eng
90190	AT2	IM1	1410	0.095586	0.081851	0.081851	AT2->IM1/	Tgfb1	Eng
90191	AT2_Retnla	IM1	1410	0.072539	0.081851	0.072539	AT2_Retnla	Tgfb1	Eng
90192	Fibroblasts	IM1	1410	0.171429	0.081851	0.081851	Fibroblasts	Tgfb1	Eng
90233	IM2	Fibroblasts	1410	0.426316	0.152381	0.152381	IM2->Fibro	Tgfb1	Eng

90234	IM1	Fibroblasts	1410	0.437722	0.152381	0.152381	IM1->Fibro	Tgfb1	Eng
90235	AM3	Fibroblasts	1410	0.494208	0.152381	0.152381	AM3->Fibro	Tgfb1	Eng
90236	AM2	Fibroblasts	1410	0.611714	0.152381	0.152381	AM2->Fibro	Tgfb1	Eng
90237	AM1	Fibroblasts	1410	0.656393	0.152381	0.152381	AM1->Fibro	Tgfb1	Eng
90238	AT2	Fibroblasts	1410	0.095586	0.152381	0.095586	AT2->Fibrol	Tgfb1	Eng
90239	AT2_Retnla	Fibroblasts	1410	0.072539	0.152381	0.072539	AT2_Retnla	Tgfb1	Eng
90240	Fibroblasts	Fibroblasts	1410	0.171429	0.152381	0.152381	Fibroblasts-	Tgfb1	Eng
90241	IM2	IM2	1411	0.426316	0.094737	0.094737	IM2->IM2/	Tgfb1	Itgav
90242	IM1	IM2	1411	0.437722	0.094737	0.094737	IM1->IM2/	Tgfb1	Itgav
90243	AM3	IM2	1411	0.494208	0.094737	0.094737	AM3->IM2,	Tgfb1	Itgav
90244	AM2	IM2	1411	0.611714	0.094737	0.094737	AM2->IM2,	Tgfb1	Itgav
90245	AM1	IM2	1411	0.656393	0.094737	0.094737	AM1->IM2,	Tgfb1	Itgav
90246	AT2	IM2	1411	0.095586	0.094737	0.094737	AT2->IM2/	Tgfb1	Itgav
90247	AT2_Retnla	IM2	1411	0.072539	0.094737	0.072539	AT2_Retnla	Tgfb1	Itgav
90248	Fibroblasts	IM2	1411	0.171429	0.094737	0.094737	Fibroblasts-	Tgfb1	Itgav
90249	IM2	IM1	1411	0.426316	0.199288	0.199288	IM2->IM1/	Tgfb1	Itgav
90250	IM1	IM1	1411	0.437722	0.199288	0.199288	IM1->IM1/	Tgfb1	Itgav
90251	AM3	IM1	1411	0.494208	0.199288	0.199288	AM3->IM1,	Tgfb1	Itgav
90252	AM2	IM1	1411	0.611714	0.199288	0.199288	AM2->IM1,	Tgfb1	Itgav
90253	AM1	IM1	1411	0.656393	0.199288	0.199288	AM1->IM1,	Tgfb1	Itgav
90254	AT2	IM1	1411	0.095586	0.199288	0.095586	AT2->IM1/	Tgfb1	Itgav
90255	AT2_Retnla	IM1	1411	0.072539	0.199288	0.072539	AT2_Retnla	Tgfb1	Itgav
90256	Fibroblasts	IM1	1411	0.171429	0.199288	0.171429	Fibroblasts-	Tgfb1	Itgav
90257	IM2	AM3	1411	0.426316	0.208494	0.208494	IM2->AM3,	Tgfb1	Itgav
90258	IM1	AM3	1411	0.437722	0.208494	0.208494	IM1->AM3,	Tgfb1	Itgav
90259	AM3	AM3	1411	0.494208	0.208494	0.208494	AM3->AM3	Tgfb1	Itgav
90260	AM2	AM3	1411	0.611714	0.208494	0.208494	AM2->AM3	Tgfb1	Itgav
90261	AM1	AM3	1411	0.656393	0.208494	0.208494	AM1->AM3	Tgfb1	Itgav
90262	AT2	AM3	1411	0.095586	0.208494	0.095586	AT2->AM3,	Tgfb1	Itgav
90263	AT2_Retnla	AM3	1411	0.072539	0.208494	0.072539	AT2_Retnla	Tgfb1	Itgav
90264	Fibroblasts	AM3	1411	0.171429	0.208494	0.171429	Fibroblasts-	Tgfb1	Itgav
90265	IM2	AM2	1411	0.426316	0.112798	0.112798	IM2->AM2,	Tgfb1	Itgav
90266	IM1	AM2	1411	0.437722	0.112798	0.112798	IM1->AM2,	Tgfb1	Itgav
90267	AM3	AM2	1411	0.494208	0.112798	0.112798	AM3->AM2	Tgfb1	Itgav
90268	AM2	AM2	1411	0.611714	0.112798	0.112798	AM2->AM2	Tgfb1	Itgav
90269	AM1	AM2	1411	0.656393	0.112798	0.112798	AM1->AM2	Tgfb1	Itgav
90270	AT2	AM2	1411	0.095586	0.112798	0.095586	AT2->AM2,	Tgfb1	Itgav
90271	AT2_Retnla	AM2	1411	0.072539	0.112798	0.072539	AT2_Retnla	Tgfb1	Itgav
90272	Fibroblasts	AM2	1411	0.171429	0.112798	0.112798	Fibroblasts-	Tgfb1	Itgav
90273	IM2	AM1	1411	0.426316	0.101598	0.101598	IM2->AM1,	Tgfb1	Itgav
90274	IM1	AM1	1411	0.437722	0.101598	0.101598	IM1->AM1,	Tgfb1	Itgav
90275	AM3	AM1	1411	0.494208	0.101598	0.101598	AM3->AM1	Tgfb1	Itgav
90276	AM2	AM1	1411	0.611714	0.101598	0.101598	AM2->AM1	Tgfb1	Itgav
90277	AM1	AM1	1411	0.656393	0.101598	0.101598	AM1->AM1	Tgfb1	Itgav
90278	AT2	AM1	1411	0.095586	0.101598	0.095586	AT2->AM1,	Tgfb1	Itgav
90279	AT2_Retnla	AM1	1411	0.072539	0.101598	0.072539	AT2_Retnla	Tgfb1	Itgav
90280	Fibroblasts	AM1	1411	0.171429	0.101598	0.101598	Fibroblasts-	Tgfb1	Itgav

90281	IM2	AT2	1411	0.426316	0.14251	0.14251	IM2->AT2/	Tgfb1	Itgav
90282	IM1	AT2	1411	0.437722	0.14251	0.14251	IM1->AT2/	Tgfb1	Itgav
90283	AM3	AT2	1411	0.494208	0.14251	0.14251	AM3->AT2/	Tgfb1	Itgav
90284	AM2	AT2	1411	0.611714	0.14251	0.14251	AM2->AT2/	Tgfb1	Itgav
90285	AM1	AT2	1411	0.656393	0.14251	0.14251	AM1->AT2/	Tgfb1	Itgav
90286	AT2	AT2	1411	0.095586	0.14251	0.095586	AT2->AT2/	Tgfb1	Itgav
90287	AT2_Retnla	AT2	1411	0.072539	0.14251	0.072539	AT2_Retnla	Tgfb1	Itgav
90288	Fibroblasts	AT2	1411	0.171429	0.14251	0.14251	Fibroblasts	Tgfb1	Itgav
90289	IM2	AT2_Retnla	1411	0.426316	0.170984	0.170984	IM2->AT2_	Tgfb1	Itgav
90290	IM1	AT2_Retnla	1411	0.437722	0.170984	0.170984	IM1->AT2_	Tgfb1	Itgav
90291	AM3	AT2_Retnla	1411	0.494208	0.170984	0.170984	AM3->AT2_	Tgfb1	Itgav
90292	AM2	AT2_Retnla	1411	0.611714	0.170984	0.170984	AM2->AT2_	Tgfb1	Itgav
90293	AM1	AT2_Retnla	1411	0.656393	0.170984	0.170984	AM1->AT2_	Tgfb1	Itgav
90294	AT2	AT2_Retnla	1411	0.095586	0.170984	0.095586	AT2->AT2_	Tgfb1	Itgav
90295	AT2_Retnla	AT2_Retnla	1411	0.072539	0.170984	0.072539	AT2_Retnla	Tgfb1	Itgav
90296	Fibroblasts	AT2_Retnla	1411	0.171429	0.170984	0.170984	Fibroblasts	Tgfb1	Itgav
90297	IM2	Fibroblasts	1411	0.426316	0.180952	0.180952	IM2->Fibro	Tgfb1	Itgav
90298	IM1	Fibroblasts	1411	0.437722	0.180952	0.180952	IM1->Fibro	Tgfb1	Itgav
90299	AM3	Fibroblasts	1411	0.494208	0.180952	0.180952	AM3->Fibr	Tgfb1	Itgav
90300	AM2	Fibroblasts	1411	0.611714	0.180952	0.180952	AM2->Fibr	Tgfb1	Itgav
90301	AM1	Fibroblasts	1411	0.656393	0.180952	0.180952	AM1->Fibr	Tgfb1	Itgav
90302	AT2	Fibroblasts	1411	0.095586	0.180952	0.095586	AT2->Fibro	Tgfb1	Itgav
90303	AT2_Retnla	Fibroblasts	1411	0.072539	0.180952	0.072539	AT2_Retnla	Tgfb1	Itgav
90304	Fibroblasts	Fibroblasts	1411	0.171429	0.180952	0.171429	Fibroblasts	Tgfb1	Itgav
90353	IM2	AT2_Retnla	1412	0.426316	0.056995	0.056995	IM2->AT2_	Tgfb1	Itgb6
90354	IM1	AT2_Retnla	1412	0.437722	0.056995	0.056995	IM1->AT2_	Tgfb1	Itgb6
90355	AM3	AT2_Retnla	1412	0.494208	0.056995	0.056995	AM3->AT2_	Tgfb1	Itgb6
90356	AM2	AT2_Retnla	1412	0.611714	0.056995	0.056995	AM2->AT2_	Tgfb1	Itgb6
90357	AM1	AT2_Retnla	1412	0.656393	0.056995	0.056995	AM1->AT2_	Tgfb1	Itgb6
90358	AT2	AT2_Retnla	1412	0.095586	0.056995	0.056995	AT2->AT2_	Tgfb1	Itgb6
90359	AT2_Retnla	AT2_Retnla	1412	0.072539	0.056995	0.056995	AT2_Retnla	Tgfb1	Itgb6
90360	Fibroblasts	AT2_Retnla	1412	0.171429	0.056995	0.056995	Fibroblasts	Tgfb1	Itgb6
90425	IM2	Fibroblasts	1413	0.426316	0.085714	0.085714	IM2->Fibro	Tgfb1	Itgb8
90426	IM1	Fibroblasts	1413	0.437722	0.085714	0.085714	IM1->Fibro	Tgfb1	Itgb8
90427	AM3	Fibroblasts	1413	0.494208	0.085714	0.085714	AM3->Fibr	Tgfb1	Itgb8
90428	AM2	Fibroblasts	1413	0.611714	0.085714	0.085714	AM2->Fibr	Tgfb1	Itgb8
90429	AM1	Fibroblasts	1413	0.656393	0.085714	0.085714	AM1->Fibr	Tgfb1	Itgb8
90430	AT2	Fibroblasts	1413	0.095586	0.085714	0.085714	AT2->Fibro	Tgfb1	Itgb8
90431	AT2_Retnla	Fibroblasts	1413	0.072539	0.085714	0.072539	AT2_Retnla	Tgfb1	Itgb8
90432	Fibroblasts	Fibroblasts	1413	0.171429	0.085714	0.085714	Fibroblasts	Tgfb1	Itgb8
90489	IM2	Fibroblasts	1414	0.426316	0.542857	0.426316	IM2->Fibro	Tgfb1	Sdc2
90490	IM1	Fibroblasts	1414	0.437722	0.542857	0.437722	IM1->Fibro	Tgfb1	Sdc2
90491	AM3	Fibroblasts	1414	0.494208	0.542857	0.494208	AM3->Fibr	Tgfb1	Sdc2
90492	AM2	Fibroblasts	1414	0.611714	0.542857	0.542857	AM2->Fibr	Tgfb1	Sdc2
90493	AM1	Fibroblasts	1414	0.656393	0.542857	0.542857	AM1->Fibr	Tgfb1	Sdc2
90494	AT2	Fibroblasts	1414	0.095586	0.542857	0.095586	AT2->Fibro	Tgfb1	Sdc2
90495	AT2_Retnla	Fibroblasts	1414	0.072539	0.542857	0.072539	AT2_Retnla	Tgfb1	Sdc2

90496	Fibroblasts	Fibroblasts	1414	0.171429	0.542857	0.171429	Fibroblasts	Tgfb1	Sdc2
90497	IM2	IM2	1415	0.426316	0.236842	0.236842	IM2->IM2/	Tgfb1	Tgfbr1
90498	IM1	IM2	1415	0.437722	0.236842	0.236842	IM1->IM2/	Tgfb1	Tgfbr1
90499	AM3	IM2	1415	0.494208	0.236842	0.236842	AM3->IM2,	Tgfb1	Tgfbr1
90500	AM2	IM2	1415	0.611714	0.236842	0.236842	AM2->IM2,	Tgfb1	Tgfbr1
90501	AM1	IM2	1415	0.656393	0.236842	0.236842	AM1->IM2,	Tgfb1	Tgfbr1
90502	AT2	IM2	1415	0.095586	0.236842	0.095586	AT2->IM2/	Tgfb1	Tgfbr1
90503	AT2_Retnla	IM2	1415	0.072539	0.236842	0.072539	AT2_Retnla	Tgfb1	Tgfbr1
90504	Fibroblasts	IM2	1415	0.171429	0.236842	0.171429	Fibroblasts	Tgfb1	Tgfbr1
90505	IM2	IM1	1415	0.426316	0.565836	0.426316	IM2->IM1/	Tgfb1	Tgfbr1
90506	IM1	IM1	1415	0.437722	0.565836	0.437722	IM1->IM1/	Tgfb1	Tgfbr1
90507	AM3	IM1	1415	0.494208	0.565836	0.494208	AM3->IM1,	Tgfb1	Tgfbr1
90508	AM2	IM1	1415	0.611714	0.565836	0.565836	AM2->IM1,	Tgfb1	Tgfbr1
90509	AM1	IM1	1415	0.656393	0.565836	0.565836	AM1->IM1,	Tgfb1	Tgfbr1
90510	AT2	IM1	1415	0.095586	0.565836	0.095586	AT2->IM1/	Tgfb1	Tgfbr1
90511	AT2_Retnla	IM1	1415	0.072539	0.565836	0.072539	AT2_Retnla	Tgfb1	Tgfbr1
90512	Fibroblasts	IM1	1415	0.171429	0.565836	0.171429	Fibroblasts	Tgfb1	Tgfbr1
90513	IM2	AM3	1415	0.426316	0.432432	0.426316	IM2->AM3,	Tgfb1	Tgfbr1
90514	IM1	AM3	1415	0.437722	0.432432	0.432432	IM1->AM3,	Tgfb1	Tgfbr1
90515	AM3	AM3	1415	0.494208	0.432432	0.432432	AM3->AM3	Tgfb1	Tgfbr1
90516	AM2	AM3	1415	0.611714	0.432432	0.432432	AM2->AM3	Tgfb1	Tgfbr1
90517	AM1	AM3	1415	0.656393	0.432432	0.432432	AM1->AM3	Tgfb1	Tgfbr1
90518	AT2	AM3	1415	0.095586	0.432432	0.095586	AT2->AM3,	Tgfb1	Tgfbr1
90519	AT2_Retnla	AM3	1415	0.072539	0.432432	0.072539	AT2_Retnla	Tgfb1	Tgfbr1
90520	Fibroblasts	AM3	1415	0.171429	0.432432	0.171429	Fibroblasts	Tgfb1	Tgfbr1
90521	IM2	AM2	1415	0.426316	0.477223	0.426316	IM2->AM2,	Tgfb1	Tgfbr1
90522	IM1	AM2	1415	0.437722	0.477223	0.437722	IM1->AM2,	Tgfb1	Tgfbr1
90523	AM3	AM2	1415	0.494208	0.477223	0.477223	AM3->AM2	Tgfb1	Tgfbr1
90524	AM2	AM2	1415	0.611714	0.477223	0.477223	AM2->AM2	Tgfb1	Tgfbr1
90525	AM1	AM2	1415	0.656393	0.477223	0.477223	AM1->AM2	Tgfb1	Tgfbr1
90526	AT2	AM2	1415	0.095586	0.477223	0.095586	AT2->AM2,	Tgfb1	Tgfbr1
90527	AT2_Retnla	AM2	1415	0.072539	0.477223	0.072539	AT2_Retnla	Tgfb1	Tgfbr1
90528	Fibroblasts	AM2	1415	0.171429	0.477223	0.171429	Fibroblasts	Tgfb1	Tgfbr1
90529	IM2	AM1	1415	0.426316	0.461187	0.426316	IM2->AM1,	Tgfb1	Tgfbr1
90530	IM1	AM1	1415	0.437722	0.461187	0.437722	IM1->AM1,	Tgfb1	Tgfbr1
90531	AM3	AM1	1415	0.494208	0.461187	0.461187	AM3->AM1	Tgfb1	Tgfbr1
90532	AM2	AM1	1415	0.611714	0.461187	0.461187	AM2->AM1	Tgfb1	Tgfbr1
90533	AM1	AM1	1415	0.656393	0.461187	0.461187	AM1->AM1	Tgfb1	Tgfbr1
90534	AT2	AM1	1415	0.095586	0.461187	0.095586	AT2->AM1,	Tgfb1	Tgfbr1
90535	AT2_Retnla	AM1	1415	0.072539	0.461187	0.072539	AT2_Retnla	Tgfb1	Tgfbr1
90536	Fibroblasts	AM1	1415	0.171429	0.461187	0.171429	Fibroblasts	Tgfb1	Tgfbr1
90537	IM2	AT2	1415	0.426316	0.101495	0.101495	IM2->AT2/	Tgfb1	Tgfbr1
90538	IM1	AT2	1415	0.437722	0.101495	0.101495	IM1->AT2/	Tgfb1	Tgfbr1
90539	AM3	AT2	1415	0.494208	0.101495	0.101495	AM3->AT2,	Tgfb1	Tgfbr1
90540	AM2	AT2	1415	0.611714	0.101495	0.101495	AM2->AT2,	Tgfb1	Tgfbr1
90541	AM1	AT2	1415	0.656393	0.101495	0.101495	AM1->AT2,	Tgfb1	Tgfbr1
90542	AT2	AT2	1415	0.095586	0.101495	0.095586	AT2->AT2/	Tgfb1	Tgfbr1

90543	AT2_Retnla	AT2	1415	0.072539	0.101495	0.072539	AT2_Retnla	Tgfb1	Tgfbr1
90544	Fibroblasts	AT2	1415	0.171429	0.101495	0.101495	Fibroblasts-	Tgfb1	Tgfbr1
90545	IM2	AT2_Retnla	1415	0.426316	0.119171	0.119171	IM2->AT2_	Tgfb1	Tgfbr1
90546	IM1	AT2_Retnla	1415	0.437722	0.119171	0.119171	IM1->AT2_	Tgfb1	Tgfbr1
90547	AM3	AT2_Retnla	1415	0.494208	0.119171	0.119171	AM3->AT2_	Tgfb1	Tgfbr1
90548	AM2	AT2_Retnla	1415	0.611714	0.119171	0.119171	AM2->AT2_	Tgfb1	Tgfbr1
90549	AM1	AT2_Retnla	1415	0.656393	0.119171	0.119171	AM1->AT2_	Tgfb1	Tgfbr1
90550	AT2	AT2_Retnla	1415	0.095586	0.119171	0.095586	AT2->AT2_	Tgfb1	Tgfbr1
90551	AT2_Retnla	AT2_Retnla	1415	0.072539	0.119171	0.072539	AT2_Retnla	Tgfb1	Tgfbr1
90552	Fibroblasts	AT2_Retnla	1415	0.171429	0.119171	0.119171	Fibroblasts-	Tgfb1	Tgfbr1
90553	IM2	Fibroblasts	1415	0.426316	0.142857	0.142857	IM2->Fibro	Tgfb1	Tgfbr1
90554	IM1	Fibroblasts	1415	0.437722	0.142857	0.142857	IM1->Fibro	Tgfb1	Tgfbr1
90555	AM3	Fibroblasts	1415	0.494208	0.142857	0.142857	AM3->Fibr	Tgfb1	Tgfbr1
90556	AM2	Fibroblasts	1415	0.611714	0.142857	0.142857	AM2->Fibr	Tgfb1	Tgfbr1
90557	AM1	Fibroblasts	1415	0.656393	0.142857	0.142857	AM1->Fibr	Tgfb1	Tgfbr1
90558	AT2	Fibroblasts	1415	0.095586	0.142857	0.095586	AT2->Fibro	Tgfb1	Tgfbr1
90559	AT2_Retnla	Fibroblasts	1415	0.072539	0.142857	0.072539	AT2_Retnla	Tgfb1	Tgfbr1
90560	Fibroblasts	Fibroblasts	1415	0.171429	0.142857	0.142857	Fibroblasts-	Tgfb1	Tgfbr1
90561	IM2	IM2	1416	0.426316	0.584211	0.426316	IM2->IM2/	Tgfb1	Tgfbr2
90562	IM1	IM2	1416	0.437722	0.584211	0.437722	IM1->IM2/	Tgfb1	Tgfbr2
90563	AM3	IM2	1416	0.494208	0.584211	0.494208	AM3->IM2,	Tgfb1	Tgfbr2
90564	AM2	IM2	1416	0.611714	0.584211	0.584211	AM2->IM2,	Tgfb1	Tgfbr2
90565	AM1	IM2	1416	0.656393	0.584211	0.584211	AM1->IM2,	Tgfb1	Tgfbr2
90566	AT2	IM2	1416	0.095586	0.584211	0.095586	AT2->IM2/	Tgfb1	Tgfbr2
90567	AT2_Retnla	IM2	1416	0.072539	0.584211	0.072539	AT2_Retnla	Tgfb1	Tgfbr2
90568	Fibroblasts	IM2	1416	0.171429	0.584211	0.171429	Fibroblasts-	Tgfb1	Tgfbr2
90569	IM2	IM1	1416	0.426316	0.284698	0.284698	IM2->IM1/	Tgfb1	Tgfbr2
90570	IM1	IM1	1416	0.437722	0.284698	0.284698	IM1->IM1/	Tgfb1	Tgfbr2
90571	AM3	IM1	1416	0.494208	0.284698	0.284698	AM3->IM1,	Tgfb1	Tgfbr2
90572	AM2	IM1	1416	0.611714	0.284698	0.284698	AM2->IM1,	Tgfb1	Tgfbr2
90573	AM1	IM1	1416	0.656393	0.284698	0.284698	AM1->IM1,	Tgfb1	Tgfbr2
90574	AT2	IM1	1416	0.095586	0.284698	0.095586	AT2->IM1/	Tgfb1	Tgfbr2
90575	AT2_Retnla	IM1	1416	0.072539	0.284698	0.072539	AT2_Retnla	Tgfb1	Tgfbr2
90576	Fibroblasts	IM1	1416	0.171429	0.284698	0.171429	Fibroblasts-	Tgfb1	Tgfbr2
90577	IM2	AM3	1416	0.426316	0.521236	0.426316	IM2->AM3,	Tgfb1	Tgfbr2
90578	IM1	AM3	1416	0.437722	0.521236	0.437722	IM1->AM3,	Tgfb1	Tgfbr2
90579	AM3	AM3	1416	0.494208	0.521236	0.494208	AM3->AM3	Tgfb1	Tgfbr2
90580	AM2	AM3	1416	0.611714	0.521236	0.521236	AM2->AM3	Tgfb1	Tgfbr2
90581	AM1	AM3	1416	0.656393	0.521236	0.521236	AM1->AM3	Tgfb1	Tgfbr2
90582	AT2	AM3	1416	0.095586	0.521236	0.095586	AT2->AM3,	Tgfb1	Tgfbr2
90583	AT2_Retnla	AM3	1416	0.072539	0.521236	0.072539	AT2_Retnla	Tgfb1	Tgfbr2
90584	Fibroblasts	AM3	1416	0.171429	0.521236	0.171429	Fibroblasts-	Tgfb1	Tgfbr2
90585	IM2	AM2	1416	0.426316	0.698482	0.426316	IM2->AM2,	Tgfb1	Tgfbr2
90586	IM1	AM2	1416	0.437722	0.698482	0.437722	IM1->AM2,	Tgfb1	Tgfbr2
90587	AM3	AM2	1416	0.494208	0.698482	0.494208	AM3->AM2	Tgfb1	Tgfbr2
90588	AM2	AM2	1416	0.611714	0.698482	0.611714	AM2->AM2	Tgfb1	Tgfbr2
90589	AM1	AM2	1416	0.656393	0.698482	0.656393	AM1->AM2	Tgfb1	Tgfbr2

90590	AT2	AM2	1416	0.095586	0.698482	0.095586	AT2->AM2/	Tgfb1	Tgfbr2
90591	AT2_Retnla	AM2	1416	0.072539	0.698482	0.072539	AT2_Retnla	Tgfb1	Tgfbr2
90592	Fibroblasts	AM2	1416	0.171429	0.698482	0.171429	Fibroblasts-	Tgfb1	Tgfbr2
90593	IM2	AM1	1416	0.426316	0.565068	0.426316	IM2->AM1/	Tgfb1	Tgfbr2
90594	IM1	AM1	1416	0.437722	0.565068	0.437722	IM1->AM1/	Tgfb1	Tgfbr2
90595	AM3	AM1	1416	0.494208	0.565068	0.494208	AM3->AM1	Tgfb1	Tgfbr2
90596	AM2	AM1	1416	0.611714	0.565068	0.565068	AM2->AM1	Tgfb1	Tgfbr2
90597	AM1	AM1	1416	0.656393	0.565068	0.565068	AM1->AM1	Tgfb1	Tgfbr2
90598	AT2	AM1	1416	0.095586	0.565068	0.095586	AT2->AM1/	Tgfb1	Tgfbr2
90599	AT2_Retnla	AM1	1416	0.072539	0.565068	0.072539	AT2_Retnla	Tgfb1	Tgfbr2
90600	Fibroblasts	AM1	1416	0.171429	0.565068	0.171429	Fibroblasts-	Tgfb1	Tgfbr2
90601	IM2	AT2	1416	0.426316	0.189433	0.189433	IM2->AT2/:	Tgfb1	Tgfbr2
90602	IM1	AT2	1416	0.437722	0.189433	0.189433	IM1->AT2/:	Tgfb1	Tgfbr2
90603	AM3	AT2	1416	0.494208	0.189433	0.189433	AM3->AT2/	Tgfb1	Tgfbr2
90604	AM2	AT2	1416	0.611714	0.189433	0.189433	AM2->AT2/	Tgfb1	Tgfbr2
90605	AM1	AT2	1416	0.656393	0.189433	0.189433	AM1->AT2/	Tgfb1	Tgfbr2
90606	AT2	AT2	1416	0.095586	0.189433	0.095586	AT2->AT2/:	Tgfb1	Tgfbr2
90607	AT2_Retnla	AT2	1416	0.072539	0.189433	0.072539	AT2_Retnla	Tgfb1	Tgfbr2
90608	Fibroblasts	AT2	1416	0.171429	0.189433	0.171429	Fibroblasts-	Tgfb1	Tgfbr2
90609	IM2	AT2_Retnla	1416	0.426316	0.196891	0.196891	IM2->AT2_	Tgfb1	Tgfbr2
90610	IM1	AT2_Retnla	1416	0.437722	0.196891	0.196891	IM1->AT2_	Tgfb1	Tgfbr2
90611	AM3	AT2_Retnla	1416	0.494208	0.196891	0.196891	AM3->AT2_	Tgfb1	Tgfbr2
90612	AM2	AT2_Retnla	1416	0.611714	0.196891	0.196891	AM2->AT2_	Tgfb1	Tgfbr2
90613	AM1	AT2_Retnla	1416	0.656393	0.196891	0.196891	AM1->AT2_	Tgfb1	Tgfbr2
90614	AT2	AT2_Retnla	1416	0.095586	0.196891	0.095586	AT2->AT2_	Tgfb1	Tgfbr2
90615	AT2_Retnla	AT2_Retnla	1416	0.072539	0.196891	0.072539	AT2_Retnla	Tgfb1	Tgfbr2
90616	Fibroblasts	AT2_Retnla	1416	0.171429	0.196891	0.171429	Fibroblasts-	Tgfb1	Tgfbr2
90617	IM2	Fibroblasts	1416	0.426316	0.657143	0.426316	IM2->Fibro	Tgfb1	Tgfbr2
90618	IM1	Fibroblasts	1416	0.437722	0.657143	0.437722	IM1->Fibro	Tgfb1	Tgfbr2
90619	AM3	Fibroblasts	1416	0.494208	0.657143	0.494208	AM3->Fibro	Tgfb1	Tgfbr2
90620	AM2	Fibroblasts	1416	0.611714	0.657143	0.611714	AM2->Fibro	Tgfb1	Tgfbr2
90621	AM1	Fibroblasts	1416	0.656393	0.657143	0.656393	AM1->Fibro	Tgfb1	Tgfbr2
90622	AT2	Fibroblasts	1416	0.095586	0.657143	0.095586	AT2->Fibro	Tgfb1	Tgfbr2
90623	AT2_Retnla	Fibroblasts	1416	0.072539	0.657143	0.072539	AT2_Retnla	Tgfb1	Tgfbr2
90624	Fibroblasts	Fibroblasts	1416	0.171429	0.657143	0.171429	Fibroblasts-	Tgfb1	Tgfbr2
90681	IM2	Fibroblasts	1417	0.426316	0.333333	0.333333	IM2->Fibro	Tgfb1	Tgfbr3
90682	IM1	Fibroblasts	1417	0.437722	0.333333	0.333333	IM1->Fibro	Tgfb1	Tgfbr3
90683	AM3	Fibroblasts	1417	0.494208	0.333333	0.333333	AM3->Fibro	Tgfb1	Tgfbr3
90684	AM2	Fibroblasts	1417	0.611714	0.333333	0.333333	AM2->Fibro	Tgfb1	Tgfbr3
90685	AM1	Fibroblasts	1417	0.656393	0.333333	0.333333	AM1->Fibro	Tgfb1	Tgfbr3
90686	AT2	Fibroblasts	1417	0.095586	0.333333	0.095586	AT2->Fibro	Tgfb1	Tgfbr3
90687	AT2_Retnla	Fibroblasts	1417	0.072539	0.333333	0.072539	AT2_Retnla	Tgfb1	Tgfbr3
90688	Fibroblasts	Fibroblasts	1417	0.171429	0.333333	0.171429	Fibroblasts-	Tgfb1	Tgfbr3
90704	Fibroblasts	IM1	1418	0.114286	0.053381	0.053381	Fibroblasts-	Tgfb2	Acvr1
90712	Fibroblasts	AM3	1418	0.114286	0.073359	0.073359	Fibroblasts-	Tgfb2	Acvr1
90720	Fibroblasts	AM2	1418	0.114286	0.052061	0.052061	Fibroblasts-	Tgfb2	Acvr1
90728	Fibroblasts	AM1	1418	0.114286	0.060502	0.060502	Fibroblasts-	Tgfb2	Acvr1

90736	Fibroblasts	AT2	1418	0.114286	0.059089	0.059089	Fibroblasts	Tgfb2	Acvr1
90744	Fibroblasts	AT2_Retnla	1418	0.114286	0.056995	0.056995	Fibroblasts	Tgfb2	Acvr1
90752	Fibroblasts	Fibroblasts	1418	0.114286	0.142857	0.114286	Fibroblasts	Tgfb2	Acvr1
90760	Fibroblasts	IM2	1419	0.114286	0.073684	0.073684	Fibroblasts	Tgfb2	Eng
90768	Fibroblasts	IM1	1419	0.114286	0.081851	0.081851	Fibroblasts	Tgfb2	Eng
90816	Fibroblasts	Fibroblasts	1419	0.114286	0.152381	0.114286	Fibroblasts	Tgfb2	Eng
90824	Fibroblasts	IM2	1420	0.114286	0.236842	0.114286	Fibroblasts	Tgfb2	Tgfbr1
90832	Fibroblasts	IM1	1420	0.114286	0.565836	0.114286	Fibroblasts	Tgfb2	Tgfbr1
90840	Fibroblasts	AM3	1420	0.114286	0.432432	0.114286	Fibroblasts	Tgfb2	Tgfbr1
90848	Fibroblasts	AM2	1420	0.114286	0.477223	0.114286	Fibroblasts	Tgfb2	Tgfbr1
90856	Fibroblasts	AM1	1420	0.114286	0.461187	0.114286	Fibroblasts	Tgfb2	Tgfbr1
90864	Fibroblasts	AT2	1420	0.114286	0.101495	0.101495	Fibroblasts	Tgfb2	Tgfbr1
90872	Fibroblasts	AT2_Retnla	1420	0.114286	0.119171	0.114286	Fibroblasts	Tgfb2	Tgfbr1
90880	Fibroblasts	Fibroblasts	1420	0.114286	0.142857	0.114286	Fibroblasts	Tgfb2	Tgfbr1
90888	Fibroblasts	IM2	1421	0.114286	0.584211	0.114286	Fibroblasts	Tgfb2	Tgfbr2
90896	Fibroblasts	IM1	1421	0.114286	0.284698	0.114286	Fibroblasts	Tgfb2	Tgfbr2
90904	Fibroblasts	AM3	1421	0.114286	0.521236	0.114286	Fibroblasts	Tgfb2	Tgfbr2
90912	Fibroblasts	AM2	1421	0.114286	0.698482	0.114286	Fibroblasts	Tgfb2	Tgfbr2
90920	Fibroblasts	AM1	1421	0.114286	0.565068	0.114286	Fibroblasts	Tgfb2	Tgfbr2
90928	Fibroblasts	AT2	1421	0.114286	0.189433	0.114286	Fibroblasts	Tgfb2	Tgfbr2
90936	Fibroblasts	AT2_Retnla	1421	0.114286	0.196891	0.114286	Fibroblasts	Tgfb2	Tgfbr2
90944	Fibroblasts	Fibroblasts	1421	0.114286	0.657143	0.114286	Fibroblasts	Tgfb2	Tgfbr2
91008	Fibroblasts	Fibroblasts	1422	0.114286	0.333333	0.114286	Fibroblasts	Tgfb2	Tgfbr3
91014	AT2	IM2	1423	0.060132	0.136842	0.060132	AT2->IM2/	Tgfb3	Acvrl1
91015	AT2_Retnla	IM2	1423	0.072539	0.136842	0.072539	AT2_Retnla	Tgfb3	Acvrl1
91016	Fibroblasts	IM2	1423	0.266667	0.136842	0.136842	Fibroblasts	Tgfb3	Acvrl1
91022	AT2	IM1	1423	0.060132	0.274021	0.060132	AT2->IM1/	Tgfb3	Acvrl1
91023	AT2_Retnla	IM1	1423	0.072539	0.274021	0.072539	AT2_Retnla	Tgfb3	Acvrl1
91024	Fibroblasts	IM1	1423	0.266667	0.274021	0.266667	Fibroblasts	Tgfb3	Acvrl1
91030	AT2	AM3	1423	0.060132	0.162162	0.060132	AT2->AM3/	Tgfb3	Acvrl1
91031	AT2_Retnla	AM3	1423	0.072539	0.162162	0.072539	AT2_Retnla	Tgfb3	Acvrl1
91032	Fibroblasts	AM3	1423	0.266667	0.162162	0.162162	Fibroblasts	Tgfb3	Acvrl1
91038	AT2	AM2	1423	0.060132	0.143167	0.060132	AT2->AM2/	Tgfb3	Acvrl1
91039	AT2_Retnla	AM2	1423	0.072539	0.143167	0.072539	AT2_Retnla	Tgfb3	Acvrl1
91040	Fibroblasts	AM2	1423	0.266667	0.143167	0.143167	Fibroblasts	Tgfb3	Acvrl1
91046	AT2	AM1	1423	0.060132	0.139269	0.060132	AT2->AM1/	Tgfb3	Acvrl1
91047	AT2_Retnla	AM1	1423	0.072539	0.139269	0.072539	AT2_Retnla	Tgfb3	Acvrl1
91048	Fibroblasts	AM1	1423	0.266667	0.139269	0.139269	Fibroblasts	Tgfb3	Acvrl1
91070	AT2	Fibroblasts	1423	0.060132	0.314286	0.060132	AT2->Fibrol	Tgfb3	Acvrl1
91071	AT2_Retnla	Fibroblasts	1423	0.072539	0.314286	0.072539	AT2_Retnla	Tgfb3	Acvrl1
91072	Fibroblasts	Fibroblasts	1423	0.266667	0.314286	0.266667	Fibroblasts	Tgfb3	Acvrl1
91078	AT2	IM2	1424	0.060132	0.073684	0.060132	AT2->IM2/	Tgfb3	Eng
91079	AT2_Retnla	IM2	1424	0.072539	0.073684	0.072539	AT2_Retnla	Tgfb3	Eng
91080	Fibroblasts	IM2	1424	0.266667	0.073684	0.073684	Fibroblasts	Tgfb3	Eng
91086	AT2	IM1	1424	0.060132	0.081851	0.060132	AT2->IM1/	Tgfb3	Eng
91087	AT2_Retnla	IM1	1424	0.072539	0.081851	0.072539	AT2_Retnla	Tgfb3	Eng
91088	Fibroblasts	IM1	1424	0.266667	0.081851	0.081851	Fibroblasts	Tgfb3	Eng

91134	AT2	Fibroblasts	1424	0.060132	0.152381	0.060132	AT2->Fibrol	Tgfb3	Eng
91135	AT2_Retnla	Fibroblasts	1424	0.072539	0.152381	0.072539	AT2_Retnla	Tgfb3	Eng
91136	Fibroblasts	Fibroblasts	1424	0.266667	0.152381	0.152381	Fibroblasts·	Tgfb3	Eng
91142	AT2	IM2	1425	0.060132	0.236842	0.060132	AT2->IM2/:	Tgfb3	Tgfbr1
91143	AT2_Retnla	IM2	1425	0.072539	0.236842	0.072539	AT2_Retnla	Tgfb3	Tgfbr1
91144	Fibroblasts	IM2	1425	0.266667	0.236842	0.236842	Fibroblasts·	Tgfb3	Tgfbr1
91150	AT2	IM1	1425	0.060132	0.565836	0.060132	AT2->IM1/:	Tgfb3	Tgfbr1
91151	AT2_Retnla	IM1	1425	0.072539	0.565836	0.072539	AT2_Retnla	Tgfb3	Tgfbr1
91152	Fibroblasts	IM1	1425	0.266667	0.565836	0.266667	Fibroblasts·	Tgfb3	Tgfbr1
91158	AT2	AM3	1425	0.060132	0.432432	0.060132	AT2->AM3/	Tgfb3	Tgfbr1
91159	AT2_Retnla	AM3	1425	0.072539	0.432432	0.072539	AT2_Retnla	Tgfb3	Tgfbr1
91160	Fibroblasts	AM3	1425	0.266667	0.432432	0.266667	Fibroblasts·	Tgfb3	Tgfbr1
91166	AT2	AM2	1425	0.060132	0.477223	0.060132	AT2->AM2/	Tgfb3	Tgfbr1
91167	AT2_Retnla	AM2	1425	0.072539	0.477223	0.072539	AT2_Retnla	Tgfb3	Tgfbr1
91168	Fibroblasts	AM2	1425	0.266667	0.477223	0.266667	Fibroblasts·	Tgfb3	Tgfbr1
91174	AT2	AM1	1425	0.060132	0.461187	0.060132	AT2->AM1/	Tgfb3	Tgfbr1
91175	AT2_Retnla	AM1	1425	0.072539	0.461187	0.072539	AT2_Retnla	Tgfb3	Tgfbr1
91176	Fibroblasts	AM1	1425	0.266667	0.461187	0.266667	Fibroblasts·	Tgfb3	Tgfbr1
91182	AT2	AT2	1425	0.060132	0.101495	0.060132	AT2->AT2/:	Tgfb3	Tgfbr1
91183	AT2_Retnla	AT2	1425	0.072539	0.101495	0.072539	AT2_Retnla	Tgfb3	Tgfbr1
91184	Fibroblasts	AT2	1425	0.266667	0.101495	0.101495	Fibroblasts·	Tgfb3	Tgfbr1
91190	AT2	AT2_Retnla	1425	0.060132	0.119171	0.060132	AT2->AT2_I	Tgfb3	Tgfbr1
91191	AT2_Retnla	AT2_Retnla	1425	0.072539	0.119171	0.072539	AT2_Retnla	Tgfb3	Tgfbr1
91192	Fibroblasts	AT2_Retnla	1425	0.266667	0.119171	0.119171	Fibroblasts·	Tgfb3	Tgfbr1
91198	AT2	Fibroblasts	1425	0.060132	0.142857	0.060132	AT2->Fibrol	Tgfb3	Tgfbr1
91199	AT2_Retnla	Fibroblasts	1425	0.072539	0.142857	0.072539	AT2_Retnla	Tgfb3	Tgfbr1
91200	Fibroblasts	Fibroblasts	1425	0.266667	0.142857	0.142857	Fibroblasts·	Tgfb3	Tgfbr1
91206	AT2	IM2	1426	0.060132	0.584211	0.060132	AT2->IM2/:	Tgfb3	Tgfbr2
91207	AT2_Retnla	IM2	1426	0.072539	0.584211	0.072539	AT2_Retnla	Tgfb3	Tgfbr2
91208	Fibroblasts	IM2	1426	0.266667	0.584211	0.266667	Fibroblasts·	Tgfb3	Tgfbr2
91214	AT2	IM1	1426	0.060132	0.284698	0.060132	AT2->IM1/:	Tgfb3	Tgfbr2
91215	AT2_Retnla	IM1	1426	0.072539	0.284698	0.072539	AT2_Retnla	Tgfb3	Tgfbr2
91216	Fibroblasts	IM1	1426	0.266667	0.284698	0.266667	Fibroblasts·	Tgfb3	Tgfbr2
91222	AT2	AM3	1426	0.060132	0.521236	0.060132	AT2->AM3/	Tgfb3	Tgfbr2
91223	AT2_Retnla	AM3	1426	0.072539	0.521236	0.072539	AT2_Retnla	Tgfb3	Tgfbr2
91224	Fibroblasts	AM3	1426	0.266667	0.521236	0.266667	Fibroblasts·	Tgfb3	Tgfbr2
91230	AT2	AM2	1426	0.060132	0.698482	0.060132	AT2->AM2/	Tgfb3	Tgfbr2
91231	AT2_Retnla	AM2	1426	0.072539	0.698482	0.072539	AT2_Retnla	Tgfb3	Tgfbr2
91232	Fibroblasts	AM2	1426	0.266667	0.698482	0.266667	Fibroblasts·	Tgfb3	Tgfbr2
91238	AT2	AM1	1426	0.060132	0.565068	0.060132	AT2->AM1/	Tgfb3	Tgfbr2
91239	AT2_Retnla	AM1	1426	0.072539	0.565068	0.072539	AT2_Retnla	Tgfb3	Tgfbr2
91240	Fibroblasts	AM1	1426	0.266667	0.565068	0.266667	Fibroblasts·	Tgfb3	Tgfbr2
91246	AT2	AT2	1426	0.060132	0.189433	0.060132	AT2->AT2/:	Tgfb3	Tgfbr2
91247	AT2_Retnla	AT2	1426	0.072539	0.189433	0.072539	AT2_Retnla	Tgfb3	Tgfbr2
91248	Fibroblasts	AT2	1426	0.266667	0.189433	0.189433	Fibroblasts·	Tgfb3	Tgfbr2
91254	AT2	AT2_Retnla	1426	0.060132	0.196891	0.060132	AT2->AT2_I	Tgfb3	Tgfbr2
91255	AT2_Retnla	AT2_Retnla	1426	0.072539	0.196891	0.072539	AT2_Retnla	Tgfb3	Tgfbr2

91256	Fibroblasts	AT2_Retnla	1426	0.266667	0.196891	0.196891	Fibroblasts-	Tgfb3	Tgfbr2
91262	AT2	Fibroblasts	1426	0.060132	0.657143	0.060132	AT2->Fibrol	Tgfb3	Tgfbr2
91263	AT2_Retnla	Fibroblasts	1426	0.072539	0.657143	0.072539	AT2_Retnla	Tgfb3	Tgfbr2
91264	Fibroblasts	Fibroblasts	1426	0.266667	0.657143	0.266667	Fibroblasts-	Tgfb3	Tgfbr2
91326	AT2	Fibroblasts	1427	0.060132	0.333333	0.060132	AT2->Fibrol	Tgfb3	Tgfbr3
91327	AT2_Retnla	Fibroblasts	1427	0.072539	0.333333	0.072539	AT2_Retnla	Tgfb3	Tgfbr3
91328	Fibroblasts	Fibroblasts	1427	0.266667	0.333333	0.266667	Fibroblasts-	Tgfb3	Tgfbr3
91330	IM1	IM2	1428	0.099644	0.147368	0.099644	IM1->IM2/	Tgm2	Itga4
91331	AM3	IM2	1428	0.602317	0.147368	0.147368	AM3->IM2,	Tgm2	Itga4
91332	AM2	IM2	1428	0.685466	0.147368	0.147368	AM2->IM2,	Tgm2	Itga4
91333	AM1	IM2	1428	0.522831	0.147368	0.147368	AM1->IM2,	Tgm2	Itga4
91334	AT2	IM2	1428	0.055961	0.147368	0.055961	AT2->IM2/:	Tgm2	Itga4
91335	AT2_Retnla	IM2	1428	0.134715	0.147368	0.134715	AT2_Retnla	Tgm2	Itga4
91336	Fibroblasts	IM2	1428	0.485714	0.147368	0.147368	Fibroblasts-	Tgm2	Itga4
91338	IM1	IM1	1428	0.099644	0.209964	0.099644	IM1->IM1/	Tgm2	Itga4
91339	AM3	IM1	1428	0.602317	0.209964	0.209964	AM3->IM1,	Tgm2	Itga4
91340	AM2	IM1	1428	0.685466	0.209964	0.209964	AM2->IM1,	Tgm2	Itga4
91341	AM1	IM1	1428	0.522831	0.209964	0.209964	AM1->IM1,	Tgm2	Itga4
91342	AT2	IM1	1428	0.055961	0.209964	0.055961	AT2->IM1/:	Tgm2	Itga4
91343	AT2_Retnla	IM1	1428	0.134715	0.209964	0.134715	AT2_Retnla	Tgm2	Itga4
91344	Fibroblasts	IM1	1428	0.485714	0.209964	0.209964	Fibroblasts-	Tgm2	Itga4
91346	IM1	AM3	1428	0.099644	0.146718	0.099644	IM1->AM3,	Tgm2	Itga4
91347	AM3	AM3	1428	0.602317	0.146718	0.146718	AM3->AM3	Tgm2	Itga4
91348	AM2	AM3	1428	0.685466	0.146718	0.146718	AM2->AM3	Tgm2	Itga4
91349	AM1	AM3	1428	0.522831	0.146718	0.146718	AM1->AM3	Tgm2	Itga4
91350	AT2	AM3	1428	0.055961	0.146718	0.055961	AT2->AM3,	Tgm2	Itga4
91351	AT2_Retnla	AM3	1428	0.134715	0.146718	0.134715	AT2_Retnla	Tgm2	Itga4
91352	Fibroblasts	AM3	1428	0.485714	0.146718	0.146718	Fibroblasts-	Tgm2	Itga4
91354	IM1	AM2	1428	0.099644	0.121475	0.099644	IM1->AM2,	Tgm2	Itga4
91355	AM3	AM2	1428	0.602317	0.121475	0.121475	AM3->AM2	Tgm2	Itga4
91356	AM2	AM2	1428	0.685466	0.121475	0.121475	AM2->AM2	Tgm2	Itga4
91357	AM1	AM2	1428	0.522831	0.121475	0.121475	AM1->AM2	Tgm2	Itga4
91358	AT2	AM2	1428	0.055961	0.121475	0.055961	AT2->AM2,	Tgm2	Itga4
91359	AT2_Retnla	AM2	1428	0.134715	0.121475	0.121475	AT2_Retnla	Tgm2	Itga4
91360	Fibroblasts	AM2	1428	0.485714	0.121475	0.121475	Fibroblasts-	Tgm2	Itga4
91362	IM1	AM1	1428	0.099644	0.184932	0.099644	IM1->AM1,	Tgm2	Itga4
91363	AM3	AM1	1428	0.602317	0.184932	0.184932	AM3->AM1	Tgm2	Itga4
91364	AM2	AM1	1428	0.685466	0.184932	0.184932	AM2->AM1	Tgm2	Itga4
91365	AM1	AM1	1428	0.522831	0.184932	0.184932	AM1->AM1	Tgm2	Itga4
91366	AT2	AM1	1428	0.055961	0.184932	0.055961	AT2->AM1,	Tgm2	Itga4
91367	AT2_Retnla	AM1	1428	0.134715	0.184932	0.134715	AT2_Retnla	Tgm2	Itga4
91368	Fibroblasts	AM1	1428	0.485714	0.184932	0.184932	Fibroblasts-	Tgm2	Itga4
91386	IM1	Fibroblasts	1428	0.099644	0.095238	0.095238	IM1->Fibro	Tgm2	Itga4
91387	AM3	Fibroblasts	1428	0.602317	0.095238	0.095238	AM3->Fibr	Tgm2	Itga4
91388	AM2	Fibroblasts	1428	0.685466	0.095238	0.095238	AM2->Fibr	Tgm2	Itga4
91389	AM1	Fibroblasts	1428	0.522831	0.095238	0.095238	AM1->Fibr	Tgm2	Itga4
91390	AT2	Fibroblasts	1428	0.055961	0.095238	0.055961	AT2->Fibrol	Tgm2	Itga4

91391	AT2_Retnla	Fibroblasts	1428	0.134715	0.095238	0.095238	AT2_Retnla	Tgm2	Itga4
91392	Fibroblasts	Fibroblasts	1428	0.485714	0.095238	0.095238	Fibroblasts	Tgm2	Itga4
91394	IM1	IM2	1429	0.099644	0.094737	0.094737	IM1->IM2/	Tgm2	Itga9
91395	AM3	IM2	1429	0.602317	0.094737	0.094737	AM3->IM2,	Tgm2	Itga9
91396	AM2	IM2	1429	0.685466	0.094737	0.094737	AM2->IM2,	Tgm2	Itga9
91397	AM1	IM2	1429	0.522831	0.094737	0.094737	AM1->IM2,	Tgm2	Itga9
91398	AT2	IM2	1429	0.055961	0.094737	0.055961	AT2->IM2/	Tgm2	Itga9
91399	AT2_Retnla	IM2	1429	0.134715	0.094737	0.094737	AT2_Retnla	Tgm2	Itga9
91400	Fibroblasts	IM2	1429	0.485714	0.094737	0.094737	Fibroblasts	Tgm2	Itga9
91402	IM1	IM1	1429	0.099644	0.092527	0.092527	IM1->IM1/	Tgm2	Itga9
91403	AM3	IM1	1429	0.602317	0.092527	0.092527	AM3->IM1,	Tgm2	Itga9
91404	AM2	IM1	1429	0.685466	0.092527	0.092527	AM2->IM1,	Tgm2	Itga9
91405	AM1	IM1	1429	0.522831	0.092527	0.092527	AM1->IM1,	Tgm2	Itga9
91406	AT2	IM1	1429	0.055961	0.092527	0.055961	AT2->IM1/	Tgm2	Itga9
91407	AT2_Retnla	IM1	1429	0.134715	0.092527	0.092527	AT2_Retnla	Tgm2	Itga9
91408	Fibroblasts	IM1	1429	0.485714	0.092527	0.092527	Fibroblasts	Tgm2	Itga9
91434	IM1	AT2	1429	0.099644	0.368092	0.099644	IM1->AT2/	Tgm2	Itga9
91435	AM3	AT2	1429	0.602317	0.368092	0.368092	AM3->AT2,	Tgm2	Itga9
91436	AM2	AT2	1429	0.685466	0.368092	0.368092	AM2->AT2,	Tgm2	Itga9
91437	AM1	AT2	1429	0.522831	0.368092	0.368092	AM1->AT2,	Tgm2	Itga9
91438	AT2	AT2	1429	0.055961	0.368092	0.055961	AT2->AT2/	Tgm2	Itga9
91439	AT2_Retnla	AT2	1429	0.134715	0.368092	0.134715	AT2_Retnla	Tgm2	Itga9
91440	Fibroblasts	AT2	1429	0.485714	0.368092	0.368092	Fibroblasts	Tgm2	Itga9
91442	IM1	AT2_Retnla	1429	0.099644	0.352332	0.099644	IM1->AT2_	Tgm2	Itga9
91443	AM3	AT2_Retnla	1429	0.602317	0.352332	0.352332	AM3->AT2_	Tgm2	Itga9
91444	AM2	AT2_Retnla	1429	0.685466	0.352332	0.352332	AM2->AT2_	Tgm2	Itga9
91445	AM1	AT2_Retnla	1429	0.522831	0.352332	0.352332	AM1->AT2_	Tgm2	Itga9
91446	AT2	AT2_Retnla	1429	0.055961	0.352332	0.055961	AT2->AT2_	Tgm2	Itga9
91447	AT2_Retnla	AT2_Retnla	1429	0.134715	0.352332	0.134715	AT2_Retnla	Tgm2	Itga9
91448	Fibroblasts	AT2_Retnla	1429	0.485714	0.352332	0.352332	Fibroblasts	Tgm2	Itga9
91450	IM1	Fibroblasts	1429	0.099644	0.133333	0.099644	IM1->Fibro	Tgm2	Itga9
91451	AM3	Fibroblasts	1429	0.602317	0.133333	0.133333	AM3->Fibr	Tgm2	Itga9
91452	AM2	Fibroblasts	1429	0.685466	0.133333	0.133333	AM2->Fibr	Tgm2	Itga9
91453	AM1	Fibroblasts	1429	0.522831	0.133333	0.133333	AM1->Fibr	Tgm2	Itga9
91454	AT2	Fibroblasts	1429	0.055961	0.133333	0.055961	AT2->Fibro	Tgm2	Itga9
91455	AT2_Retnla	Fibroblasts	1429	0.134715	0.133333	0.133333	AT2_Retnla	Tgm2	Itga9
91456	Fibroblasts	Fibroblasts	1429	0.485714	0.133333	0.133333	Fibroblasts	Tgm2	Itga9
91458	IM1	IM2	1430	0.099644	0.321053	0.099644	IM1->IM2/	Tgm2	Itgb1
91459	AM3	IM2	1430	0.602317	0.321053	0.321053	AM3->IM2,	Tgm2	Itgb1
91460	AM2	IM2	1430	0.685466	0.321053	0.321053	AM2->IM2,	Tgm2	Itgb1
91461	AM1	IM2	1430	0.522831	0.321053	0.321053	AM1->IM2,	Tgm2	Itgb1
91462	AT2	IM2	1430	0.055961	0.321053	0.055961	AT2->IM2/	Tgm2	Itgb1
91463	AT2_Retnla	IM2	1430	0.134715	0.321053	0.134715	AT2_Retnla	Tgm2	Itgb1
91464	Fibroblasts	IM2	1430	0.485714	0.321053	0.321053	Fibroblasts	Tgm2	Itgb1
91466	IM1	IM1	1430	0.099644	0.377224	0.099644	IM1->IM1/	Tgm2	Itgb1
91467	AM3	IM1	1430	0.602317	0.377224	0.377224	AM3->IM1,	Tgm2	Itgb1
91468	AM2	IM1	1430	0.685466	0.377224	0.377224	AM2->IM1,	Tgm2	Itgb1

91469	AM1	IM1	1430	0.522831	0.377224	0.377224	AM1->IM1,	Tgm2	Itgb1
91470	AT2	IM1	1430	0.055961	0.377224	0.055961	AT2->IM1/	Tgm2	Itgb1
91471	AT2_Retnla	IM1	1430	0.134715	0.377224	0.134715	AT2_Retnla	Tgm2	Itgb1
91472	Fibroblasts	IM1	1430	0.485714	0.377224	0.377224	Fibroblasts-	Tgm2	Itgb1
91474	IM1	AM3	1430	0.099644	0.633205	0.099644	IM1->AM3,	Tgm2	Itgb1
91475	AM3	AM3	1430	0.602317	0.633205	0.602317	AM3->AM3	Tgm2	Itgb1
91476	AM2	AM3	1430	0.685466	0.633205	0.633205	AM2->AM3	Tgm2	Itgb1
91477	AM1	AM3	1430	0.522831	0.633205	0.522831	AM1->AM3	Tgm2	Itgb1
91478	AT2	AM3	1430	0.055961	0.633205	0.055961	AT2->AM3,	Tgm2	Itgb1
91479	AT2_Retnla	AM3	1430	0.134715	0.633205	0.134715	AT2_Retnla	Tgm2	Itgb1
91480	Fibroblasts	AM3	1430	0.485714	0.633205	0.485714	Fibroblasts-	Tgm2	Itgb1
91482	IM1	AM2	1430	0.099644	0.572668	0.099644	IM1->AM2,	Tgm2	Itgb1
91483	AM3	AM2	1430	0.602317	0.572668	0.572668	AM3->AM2	Tgm2	Itgb1
91484	AM2	AM2	1430	0.685466	0.572668	0.572668	AM2->AM2	Tgm2	Itgb1
91485	AM1	AM2	1430	0.522831	0.572668	0.522831	AM1->AM2	Tgm2	Itgb1
91486	AT2	AM2	1430	0.055961	0.572668	0.055961	AT2->AM2,	Tgm2	Itgb1
91487	AT2_Retnla	AM2	1430	0.134715	0.572668	0.134715	AT2_Retnla	Tgm2	Itgb1
91488	Fibroblasts	AM2	1430	0.485714	0.572668	0.485714	Fibroblasts-	Tgm2	Itgb1
91490	IM1	AM1	1430	0.099644	0.509132	0.099644	IM1->AM1,	Tgm2	Itgb1
91491	AM3	AM1	1430	0.602317	0.509132	0.509132	AM3->AM1	Tgm2	Itgb1
91492	AM2	AM1	1430	0.685466	0.509132	0.509132	AM2->AM1	Tgm2	Itgb1
91493	AM1	AM1	1430	0.522831	0.509132	0.509132	AM1->AM1	Tgm2	Itgb1
91494	AT2	AM1	1430	0.055961	0.509132	0.055961	AT2->AM1,	Tgm2	Itgb1
91495	AT2_Retnla	AM1	1430	0.134715	0.509132	0.134715	AT2_Retnla	Tgm2	Itgb1
91496	Fibroblasts	AM1	1430	0.485714	0.509132	0.485714	Fibroblasts-	Tgm2	Itgb1
91498	IM1	AT2	1430	0.099644	0.421967	0.099644	IM1->AT2/	Tgm2	Itgb1
91499	AM3	AT2	1430	0.602317	0.421967	0.421967	AM3->AT2,	Tgm2	Itgb1
91500	AM2	AT2	1430	0.685466	0.421967	0.421967	AM2->AT2,	Tgm2	Itgb1
91501	AM1	AT2	1430	0.522831	0.421967	0.421967	AM1->AT2,	Tgm2	Itgb1
91502	AT2	AT2	1430	0.055961	0.421967	0.055961	AT2->AT2/	Tgm2	Itgb1
91503	AT2_Retnla	AT2	1430	0.134715	0.421967	0.134715	AT2_Retnla	Tgm2	Itgb1
91504	Fibroblasts	AT2	1430	0.485714	0.421967	0.421967	Fibroblasts-	Tgm2	Itgb1
91506	IM1	AT2_Retnla	1430	0.099644	0.430052	0.099644	IM1->AT2_	Tgm2	Itgb1
91507	AM3	AT2_Retnla	1430	0.602317	0.430052	0.430052	AM3->AT2_	Tgm2	Itgb1
91508	AM2	AT2_Retnla	1430	0.685466	0.430052	0.430052	AM2->AT2_	Tgm2	Itgb1
91509	AM1	AT2_Retnla	1430	0.522831	0.430052	0.430052	AM1->AT2_	Tgm2	Itgb1
91510	AT2	AT2_Retnla	1430	0.055961	0.430052	0.055961	AT2->AT2_	Tgm2	Itgb1
91511	AT2_Retnla	AT2_Retnla	1430	0.134715	0.430052	0.134715	AT2_Retnla	Tgm2	Itgb1
91512	Fibroblasts	AT2_Retnla	1430	0.485714	0.430052	0.430052	Fibroblasts-	Tgm2	Itgb1
91514	IM1	Fibroblasts	1430	0.099644	0.666667	0.099644	IM1->Fibro	Tgm2	Itgb1
91515	AM3	Fibroblasts	1430	0.602317	0.666667	0.602317	AM3->Fibr	Tgm2	Itgb1
91516	AM2	Fibroblasts	1430	0.685466	0.666667	0.666667	AM2->Fibr	Tgm2	Itgb1
91517	AM1	Fibroblasts	1430	0.522831	0.666667	0.522831	AM1->Fibr	Tgm2	Itgb1
91518	AT2	Fibroblasts	1430	0.055961	0.666667	0.055961	AT2->Fibro	Tgm2	Itgb1
91519	AT2_Retnla	Fibroblasts	1430	0.134715	0.666667	0.134715	AT2_Retnla	Tgm2	Itgb1
91520	Fibroblasts	Fibroblasts	1430	0.485714	0.666667	0.485714	Fibroblasts-	Tgm2	Itgb1
91586	IM1	IM2	1432	0.099644	0.357895	0.099644	IM1->IM2/	Tgm2	Sdc4

91587	AM3	IM2	1432	0.602317	0.357895	0.357895	AM3->IM2,	Tgm2	Sdc4
91588	AM2	IM2	1432	0.685466	0.357895	0.357895	AM2->IM2,	Tgm2	Sdc4
91589	AM1	IM2	1432	0.522831	0.357895	0.357895	AM1->IM2,	Tgm2	Sdc4
91590	AT2	IM2	1432	0.055961	0.357895	0.055961	AT2->IM2/:	Tgm2	Sdc4
91591	AT2_Retnla	IM2	1432	0.134715	0.357895	0.134715	AT2_Retnla	Tgm2	Sdc4
91592	Fibroblasts	IM2	1432	0.485714	0.357895	0.357895	Fibroblasts·	Tgm2	Sdc4
91594	IM1	IM1	1432	0.099644	0.27758	0.099644	IM1->IM1/	Tgm2	Sdc4
91595	AM3	IM1	1432	0.602317	0.27758	0.27758	AM3->IM1,	Tgm2	Sdc4
91596	AM2	IM1	1432	0.685466	0.27758	0.27758	AM2->IM1,	Tgm2	Sdc4
91597	AM1	IM1	1432	0.522831	0.27758	0.27758	AM1->IM1,	Tgm2	Sdc4
91598	AT2	IM1	1432	0.055961	0.27758	0.055961	AT2->IM1/:	Tgm2	Sdc4
91599	AT2_Retnla	IM1	1432	0.134715	0.27758	0.134715	AT2_Retnla	Tgm2	Sdc4
91600	Fibroblasts	IM1	1432	0.485714	0.27758	0.27758	Fibroblasts·	Tgm2	Sdc4
91602	IM1	AM3	1432	0.099644	0.146718	0.099644	IM1->AM3,	Tgm2	Sdc4
91603	AM3	AM3	1432	0.602317	0.146718	0.146718	AM3->AM3	Tgm2	Sdc4
91604	AM2	AM3	1432	0.685466	0.146718	0.146718	AM2->AM3	Tgm2	Sdc4
91605	AM1	AM3	1432	0.522831	0.146718	0.146718	AM1->AM3	Tgm2	Sdc4
91606	AT2	AM3	1432	0.055961	0.146718	0.055961	AT2->AM3,	Tgm2	Sdc4
91607	AT2_Retnla	AM3	1432	0.134715	0.146718	0.134715	AT2_Retnla	Tgm2	Sdc4
91608	Fibroblasts	AM3	1432	0.485714	0.146718	0.146718	Fibroblasts·	Tgm2	Sdc4
91626	IM1	AT2	1432	0.099644	0.89642	0.099644	IM1->AT2/:	Tgm2	Sdc4
91627	AM3	AT2	1432	0.602317	0.89642	0.602317	AM3->AT2,	Tgm2	Sdc4
91628	AM2	AT2	1432	0.685466	0.89642	0.685466	AM2->AT2,	Tgm2	Sdc4
91629	AM1	AT2	1432	0.522831	0.89642	0.522831	AM1->AT2,	Tgm2	Sdc4
91630	AT2	AT2	1432	0.055961	0.89642	0.055961	AT2->AT2/:	Tgm2	Sdc4
91631	AT2_Retnla	AT2	1432	0.134715	0.89642	0.134715	AT2_Retnla	Tgm2	Sdc4
91632	Fibroblasts	AT2	1432	0.485714	0.89642	0.485714	Fibroblasts·	Tgm2	Sdc4
91634	IM1	AT2_Retnla	1432	0.099644	0.927461	0.099644	IM1->AT2_	Tgm2	Sdc4
91635	AM3	AT2_Retnla	1432	0.602317	0.927461	0.602317	AM3->AT2_	Tgm2	Sdc4
91636	AM2	AT2_Retnla	1432	0.685466	0.927461	0.685466	AM2->AT2_	Tgm2	Sdc4
91637	AM1	AT2_Retnla	1432	0.522831	0.927461	0.522831	AM1->AT2_	Tgm2	Sdc4
91638	AT2	AT2_Retnla	1432	0.055961	0.927461	0.055961	AT2->AT2_	Tgm2	Sdc4
91639	AT2_Retnla	AT2_Retnla	1432	0.134715	0.927461	0.134715	AT2_Retnla	Tgm2	Sdc4
91640	Fibroblasts	AT2_Retnla	1432	0.485714	0.927461	0.485714	Fibroblasts·	Tgm2	Sdc4
91642	IM1	Fibroblasts	1432	0.099644	0.552381	0.099644	IM1->Fibro	Tgm2	Sdc4
91643	AM3	Fibroblasts	1432	0.602317	0.552381	0.552381	AM3->Fibr	Tgm2	Sdc4
91644	AM2	Fibroblasts	1432	0.685466	0.552381	0.552381	AM2->Fibr	Tgm2	Sdc4
91645	AM1	Fibroblasts	1432	0.522831	0.552381	0.522831	AM1->Fibr	Tgm2	Sdc4
91646	AT2	Fibroblasts	1432	0.055961	0.552381	0.055961	AT2->Fibro	Tgm2	Sdc4
91647	AT2_Retnla	Fibroblasts	1432	0.134715	0.552381	0.134715	AT2_Retnla	Tgm2	Sdc4
91648	Fibroblasts	Fibroblasts	1432	0.485714	0.552381	0.485714	Fibroblasts·	Tgm2	Sdc4
91719	AT2_Retnla	IM2	1434	0.088083	0.468421	0.088083	AT2_Retnla	Thbs1	Cd36
91720	Fibroblasts	IM2	1434	0.228571	0.468421	0.228571	Fibroblasts·	Thbs1	Cd36
91727	AT2_Retnla	IM1	1434	0.088083	0.24911	0.088083	AT2_Retnla	Thbs1	Cd36
91728	Fibroblasts	IM1	1434	0.228571	0.24911	0.228571	Fibroblasts·	Thbs1	Cd36
91735	AT2_Retnla	AM3	1434	0.088083	0.84556	0.088083	AT2_Retnla	Thbs1	Cd36
91736	Fibroblasts	AM3	1434	0.228571	0.84556	0.228571	Fibroblasts·	Thbs1	Cd36

91743	AT2_Retnla	AM2	1434	0.088083	0.681128	0.088083	AT2_Retnla	Thbs1	Cd36
91744	Fibroblasts	AM2	1434	0.228571	0.681128	0.228571	Fibroblasts	Thbs1	Cd36
91751	AT2_Retnla	AM1	1434	0.088083	0.58105	0.088083	AT2_Retnla	Thbs1	Cd36
91752	Fibroblasts	AM1	1434	0.228571	0.58105	0.228571	Fibroblasts	Thbs1	Cd36
91759	AT2_Retnla	AT2	1434	0.088083	0.903719	0.088083	AT2_Retnla	Thbs1	Cd36
91760	Fibroblasts	AT2	1434	0.228571	0.903719	0.228571	Fibroblasts	Thbs1	Cd36
91767	AT2_Retnla	AT2_Retnla	1434	0.088083	0.891192	0.088083	AT2_Retnla	Thbs1	Cd36
91768	Fibroblasts	AT2_Retnla	1434	0.228571	0.891192	0.228571	Fibroblasts	Thbs1	Cd36
91775	AT2_Retnla	Fibroblasts	1434	0.088083	0.066667	0.066667	AT2_Retnla	Thbs1	Cd36
91776	Fibroblasts	Fibroblasts	1434	0.228571	0.066667	0.066667	Fibroblasts	Thbs1	Cd36
91783	AT2_Retnla	IM2	1435	0.088083	0.568421	0.088083	AT2_Retnla	Thbs1	Cd47
91784	Fibroblasts	IM2	1435	0.228571	0.568421	0.228571	Fibroblasts	Thbs1	Cd47
91791	AT2_Retnla	IM1	1435	0.088083	0.462633	0.088083	AT2_Retnla	Thbs1	Cd47
91792	Fibroblasts	IM1	1435	0.228571	0.462633	0.228571	Fibroblasts	Thbs1	Cd47
91799	AT2_Retnla	AM3	1435	0.088083	0.803089	0.088083	AT2_Retnla	Thbs1	Cd47
91800	Fibroblasts	AM3	1435	0.228571	0.803089	0.228571	Fibroblasts	Thbs1	Cd47
91807	AT2_Retnla	AM2	1435	0.088083	0.939262	0.088083	AT2_Retnla	Thbs1	Cd47
91808	Fibroblasts	AM2	1435	0.228571	0.939262	0.228571	Fibroblasts	Thbs1	Cd47
91815	AT2_Retnla	AM1	1435	0.088083	0.94863	0.088083	AT2_Retnla	Thbs1	Cd47
91816	Fibroblasts	AM1	1435	0.228571	0.94863	0.228571	Fibroblasts	Thbs1	Cd47
91823	AT2_Retnla	AT2	1435	0.088083	0.425096	0.088083	AT2_Retnla	Thbs1	Cd47
91824	Fibroblasts	AT2	1435	0.228571	0.425096	0.228571	Fibroblasts	Thbs1	Cd47
91831	AT2_Retnla	AT2_Retnla	1435	0.088083	0.373057	0.088083	AT2_Retnla	Thbs1	Cd47
91832	Fibroblasts	AT2_Retnla	1435	0.228571	0.373057	0.228571	Fibroblasts	Thbs1	Cd47
91839	AT2_Retnla	Fibroblasts	1435	0.088083	0.685714	0.088083	AT2_Retnla	Thbs1	Cd47
91840	Fibroblasts	Fibroblasts	1435	0.228571	0.685714	0.228571	Fibroblasts	Thbs1	Cd47
91951	AT2_Retnla	AT2	1437	0.088083	0.105666	0.088083	AT2_Retnla	Thbs1	Itga3
91952	Fibroblasts	AT2	1437	0.228571	0.105666	0.105666	Fibroblasts	Thbs1	Itga3
91959	AT2_Retnla	AT2_Retnla	1437	0.088083	0.145078	0.088083	AT2_Retnla	Thbs1	Itga3
91960	Fibroblasts	AT2_Retnla	1437	0.228571	0.145078	0.145078	Fibroblasts	Thbs1	Itga3
91975	AT2_Retnla	IM2	1438	0.088083	0.147368	0.088083	AT2_Retnla	Thbs1	Itga4
91976	Fibroblasts	IM2	1438	0.228571	0.147368	0.147368	Fibroblasts	Thbs1	Itga4
91983	AT2_Retnla	IM1	1438	0.088083	0.209964	0.088083	AT2_Retnla	Thbs1	Itga4
91984	Fibroblasts	IM1	1438	0.228571	0.209964	0.209964	Fibroblasts	Thbs1	Itga4
91991	AT2_Retnla	AM3	1438	0.088083	0.146718	0.088083	AT2_Retnla	Thbs1	Itga4
91992	Fibroblasts	AM3	1438	0.228571	0.146718	0.146718	Fibroblasts	Thbs1	Itga4
91999	AT2_Retnla	AM2	1438	0.088083	0.121475	0.088083	AT2_Retnla	Thbs1	Itga4
92000	Fibroblasts	AM2	1438	0.228571	0.121475	0.121475	Fibroblasts	Thbs1	Itga4
92007	AT2_Retnla	AM1	1438	0.088083	0.184932	0.088083	AT2_Retnla	Thbs1	Itga4
92008	Fibroblasts	AM1	1438	0.228571	0.184932	0.184932	Fibroblasts	Thbs1	Itga4
92031	AT2_Retnla	Fibroblasts	1438	0.088083	0.095238	0.088083	AT2_Retnla	Thbs1	Itga4
92032	Fibroblasts	Fibroblasts	1438	0.228571	0.095238	0.095238	Fibroblasts	Thbs1	Itga4
92039	AT2_Retnla	IM2	1439	0.088083	0.084211	0.084211	AT2_Retnla	Thbs1	Itga6
92040	Fibroblasts	IM2	1439	0.228571	0.084211	0.084211	Fibroblasts	Thbs1	Itga6
92047	AT2_Retnla	IM1	1439	0.088083	0.181495	0.088083	AT2_Retnla	Thbs1	Itga6
92048	Fibroblasts	IM1	1439	0.228571	0.181495	0.181495	Fibroblasts	Thbs1	Itga6
92055	AT2_Retnla	AM3	1439	0.088083	0.088803	0.088083	AT2_Retnla	Thbs1	Itga6

92056	Fibroblasts	AM3	1439	0.228571	0.088803	0.088803	Fibroblasts	Thbs1	Itga6
92063	AT2_Retnla	AM2	1439	0.088083	0.058568	0.058568	AT2_Retnla	Thbs1	Itga6
92064	Fibroblasts	AM2	1439	0.228571	0.058568	0.058568	Fibroblasts	Thbs1	Itga6
92071	AT2_Retnla	AM1	1439	0.088083	0.059361	0.059361	AT2_Retnla	Thbs1	Itga6
92072	Fibroblasts	AM1	1439	0.228571	0.059361	0.059361	Fibroblasts	Thbs1	Itga6
92079	AT2_Retnla	AT2	1439	0.088083	0.12513	0.088083	AT2_Retnla	Thbs1	Itga6
92080	Fibroblasts	AT2	1439	0.228571	0.12513	0.12513	Fibroblasts	Thbs1	Itga6
92087	AT2_Retnla	AT2_Retnla	1439	0.088083	0.165803	0.088083	AT2_Retnla	Thbs1	Itga6
92088	Fibroblasts	AT2_Retnla	1439	0.228571	0.165803	0.165803	Fibroblasts	Thbs1	Itga6
92103	AT2_Retnla	IM2	1440	0.088083	0.321053	0.088083	AT2_Retnla	Thbs1	Itgb1
92104	Fibroblasts	IM2	1440	0.228571	0.321053	0.228571	Fibroblasts	Thbs1	Itgb1
92111	AT2_Retnla	IM1	1440	0.088083	0.377224	0.088083	AT2_Retnla	Thbs1	Itgb1
92112	Fibroblasts	IM1	1440	0.228571	0.377224	0.228571	Fibroblasts	Thbs1	Itgb1
92119	AT2_Retnla	AM3	1440	0.088083	0.633205	0.088083	AT2_Retnla	Thbs1	Itgb1
92120	Fibroblasts	AM3	1440	0.228571	0.633205	0.228571	Fibroblasts	Thbs1	Itgb1
92127	AT2_Retnla	AM2	1440	0.088083	0.572668	0.088083	AT2_Retnla	Thbs1	Itgb1
92128	Fibroblasts	AM2	1440	0.228571	0.572668	0.228571	Fibroblasts	Thbs1	Itgb1
92135	AT2_Retnla	AM1	1440	0.088083	0.509132	0.088083	AT2_Retnla	Thbs1	Itgb1
92136	Fibroblasts	AM1	1440	0.228571	0.509132	0.228571	Fibroblasts	Thbs1	Itgb1
92143	AT2_Retnla	AT2	1440	0.088083	0.421967	0.088083	AT2_Retnla	Thbs1	Itgb1
92144	Fibroblasts	AT2	1440	0.228571	0.421967	0.228571	Fibroblasts	Thbs1	Itgb1
92151	AT2_Retnla	AT2_Retnla	1440	0.088083	0.430052	0.088083	AT2_Retnla	Thbs1	Itgb1
92152	Fibroblasts	AT2_Retnla	1440	0.228571	0.430052	0.228571	Fibroblasts	Thbs1	Itgb1
92159	AT2_Retnla	Fibroblasts	1440	0.088083	0.666667	0.088083	AT2_Retnla	Thbs1	Itgb1
92160	Fibroblasts	Fibroblasts	1440	0.228571	0.666667	0.228571	Fibroblasts	Thbs1	Itgb1
92231	AT2_Retnla	IM2	1442	0.088083	0.405263	0.088083	AT2_Retnla	Thbs1	Lrp1
92232	Fibroblasts	IM2	1442	0.228571	0.405263	0.228571	Fibroblasts	Thbs1	Lrp1
92239	AT2_Retnla	IM1	1442	0.088083	0.451957	0.088083	AT2_Retnla	Thbs1	Lrp1
92240	Fibroblasts	IM1	1442	0.228571	0.451957	0.228571	Fibroblasts	Thbs1	Lrp1
92247	AT2_Retnla	AM3	1442	0.088083	0.783784	0.088083	AT2_Retnla	Thbs1	Lrp1
92248	Fibroblasts	AM3	1442	0.228571	0.783784	0.228571	Fibroblasts	Thbs1	Lrp1
92255	AT2_Retnla	AM2	1442	0.088083	0.832972	0.088083	AT2_Retnla	Thbs1	Lrp1
92256	Fibroblasts	AM2	1442	0.228571	0.832972	0.228571	Fibroblasts	Thbs1	Lrp1
92263	AT2_Retnla	AM1	1442	0.088083	0.808219	0.088083	AT2_Retnla	Thbs1	Lrp1
92264	Fibroblasts	AM1	1442	0.228571	0.808219	0.228571	Fibroblasts	Thbs1	Lrp1
92287	AT2_Retnla	Fibroblasts	1442	0.088083	0.809524	0.088083	AT2_Retnla	Thbs1	Lrp1
92288	Fibroblasts	Fibroblasts	1442	0.228571	0.809524	0.228571	Fibroblasts	Thbs1	Lrp1
92335	AT2_Retnla	AT2	1443	0.088083	0.137296	0.088083	AT2_Retnla	Thbs1	Lrp5
92336	Fibroblasts	AT2	1443	0.228571	0.137296	0.137296	Fibroblasts	Thbs1	Lrp5
92343	AT2_Retnla	AT2_Retnla	1443	0.088083	0.139896	0.088083	AT2_Retnla	Thbs1	Lrp5
92344	Fibroblasts	AT2_Retnla	1443	0.228571	0.139896	0.139896	Fibroblasts	Thbs1	Lrp5
92351	AT2_Retnla	Fibroblasts	1443	0.088083	0.12381	0.088083	AT2_Retnla	Thbs1	Lrp5
92352	Fibroblasts	Fibroblasts	1443	0.228571	0.12381	0.12381	Fibroblasts	Thbs1	Lrp5
92359	AT2_Retnla	IM2	1444	0.088083	0.115789	0.088083	AT2_Retnla	Thbs1	Scarb1
92360	Fibroblasts	IM2	1444	0.228571	0.115789	0.115789	Fibroblasts	Thbs1	Scarb1
92367	AT2_Retnla	IM1	1444	0.088083	0.067616	0.067616	AT2_Retnla	Thbs1	Scarb1
92368	Fibroblasts	IM1	1444	0.228571	0.067616	0.067616	Fibroblasts	Thbs1	Scarb1

92375	AT2_Retnla	AM3	1444	0.088083	0.111969	0.088083	AT2_Retnla	Thbs1	Scarb1
92376	Fibroblasts	AM3	1444	0.228571	0.111969	0.111969	Fibroblasts	Thbs1	Scarb1
92383	AT2_Retnla	AM2	1444	0.088083	0.214751	0.088083	AT2_Retnla	Thbs1	Scarb1
92384	Fibroblasts	AM2	1444	0.228571	0.214751	0.214751	Fibroblasts	Thbs1	Scarb1
92391	AT2_Retnla	AM1	1444	0.088083	0.18379	0.088083	AT2_Retnla	Thbs1	Scarb1
92392	Fibroblasts	AM1	1444	0.228571	0.18379	0.18379	Fibroblasts	Thbs1	Scarb1
92399	AT2_Retnla	AT2	1444	0.088083	0.085506	0.085506	AT2_Retnla	Thbs1	Scarb1
92400	Fibroblasts	AT2	1444	0.228571	0.085506	0.085506	Fibroblasts	Thbs1	Scarb1
92407	AT2_Retnla	AT2_Retnla	1444	0.088083	0.056995	0.056995	AT2_Retnla	Thbs1	Scarb1
92408	Fibroblasts	AT2_Retnla	1444	0.228571	0.056995	0.056995	Fibroblasts	Thbs1	Scarb1
92415	AT2_Retnla	Fibroblasts	1444	0.088083	0.057143	0.057143	AT2_Retnla	Thbs1	Scarb1
92416	Fibroblasts	Fibroblasts	1444	0.228571	0.057143	0.057143	Fibroblasts	Thbs1	Scarb1
92439	AT2_Retnla	AM3	1445	0.088083	0.069498	0.069498	AT2_Retnla	Thbs1	Sdc1
92440	Fibroblasts	AM3	1445	0.228571	0.069498	0.069498	Fibroblasts	Thbs1	Sdc1
92463	AT2_Retnla	AT2	1445	0.088083	0.728537	0.088083	AT2_Retnla	Thbs1	Sdc1
92464	Fibroblasts	AT2	1445	0.228571	0.728537	0.228571	Fibroblasts	Thbs1	Sdc1
92471	AT2_Retnla	AT2_Retnla	1445	0.088083	0.787565	0.088083	AT2_Retnla	Thbs1	Sdc1
92472	Fibroblasts	AT2_Retnla	1445	0.228571	0.787565	0.228571	Fibroblasts	Thbs1	Sdc1
92479	AT2_Retnla	Fibroblasts	1445	0.088083	0.07619	0.07619	AT2_Retnla	Thbs1	Sdc1
92480	Fibroblasts	Fibroblasts	1445	0.228571	0.07619	0.07619	Fibroblasts	Thbs1	Sdc1
92487	AT2_Retnla	IM2	1446	0.088083	0.357895	0.088083	AT2_Retnla	Thbs1	Sdc4
92488	Fibroblasts	IM2	1446	0.228571	0.357895	0.228571	Fibroblasts	Thbs1	Sdc4
92495	AT2_Retnla	IM1	1446	0.088083	0.27758	0.088083	AT2_Retnla	Thbs1	Sdc4
92496	Fibroblasts	IM1	1446	0.228571	0.27758	0.228571	Fibroblasts	Thbs1	Sdc4
92503	AT2_Retnla	AM3	1446	0.088083	0.146718	0.088083	AT2_Retnla	Thbs1	Sdc4
92504	Fibroblasts	AM3	1446	0.228571	0.146718	0.146718	Fibroblasts	Thbs1	Sdc4
92527	AT2_Retnla	AT2	1446	0.088083	0.89642	0.088083	AT2_Retnla	Thbs1	Sdc4
92528	Fibroblasts	AT2	1446	0.228571	0.89642	0.228571	Fibroblasts	Thbs1	Sdc4
92535	AT2_Retnla	AT2_Retnla	1446	0.088083	0.927461	0.088083	AT2_Retnla	Thbs1	Sdc4
92536	Fibroblasts	AT2_Retnla	1446	0.228571	0.927461	0.228571	Fibroblasts	Thbs1	Sdc4
92543	AT2_Retnla	Fibroblasts	1446	0.088083	0.552381	0.088083	AT2_Retnla	Thbs1	Sdc4
92544	Fibroblasts	Fibroblasts	1446	0.228571	0.552381	0.228571	Fibroblasts	Thbs1	Sdc4
93059	AM3	IM2	1455	0.069498	0.947368	0.069498	AM3->IM2,	Timp1	Cd63
93064	Fibroblasts	IM2	1455	0.419048	0.947368	0.419048	Fibroblasts	Timp1	Cd63
93067	AM3	IM1	1455	0.069498	0.800712	0.069498	AM3->IM1,	Timp1	Cd63
93072	Fibroblasts	IM1	1455	0.419048	0.800712	0.419048	Fibroblasts	Timp1	Cd63
93075	AM3	AM3	1455	0.069498	0.92278	0.069498	AM3->AM3	Timp1	Cd63
93080	Fibroblasts	AM3	1455	0.419048	0.92278	0.419048	Fibroblasts	Timp1	Cd63
93083	AM3	AM2	1455	0.069498	0.826464	0.069498	AM3->AM2	Timp1	Cd63
93088	Fibroblasts	AM2	1455	0.419048	0.826464	0.419048	Fibroblasts	Timp1	Cd63
93091	AM3	AM1	1455	0.069498	0.542237	0.069498	AM3->AM1	Timp1	Cd63
93096	Fibroblasts	AM1	1455	0.419048	0.542237	0.419048	Fibroblasts	Timp1	Cd63
93099	AM3	AT2	1455	0.069498	0.898853	0.069498	AM3->AT2,	Timp1	Cd63
93104	Fibroblasts	AT2	1455	0.419048	0.898853	0.419048	Fibroblasts	Timp1	Cd63
93107	AM3	AT2_Retnla	1455	0.069498	0.953368	0.069498	AM3->AT2_	Timp1	Cd63
93112	Fibroblasts	AT2_Retnla	1455	0.419048	0.953368	0.419048	Fibroblasts	Timp1	Cd63
93115	AM3	Fibroblasts	1455	0.069498	0.961905	0.069498	AM3->Fibro	Timp1	Cd63

93120	Fibroblasts	Fibroblasts	1455	0.419048	0.961905	0.419048	Fibroblasts·	Timp1	Cd63
93161	IM2	AT2	1456	0.731579	0.105666	0.105666	IM2->AT2/	Timp2	Itga3
93162	IM1	AT2	1456	0.508897	0.105666	0.105666	IM1->AT2/	Timp2	Itga3
93163	AM3	AT2	1456	0.617761	0.105666	0.105666	AM3->AT2/	Timp2	Itga3
93164	AM2	AT2	1456	0.279826	0.105666	0.105666	AM2->AT2/	Timp2	Itga3
93165	AM1	AT2	1456	0.214612	0.105666	0.105666	AM1->AT2/	Timp2	Itga3
93166	AT2	AT2	1456	0.085506	0.105666	0.085506	AT2->AT2/	Timp2	Itga3
93167	AT2_Retnla	AT2	1456	0.165803	0.105666	0.105666	AT2_Retnla	Timp2	Itga3
93168	Fibroblasts	AT2	1456	0.933333	0.105666	0.105666	Fibroblasts·	Timp2	Itga3
93169	IM2	AT2_Retnla	1456	0.731579	0.145078	0.145078	IM2->AT2_	Timp2	Itga3
93170	IM1	AT2_Retnla	1456	0.508897	0.145078	0.145078	IM1->AT2_	Timp2	Itga3
93171	AM3	AT2_Retnla	1456	0.617761	0.145078	0.145078	AM3->AT2_	Timp2	Itga3
93172	AM2	AT2_Retnla	1456	0.279826	0.145078	0.145078	AM2->AT2_	Timp2	Itga3
93173	AM1	AT2_Retnla	1456	0.214612	0.145078	0.145078	AM1->AT2_	Timp2	Itga3
93174	AT2	AT2_Retnla	1456	0.085506	0.145078	0.085506	AT2->AT2_	Timp2	Itga3
93175	AT2_Retnla	AT2_Retnla	1456	0.165803	0.145078	0.145078	AT2_Retnla	Timp2	Itga3
93176	Fibroblasts	AT2_Retnla	1456	0.933333	0.145078	0.145078	Fibroblasts·	Timp2	Itga3
93185	IM2	IM2	1457	0.731579	0.321053	0.321053	IM2->IM2/	Timp2	Itgb1
93186	IM1	IM2	1457	0.508897	0.321053	0.321053	IM1->IM2/	Timp2	Itgb1
93187	AM3	IM2	1457	0.617761	0.321053	0.321053	AM3->IM2/	Timp2	Itgb1
93188	AM2	IM2	1457	0.279826	0.321053	0.279826	AM2->IM2/	Timp2	Itgb1
93189	AM1	IM2	1457	0.214612	0.321053	0.214612	AM1->IM2/	Timp2	Itgb1
93190	AT2	IM2	1457	0.085506	0.321053	0.085506	AT2->IM2/	Timp2	Itgb1
93191	AT2_Retnla	IM2	1457	0.165803	0.321053	0.165803	AT2_Retnla	Timp2	Itgb1
93192	Fibroblasts	IM2	1457	0.933333	0.321053	0.321053	Fibroblasts·	Timp2	Itgb1
93193	IM2	IM1	1457	0.731579	0.377224	0.377224	IM2->IM1/	Timp2	Itgb1
93194	IM1	IM1	1457	0.508897	0.377224	0.377224	IM1->IM1/	Timp2	Itgb1
93195	AM3	IM1	1457	0.617761	0.377224	0.377224	AM3->IM1/	Timp2	Itgb1
93196	AM2	IM1	1457	0.279826	0.377224	0.279826	AM2->IM1/	Timp2	Itgb1
93197	AM1	IM1	1457	0.214612	0.377224	0.214612	AM1->IM1/	Timp2	Itgb1
93198	AT2	IM1	1457	0.085506	0.377224	0.085506	AT2->IM1/	Timp2	Itgb1
93199	AT2_Retnla	IM1	1457	0.165803	0.377224	0.165803	AT2_Retnla	Timp2	Itgb1
93200	Fibroblasts	IM1	1457	0.933333	0.377224	0.377224	Fibroblasts·	Timp2	Itgb1
93201	IM2	AM3	1457	0.731579	0.633205	0.633205	IM2->AM3/	Timp2	Itgb1
93202	IM1	AM3	1457	0.508897	0.633205	0.508897	IM1->AM3/	Timp2	Itgb1
93203	AM3	AM3	1457	0.617761	0.633205	0.617761	AM3->AM3	Timp2	Itgb1
93204	AM2	AM3	1457	0.279826	0.633205	0.279826	AM2->AM3	Timp2	Itgb1
93205	AM1	AM3	1457	0.214612	0.633205	0.214612	AM1->AM3	Timp2	Itgb1
93206	AT2	AM3	1457	0.085506	0.633205	0.085506	AT2->AM3/	Timp2	Itgb1
93207	AT2_Retnla	AM3	1457	0.165803	0.633205	0.165803	AT2_Retnla	Timp2	Itgb1
93208	Fibroblasts	AM3	1457	0.933333	0.633205	0.633205	Fibroblasts·	Timp2	Itgb1
93209	IM2	AM2	1457	0.731579	0.572668	0.572668	IM2->AM2/	Timp2	Itgb1
93210	IM1	AM2	1457	0.508897	0.572668	0.508897	IM1->AM2/	Timp2	Itgb1
93211	AM3	AM2	1457	0.617761	0.572668	0.572668	AM3->AM2	Timp2	Itgb1
93212	AM2	AM2	1457	0.279826	0.572668	0.279826	AM2->AM2	Timp2	Itgb1
93213	AM1	AM2	1457	0.214612	0.572668	0.214612	AM1->AM2	Timp2	Itgb1
93214	AT2	AM2	1457	0.085506	0.572668	0.085506	AT2->AM2/	Timp2	Itgb1

93215	AT2_Retnla	AM2	1457	0.165803	0.572668	0.165803	AT2_Retnla	Timp2	Itgb1
93216	Fibroblasts	AM2	1457	0.933333	0.572668	0.572668	Fibroblasts	Timp2	Itgb1
93217	IM2	AM1	1457	0.731579	0.509132	0.509132	IM2->AM1,	Timp2	Itgb1
93218	IM1	AM1	1457	0.508897	0.509132	0.508897	IM1->AM1,	Timp2	Itgb1
93219	AM3	AM1	1457	0.617761	0.509132	0.509132	AM3->AM1	Timp2	Itgb1
93220	AM2	AM1	1457	0.279826	0.509132	0.279826	AM2->AM1	Timp2	Itgb1
93221	AM1	AM1	1457	0.214612	0.509132	0.214612	AM1->AM1	Timp2	Itgb1
93222	AT2	AM1	1457	0.085506	0.509132	0.085506	AT2->AM1,	Timp2	Itgb1
93223	AT2_Retnla	AM1	1457	0.165803	0.509132	0.165803	AT2_Retnla	Timp2	Itgb1
93224	Fibroblasts	AM1	1457	0.933333	0.509132	0.509132	Fibroblasts	Timp2	Itgb1
93225	IM2	AT2	1457	0.731579	0.421967	0.421967	IM2->AT2/	Timp2	Itgb1
93226	IM1	AT2	1457	0.508897	0.421967	0.421967	IM1->AT2/	Timp2	Itgb1
93227	AM3	AT2	1457	0.617761	0.421967	0.421967	AM3->AT2,	Timp2	Itgb1
93228	AM2	AT2	1457	0.279826	0.421967	0.279826	AM2->AT2,	Timp2	Itgb1
93229	AM1	AT2	1457	0.214612	0.421967	0.214612	AM1->AT2,	Timp2	Itgb1
93230	AT2	AT2	1457	0.085506	0.421967	0.085506	AT2->AT2/	Timp2	Itgb1
93231	AT2_Retnla	AT2	1457	0.165803	0.421967	0.165803	AT2_Retnla	Timp2	Itgb1
93232	Fibroblasts	AT2	1457	0.933333	0.421967	0.421967	Fibroblasts	Timp2	Itgb1
93233	IM2	AT2_Retnla	1457	0.731579	0.430052	0.430052	IM2->AT2_	Timp2	Itgb1
93234	IM1	AT2_Retnla	1457	0.508897	0.430052	0.430052	IM1->AT2_	Timp2	Itgb1
93235	AM3	AT2_Retnla	1457	0.617761	0.430052	0.430052	AM3->AT2_	Timp2	Itgb1
93236	AM2	AT2_Retnla	1457	0.279826	0.430052	0.279826	AM2->AT2_	Timp2	Itgb1
93237	AM1	AT2_Retnla	1457	0.214612	0.430052	0.214612	AM1->AT2_	Timp2	Itgb1
93238	AT2	AT2_Retnla	1457	0.085506	0.430052	0.085506	AT2->AT2_	Timp2	Itgb1
93239	AT2_Retnla	AT2_Retnla	1457	0.165803	0.430052	0.165803	AT2_Retnla	Timp2	Itgb1
93240	Fibroblasts	AT2_Retnla	1457	0.933333	0.430052	0.430052	Fibroblasts	Timp2	Itgb1
93241	IM2	Fibroblasts	1457	0.731579	0.666667	0.666667	IM2->Fibro	Timp2	Itgb1
93242	IM1	Fibroblasts	1457	0.508897	0.666667	0.508897	IM1->Fibro	Timp2	Itgb1
93243	AM3	Fibroblasts	1457	0.617761	0.666667	0.617761	AM3->Fibr	Timp2	Itgb1
93244	AM2	Fibroblasts	1457	0.279826	0.666667	0.279826	AM2->Fibr	Timp2	Itgb1
93245	AM1	Fibroblasts	1457	0.214612	0.666667	0.214612	AM1->Fibr	Timp2	Itgb1
93246	AT2	Fibroblasts	1457	0.085506	0.666667	0.085506	AT2->Fibro	Timp2	Itgb1
93247	AT2_Retnla	Fibroblasts	1457	0.165803	0.666667	0.165803	AT2_Retnla	Timp2	Itgb1
93248	Fibroblasts	Fibroblasts	1457	0.933333	0.666667	0.666667	Fibroblasts	Timp2	Itgb1
93504	Fibroblasts	Fibroblasts	1461	0.057143	0.180952	0.057143	Fibroblasts	Tnc	Egfr
93584	Fibroblasts	IM1	1463	0.057143	0.088968	0.057143	Fibroblasts	Tnc	Itga5
93592	Fibroblasts	AM3	1463	0.057143	0.23166	0.057143	Fibroblasts	Tnc	Itga5
93600	Fibroblasts	AM2	1463	0.057143	0.18872	0.057143	Fibroblasts	Tnc	Itga5
93608	Fibroblasts	AM1	1463	0.057143	0.134703	0.057143	Fibroblasts	Tnc	Itga5
93632	Fibroblasts	Fibroblasts	1463	0.057143	0.095238	0.057143	Fibroblasts	Tnc	Itga5
93680	Fibroblasts	AT2	1464	0.057143	0.100452	0.057143	Fibroblasts	Tnc	Itga7
93688	Fibroblasts	AT2_Retnla	1464	0.057143	0.248705	0.057143	Fibroblasts	Tnc	Itga7
93760	Fibroblasts	Fibroblasts	1465	0.057143	0.457143	0.057143	Fibroblasts	Tnc	Itga8
93768	Fibroblasts	IM2	1466	0.057143	0.094737	0.057143	Fibroblasts	Tnc	Itga9
93776	Fibroblasts	IM1	1466	0.057143	0.092527	0.057143	Fibroblasts	Tnc	Itga9
93808	Fibroblasts	AT2	1466	0.057143	0.368092	0.057143	Fibroblasts	Tnc	Itga9
93816	Fibroblasts	AT2_Retnla	1466	0.057143	0.352332	0.057143	Fibroblasts	Tnc	Itga9

93824	Fibroblasts	Fibroblasts	1466	0.057143	0.133333	0.057143	Fibroblasts·Tnc	Itga9
93832	Fibroblasts	IM2	1467	0.057143	0.094737	0.057143	Fibroblasts·Tnc	Itgav
93840	Fibroblasts	IM1	1467	0.057143	0.199288	0.057143	Fibroblasts·Tnc	Itgav
93848	Fibroblasts	AM3	1467	0.057143	0.208494	0.057143	Fibroblasts·Tnc	Itgav
93856	Fibroblasts	AM2	1467	0.057143	0.112798	0.057143	Fibroblasts·Tnc	Itgav
93864	Fibroblasts	AM1	1467	0.057143	0.101598	0.057143	Fibroblasts·Tnc	Itgav
93872	Fibroblasts	AT2	1467	0.057143	0.14251	0.057143	Fibroblasts·Tnc	Itgav
93880	Fibroblasts	AT2_Retnla	1467	0.057143	0.170984	0.057143	Fibroblasts·Tnc	Itgav
93888	Fibroblasts	Fibroblasts	1467	0.057143	0.180952	0.057143	Fibroblasts·Tnc	Itgav
93896	Fibroblasts	IM2	1468	0.057143	0.321053	0.057143	Fibroblasts·Tnc	Itgb1
93904	Fibroblasts	IM1	1468	0.057143	0.377224	0.057143	Fibroblasts·Tnc	Itgb1
93912	Fibroblasts	AM3	1468	0.057143	0.633205	0.057143	Fibroblasts·Tnc	Itgb1
93920	Fibroblasts	AM2	1468	0.057143	0.572668	0.057143	Fibroblasts·Tnc	Itgb1
93928	Fibroblasts	AM1	1468	0.057143	0.509132	0.057143	Fibroblasts·Tnc	Itgb1
93936	Fibroblasts	AT2	1468	0.057143	0.421967	0.057143	Fibroblasts·Tnc	Itgb1
93944	Fibroblasts	AT2_Retnla	1468	0.057143	0.430052	0.057143	Fibroblasts·Tnc	Itgb1
93952	Fibroblasts	Fibroblasts	1468	0.057143	0.666667	0.057143	Fibroblasts·Tnc	Itgb1
93984	Fibroblasts	AM2	1469	0.057143	0.095445	0.057143	Fibroblasts·Tnc	Nt5e
93992	Fibroblasts	AM1	1469	0.057143	0.063927	0.057143	Fibroblasts·Tnc	Nt5e
94024	Fibroblasts	IM2	1470	0.057143	0.063158	0.057143	Fibroblasts·Tnc	Ptprb
94048	Fibroblasts	AM2	1470	0.057143	0.060738	0.057143	Fibroblasts·Tnc	Ptprb
94056	Fibroblasts	AM1	1470	0.057143	0.062785	0.057143	Fibroblasts·Tnc	Ptprb
94064	Fibroblasts	AT2	1470	0.057143	0.062565	0.057143	Fibroblasts·Tnc	Ptprb
94168	Fibroblasts	AM3	1472	0.057143	0.069498	0.057143	Fibroblasts·Tnc	Sdc1
94192	Fibroblasts	AT2	1472	0.057143	0.728537	0.057143	Fibroblasts·Tnc	Sdc1
94200	Fibroblasts	AT2_Retnla	1472	0.057143	0.787565	0.057143	Fibroblasts·Tnc	Sdc1
94208	Fibroblasts	Fibroblasts	1472	0.057143	0.07619	0.057143	Fibroblasts·Tnc	Sdc1
94216	Fibroblasts	IM2	1473	0.057143	0.357895	0.057143	Fibroblasts·Tnc	Sdc4
94224	Fibroblasts	IM1	1473	0.057143	0.27758	0.057143	Fibroblasts·Tnc	Sdc4
94232	Fibroblasts	AM3	1473	0.057143	0.146718	0.057143	Fibroblasts·Tnc	Sdc4
94256	Fibroblasts	AT2	1473	0.057143	0.89642	0.057143	Fibroblasts·Tnc	Sdc4
94264	Fibroblasts	AT2_Retnla	1473	0.057143	0.927461	0.057143	Fibroblasts·Tnc	Sdc4
94272	Fibroblasts	Fibroblasts	1473	0.057143	0.552381	0.057143	Fibroblasts·Tnc	Sdc4
94273	IM2	IM2	1474	0.094737	0.115789	0.094737	IM2->IM2/	Tnf	Ltbr
94274	IM1	IM2	1474	0.11032	0.115789	0.11032	IM1->IM2/	Tnf	Ltbr
94275	AM3	IM2	1474	0.07722	0.115789	0.07722	AM3->IM2,	Tnf	Ltbr
94276	AM2	IM2	1474	0.119306	0.115789	0.115789	AM2->IM2,	Tnf	Ltbr
94277	AM1	IM2	1474	0.111872	0.115789	0.111872	AM1->IM2,	Tnf	Ltbr
94281	IM2	IM1	1474	0.094737	0.11032	0.094737	IM2->IM1/	Tnf	Ltbr
94282	IM1	IM1	1474	0.11032	0.11032	0.11032	IM1->IM1/	Tnf	Ltbr
94283	AM3	IM1	1474	0.07722	0.11032	0.07722	AM3->IM1,	Tnf	Ltbr
94284	AM2	IM1	1474	0.119306	0.11032	0.11032	AM2->IM1,	Tnf	Ltbr
94285	AM1	IM1	1474	0.111872	0.11032	0.11032	AM1->IM1,	Tnf	Ltbr
94289	IM2	AM3	1474	0.094737	0.158301	0.094737	IM2->AM3,	Tnf	Ltbr
94290	IM1	AM3	1474	0.11032	0.158301	0.11032	IM1->AM3,	Tnf	Ltbr
94291	AM3	AM3	1474	0.07722	0.158301	0.07722	AM3->AM3	Tnf	Ltbr
94292	AM2	AM3	1474	0.119306	0.158301	0.119306	AM2->AM3	Tnf	Ltbr

94293	AM1	AM3	1474	0.111872	0.158301	0.111872	AM1->AM3	Tnf	Ltbr
94297	IM2	AM2	1474	0.094737	0.203905	0.094737	IM2->AM2,	Tnf	Ltbr
94298	IM1	AM2	1474	0.11032	0.203905	0.11032	IM1->AM2,	Tnf	Ltbr
94299	AM3	AM2	1474	0.07722	0.203905	0.07722	AM3->AM2	Tnf	Ltbr
94300	AM2	AM2	1474	0.119306	0.203905	0.119306	AM2->AM2	Tnf	Ltbr
94301	AM1	AM2	1474	0.111872	0.203905	0.111872	AM1->AM2	Tnf	Ltbr
94305	IM2	AM1	1474	0.094737	0.148402	0.094737	IM2->AM1,	Tnf	Ltbr
94306	IM1	AM1	1474	0.11032	0.148402	0.11032	IM1->AM1,	Tnf	Ltbr
94307	AM3	AM1	1474	0.07722	0.148402	0.07722	AM3->AM1	Tnf	Ltbr
94308	AM2	AM1	1474	0.119306	0.148402	0.119306	AM2->AM1	Tnf	Ltbr
94309	AM1	AM1	1474	0.111872	0.148402	0.111872	AM1->AM1	Tnf	Ltbr
94313	IM2	AT2	1474	0.094737	0.186653	0.094737	IM2->AT2/	Tnf	Ltbr
94314	IM1	AT2	1474	0.11032	0.186653	0.11032	IM1->AT2/	Tnf	Ltbr
94315	AM3	AT2	1474	0.07722	0.186653	0.07722	AM3->AT2/	Tnf	Ltbr
94316	AM2	AT2	1474	0.119306	0.186653	0.119306	AM2->AT2/	Tnf	Ltbr
94317	AM1	AT2	1474	0.111872	0.186653	0.111872	AM1->AT2/	Tnf	Ltbr
94321	IM2	AT2_Retnla	1474	0.094737	0.217617	0.094737	IM2->AT2_	Tnf	Ltbr
94322	IM1	AT2_Retnla	1474	0.11032	0.217617	0.11032	IM1->AT2_	Tnf	Ltbr
94323	AM3	AT2_Retnla	1474	0.07722	0.217617	0.07722	AM3->AT2_	Tnf	Ltbr
94324	AM2	AT2_Retnla	1474	0.119306	0.217617	0.119306	AM2->AT2_	Tnf	Ltbr
94325	AM1	AT2_Retnla	1474	0.111872	0.217617	0.111872	AM1->AT2_	Tnf	Ltbr
94329	IM2	Fibroblasts	1474	0.094737	0.190476	0.094737	IM2->Fibro	Tnf	Ltbr
94330	IM1	Fibroblasts	1474	0.11032	0.190476	0.11032	IM1->Fibro	Tnf	Ltbr
94331	AM3	Fibroblasts	1474	0.07722	0.190476	0.07722	AM3->Fibr	Tnf	Ltbr
94332	AM2	Fibroblasts	1474	0.119306	0.190476	0.119306	AM2->Fibr	Tnf	Ltbr
94333	AM1	Fibroblasts	1474	0.111872	0.190476	0.111872	AM1->Fibr	Tnf	Ltbr
94401	IM2	IM2	1476	0.094737	0.342105	0.094737	IM2->IM2/	Tnf	Tnfrsf1a
94402	IM1	IM2	1476	0.11032	0.342105	0.11032	IM1->IM2/	Tnf	Tnfrsf1a
94403	AM3	IM2	1476	0.07722	0.342105	0.07722	AM3->IM2,	Tnf	Tnfrsf1a
94404	AM2	IM2	1476	0.119306	0.342105	0.119306	AM2->IM2,	Tnf	Tnfrsf1a
94405	AM1	IM2	1476	0.111872	0.342105	0.111872	AM1->IM2,	Tnf	Tnfrsf1a
94409	IM2	IM1	1476	0.094737	0.295374	0.094737	IM2->IM1/	Tnf	Tnfrsf1a
94410	IM1	IM1	1476	0.11032	0.295374	0.11032	IM1->IM1/	Tnf	Tnfrsf1a
94411	AM3	IM1	1476	0.07722	0.295374	0.07722	AM3->IM1,	Tnf	Tnfrsf1a
94412	AM2	IM1	1476	0.119306	0.295374	0.119306	AM2->IM1,	Tnf	Tnfrsf1a
94413	AM1	IM1	1476	0.111872	0.295374	0.111872	AM1->IM1,	Tnf	Tnfrsf1a
94417	IM2	AM3	1476	0.094737	0.254826	0.094737	IM2->AM3,	Tnf	Tnfrsf1a
94418	IM1	AM3	1476	0.11032	0.254826	0.11032	IM1->AM3,	Tnf	Tnfrsf1a
94419	AM3	AM3	1476	0.07722	0.254826	0.07722	AM3->AM3	Tnf	Tnfrsf1a
94420	AM2	AM3	1476	0.119306	0.254826	0.119306	AM2->AM3	Tnf	Tnfrsf1a
94421	AM1	AM3	1476	0.111872	0.254826	0.111872	AM1->AM3	Tnf	Tnfrsf1a
94425	IM2	AM2	1476	0.094737	0.383948	0.094737	IM2->AM2,	Tnf	Tnfrsf1a
94426	IM1	AM2	1476	0.11032	0.383948	0.11032	IM1->AM2,	Tnf	Tnfrsf1a
94427	AM3	AM2	1476	0.07722	0.383948	0.07722	AM3->AM2	Tnf	Tnfrsf1a
94428	AM2	AM2	1476	0.119306	0.383948	0.119306	AM2->AM2	Tnf	Tnfrsf1a
94429	AM1	AM2	1476	0.111872	0.383948	0.111872	AM1->AM2	Tnf	Tnfrsf1a
94433	IM2	AM1	1476	0.094737	0.315068	0.094737	IM2->AM1,	Tnf	Tnfrsf1a

94434	IM1	AM1	1476	0.11032	0.315068	0.11032	IM1->AM1,	Tnf	Tnfrsf1a
94435	AM3	AM1	1476	0.07722	0.315068	0.07722	AM3->AM1	Tnf	Tnfrsf1a
94436	AM2	AM1	1476	0.119306	0.315068	0.119306	AM2->AM1	Tnf	Tnfrsf1a
94437	AM1	AM1	1476	0.111872	0.315068	0.111872	AM1->AM1	Tnf	Tnfrsf1a
94441	IM2	AT2	1476	0.094737	0.192562	0.094737	IM2->AT2/	Tnf	Tnfrsf1a
94442	IM1	AT2	1476	0.11032	0.192562	0.11032	IM1->AT2/	Tnf	Tnfrsf1a
94443	AM3	AT2	1476	0.07722	0.192562	0.07722	AM3->AT2,	Tnf	Tnfrsf1a
94444	AM2	AT2	1476	0.119306	0.192562	0.119306	AM2->AT2,	Tnf	Tnfrsf1a
94445	AM1	AT2	1476	0.111872	0.192562	0.111872	AM1->AT2,	Tnf	Tnfrsf1a
94449	IM2	AT2_Retnla	1476	0.094737	0.134715	0.094737	IM2->AT2_	Tnf	Tnfrsf1a
94450	IM1	AT2_Retnla	1476	0.11032	0.134715	0.11032	IM1->AT2_	Tnf	Tnfrsf1a
94451	AM3	AT2_Retnla	1476	0.07722	0.134715	0.07722	AM3->AT2_	Tnf	Tnfrsf1a
94452	AM2	AT2_Retnla	1476	0.119306	0.134715	0.119306	AM2->AT2_	Tnf	Tnfrsf1a
94453	AM1	AT2_Retnla	1476	0.111872	0.134715	0.111872	AM1->AT2_	Tnf	Tnfrsf1a
94457	IM2	Fibroblasts	1476	0.094737	0.4	0.094737	IM2->Fibro	Tnf	Tnfrsf1a
94458	IM1	Fibroblasts	1476	0.11032	0.4	0.11032	IM1->Fibro	Tnf	Tnfrsf1a
94459	AM3	Fibroblasts	1476	0.07722	0.4	0.07722	AM3->Fibr	Tnf	Tnfrsf1a
94460	AM2	Fibroblasts	1476	0.119306	0.4	0.119306	AM2->Fibr	Tnf	Tnfrsf1a
94461	AM1	Fibroblasts	1476	0.111872	0.4	0.111872	AM1->Fibr	Tnf	Tnfrsf1a
94465	IM2	IM2	1477	0.094737	0.221053	0.094737	IM2->IM2/	Tnf	Tnfrsf1b
94466	IM1	IM2	1477	0.11032	0.221053	0.11032	IM1->IM2/	Tnf	Tnfrsf1b
94467	AM3	IM2	1477	0.07722	0.221053	0.07722	AM3->IM2,	Tnf	Tnfrsf1b
94468	AM2	IM2	1477	0.119306	0.221053	0.119306	AM2->IM2,	Tnf	Tnfrsf1b
94469	AM1	IM2	1477	0.111872	0.221053	0.111872	AM1->IM2,	Tnf	Tnfrsf1b
94473	IM2	IM1	1477	0.094737	0.238434	0.094737	IM2->IM1/	Tnf	Tnfrsf1b
94474	IM1	IM1	1477	0.11032	0.238434	0.11032	IM1->IM1/	Tnf	Tnfrsf1b
94475	AM3	IM1	1477	0.07722	0.238434	0.07722	AM3->IM1,	Tnf	Tnfrsf1b
94476	AM2	IM1	1477	0.119306	0.238434	0.119306	AM2->IM1,	Tnf	Tnfrsf1b
94477	AM1	IM1	1477	0.111872	0.238434	0.111872	AM1->IM1,	Tnf	Tnfrsf1b
94481	IM2	AM3	1477	0.094737	0.413127	0.094737	IM2->AM3,	Tnf	Tnfrsf1b
94482	IM1	AM3	1477	0.11032	0.413127	0.11032	IM1->AM3,	Tnf	Tnfrsf1b
94483	AM3	AM3	1477	0.07722	0.413127	0.07722	AM3->AM3	Tnf	Tnfrsf1b
94484	AM2	AM3	1477	0.119306	0.413127	0.119306	AM2->AM3	Tnf	Tnfrsf1b
94485	AM1	AM3	1477	0.111872	0.413127	0.111872	AM1->AM3	Tnf	Tnfrsf1b
94489	IM2	AM2	1477	0.094737	0.416486	0.094737	IM2->AM2,	Tnf	Tnfrsf1b
94490	IM1	AM2	1477	0.11032	0.416486	0.11032	IM1->AM2,	Tnf	Tnfrsf1b
94491	AM3	AM2	1477	0.07722	0.416486	0.07722	AM3->AM2	Tnf	Tnfrsf1b
94492	AM2	AM2	1477	0.119306	0.416486	0.119306	AM2->AM2	Tnf	Tnfrsf1b
94493	AM1	AM2	1477	0.111872	0.416486	0.111872	AM1->AM2	Tnf	Tnfrsf1b
94497	IM2	AM1	1477	0.094737	0.329909	0.094737	IM2->AM1,	Tnf	Tnfrsf1b
94498	IM1	AM1	1477	0.11032	0.329909	0.11032	IM1->AM1,	Tnf	Tnfrsf1b
94499	AM3	AM1	1477	0.07722	0.329909	0.07722	AM3->AM1	Tnf	Tnfrsf1b
94500	AM2	AM1	1477	0.119306	0.329909	0.119306	AM2->AM1	Tnf	Tnfrsf1b
94501	AM1	AM1	1477	0.111872	0.329909	0.111872	AM1->AM1	Tnf	Tnfrsf1b
94521	IM2	Fibroblasts	1477	0.094737	0.104762	0.094737	IM2->Fibro	Tnf	Tnfrsf1b
94522	IM1	Fibroblasts	1477	0.11032	0.104762	0.104762	IM1->Fibro	Tnf	Tnfrsf1b
94523	AM3	Fibroblasts	1477	0.07722	0.104762	0.07722	AM3->Fibr	Tnf	Tnfrsf1b

94524	AM2	Fibroblasts	1477	0.119306	0.104762	0.104762	AM2->Fibro	Tnf	Tnfrsf1b
94525	AM1	Fibroblasts	1477	0.111872	0.104762	0.104762	AM1->Fibro	Tnf	Tnfrsf1b
94529	IM2	IM2	1478	0.094737	0.063158	0.063158	IM2->IM2/	Tnf	Tnfrsf21
94530	IM1	IM2	1478	0.11032	0.063158	0.063158	IM1->IM2/	Tnf	Tnfrsf21
94531	AM3	IM2	1478	0.07722	0.063158	0.063158	AM3->IM2,	Tnf	Tnfrsf21
94532	AM2	IM2	1478	0.119306	0.063158	0.063158	AM2->IM2,	Tnf	Tnfrsf21
94533	AM1	IM2	1478	0.111872	0.063158	0.063158	AM1->IM2,	Tnf	Tnfrsf21
94537	IM2	IM1	1478	0.094737	0.124555	0.094737	IM2->IM1/	Tnf	Tnfrsf21
94538	IM1	IM1	1478	0.11032	0.124555	0.11032	IM1->IM1/	Tnf	Tnfrsf21
94539	AM3	IM1	1478	0.07722	0.124555	0.07722	AM3->IM1,	Tnf	Tnfrsf21
94540	AM2	IM1	1478	0.119306	0.124555	0.119306	AM2->IM1,	Tnf	Tnfrsf21
94541	AM1	IM1	1478	0.111872	0.124555	0.111872	AM1->IM1,	Tnf	Tnfrsf21
94545	IM2	AM3	1478	0.094737	0.250965	0.094737	IM2->AM3,	Tnf	Tnfrsf21
94546	IM1	AM3	1478	0.11032	0.250965	0.11032	IM1->AM3,	Tnf	Tnfrsf21
94547	AM3	AM3	1478	0.07722	0.250965	0.07722	AM3->AM3	Tnf	Tnfrsf21
94548	AM2	AM3	1478	0.119306	0.250965	0.119306	AM2->AM3	Tnf	Tnfrsf21
94549	AM1	AM3	1478	0.111872	0.250965	0.111872	AM1->AM3	Tnf	Tnfrsf21
94553	IM2	AM2	1478	0.094737	0.360087	0.094737	IM2->AM2,	Tnf	Tnfrsf21
94554	IM1	AM2	1478	0.11032	0.360087	0.11032	IM1->AM2,	Tnf	Tnfrsf21
94555	AM3	AM2	1478	0.07722	0.360087	0.07722	AM3->AM2	Tnf	Tnfrsf21
94556	AM2	AM2	1478	0.119306	0.360087	0.119306	AM2->AM2	Tnf	Tnfrsf21
94557	AM1	AM2	1478	0.111872	0.360087	0.111872	AM1->AM2	Tnf	Tnfrsf21
94561	IM2	AM1	1478	0.094737	0.292237	0.094737	IM2->AM1,	Tnf	Tnfrsf21
94562	IM1	AM1	1478	0.11032	0.292237	0.11032	IM1->AM1,	Tnf	Tnfrsf21
94563	AM3	AM1	1478	0.07722	0.292237	0.07722	AM3->AM1	Tnf	Tnfrsf21
94564	AM2	AM1	1478	0.119306	0.292237	0.119306	AM2->AM1	Tnf	Tnfrsf21
94565	AM1	AM1	1478	0.111872	0.292237	0.111872	AM1->AM1	Tnf	Tnfrsf21
94609	IM2	AM3	1479	0.094737	0.069498	0.069498	IM2->AM3,	Tnf	Traf2
94610	IM1	AM3	1479	0.11032	0.069498	0.069498	IM1->AM3,	Tnf	Traf2
94611	AM3	AM3	1479	0.07722	0.069498	0.069498	AM3->AM3	Tnf	Traf2
94612	AM2	AM3	1479	0.119306	0.069498	0.069498	AM2->AM3	Tnf	Traf2
94613	AM1	AM3	1479	0.111872	0.069498	0.069498	AM1->AM3	Tnf	Traf2
94617	IM2	AM2	1479	0.094737	0.069414	0.069414	IM2->AM2,	Tnf	Traf2
94618	IM1	AM2	1479	0.11032	0.069414	0.069414	IM1->AM2,	Tnf	Traf2
94619	AM3	AM2	1479	0.07722	0.069414	0.069414	AM3->AM2	Tnf	Traf2
94620	AM2	AM2	1479	0.119306	0.069414	0.069414	AM2->AM2	Tnf	Traf2
94621	AM1	AM2	1479	0.111872	0.069414	0.069414	AM1->AM2	Tnf	Traf2
94633	IM2	AT2	1479	0.094737	0.062565	0.062565	IM2->AT2/	Tnf	Traf2
94634	IM1	AT2	1479	0.11032	0.062565	0.062565	IM1->AT2/	Tnf	Traf2
94635	AM3	AT2	1479	0.07722	0.062565	0.062565	AM3->AT2,	Tnf	Traf2
94636	AM2	AT2	1479	0.119306	0.062565	0.062565	AM2->AT2,	Tnf	Traf2
94637	AM1	AT2	1479	0.111872	0.062565	0.062565	AM1->AT2,	Tnf	Traf2
94641	IM2	AT2_Retnla	1479	0.094737	0.056995	0.056995	IM2->AT2_	Tnf	Traf2
94642	IM1	AT2_Retnla	1479	0.11032	0.056995	0.056995	IM1->AT2_	Tnf	Traf2
94643	AM3	AT2_Retnla	1479	0.07722	0.056995	0.056995	AM3->AT2_	Tnf	Traf2
94644	AM2	AT2_Retnla	1479	0.119306	0.056995	0.056995	AM2->AT2_	Tnf	Traf2
94645	AM1	AT2_Retnla	1479	0.111872	0.056995	0.056995	AM1->AT2_	Tnf	Traf2

94649	IM2	Fibroblasts	1479	0.094737	0.095238	0.094737	IM2->Fibro	Tnf	Traf2
94650	IM1	Fibroblasts	1479	0.11032	0.095238	0.095238	IM1->Fibro	Tnf	Traf2
94651	AM3	Fibroblasts	1479	0.07722	0.095238	0.07722	AM3->Fibro	Tnf	Traf2
94652	AM2	Fibroblasts	1479	0.119306	0.095238	0.095238	AM2->Fibro	Tnf	Traf2
94653	AM1	Fibroblasts	1479	0.111872	0.095238	0.095238	AM1->Fibro	Tnf	Traf2
94865	IM2	AM3	1483	0.305263	0.11583	0.11583	IM2->AM3/	Tnfsf12	Tnfrsf12a
94866	IM1	AM3	1483	0.295374	0.11583	0.11583	IM1->AM3/	Tnfsf12	Tnfrsf12a
94867	AM3	AM3	1483	0.459459	0.11583	0.11583	AM3->AM3	Tnfsf12	Tnfrsf12a
94868	AM2	AM3	1483	0.27115	0.11583	0.11583	AM2->AM3	Tnfsf12	Tnfrsf12a
94869	AM1	AM3	1483	0.180365	0.11583	0.11583	AM1->AM3	Tnfsf12	Tnfrsf12a
94870	AT2	AM3	1483	0.051442	0.11583	0.051442	AT2->AM3/	Tnfsf12	Tnfrsf12a
94871	AT2_Retnla	AM3	1483	0.082902	0.11583	0.082902	AT2_Retnla	Tnfsf12	Tnfrsf12a
94872	Fibroblasts	AM3	1483	0.371429	0.11583	0.11583	Fibroblasts	Tnfsf12	Tnfrsf12a
94873	IM2	AM2	1483	0.305263	0.08243	0.08243	IM2->AM2/	Tnfsf12	Tnfrsf12a
94874	IM1	AM2	1483	0.295374	0.08243	0.08243	IM1->AM2/	Tnfsf12	Tnfrsf12a
94875	AM3	AM2	1483	0.459459	0.08243	0.08243	AM3->AM2	Tnfsf12	Tnfrsf12a
94876	AM2	AM2	1483	0.27115	0.08243	0.08243	AM2->AM2	Tnfsf12	Tnfrsf12a
94877	AM1	AM2	1483	0.180365	0.08243	0.08243	AM1->AM2	Tnfsf12	Tnfrsf12a
94878	AT2	AM2	1483	0.051442	0.08243	0.051442	AT2->AM2/	Tnfsf12	Tnfrsf12a
94879	AT2_Retnla	AM2	1483	0.082902	0.08243	0.08243	AT2_Retnla	Tnfsf12	Tnfrsf12a
94880	Fibroblasts	AM2	1483	0.371429	0.08243	0.08243	Fibroblasts	Tnfsf12	Tnfrsf12a
94881	IM2	AM1	1483	0.305263	0.065068	0.065068	IM2->AM1/	Tnfsf12	Tnfrsf12a
94882	IM1	AM1	1483	0.295374	0.065068	0.065068	IM1->AM1/	Tnfsf12	Tnfrsf12a
94883	AM3	AM1	1483	0.459459	0.065068	0.065068	AM3->AM1	Tnfsf12	Tnfrsf12a
94884	AM2	AM1	1483	0.27115	0.065068	0.065068	AM2->AM1	Tnfsf12	Tnfrsf12a
94885	AM1	AM1	1483	0.180365	0.065068	0.065068	AM1->AM1	Tnfsf12	Tnfrsf12a
94886	AT2	AM1	1483	0.051442	0.065068	0.051442	AT2->AM1/	Tnfsf12	Tnfrsf12a
94887	AT2_Retnla	AM1	1483	0.082902	0.065068	0.065068	AT2_Retnla	Tnfsf12	Tnfrsf12a
94888	Fibroblasts	AM1	1483	0.371429	0.065068	0.065068	Fibroblasts	Tnfsf12	Tnfrsf12a
94889	IM2	AT2	1483	0.305263	0.105318	0.105318	IM2->AT2/	Tnfsf12	Tnfrsf12a
94890	IM1	AT2	1483	0.295374	0.105318	0.105318	IM1->AT2/	Tnfsf12	Tnfrsf12a
94891	AM3	AT2	1483	0.459459	0.105318	0.105318	AM3->AT2/	Tnfsf12	Tnfrsf12a
94892	AM2	AT2	1483	0.27115	0.105318	0.105318	AM2->AT2/	Tnfsf12	Tnfrsf12a
94893	AM1	AT2	1483	0.180365	0.105318	0.105318	AM1->AT2/	Tnfsf12	Tnfrsf12a
94894	AT2	AT2	1483	0.051442	0.105318	0.051442	AT2->AT2/	Tnfsf12	Tnfrsf12a
94895	AT2_Retnla	AT2	1483	0.082902	0.105318	0.082902	AT2_Retnla	Tnfsf12	Tnfrsf12a
94896	Fibroblasts	AT2	1483	0.371429	0.105318	0.105318	Fibroblasts	Tnfsf12	Tnfrsf12a
94897	IM2	AT2_Retnla	1483	0.305263	0.119171	0.119171	IM2->AT2_	Tnfsf12	Tnfrsf12a
94898	IM1	AT2_Retnla	1483	0.295374	0.119171	0.119171	IM1->AT2_	Tnfsf12	Tnfrsf12a
94899	AM3	AT2_Retnla	1483	0.459459	0.119171	0.119171	AM3->AT2_	Tnfsf12	Tnfrsf12a
94900	AM2	AT2_Retnla	1483	0.27115	0.119171	0.119171	AM2->AT2_	Tnfsf12	Tnfrsf12a
94901	AM1	AT2_Retnla	1483	0.180365	0.119171	0.119171	AM1->AT2_	Tnfsf12	Tnfrsf12a
94902	AT2	AT2_Retnla	1483	0.051442	0.119171	0.051442	AT2->AT2_	Tnfsf12	Tnfrsf12a
94903	AT2_Retnla	AT2_Retnla	1483	0.082902	0.119171	0.082902	AT2_Retnla	Tnfsf12	Tnfrsf12a
94904	Fibroblasts	AT2_Retnla	1483	0.371429	0.119171	0.119171	Fibroblasts	Tnfsf12	Tnfrsf12a
94905	IM2	Fibroblasts	1483	0.305263	0.285714	0.285714	IM2->Fibro	Tnfsf12	Tnfrsf12a
94906	IM1	Fibroblasts	1483	0.295374	0.285714	0.285714	IM1->Fibro	Tnfsf12	Tnfrsf12a

94907	AM3	Fibroblasts	1483	0.459459	0.285714	0.285714	AM3->Fibro	Tnfsf12	Tnfrsf12a
94908	AM2	Fibroblasts	1483	0.27115	0.285714	0.27115	AM2->Fibro	Tnfsf12	Tnfrsf12a
94909	AM1	Fibroblasts	1483	0.180365	0.285714	0.180365	AM1->Fibro	Tnfsf12	Tnfrsf12a
94910	AT2	Fibroblasts	1483	0.051442	0.285714	0.051442	AT2->Fibrol	Tnfsf12	Tnfrsf12a
94911	AT2_Retnla	Fibroblasts	1483	0.082902	0.285714	0.082902	AT2_Retnla	Tnfsf12	Tnfrsf12a
94912	Fibroblasts	Fibroblasts	1483	0.371429	0.285714	0.285714	Fibroblasts-	Tnfsf12	Tnfrsf12a
95426	IM1	IM2	1492	0.170819	0.105263	0.105263	IM1->IM2/	Tnfsf13b	Tnfrsf13b
95427	AM3	IM2	1492	0.061776	0.105263	0.061776	AM3->IM2,	Tnfsf13b	Tnfrsf13b
95432	Fibroblasts	IM2	1492	0.447619	0.105263	0.105263	Fibroblasts-	Tnfsf13b	Tnfrsf13b
95434	IM1	IM1	1492	0.170819	0.181495	0.170819	IM1->IM1/	Tnfsf13b	Tnfrsf13b
95435	AM3	IM1	1492	0.061776	0.181495	0.061776	AM3->IM1,	Tnfsf13b	Tnfrsf13b
95440	Fibroblasts	IM1	1492	0.447619	0.181495	0.181495	Fibroblasts-	Tnfsf13b	Tnfrsf13b
95442	IM1	AM3	1492	0.170819	0.096525	0.096525	IM1->AM3,	Tnfsf13b	Tnfrsf13b
95443	AM3	AM3	1492	0.061776	0.096525	0.061776	AM3->AM3	Tnfsf13b	Tnfrsf13b
95448	Fibroblasts	AM3	1492	0.447619	0.096525	0.096525	Fibroblasts-	Tnfsf13b	Tnfrsf13b
95450	IM1	AM2	1492	0.170819	0.060738	0.060738	IM1->AM2,	Tnfsf13b	Tnfrsf13b
95451	AM3	AM2	1492	0.061776	0.060738	0.060738	AM3->AM2	Tnfsf13b	Tnfrsf13b
95456	Fibroblasts	AM2	1492	0.447619	0.060738	0.060738	Fibroblasts-	Tnfsf13b	Tnfrsf13b
95554	IM1	IM2	1494	0.170819	0.089474	0.089474	IM1->IM2/	Tnfsf13b	Tnfrsf17
95555	AM3	IM2	1494	0.061776	0.089474	0.061776	AM3->IM2,	Tnfsf13b	Tnfrsf17
95560	Fibroblasts	IM2	1494	0.447619	0.089474	0.089474	Fibroblasts-	Tnfsf13b	Tnfrsf17
95926	AT2	AT2_Retnla	1499	0.068474	0.207254	0.068474	AT2->AT2_	Tnfsf9	Tnfrsf9
95958	AT2	AM3	1500	0.068474	0.069498	0.068474	AT2->AM3,	Tnfsf9	Traf2
95966	AT2	AM2	1500	0.068474	0.069414	0.068474	AT2->AM2,	Tnfsf9	Traf2
95982	AT2	AT2	1500	0.068474	0.062565	0.062565	AT2->AT2/	Tnfsf9	Traf2
95990	AT2	AT2_Retnla	1500	0.068474	0.056995	0.056995	AT2->AT2_	Tnfsf9	Traf2
95998	AT2	Fibroblasts	1500	0.068474	0.095238	0.068474	AT2->Fibrol	Tnfsf9	Traf2
96073	IM2	IM1	1502	0.131579	0.081851	0.081851	IM2->IM1/	Tslp	Il7r
96080	Fibroblasts	IM1	1502	0.142857	0.081851	0.081851	Fibroblasts-	Tslp	Il7r
96081	IM2	AM3	1502	0.131579	0.3861	0.131579	IM2->AM3,	Tslp	Il7r
96088	Fibroblasts	AM3	1502	0.142857	0.3861	0.142857	Fibroblasts-	Tslp	Il7r
96129	IM2	IM2	1503	0.505263	0.147368	0.147368	IM2->IM2/	Vcam1	Itga4
96130	IM1	IM2	1503	0.120996	0.147368	0.120996	IM1->IM2/	Vcam1	Itga4
96136	Fibroblasts	IM2	1503	0.666667	0.147368	0.147368	Fibroblasts-	Vcam1	Itga4
96137	IM2	IM1	1503	0.505263	0.209964	0.209964	IM2->IM1/	Vcam1	Itga4
96138	IM1	IM1	1503	0.120996	0.209964	0.120996	IM1->IM1/	Vcam1	Itga4
96144	Fibroblasts	IM1	1503	0.666667	0.209964	0.209964	Fibroblasts-	Vcam1	Itga4
96145	IM2	AM3	1503	0.505263	0.146718	0.146718	IM2->AM3,	Vcam1	Itga4
96146	IM1	AM3	1503	0.120996	0.146718	0.120996	IM1->AM3,	Vcam1	Itga4
96152	Fibroblasts	AM3	1503	0.666667	0.146718	0.146718	Fibroblasts-	Vcam1	Itga4
96153	IM2	AM2	1503	0.505263	0.121475	0.121475	IM2->AM2,	Vcam1	Itga4
96154	IM1	AM2	1503	0.120996	0.121475	0.120996	IM1->AM2,	Vcam1	Itga4
96160	Fibroblasts	AM2	1503	0.666667	0.121475	0.121475	Fibroblasts-	Vcam1	Itga4
96161	IM2	AM1	1503	0.505263	0.184932	0.184932	IM2->AM1,	Vcam1	Itga4
96162	IM1	AM1	1503	0.120996	0.184932	0.120996	IM1->AM1,	Vcam1	Itga4
96168	Fibroblasts	AM1	1503	0.666667	0.184932	0.184932	Fibroblasts-	Vcam1	Itga4
96185	IM2	Fibroblasts	1503	0.505263	0.095238	0.095238	IM2->Fibro	Vcam1	Itga4

96186	IM1	Fibroblasts	1503	0.120996	0.095238	0.095238	IM1->Fibro	Vcam1	Itga4
96192	Fibroblasts	Fibroblasts	1503	0.666667	0.095238	0.095238	Fibroblasts	Vcam1	Itga4
96193	IM2	IM2	1504	0.505263	0.094737	0.094737	IM2->IM2/	Vcam1	Itga9
96194	IM1	IM2	1504	0.120996	0.094737	0.094737	IM1->IM2/	Vcam1	Itga9
96200	Fibroblasts	IM2	1504	0.666667	0.094737	0.094737	Fibroblasts	Vcam1	Itga9
96201	IM2	IM1	1504	0.505263	0.092527	0.092527	IM2->IM1/	Vcam1	Itga9
96202	IM1	IM1	1504	0.120996	0.092527	0.092527	IM1->IM1/	Vcam1	Itga9
96208	Fibroblasts	IM1	1504	0.666667	0.092527	0.092527	Fibroblasts	Vcam1	Itga9
96233	IM2	AT2	1504	0.505263	0.368092	0.368092	IM2->AT2/	Vcam1	Itga9
96234	IM1	AT2	1504	0.120996	0.368092	0.120996	IM1->AT2/	Vcam1	Itga9
96240	Fibroblasts	AT2	1504	0.666667	0.368092	0.368092	Fibroblasts	Vcam1	Itga9
96241	IM2	AT2_Retnla	1504	0.505263	0.352332	0.352332	IM2->AT2_	Vcam1	Itga9
96242	IM1	AT2_Retnla	1504	0.120996	0.352332	0.120996	IM1->AT2_	Vcam1	Itga9
96248	Fibroblasts	AT2_Retnla	1504	0.666667	0.352332	0.352332	Fibroblasts	Vcam1	Itga9
96249	IM2	Fibroblasts	1504	0.505263	0.133333	0.133333	IM2->Fibro	Vcam1	Itga9
96250	IM1	Fibroblasts	1504	0.120996	0.133333	0.120996	IM1->Fibro	Vcam1	Itga9
96256	Fibroblasts	Fibroblasts	1504	0.666667	0.133333	0.133333	Fibroblasts	Vcam1	Itga9
96257	IM2	IM2	1505	0.505263	0.321053	0.321053	IM2->IM2/	Vcam1	Itgb1
96258	IM1	IM2	1505	0.120996	0.321053	0.120996	IM1->IM2/	Vcam1	Itgb1
96264	Fibroblasts	IM2	1505	0.666667	0.321053	0.321053	Fibroblasts	Vcam1	Itgb1
96265	IM2	IM1	1505	0.505263	0.377224	0.377224	IM2->IM1/	Vcam1	Itgb1
96266	IM1	IM1	1505	0.120996	0.377224	0.120996	IM1->IM1/	Vcam1	Itgb1
96272	Fibroblasts	IM1	1505	0.666667	0.377224	0.377224	Fibroblasts	Vcam1	Itgb1
96273	IM2	AM3	1505	0.505263	0.633205	0.505263	IM2->AM3,	Vcam1	Itgb1
96274	IM1	AM3	1505	0.120996	0.633205	0.120996	IM1->AM3,	Vcam1	Itgb1
96280	Fibroblasts	AM3	1505	0.666667	0.633205	0.633205	Fibroblasts	Vcam1	Itgb1
96281	IM2	AM2	1505	0.505263	0.572668	0.505263	IM2->AM2,	Vcam1	Itgb1
96282	IM1	AM2	1505	0.120996	0.572668	0.120996	IM1->AM2,	Vcam1	Itgb1
96288	Fibroblasts	AM2	1505	0.666667	0.572668	0.572668	Fibroblasts	Vcam1	Itgb1
96289	IM2	AM1	1505	0.505263	0.509132	0.505263	IM2->AM1,	Vcam1	Itgb1
96290	IM1	AM1	1505	0.120996	0.509132	0.120996	IM1->AM1,	Vcam1	Itgb1
96296	Fibroblasts	AM1	1505	0.666667	0.509132	0.509132	Fibroblasts	Vcam1	Itgb1
96297	IM2	AT2	1505	0.505263	0.421967	0.421967	IM2->AT2/	Vcam1	Itgb1
96298	IM1	AT2	1505	0.120996	0.421967	0.120996	IM1->AT2/	Vcam1	Itgb1
96304	Fibroblasts	AT2	1505	0.666667	0.421967	0.421967	Fibroblasts	Vcam1	Itgb1
96305	IM2	AT2_Retnla	1505	0.505263	0.430052	0.430052	IM2->AT2_	Vcam1	Itgb1
96306	IM1	AT2_Retnla	1505	0.120996	0.430052	0.120996	IM1->AT2_	Vcam1	Itgb1
96312	Fibroblasts	AT2_Retnla	1505	0.666667	0.430052	0.430052	Fibroblasts	Vcam1	Itgb1
96313	IM2	Fibroblasts	1505	0.505263	0.666667	0.505263	IM2->Fibro	Vcam1	Itgb1
96314	IM1	Fibroblasts	1505	0.120996	0.666667	0.120996	IM1->Fibro	Vcam1	Itgb1
96320	Fibroblasts	Fibroblasts	1505	0.666667	0.666667	0.666667	Fibroblasts	Vcam1	Itgb1
96321	IM2	IM2	1506	0.505263	0.3	0.3	IM2->IM2/	Vcam1	Itgb2
96322	IM1	IM2	1506	0.120996	0.3	0.120996	IM1->IM2/	Vcam1	Itgb2
96328	Fibroblasts	IM2	1506	0.666667	0.3	0.3	Fibroblasts	Vcam1	Itgb2
96329	IM2	IM1	1506	0.505263	0.419929	0.419929	IM2->IM1/	Vcam1	Itgb2
96330	IM1	IM1	1506	0.120996	0.419929	0.120996	IM1->IM1/	Vcam1	Itgb2
96336	Fibroblasts	IM1	1506	0.666667	0.419929	0.419929	Fibroblasts	Vcam1	Itgb2

96337	IM2	AM3	1506	0.505263	0.903475	0.505263	IM2->AM3,	Vcam1	Itgb2
96338	IM1	AM3	1506	0.120996	0.903475	0.120996	IM1->AM3,	Vcam1	Itgb2
96344	Fibroblasts	AM3	1506	0.666667	0.903475	0.666667	Fibroblasts	Vcam1	Itgb2
96345	IM2	AM2	1506	0.505263	0.913232	0.505263	IM2->AM2,	Vcam1	Itgb2
96346	IM1	AM2	1506	0.120996	0.913232	0.120996	IM1->AM2,	Vcam1	Itgb2
96352	Fibroblasts	AM2	1506	0.666667	0.913232	0.666667	Fibroblasts	Vcam1	Itgb2
96353	IM2	AM1	1506	0.505263	0.825342	0.505263	IM2->AM1,	Vcam1	Itgb2
96354	IM1	AM1	1506	0.120996	0.825342	0.120996	IM1->AM1,	Vcam1	Itgb2
96360	Fibroblasts	AM1	1506	0.666667	0.825342	0.666667	Fibroblasts	Vcam1	Itgb2
96361	IM2	AT2	1506	0.505263	0.05179	0.05179	IM2->AT2/	Vcam1	Itgb2
96362	IM1	AT2	1506	0.120996	0.05179	0.05179	IM1->AT2/	Vcam1	Itgb2
96368	Fibroblasts	AT2	1506	0.666667	0.05179	0.05179	Fibroblasts	Vcam1	Itgb2
96377	IM2	Fibroblasts	1506	0.505263	0.085714	0.085714	IM2->Fibro	Vcam1	Itgb2
96378	IM1	Fibroblasts	1506	0.120996	0.085714	0.085714	IM1->Fibro	Vcam1	Itgb2
96384	Fibroblasts	Fibroblasts	1506	0.666667	0.085714	0.085714	Fibroblasts	Vcam1	Itgb2
96393	IM2	IM1	1507	0.505263	0.05694	0.05694	IM2->IM1/	Vcam1	Itgb7
96394	IM1	IM1	1507	0.120996	0.05694	0.05694	IM1->IM1/	Vcam1	Itgb7
96400	Fibroblasts	IM1	1507	0.666667	0.05694	0.05694	Fibroblasts	Vcam1	Itgb7
96441	IM2	Fibroblasts	1507	0.505263	0.085714	0.085714	IM2->Fibro	Vcam1	Itgb7
96442	IM1	Fibroblasts	1507	0.120996	0.085714	0.085714	IM1->Fibro	Vcam1	Itgb7
96448	Fibroblasts	Fibroblasts	1507	0.666667	0.085714	0.085714	Fibroblasts	Vcam1	Itgb7
96456	Fibroblasts	IM2	1508	0.219048	0.284211	0.219048	Fibroblasts	Vcan	Cd44
96464	Fibroblasts	IM1	1508	0.219048	0.462633	0.219048	Fibroblasts	Vcan	Cd44
96472	Fibroblasts	AM3	1508	0.219048	0.957529	0.219048	Fibroblasts	Vcan	Cd44
96480	Fibroblasts	AM2	1508	0.219048	0.980477	0.219048	Fibroblasts	Vcan	Cd44
96488	Fibroblasts	AM1	1508	0.219048	0.981735	0.219048	Fibroblasts	Vcan	Cd44
96496	Fibroblasts	AT2	1508	0.219048	0.308655	0.219048	Fibroblasts	Vcan	Cd44
96504	Fibroblasts	AT2_Retnla	1508	0.219048	0.409326	0.219048	Fibroblasts	Vcan	Cd44
96512	Fibroblasts	Fibroblasts	1508	0.219048	0.32381	0.219048	Fibroblasts	Vcan	Cd44
96576	Fibroblasts	Fibroblasts	1509	0.219048	0.180952	0.180952	Fibroblasts	Vcan	Egfr
96584	Fibroblasts	IM2	1510	0.219048	0.147368	0.147368	Fibroblasts	Vcan	Itga4
96592	Fibroblasts	IM1	1510	0.219048	0.209964	0.209964	Fibroblasts	Vcan	Itga4
96600	Fibroblasts	AM3	1510	0.219048	0.146718	0.146718	Fibroblasts	Vcan	Itga4
96608	Fibroblasts	AM2	1510	0.219048	0.121475	0.121475	Fibroblasts	Vcan	Itga4
96616	Fibroblasts	AM1	1510	0.219048	0.184932	0.184932	Fibroblasts	Vcan	Itga4
96640	Fibroblasts	Fibroblasts	1510	0.219048	0.095238	0.095238	Fibroblasts	Vcan	Itga4
96648	Fibroblasts	IM2	1511	0.219048	0.321053	0.219048	Fibroblasts	Vcan	Itgb1
96656	Fibroblasts	IM1	1511	0.219048	0.377224	0.219048	Fibroblasts	Vcan	Itgb1
96664	Fibroblasts	AM3	1511	0.219048	0.633205	0.219048	Fibroblasts	Vcan	Itgb1
96672	Fibroblasts	AM2	1511	0.219048	0.572668	0.219048	Fibroblasts	Vcan	Itgb1
96680	Fibroblasts	AM1	1511	0.219048	0.509132	0.219048	Fibroblasts	Vcan	Itgb1
96688	Fibroblasts	AT2	1511	0.219048	0.421967	0.219048	Fibroblasts	Vcan	Itgb1
96696	Fibroblasts	AT2_Retnla	1511	0.219048	0.430052	0.219048	Fibroblasts	Vcan	Itgb1
96704	Fibroblasts	Fibroblasts	1511	0.219048	0.666667	0.219048	Fibroblasts	Vcan	Itgb1
96712	Fibroblasts	IM2	1512	0.219048	0.063158	0.063158	Fibroblasts	Vcan	Sell
96728	Fibroblasts	AM3	1512	0.219048	0.057915	0.057915	Fibroblasts	Vcan	Sell
96768	Fibroblasts	Fibroblasts	1512	0.219048	0.12381	0.12381	Fibroblasts	Vcan	Sell

96840	Fibroblasts	IM2	1514	0.219048	0.089474	0.089474	Fibroblasts-	Vcan	Tlr1
96848	Fibroblasts	IM1	1514	0.219048	0.099644	0.099644	Fibroblasts-	Vcan	Tlr1
96904	Fibroblasts	IM2	1515	0.219048	0.242105	0.219048	Fibroblasts-	Vcan	Tlr2
96912	Fibroblasts	IM1	1515	0.219048	0.24911	0.219048	Fibroblasts-	Vcan	Tlr2
96920	Fibroblasts	AM3	1515	0.219048	0.405405	0.219048	Fibroblasts-	Vcan	Tlr2
96928	Fibroblasts	AM2	1515	0.219048	0.583514	0.219048	Fibroblasts-	Vcan	Tlr2
96936	Fibroblasts	AM1	1515	0.219048	0.512557	0.219048	Fibroblasts-	Vcan	Tlr2
97022	AT2	Fibroblasts	1516	0.235662	0.180952	0.180952	AT2->Fibro	Vegfa	Egfr
97023	AT2_Retnla	Fibroblasts	1516	0.362694	0.180952	0.180952	AT2_Retnla	Vegfa	Egfr
97024	Fibroblasts	Fibroblasts	1516	0.142857	0.180952	0.142857	Fibroblasts-	Vegfa	Egfr
97110	AT2	AM3	1518	0.235662	0.239382	0.235662	AT2->AM3/	Vegfa	Flt1
97111	AT2_Retnla	AM3	1518	0.362694	0.239382	0.239382	AT2_Retnla	Vegfa	Flt1
97112	Fibroblasts	AM3	1518	0.142857	0.239382	0.142857	Fibroblasts-	Vegfa	Flt1
97118	AT2	AM2	1518	0.235662	0.462039	0.235662	AT2->AM2/	Vegfa	Flt1
97119	AT2_Retnla	AM2	1518	0.362694	0.462039	0.362694	AT2_Retnla	Vegfa	Flt1
97120	Fibroblasts	AM2	1518	0.142857	0.462039	0.142857	Fibroblasts-	Vegfa	Flt1
97126	AT2	AM1	1518	0.235662	0.511416	0.235662	AT2->AM1/	Vegfa	Flt1
97127	AT2_Retnla	AM1	1518	0.362694	0.511416	0.362694	AT2_Retnla	Vegfa	Flt1
97128	Fibroblasts	AM1	1518	0.142857	0.511416	0.142857	Fibroblasts-	Vegfa	Flt1
97174	AT2	AM3	1519	0.235662	0.069498	0.069498	AT2->AM3/	Vegfa	Gpc1
97175	AT2_Retnla	AM3	1519	0.362694	0.069498	0.069498	AT2_Retnla	Vegfa	Gpc1
97176	Fibroblasts	AM3	1519	0.142857	0.069498	0.069498	Fibroblasts-	Vegfa	Gpc1
97214	AT2	Fibroblasts	1519	0.235662	0.066667	0.066667	AT2->Fibro	Vegfa	Gpc1
97215	AT2_Retnla	Fibroblasts	1519	0.362694	0.066667	0.066667	AT2_Retnla	Vegfa	Gpc1
97216	Fibroblasts	Fibroblasts	1519	0.142857	0.066667	0.066667	Fibroblasts-	Vegfa	Gpc1
97222	AT2	IM2	1520	0.235662	0.094737	0.094737	AT2->IM2/	Vegfa	Itga9
97223	AT2_Retnla	IM2	1520	0.362694	0.094737	0.094737	AT2_Retnla	Vegfa	Itga9
97224	Fibroblasts	IM2	1520	0.142857	0.094737	0.094737	Fibroblasts-	Vegfa	Itga9
97230	AT2	IM1	1520	0.235662	0.092527	0.092527	AT2->IM1/	Vegfa	Itga9
97231	AT2_Retnla	IM1	1520	0.362694	0.092527	0.092527	AT2_Retnla	Vegfa	Itga9
97232	Fibroblasts	IM1	1520	0.142857	0.092527	0.092527	Fibroblasts-	Vegfa	Itga9
97262	AT2	AT2	1520	0.235662	0.368092	0.235662	AT2->AT2/	Vegfa	Itga9
97263	AT2_Retnla	AT2	1520	0.362694	0.368092	0.362694	AT2_Retnla	Vegfa	Itga9
97264	Fibroblasts	AT2	1520	0.142857	0.368092	0.142857	Fibroblasts-	Vegfa	Itga9
97270	AT2	AT2_Retnla	1520	0.235662	0.352332	0.235662	AT2->AT2_	Vegfa	Itga9
97271	AT2_Retnla	AT2_Retnla	1520	0.362694	0.352332	0.352332	AT2_Retnla	Vegfa	Itga9
97272	Fibroblasts	AT2_Retnla	1520	0.142857	0.352332	0.142857	Fibroblasts-	Vegfa	Itga9
97278	AT2	Fibroblasts	1520	0.235662	0.133333	0.133333	AT2->Fibro	Vegfa	Itga9
97279	AT2_Retnla	Fibroblasts	1520	0.362694	0.133333	0.133333	AT2_Retnla	Vegfa	Itga9
97280	Fibroblasts	Fibroblasts	1520	0.142857	0.133333	0.133333	Fibroblasts-	Vegfa	Itga9
97286	AT2	IM2	1521	0.235662	0.094737	0.094737	AT2->IM2/	Vegfa	Itgav
97287	AT2_Retnla	IM2	1521	0.362694	0.094737	0.094737	AT2_Retnla	Vegfa	Itgav
97288	Fibroblasts	IM2	1521	0.142857	0.094737	0.094737	Fibroblasts-	Vegfa	Itgav
97294	AT2	IM1	1521	0.235662	0.199288	0.199288	AT2->IM1/	Vegfa	Itgav
97295	AT2_Retnla	IM1	1521	0.362694	0.199288	0.199288	AT2_Retnla	Vegfa	Itgav
97296	Fibroblasts	IM1	1521	0.142857	0.199288	0.142857	Fibroblasts-	Vegfa	Itgav
97302	AT2	AM3	1521	0.235662	0.208494	0.208494	AT2->AM3/	Vegfa	Itgav

97303	AT2_Retnla	AM3	1521	0.362694	0.208494	0.208494	AT2_Retnla	Vegfa	Itgav
97304	Fibroblasts	AM3	1521	0.142857	0.208494	0.142857	Fibroblasts	Vegfa	Itgav
97310	AT2	AM2	1521	0.235662	0.112798	0.112798	AT2->AM2/	Vegfa	Itgav
97311	AT2_Retnla	AM2	1521	0.362694	0.112798	0.112798	AT2_Retnla	Vegfa	Itgav
97312	Fibroblasts	AM2	1521	0.142857	0.112798	0.112798	Fibroblasts	Vegfa	Itgav
97318	AT2	AM1	1521	0.235662	0.101598	0.101598	AT2->AM1/	Vegfa	Itgav
97319	AT2_Retnla	AM1	1521	0.362694	0.101598	0.101598	AT2_Retnla	Vegfa	Itgav
97320	Fibroblasts	AM1	1521	0.142857	0.101598	0.101598	Fibroblasts	Vegfa	Itgav
97326	AT2	AT2	1521	0.235662	0.14251	0.14251	AT2->AT2/	Vegfa	Itgav
97327	AT2_Retnla	AT2	1521	0.362694	0.14251	0.14251	AT2_Retnla	Vegfa	Itgav
97328	Fibroblasts	AT2	1521	0.142857	0.14251	0.14251	Fibroblasts	Vegfa	Itgav
97334	AT2	AT2_Retnla	1521	0.235662	0.170984	0.170984	AT2->AT2_	Vegfa	Itgav
97335	AT2_Retnla	AT2_Retnla	1521	0.362694	0.170984	0.170984	AT2_Retnla	Vegfa	Itgav
97336	Fibroblasts	AT2_Retnla	1521	0.142857	0.170984	0.142857	Fibroblasts	Vegfa	Itgav
97342	AT2	Fibroblasts	1521	0.235662	0.180952	0.180952	AT2->Fibro	Vegfa	Itgav
97343	AT2_Retnla	Fibroblasts	1521	0.362694	0.180952	0.180952	AT2_Retnla	Vegfa	Itgav
97344	Fibroblasts	Fibroblasts	1521	0.142857	0.180952	0.142857	Fibroblasts	Vegfa	Itgav
97350	AT2	IM2	1522	0.235662	0.321053	0.235662	AT2->IM2/	Vegfa	Itgb1
97351	AT2_Retnla	IM2	1522	0.362694	0.321053	0.321053	AT2_Retnla	Vegfa	Itgb1
97352	Fibroblasts	IM2	1522	0.142857	0.321053	0.142857	Fibroblasts	Vegfa	Itgb1
97358	AT2	IM1	1522	0.235662	0.377224	0.235662	AT2->IM1/	Vegfa	Itgb1
97359	AT2_Retnla	IM1	1522	0.362694	0.377224	0.362694	AT2_Retnla	Vegfa	Itgb1
97360	Fibroblasts	IM1	1522	0.142857	0.377224	0.142857	Fibroblasts	Vegfa	Itgb1
97366	AT2	AM3	1522	0.235662	0.633205	0.235662	AT2->AM3/	Vegfa	Itgb1
97367	AT2_Retnla	AM3	1522	0.362694	0.633205	0.362694	AT2_Retnla	Vegfa	Itgb1
97368	Fibroblasts	AM3	1522	0.142857	0.633205	0.142857	Fibroblasts	Vegfa	Itgb1
97374	AT2	AM2	1522	0.235662	0.572668	0.235662	AT2->AM2/	Vegfa	Itgb1
97375	AT2_Retnla	AM2	1522	0.362694	0.572668	0.362694	AT2_Retnla	Vegfa	Itgb1
97376	Fibroblasts	AM2	1522	0.142857	0.572668	0.142857	Fibroblasts	Vegfa	Itgb1
97382	AT2	AM1	1522	0.235662	0.509132	0.235662	AT2->AM1/	Vegfa	Itgb1
97383	AT2_Retnla	AM1	1522	0.362694	0.509132	0.362694	AT2_Retnla	Vegfa	Itgb1
97384	Fibroblasts	AM1	1522	0.142857	0.509132	0.142857	Fibroblasts	Vegfa	Itgb1
97390	AT2	AT2	1522	0.235662	0.421967	0.235662	AT2->AT2/	Vegfa	Itgb1
97391	AT2_Retnla	AT2	1522	0.362694	0.421967	0.362694	AT2_Retnla	Vegfa	Itgb1
97392	Fibroblasts	AT2	1522	0.142857	0.421967	0.142857	Fibroblasts	Vegfa	Itgb1
97398	AT2	AT2_Retnla	1522	0.235662	0.430052	0.235662	AT2->AT2_	Vegfa	Itgb1
97399	AT2_Retnla	AT2_Retnla	1522	0.362694	0.430052	0.362694	AT2_Retnla	Vegfa	Itgb1
97400	Fibroblasts	AT2_Retnla	1522	0.142857	0.430052	0.142857	Fibroblasts	Vegfa	Itgb1
97406	AT2	Fibroblasts	1522	0.235662	0.666667	0.235662	AT2->Fibro	Vegfa	Itgb1
97407	AT2_Retnla	Fibroblasts	1522	0.362694	0.666667	0.362694	AT2_Retnla	Vegfa	Itgb1
97408	Fibroblasts	Fibroblasts	1522	0.142857	0.666667	0.142857	Fibroblasts	Vegfa	Itgb1
97478	AT2	IM2	1524	0.235662	0.547368	0.235662	AT2->IM2/	Vegfa	Nrp1
97479	AT2_Retnla	IM2	1524	0.362694	0.547368	0.362694	AT2_Retnla	Vegfa	Nrp1
97480	Fibroblasts	IM2	1524	0.142857	0.547368	0.142857	Fibroblasts	Vegfa	Nrp1
97486	AT2	IM1	1524	0.235662	0.298932	0.235662	AT2->IM1/	Vegfa	Nrp1
97487	AT2_Retnla	IM1	1524	0.362694	0.298932	0.298932	AT2_Retnla	Vegfa	Nrp1
97488	Fibroblasts	IM1	1524	0.142857	0.298932	0.142857	Fibroblasts	Vegfa	Nrp1

97494	AT2	AM3	1524	0.235662	0.343629	0.235662	AT2->AM3/	Vegfa	Nrp1
97495	AT2_Retnla	AM3	1524	0.362694	0.343629	0.343629	AT2_Retnla	Vegfa	Nrp1
97496	Fibroblasts	AM3	1524	0.142857	0.343629	0.142857	Fibroblasts·	Vegfa	Nrp1
97502	AT2	AM2	1524	0.235662	0.349241	0.235662	AT2->AM2/	Vegfa	Nrp1
97503	AT2_Retnla	AM2	1524	0.362694	0.349241	0.349241	AT2_Retnla	Vegfa	Nrp1
97504	Fibroblasts	AM2	1524	0.142857	0.349241	0.142857	Fibroblasts·	Vegfa	Nrp1
97510	AT2	AM1	1524	0.235662	0.321918	0.235662	AT2->AM1/	Vegfa	Nrp1
97511	AT2_Retnla	AM1	1524	0.362694	0.321918	0.321918	AT2_Retnla	Vegfa	Nrp1
97512	Fibroblasts	AM1	1524	0.142857	0.321918	0.142857	Fibroblasts·	Vegfa	Nrp1
97518	AT2	AT2	1524	0.235662	0.689607	0.235662	AT2->AT2/	Vegfa	Nrp1
97519	AT2_Retnla	AT2	1524	0.362694	0.689607	0.362694	AT2_Retnla	Vegfa	Nrp1
97520	Fibroblasts	AT2	1524	0.142857	0.689607	0.142857	Fibroblasts·	Vegfa	Nrp1
97526	AT2	AT2_Retnla	1524	0.235662	0.647668	0.235662	AT2->AT2_	Vegfa	Nrp1
97527	AT2_Retnla	AT2_Retnla	1524	0.362694	0.647668	0.362694	AT2_Retnla	Vegfa	Nrp1
97528	Fibroblasts	AT2_Retnla	1524	0.142857	0.647668	0.142857	Fibroblasts·	Vegfa	Nrp1
97534	AT2	Fibroblasts	1524	0.235662	0.695238	0.235662	AT2->Fibro	Vegfa	Nrp1
97535	AT2_Retnla	Fibroblasts	1524	0.362694	0.695238	0.362694	AT2_Retnla	Vegfa	Nrp1
97536	Fibroblasts	Fibroblasts	1524	0.142857	0.695238	0.142857	Fibroblasts·	Vegfa	Nrp1
97542	AT2	IM2	1525	0.235662	0.252632	0.235662	AT2->IM2/	Vegfa	Nrp2
97543	AT2_Retnla	IM2	1525	0.362694	0.252632	0.252632	AT2_Retnla	Vegfa	Nrp2
97544	Fibroblasts	IM2	1525	0.142857	0.252632	0.142857	Fibroblasts·	Vegfa	Nrp2
97550	AT2	IM1	1525	0.235662	0.120996	0.120996	AT2->IM1/	Vegfa	Nrp2
97551	AT2_Retnla	IM1	1525	0.362694	0.120996	0.120996	AT2_Retnla	Vegfa	Nrp2
97552	Fibroblasts	IM1	1525	0.142857	0.120996	0.120996	Fibroblasts·	Vegfa	Nrp2
97558	AT2	AM3	1525	0.235662	0.532819	0.235662	AT2->AM3/	Vegfa	Nrp2
97559	AT2_Retnla	AM3	1525	0.362694	0.532819	0.362694	AT2_Retnla	Vegfa	Nrp2
97560	Fibroblasts	AM3	1525	0.142857	0.532819	0.142857	Fibroblasts·	Vegfa	Nrp2
97566	AT2	AM2	1525	0.235662	0.477223	0.235662	AT2->AM2/	Vegfa	Nrp2
97567	AT2_Retnla	AM2	1525	0.362694	0.477223	0.362694	AT2_Retnla	Vegfa	Nrp2
97568	Fibroblasts	AM2	1525	0.142857	0.477223	0.142857	Fibroblasts·	Vegfa	Nrp2
97574	AT2	AM1	1525	0.235662	0.260274	0.235662	AT2->AM1/	Vegfa	Nrp2
97575	AT2_Retnla	AM1	1525	0.362694	0.260274	0.260274	AT2_Retnla	Vegfa	Nrp2
97576	Fibroblasts	AM1	1525	0.142857	0.260274	0.142857	Fibroblasts·	Vegfa	Nrp2
97598	AT2	Fibroblasts	1525	0.235662	0.257143	0.235662	AT2->Fibro	Vegfa	Nrp2
97599	AT2_Retnla	Fibroblasts	1525	0.362694	0.257143	0.257143	AT2_Retnla	Vegfa	Nrp2
97600	Fibroblasts	Fibroblasts	1525	0.142857	0.257143	0.142857	Fibroblasts·	Vegfa	Nrp2
97745	IM2	AM3	1528	0.057895	0.239382	0.057895	IM2->AM3/	Vegfb	Flt1
97747	AM3	AM3	1528	0.069498	0.239382	0.069498	AM3->AM3	Vegfb	Flt1
97748	AM2	AM3	1528	0.130152	0.239382	0.130152	AM2->AM3	Vegfb	Flt1
97749	AM1	AM3	1528	0.06621	0.239382	0.06621	AM1->AM3	Vegfb	Flt1
97750	AT2	AM3	1528	0.126173	0.239382	0.126173	AT2->AM3/	Vegfb	Flt1
97751	AT2_Retnla	AM3	1528	0.124352	0.239382	0.124352	AT2_Retnla	Vegfb	Flt1
97752	Fibroblasts	AM3	1528	0.085714	0.239382	0.085714	Fibroblasts·	Vegfb	Flt1
97753	IM2	AM2	1528	0.057895	0.462039	0.057895	IM2->AM2/	Vegfb	Flt1
97755	AM3	AM2	1528	0.069498	0.462039	0.069498	AM3->AM2	Vegfb	Flt1
97756	AM2	AM2	1528	0.130152	0.462039	0.130152	AM2->AM2	Vegfb	Flt1
97757	AM1	AM2	1528	0.06621	0.462039	0.06621	AM1->AM2	Vegfb	Flt1

97758	AT2	AM2	1528	0.126173	0.462039	0.126173	AT2->AM2/	Vegfb	Flt1
97759	AT2_Retnla	AM2	1528	0.124352	0.462039	0.124352	AT2_Retnla	Vegfb	Flt1
97760	Fibroblasts	AM2	1528	0.085714	0.462039	0.085714	Fibroblasts	Vegfb	Flt1
97761	IM2	AM1	1528	0.057895	0.511416	0.057895	IM2->AM1/	Vegfb	Flt1
97763	AM3	AM1	1528	0.069498	0.511416	0.069498	AM3->AM1	Vegfb	Flt1
97764	AM2	AM1	1528	0.130152	0.511416	0.130152	AM2->AM1	Vegfb	Flt1
97765	AM1	AM1	1528	0.06621	0.511416	0.06621	AM1->AM1	Vegfb	Flt1
97766	AT2	AM1	1528	0.126173	0.511416	0.126173	AT2->AM1/	Vegfb	Flt1
97767	AT2_Retnla	AM1	1528	0.124352	0.511416	0.124352	AT2_Retnla	Vegfb	Flt1
97768	Fibroblasts	AM1	1528	0.085714	0.511416	0.085714	Fibroblasts	Vegfb	Flt1
97793	IM2	IM2	1529	0.057895	0.547368	0.057895	IM2->IM2/	Vegfb	Nrp1
97795	AM3	IM2	1529	0.069498	0.547368	0.069498	AM3->IM2/	Vegfb	Nrp1
97796	AM2	IM2	1529	0.130152	0.547368	0.130152	AM2->IM2/	Vegfb	Nrp1
97797	AM1	IM2	1529	0.06621	0.547368	0.06621	AM1->IM2/	Vegfb	Nrp1
97798	AT2	IM2	1529	0.126173	0.547368	0.126173	AT2->IM2/	Vegfb	Nrp1
97799	AT2_Retnla	IM2	1529	0.124352	0.547368	0.124352	AT2_Retnla	Vegfb	Nrp1
97800	Fibroblasts	IM2	1529	0.085714	0.547368	0.085714	Fibroblasts	Vegfb	Nrp1
97801	IM2	IM1	1529	0.057895	0.298932	0.057895	IM2->IM1/	Vegfb	Nrp1
97803	AM3	IM1	1529	0.069498	0.298932	0.069498	AM3->IM1/	Vegfb	Nrp1
97804	AM2	IM1	1529	0.130152	0.298932	0.130152	AM2->IM1/	Vegfb	Nrp1
97805	AM1	IM1	1529	0.06621	0.298932	0.06621	AM1->IM1/	Vegfb	Nrp1
97806	AT2	IM1	1529	0.126173	0.298932	0.126173	AT2->IM1/	Vegfb	Nrp1
97807	AT2_Retnla	IM1	1529	0.124352	0.298932	0.124352	AT2_Retnla	Vegfb	Nrp1
97808	Fibroblasts	IM1	1529	0.085714	0.298932	0.085714	Fibroblasts	Vegfb	Nrp1
97809	IM2	AM3	1529	0.057895	0.343629	0.057895	IM2->AM3/	Vegfb	Nrp1
97811	AM3	AM3	1529	0.069498	0.343629	0.069498	AM3->AM3	Vegfb	Nrp1
97812	AM2	AM3	1529	0.130152	0.343629	0.130152	AM2->AM3	Vegfb	Nrp1
97813	AM1	AM3	1529	0.06621	0.343629	0.06621	AM1->AM3	Vegfb	Nrp1
97814	AT2	AM3	1529	0.126173	0.343629	0.126173	AT2->AM3/	Vegfb	Nrp1
97815	AT2_Retnla	AM3	1529	0.124352	0.343629	0.124352	AT2_Retnla	Vegfb	Nrp1
97816	Fibroblasts	AM3	1529	0.085714	0.343629	0.085714	Fibroblasts	Vegfb	Nrp1
97817	IM2	AM2	1529	0.057895	0.349241	0.057895	IM2->AM2/	Vegfb	Nrp1
97819	AM3	AM2	1529	0.069498	0.349241	0.069498	AM3->AM2	Vegfb	Nrp1
97820	AM2	AM2	1529	0.130152	0.349241	0.130152	AM2->AM2	Vegfb	Nrp1
97821	AM1	AM2	1529	0.06621	0.349241	0.06621	AM1->AM2	Vegfb	Nrp1
97822	AT2	AM2	1529	0.126173	0.349241	0.126173	AT2->AM2/	Vegfb	Nrp1
97823	AT2_Retnla	AM2	1529	0.124352	0.349241	0.124352	AT2_Retnla	Vegfb	Nrp1
97824	Fibroblasts	AM2	1529	0.085714	0.349241	0.085714	Fibroblasts	Vegfb	Nrp1
97825	IM2	AM1	1529	0.057895	0.321918	0.057895	IM2->AM1/	Vegfb	Nrp1
97827	AM3	AM1	1529	0.069498	0.321918	0.069498	AM3->AM1	Vegfb	Nrp1
97828	AM2	AM1	1529	0.130152	0.321918	0.130152	AM2->AM1	Vegfb	Nrp1
97829	AM1	AM1	1529	0.06621	0.321918	0.06621	AM1->AM1	Vegfb	Nrp1
97830	AT2	AM1	1529	0.126173	0.321918	0.126173	AT2->AM1/	Vegfb	Nrp1
97831	AT2_Retnla	AM1	1529	0.124352	0.321918	0.124352	AT2_Retnla	Vegfb	Nrp1
97832	Fibroblasts	AM1	1529	0.085714	0.321918	0.085714	Fibroblasts	Vegfb	Nrp1
97833	IM2	AT2	1529	0.057895	0.689607	0.057895	IM2->AT2/	Vegfb	Nrp1
97835	AM3	AT2	1529	0.069498	0.689607	0.069498	AM3->AT2/	Vegfb	Nrp1

97836	AM2	AT2	1529	0.130152	0.689607	0.130152	AM2->AT2/	Vegfb	Nrp1
97837	AM1	AT2	1529	0.06621	0.689607	0.06621	AM1->AT2/	Vegfb	Nrp1
97838	AT2	AT2	1529	0.126173	0.689607	0.126173	AT2->AT2/	Vegfb	Nrp1
97839	AT2_Retnla	AT2	1529	0.124352	0.689607	0.124352	AT2_Retnla	Vegfb	Nrp1
97840	Fibroblasts	AT2	1529	0.085714	0.689607	0.085714	Fibroblasts	Vegfb	Nrp1
97841	IM2	AT2_Retnla	1529	0.057895	0.647668	0.057895	IM2->AT2_	Vegfb	Nrp1
97843	AM3	AT2_Retnla	1529	0.069498	0.647668	0.069498	AM3->AT2_	Vegfb	Nrp1
97844	AM2	AT2_Retnla	1529	0.130152	0.647668	0.130152	AM2->AT2_	Vegfb	Nrp1
97845	AM1	AT2_Retnla	1529	0.06621	0.647668	0.06621	AM1->AT2_	Vegfb	Nrp1
97846	AT2	AT2_Retnla	1529	0.126173	0.647668	0.126173	AT2->AT2_	Vegfb	Nrp1
97847	AT2_Retnla	AT2_Retnla	1529	0.124352	0.647668	0.124352	AT2_Retnla	Vegfb	Nrp1
97848	Fibroblasts	AT2_Retnla	1529	0.085714	0.647668	0.085714	Fibroblasts	Vegfb	Nrp1
97849	IM2	Fibroblasts	1529	0.057895	0.695238	0.057895	IM2->Fibro	Vegfb	Nrp1
97851	AM3	Fibroblasts	1529	0.069498	0.695238	0.069498	AM3->Fibr	Vegfb	Nrp1
97852	AM2	Fibroblasts	1529	0.130152	0.695238	0.130152	AM2->Fibr	Vegfb	Nrp1
97853	AM1	Fibroblasts	1529	0.06621	0.695238	0.06621	AM1->Fibr	Vegfb	Nrp1
97854	AT2	Fibroblasts	1529	0.126173	0.695238	0.126173	AT2->Fibro	Vegfb	Nrp1
97855	AT2_Retnla	Fibroblasts	1529	0.124352	0.695238	0.124352	AT2_Retnla	Vegfb	Nrp1
97856	Fibroblasts	Fibroblasts	1529	0.085714	0.695238	0.085714	Fibroblasts	Vegfb	Nrp1
98497	IM2	IM2	1540	0.684211	0.284211	0.284211	IM2->IM2/	Vim	Cd44
98498	IM1	IM2	1540	0.882562	0.284211	0.284211	IM1->IM2/	Vim	Cd44
98499	AM3	IM2	1540	0.976834	0.284211	0.284211	AM3->IM2/	Vim	Cd44
98500	AM2	IM2	1540	0.995662	0.284211	0.284211	AM2->IM2/	Vim	Cd44
98501	AM1	IM2	1540	0.994292	0.284211	0.284211	AM1->IM2/	Vim	Cd44
98502	AT2	IM2	1540	0.157456	0.284211	0.157456	AT2->IM2/	Vim	Cd44
98503	AT2_Retnla	IM2	1540	0.145078	0.284211	0.145078	AT2_Retnla	Vim	Cd44
98504	Fibroblasts	IM2	1540	0.952381	0.284211	0.284211	Fibroblasts	Vim	Cd44
98505	IM2	IM1	1540	0.684211	0.462633	0.462633	IM2->IM1/	Vim	Cd44
98506	IM1	IM1	1540	0.882562	0.462633	0.462633	IM1->IM1/	Vim	Cd44
98507	AM3	IM1	1540	0.976834	0.462633	0.462633	AM3->IM1/	Vim	Cd44
98508	AM2	IM1	1540	0.995662	0.462633	0.462633	AM2->IM1/	Vim	Cd44
98509	AM1	IM1	1540	0.994292	0.462633	0.462633	AM1->IM1/	Vim	Cd44
98510	AT2	IM1	1540	0.157456	0.462633	0.157456	AT2->IM1/	Vim	Cd44
98511	AT2_Retnla	IM1	1540	0.145078	0.462633	0.145078	AT2_Retnla	Vim	Cd44
98512	Fibroblasts	IM1	1540	0.952381	0.462633	0.462633	Fibroblasts	Vim	Cd44
98513	IM2	AM3	1540	0.684211	0.957529	0.684211	IM2->AM3/	Vim	Cd44
98514	IM1	AM3	1540	0.882562	0.957529	0.882562	IM1->AM3/	Vim	Cd44
98515	AM3	AM3	1540	0.976834	0.957529	0.957529	AM3->AM3	Vim	Cd44
98516	AM2	AM3	1540	0.995662	0.957529	0.957529	AM2->AM3	Vim	Cd44
98517	AM1	AM3	1540	0.994292	0.957529	0.957529	AM1->AM3	Vim	Cd44
98518	AT2	AM3	1540	0.157456	0.957529	0.157456	AT2->AM3/	Vim	Cd44
98519	AT2_Retnla	AM3	1540	0.145078	0.957529	0.145078	AT2_Retnla	Vim	Cd44
98520	Fibroblasts	AM3	1540	0.952381	0.957529	0.952381	Fibroblasts	Vim	Cd44
98521	IM2	AM2	1540	0.684211	0.980477	0.684211	IM2->AM2/	Vim	Cd44
98522	IM1	AM2	1540	0.882562	0.980477	0.882562	IM1->AM2/	Vim	Cd44
98523	AM3	AM2	1540	0.976834	0.980477	0.976834	AM3->AM2	Vim	Cd44
98524	AM2	AM2	1540	0.995662	0.980477	0.980477	AM2->AM2	Vim	Cd44

98525	AM1	AM2	1540	0.994292	0.980477	0.980477	AM1->AM2	Vim	Cd44
98526	AT2	AM2	1540	0.157456	0.980477	0.157456	AT2->AM2/	Vim	Cd44
98527	AT2_Retnla	AM2	1540	0.145078	0.980477	0.145078	AT2_Retnla	Vim	Cd44
98528	Fibroblasts	AM2	1540	0.952381	0.980477	0.952381	Fibroblasts·	Vim	Cd44
98529	IM2	AM1	1540	0.684211	0.981735	0.684211	IM2->AM1/	Vim	Cd44
98530	IM1	AM1	1540	0.882562	0.981735	0.882562	IM1->AM1/	Vim	Cd44
98531	AM3	AM1	1540	0.976834	0.981735	0.976834	AM3->AM1	Vim	Cd44
98532	AM2	AM1	1540	0.995662	0.981735	0.981735	AM2->AM1	Vim	Cd44
98533	AM1	AM1	1540	0.994292	0.981735	0.981735	AM1->AM1	Vim	Cd44
98534	AT2	AM1	1540	0.157456	0.981735	0.157456	AT2->AM1/	Vim	Cd44
98535	AT2_Retnla	AM1	1540	0.145078	0.981735	0.145078	AT2_Retnla	Vim	Cd44
98536	Fibroblasts	AM1	1540	0.952381	0.981735	0.952381	Fibroblasts·	Vim	Cd44
98537	IM2	AT2	1540	0.684211	0.308655	0.308655	IM2->AT2/	Vim	Cd44
98538	IM1	AT2	1540	0.882562	0.308655	0.308655	IM1->AT2/	Vim	Cd44
98539	AM3	AT2	1540	0.976834	0.308655	0.308655	AM3->AT2/	Vim	Cd44
98540	AM2	AT2	1540	0.995662	0.308655	0.308655	AM2->AT2/	Vim	Cd44
98541	AM1	AT2	1540	0.994292	0.308655	0.308655	AM1->AT2/	Vim	Cd44
98542	AT2	AT2	1540	0.157456	0.308655	0.157456	AT2->AT2/	Vim	Cd44
98543	AT2_Retnla	AT2	1540	0.145078	0.308655	0.145078	AT2_Retnla	Vim	Cd44
98544	Fibroblasts	AT2	1540	0.952381	0.308655	0.308655	Fibroblasts·	Vim	Cd44
98545	IM2	AT2_Retnla	1540	0.684211	0.409326	0.409326	IM2->AT2_	Vim	Cd44
98546	IM1	AT2_Retnla	1540	0.882562	0.409326	0.409326	IM1->AT2_	Vim	Cd44
98547	AM3	AT2_Retnla	1540	0.976834	0.409326	0.409326	AM3->AT2_	Vim	Cd44
98548	AM2	AT2_Retnla	1540	0.995662	0.409326	0.409326	AM2->AT2_	Vim	Cd44
98549	AM1	AT2_Retnla	1540	0.994292	0.409326	0.409326	AM1->AT2_	Vim	Cd44
98550	AT2	AT2_Retnla	1540	0.157456	0.409326	0.157456	AT2->AT2_	Vim	Cd44
98551	AT2_Retnla	AT2_Retnla	1540	0.145078	0.409326	0.145078	AT2_Retnla	Vim	Cd44
98552	Fibroblasts	AT2_Retnla	1540	0.952381	0.409326	0.409326	Fibroblasts·	Vim	Cd44
98553	IM2	Fibroblasts	1540	0.684211	0.32381	0.32381	IM2->Fibro	Vim	Cd44
98554	IM1	Fibroblasts	1540	0.882562	0.32381	0.32381	IM1->Fibro	Vim	Cd44
98555	AM3	Fibroblasts	1540	0.976834	0.32381	0.32381	AM3->Fibr	Vim	Cd44
98556	AM2	Fibroblasts	1540	0.995662	0.32381	0.32381	AM2->Fibr	Vim	Cd44
98557	AM1	Fibroblasts	1540	0.994292	0.32381	0.32381	AM1->Fibr	Vim	Cd44
98558	AT2	Fibroblasts	1540	0.157456	0.32381	0.157456	AT2->Fibro	Vim	Cd44
98559	AT2_Retnla	Fibroblasts	1540	0.145078	0.32381	0.145078	AT2_Retnla	Vim	Cd44
98560	Fibroblasts	Fibroblasts	1540	0.952381	0.32381	0.32381	Fibroblasts·	Vim	Cd44
98912	Fibroblasts	AM2	1546	0.171429	0.062907	0.062907	Fibroblasts·	Wnt2	Fzd1
98928	Fibroblasts	AT2	1546	0.171429	0.075773	0.075773	Fibroblasts·	Wnt2	Fzd1
98936	Fibroblasts	AT2_Retnla	1546	0.171429	0.051813	0.051813	Fibroblasts·	Wnt2	Fzd1
98944	Fibroblasts	Fibroblasts	1546	0.171429	0.333333	0.171429	Fibroblasts·	Wnt2	Fzd1
98992	Fibroblasts	AT2	1547	0.171429	0.123392	0.123392	Fibroblasts·	Wnt2	Fzd5
99000	Fibroblasts	AT2_Retnla	1547	0.171429	0.119171	0.119171	Fibroblasts·	Wnt2	Fzd5
99032	Fibroblasts	AM3	1548	0.171429	0.084942	0.084942	Fibroblasts·	Wnt2	Fzd7
99040	Fibroblasts	AM2	1548	0.171429	0.101952	0.101952	Fibroblasts·	Wnt2	Fzd7
99048	Fibroblasts	AM1	1548	0.171429	0.055936	0.055936	Fibroblasts·	Wnt2	Fzd7
99056	Fibroblasts	AT2	1548	0.171429	0.140076	0.140076	Fibroblasts·	Wnt2	Fzd7
99064	Fibroblasts	AT2_Retnla	1548	0.171429	0.176166	0.171429	Fibroblasts·	Wnt2	Fzd7

99072	Fibroblasts	Fibroblasts	1548	0.171429	0.171429	0.171429	Fibroblasts·Wnt2	Fzd7
99120	Fibroblasts	AT2	1549	0.171429	0.050052	0.050052	Fibroblasts·Wnt2	Fzd8
99208	Fibroblasts	IM2	1551	0.171429	0.321053	0.171429	Fibroblasts·Wnt2	Lrp6
99216	Fibroblasts	IM1	1551	0.171429	0.088968	0.088968	Fibroblasts·Wnt2	Lrp6
99224	Fibroblasts	AM3	1551	0.171429	0.138996	0.138996	Fibroblasts·Wnt2	Lrp6
99232	Fibroblasts	AM2	1551	0.171429	0.127983	0.127983	Fibroblasts·Wnt2	Lrp6
99240	Fibroblasts	AM1	1551	0.171429	0.092466	0.092466	Fibroblasts·Wnt2	Lrp6
99248	Fibroblasts	AT2	1551	0.171429	0.220368	0.171429	Fibroblasts·Wnt2	Lrp6
99256	Fibroblasts	AT2_Retnla	1551	0.171429	0.233161	0.171429	Fibroblasts·Wnt2	Lrp6
99264	Fibroblasts	Fibroblasts	1551	0.171429	0.314286	0.171429	Fibroblasts·Wnt2	Lrp6
100128	Fibroblasts	AM2	1565	0.219048	0.062907	0.062907	Fibroblasts·Wnt5a	Fzd1
100144	Fibroblasts	AT2	1565	0.219048	0.075773	0.075773	Fibroblasts·Wnt5a	Fzd1
100152	Fibroblasts	AT2_Retnla	1565	0.219048	0.051813	0.051813	Fibroblasts·Wnt5a	Fzd1
100160	Fibroblasts	Fibroblasts	1565	0.219048	0.333333	0.219048	Fibroblasts·Wnt5a	Fzd1
100224	Fibroblasts	Fibroblasts	1566	0.219048	0.209524	0.209524	Fibroblasts·Wnt5a	Fzd2
100248	Fibroblasts	AM3	1567	0.219048	0.054054	0.054054	Fibroblasts·Wnt5a	Fzd4
100256	Fibroblasts	AM2	1567	0.219048	0.104121	0.104121	Fibroblasts·Wnt5a	Fzd4
100264	Fibroblasts	AM1	1567	0.219048	0.100457	0.100457	Fibroblasts·Wnt5a	Fzd4
100288	Fibroblasts	Fibroblasts	1567	0.219048	0.152381	0.152381	Fibroblasts·Wnt5a	Fzd4
100336	Fibroblasts	AT2	1568	0.219048	0.123392	0.123392	Fibroblasts·Wnt5a	Fzd5
100344	Fibroblasts	AT2_Retnla	1568	0.219048	0.119171	0.119171	Fibroblasts·Wnt5a	Fzd5
100400	Fibroblasts	AT2	1569	0.219048	0.056309	0.056309	Fibroblasts·Wnt5a	Fzd6
100440	Fibroblasts	AM3	1570	0.219048	0.084942	0.084942	Fibroblasts·Wnt5a	Fzd7
100448	Fibroblasts	AM2	1570	0.219048	0.101952	0.101952	Fibroblasts·Wnt5a	Fzd7
100456	Fibroblasts	AM1	1570	0.219048	0.055936	0.055936	Fibroblasts·Wnt5a	Fzd7
100464	Fibroblasts	AT2	1570	0.219048	0.140076	0.140076	Fibroblasts·Wnt5a	Fzd7
100472	Fibroblasts	AT2_Retnla	1570	0.219048	0.176166	0.176166	Fibroblasts·Wnt5a	Fzd7
100480	Fibroblasts	Fibroblasts	1570	0.219048	0.171429	0.171429	Fibroblasts·Wnt5a	Fzd7
100528	Fibroblasts	AT2	1571	0.219048	0.050052	0.050052	Fibroblasts·Wnt5a	Fzd8
100592	Fibroblasts	AT2	1572	0.219048	0.137296	0.137296	Fibroblasts·Wnt5a	Lrp5
100600	Fibroblasts	AT2_Retnla	1572	0.219048	0.139896	0.139896	Fibroblasts·Wnt5a	Lrp5
100608	Fibroblasts	Fibroblasts	1572	0.219048	0.12381	0.12381	Fibroblasts·Wnt5a	Lrp5
100640	Fibroblasts	AM2	1573	0.219048	0.075922	0.075922	Fibroblasts·Wnt5a	Mcam
100648	Fibroblasts	AM1	1573	0.219048	0.172374	0.172374	Fibroblasts·Wnt5a	Mcam
100728	Fibroblasts	AT2_Retnla	1574	0.219048	0.082902	0.082902	Fibroblasts·Wnt5a	Ror1
100800	Fibroblasts	Fibroblasts	1575	0.219048	0.07619	0.07619	Fibroblasts·Wnt5a	Ror2
100848	Fibroblasts	AT2	1576	0.219048	0.243657	0.219048	Fibroblasts·Wnt5a	Ryk
100856	Fibroblasts	AT2_Retnla	1576	0.219048	0.26943	0.219048	Fibroblasts·Wnt5a	Ryk
100864	Fibroblasts	Fibroblasts	1576	0.219048	0.361905	0.219048	Fibroblasts·Wnt5a	Ryk

	p_val	avg_logFC	pct.1	pct.2	p_val_adj	cluster	gene
mt-Atp6	2.99E-173	0.4204	1	1	5.26E-169	AT2_1	mt-Atp6
mt-Co3	3.46E-157	0.399841	1	0.998	6.08E-153	AT2_1	mt-Co3
mt-Nd2	1.74E-155	0.495479	1	0.998	3.06E-151	AT2_1	mt-Nd2
Rps19	1.43E-154	0.348022	1	1	2.51E-150	AT2_1	Rps19
Tpt1	5.67E-154	0.365683	1	0.999	9.95E-150	AT2_1	Tpt1
Rpl41	3.72E-153	0.316684	1	1	6.53E-149	AT2_1	Rpl41
mt-Cytb	6.36E-150	0.409557	1	0.998	1.12E-145	AT2_1	mt-Cytb
Slc34a2	1.39E-148	0.406941	1	0.997	2.43E-144	AT2_1	Slc34a2
mt-Co1	1.05E-147	0.382102	1	0.998	1.85E-143	AT2_1	mt-Co1
Rps29	9.58E-147	0.299869	1	1	1.68E-142	AT2_1	Rps29
Rps27	2.10E-142	0.324316	0.999	1	3.68E-138	AT2_1	Rps27
Rpl21	3.74E-141	0.344286	0.999	0.999	6.56E-137	AT2_1	Rpl21
mt-Nd4	5.04E-137	0.409096	1	0.998	8.84E-133	AT2_1	mt-Nd4
mt-Co2	4.38E-135	0.393307	1	0.997	7.70E-131	AT2_1	mt-Co2
Rps28	2.97E-129	0.353649	0.999	1	5.22E-125	AT2_1	Rps28
mt-Nd1	6.88E-124	0.404467	1	0.997	1.21E-119	AT2_1	mt-Nd1
Rpl37a	2.67E-116	0.291733	1	0.999	4.69E-112	AT2_1	Rpl37a
Rpl18a	7.38E-116	0.334316	0.996	0.999	1.30E-111	AT2_1	Rpl18a
Rps14	3.59E-114	0.301231	0.997	1	6.30E-110	AT2_1	Rps14
Rps12	5.13E-114	0.346094	0.998	0.998	9.00E-110	AT2_1	Rps12
Eef1a1	2.89E-112	0.338102	0.999	0.999	5.07E-108	AT2_1	Eef1a1
Rpl13	1.48E-108	0.377604	0.995	0.998	2.59E-104	AT2_1	Rpl13
Ftl1	2.92E-108	0.405631	1	0.998	5.12E-104	AT2_1	Ftl1
Rpl13a	2.56E-103	0.298741	0.999	0.999	4.50E-99	AT2_1	Rpl13a
Rplp2	2.74E-100	0.291529	0.999	1	4.81E-96	AT2_1	Rplp2
Rps23	3.66E-100	0.293876	0.998	0.999	6.43E-96	AT2_1	Rps23
Rplp1	1.06E-99	0.286149	1	1	1.86E-95	AT2_1	Rplp1
Rps21	3.80E-99	0.308766	0.999	0.998	6.68E-95	AT2_1	Rps21
Rpl23	2.92E-97	0.291794	0.999	1	5.12E-93	AT2_1	Rpl23
Rps15	3.30E-97	0.302993	0.998	0.996	5.80E-93	AT2_1	Rps15
Rps20	1.40E-95	0.332573	0.994	0.991	2.47E-91	AT2_1	Rps20
Rpl32	1.11E-94	0.285791	0.998	1	1.94E-90	AT2_1	Rpl32
Fau	2.02E-94	0.307526	0.999	0.999	3.55E-90	AT2_1	Fau
Rpl35a	1.02E-93	0.283027	0.998	1	1.79E-89	AT2_1	Rpl35a
Rpl14	1.35E-92	0.336586	0.994	0.995	2.37E-88	AT2_1	Rpl14
Rps8	6.60E-92	0.260684	1	1	1.16E-87	AT2_1	Rps8
Rpl26	2.74E-91	0.28818	0.998	0.998	4.81E-87	AT2_1	Rpl26
Rps16	1.88E-90	0.305615	0.998	0.995	3.31E-86	AT2_1	Rps16
Fth1	9.43E-90	0.268629	0.999	0.999	1.66E-85	AT2_1	Fth1
Rpl27a	1.55E-89	0.288812	0.999	0.998	2.72E-85	AT2_1	Rpl27a
Rps3a1	5.10E-89	0.293105	0.998	0.998	8.96E-85	AT2_1	Rps3a1
Rps24	2.53E-88	0.278924	0.999	1	4.44E-84	AT2_1	Rps24
Rpl8	7.62E-88	0.32237	0.995	0.998	1.34E-83	AT2_1	Rpl8
Rpl37	1.59E-85	0.262513	0.999	1	2.79E-81	AT2_1	Rpl37
Rps4x	1.35E-83	0.314951	0.993	0.993	2.37E-79	AT2_1	Rps4x
mt-Nd3	7.13E-82	0.435376	0.977	0.967	1.25E-77	AT2_1	mt-Nd3

Rpl34	3.83E-81	0.27669	0.998	0.995	6.73E-77	AT2_1	Rpl34
Lamp3	1.64E-79	0.348649	0.993	0.987	2.89E-75	AT2_1	Lamp3
Rps25	9.61E-79	0.287742	0.993	0.994	1.69E-74	AT2_1	Rps25
Rpl38	2.12E-77	0.25806	0.999	1	3.72E-73	AT2_1	Rpl38
Rps5	2.10E-73	0.285254	0.991	0.998	3.68E-69	AT2_1	Rps5
Malat1	3.12E-72	0.316611	1	1	5.48E-68	AT2_1	Malat1
Rplp0	3.67E-72	0.327017	0.99	0.994	6.44E-68	AT2_1	Rplp0
Rpl10	3.65E-71	0.252845	0.996	0.998	6.41E-67	AT2_1	Rpl10
Rpl36	4.31E-71	0.277446	0.997	0.995	7.58E-67	AT2_1	Rpl36
Rpl23a	3.36E-68	0.256693	0.995	0.998	5.90E-64	AT2_1	Rpl23a
Rpl9	8.12E-68	0.272831	0.996	0.995	1.43E-63	AT2_1	Rpl9
Rps15a	8.94E-67	0.252761	0.999	0.999	1.57E-62	AT2_1	Rps15a
Rps11	3.74E-65	0.272966	0.995	0.996	6.57E-61	AT2_1	Rps11
Rpl30	1.40E-64	0.276723	0.994	0.997	2.47E-60	AT2_1	Rpl30
Rpl31	7.52E-64	0.256309	0.994	0.999	1.32E-59	AT2_1	Rpl31
Rps18	9.02E-64	0.263047	0.991	0.997	1.58E-59	AT2_1	Rps18
Rps9	6.69E-61	0.252611	0.999	0.999	1.18E-56	AT2_1	Rps9
Lpcat1	6.90E-61	0.360466	0.979	0.974	1.21E-56	AT2_1	Lpcat1
Rps10	1.81E-59	0.25561	0.996	0.996	3.18E-55	AT2_1	Rps10
Rpl5	9.26E-59	0.322132	0.967	0.978	1.63E-54	AT2_1	Rpl5
Rpl28	3.56E-58	0.257292	0.993	0.994	6.26E-54	AT2_1	Rpl28
Rpl36a	1.75E-57	0.273556	0.989	0.993	3.07E-53	AT2_1	Rpl36a
Abca3	1.79E-51	0.35013	0.944	0.927	3.14E-47	AT2_1	Abca3
mt-Nd5	2.59E-51	0.36138	0.959	0.953	4.55E-47	AT2_1	mt-Nd5
Eef2	3.77E-48	0.325693	0.957	0.958	6.62E-44	AT2_1	Eef2
Dram1	7.64E-48	0.323658	0.949	0.936	1.34E-43	AT2_1	Dram1
Rpl12	7.23E-47	0.288408	0.965	0.964	1.27E-42	AT2_1	Rpl12
Rpl3	7.74E-47	0.264812	0.983	0.984	1.36E-42	AT2_1	Rpl3
Neat1	1.96E-45	0.363311	0.928	0.909	3.44E-41	AT2_1	Neat1
Scd2	8.46E-43	0.389915	0.923	0.919	1.49E-38	AT2_1	Scd2
Gnb2l1	3.96E-42	0.315546	0.937	0.93	6.95E-38	AT2_1	Gnb2l1
Rpsa	2.89E-41	0.256157	0.986	0.99	5.08E-37	AT2_1	Rpsa
Rpl4	7.36E-40	0.261062	0.963	0.975	1.29E-35	AT2_1	Rpl4
Ank3	1.54E-37	0.344991	0.853	0.846	2.70E-33	AT2_1	Ank3
Rpl29	1.71E-36	0.26306	0.945	0.962	3.00E-32	AT2_1	Rpl29
Ppp1r14c	1.10E-35	0.297082	0.926	0.932	1.94E-31	AT2_1	Ppp1r14c
Iqgap1	1.16E-35	0.28318	0.92	0.932	2.03E-31	AT2_1	Iqgap1
Alcam	8.15E-34	0.26494	0.97	0.974	1.43E-29	AT2_1	Alcam
mt-Atp8	1.71E-33	0.340426	0.872	0.865	3.00E-29	AT2_1	mt-Atp8
mt-Nd4l	2.05E-33	0.290054	0.954	0.944	3.60E-29	AT2_1	mt-Nd4l
Atp8a1	1.49E-32	0.295499	0.903	0.914	2.61E-28	AT2_1	Atp8a1
Cd36	2.16E-32	0.291591	0.928	0.921	3.80E-28	AT2_1	Cd36
Pabpc1	3.46E-30	0.339065	0.734	0.687	6.08E-26	AT2_1	Pabpc1
Ctnnb1	3.74E-30	0.327327	0.854	0.857	6.58E-26	AT2_1	Ctnnb1
Cox7a2l	2.57E-29	0.279233	0.849	0.852	4.52E-25	AT2_1	Cox7a2l
Bri3	3.45E-29	0.263693	0.917	0.921	6.05E-25	AT2_1	Bri3
Adgrf5	8.48E-29	0.309785	0.801	0.791	1.49E-24	AT2_1	Adgrf5

Eef1g	2.11E-28	0.280251	0.886	0.897	3.71E-24	AT2_1	Eef1g
Etv5	2.68E-28	0.314379	0.849	0.845	4.71E-24	AT2_1	Etv5
Fasn	6.57E-28	0.286774	0.93	0.931	1.15E-23	AT2_1	Fasn
Ptprf	6.81E-28	0.287669	0.892	0.897	1.20E-23	AT2_1	Ptprf
Zdhhc3	2.08E-26	0.370196	0.799	0.789	3.66E-22	AT2_1	Zdhhc3
Acly	9.88E-26	0.326981	0.762	0.73	1.73E-21	AT2_1	Acly
Ddx5	1.86E-25	0.259678	0.891	0.914	3.26E-21	AT2_1	Ddx5
Rps12-ps3	2.66E-25	0.307436	0.78	0.771	4.67E-21	AT2_1	Rps12-ps3
Cat	1.27E-24	0.298377	0.812	0.813	2.24E-20	AT2_1	Cat
Errfi1	1.92E-24	0.341302	0.763	0.721	3.37E-20	AT2_1	Errfi1
Scd1	9.09E-24	0.33701	0.999	0.998	1.60E-19	AT2_1	Scd1
Cpm	2.79E-23	0.316531	0.754	0.703	4.90E-19	AT2_1	Cpm
Cebpa	4.24E-21	0.304488	0.668	0.643	7.45E-17	AT2_1	Cebpa
Socs2	5.27E-19	0.258061	0.84	0.85	9.26E-15	AT2_1	Socs2
Epas1	8.02E-19	0.293412	0.73	0.726	1.41E-14	AT2_1	Epas1
Luc7l2	1.58E-18	0.276956	0.699	0.695	2.77E-14	AT2_1	Luc7l2
Gm9843	3.59E-18	0.268923	0.692	0.691	6.31E-14	AT2_1	Gm9843
Fgfr2	6.84E-18	0.323435	0.64	0.622	1.20E-13	AT2_1	Fgfr2
Mecom	1.17E-16	0.291872	0.636	0.64	2.06E-12	AT2_1	Mecom
Pcbp2	1.36E-16	0.267697	0.685	0.683	2.39E-12	AT2_1	Pcbp2
Rps27rt	2.24E-16	0.290795	0.714	0.687	3.92E-12	AT2_1	Rps27rt
Btg1	2.52E-15	0.268645	0.656	0.653	4.42E-11	AT2_1	Btg1
Zfos1	5.82E-15	0.285203	0.608	0.569	1.02E-10	AT2_1	Zfos1
Ddx17	2.18E-14	0.279355	0.53	0.5	3.83E-10	AT2_1	Ddx17
Secisbp2l	6.21E-14	0.273392	0.67	0.684	1.09E-09	AT2_1	Secisbp2l
Hp1bp3	8.70E-14	0.269513	0.543	0.512	1.53E-09	AT2_1	Hp1bp3
Foxp1	1.94E-13	0.259284	0.616	0.614	3.41E-09	AT2_1	Foxp1
PISD	1.21E-12	0.28116	0.506	0.47	2.12E-08	AT2_1	PISD
Snhg11	1.37E-12	0.268983	0.504	0.445	2.40E-08	AT2_1	Snhg11
Abhd2	2.04E-12	0.298034	0.603	0.591	3.59E-08	AT2_1	Abhd2
Zbtb20	3.20E-12	0.282857	0.514	0.469	5.62E-08	AT2_1	Zbtb20
Tns1	6.15E-11	0.258432	0.502	0.469	1.08E-06	AT2_1	Tns1
Bex2	1.55E-09	0.268329	0.615	0.543	2.73E-05	AT2_1	Bex2
Cited2	2.37E-09	0.264044	0.561	0.555	4.15E-05	AT2_1	Cited2
Sftpc	0	0.80621	1	1	0	AT2_2	Sftpc
Napsa	1.51E-274	0.868037	0.999	0.958	2.65E-270	AT2_2	Napsa
Sftpb	1.22E-196	0.396243	1	1	2.13E-192	AT2_2	Sftpb
Wfdc2	6.87E-181	0.549499	1	0.995	1.21E-176	AT2_2	Wfdc2
Ubb	4.37E-148	0.561808	0.992	0.909	7.68E-144	AT2_2	Ubb
Gm42418	3.10E-137	0.594274	0.994	0.855	5.45E-133	AT2_2	Gm42418
Prdx1	2.49E-127	0.560418	0.985	0.791	4.37E-123	AT2_2	Prdx1
Sftpa1	3.99E-127	0.352599	1	1	7.00E-123	AT2_2	Sftpa1
Ppia	1.01E-121	0.447083	0.999	0.958	1.78E-117	AT2_2	Ppia
Lyz2	7.61E-120	0.425277	1	0.999	1.34E-115	AT2_2	Lyz2
Cd9	1.15E-113	0.531247	0.962	0.701	2.01E-109	AT2_2	Cd9
Sftpd	3.03E-99	0.439375	1	0.998	5.32E-95	AT2_2	Sftpd
Uqcrb	1.01E-98	0.512053	0.931	0.626	1.78E-94	AT2_2	Uqcrb

Chil1	5.91E-95	0.483185	1	0.981	1.04E-90	AT2_2	Chil1
Selenbp1	4.40E-90	0.53734	0.929	0.631	7.72E-86	AT2_2	Selenbp1
Fdps	4.47E-90	0.66846	0.764	0.373	7.85E-86	AT2_2	Fdps
Mgst1	7.45E-87	0.418948	0.992	0.857	1.31E-82	AT2_2	Mgst1
Tspo	3.79E-76	0.411429	0.958	0.71	6.65E-72	AT2_2	Tspo
Psma2	4.47E-70	0.41204	0.719	0.319	7.84E-66	AT2_2	Psma2
Dbi	2.44E-66	0.401145	0.988	0.902	4.28E-62	AT2_2	Dbi
Cd74	1.88E-65	0.34993	1	0.993	3.29E-61	AT2_2	Cd74
Psmb5	7.53E-63	0.386179	0.633	0.253	1.32E-58	AT2_2	Psmb5
Ager	2.51E-58	0.350467	0.993	0.913	4.40E-54	AT2_2	Ager
Ldhb	5.44E-53	0.374682	0.822	0.484	9.55E-49	AT2_2	Ldhb
Cldn3	3.90E-51	0.349181	0.945	0.728	6.86E-47	AT2_2	Cldn3
Cd63	9.43E-50	0.330424	0.987	0.89	1.66E-45	AT2_2	Cd63
Hp	1.54E-49	0.416999	0.975	0.856	2.71E-45	AT2_2	Hp
Gsta4	2.10E-49	0.330978	0.518	0.202	3.69E-45	AT2_2	Gsta4
Gpx8	6.43E-49	0.324862	0.534	0.214	1.13E-44	AT2_2	Gpx8
Lcn2	2.30E-48	0.59186	0.962	0.841	4.04E-44	AT2_2	Lcn2
Psmb6	2.59E-48	0.343362	0.694	0.344	4.54E-44	AT2_2	Psmb6
Psmb3	3.76E-46	0.312713	0.652	0.314	6.61E-42	AT2_2	Psmb3
Gstt1	4.65E-46	0.354605	0.736	0.403	8.16E-42	AT2_2	Gstt1
H2-Ab1	8.49E-46	0.395851	0.949	0.787	1.49E-41	AT2_2	H2-Ab1
Ces1d	2.16E-45	0.355401	0.922	0.704	3.79E-41	AT2_2	Ces1d
Myl6	1.01E-43	0.257029	0.978	0.881	1.77E-39	AT2_2	Myl6
Tmem59	4.69E-43	0.315796	0.936	0.721	8.24E-39	AT2_2	Tmem59
Dad1	4.36E-42	0.302173	0.896	0.64	7.65E-38	AT2_2	Dad1
Iah1	1.93E-40	0.31892	0.859	0.581	3.39E-36	AT2_2	Iah1
H2-Aa	2.46E-40	0.309966	0.959	0.879	4.32E-36	AT2_2	H2-Aa
Tubb4b	2.02E-39	0.362316	0.771	0.477	3.55E-35	AT2_2	Tubb4b
Mdh1	2.02E-38	0.285294	0.597	0.293	3.55E-34	AT2_2	Mdh1
Tecr	1.39E-36	0.281688	0.718	0.397	2.43E-32	AT2_2	Tecr
Ifi30	7.75E-36	0.284626	0.557	0.27	1.36E-31	AT2_2	Ifi30
Tmem176a	1.56E-35	0.301459	0.791	0.5	2.74E-31	AT2_2	Tmem176a
Fabp5	5.64E-35	0.384401	0.978	0.904	9.90E-31	AT2_2	Fabp5
Tmem176b	2.91E-34	0.27803	0.874	0.64	5.11E-30	AT2_2	Tmem176b
Lrg1	2.78E-33	0.595609	0.723	0.493	4.89E-29	AT2_2	Lrg1
Cope	6.08E-33	0.251181	0.553	0.273	1.07E-28	AT2_2	Cope
H2-Eb1	1.33E-32	0.307344	0.872	0.645	2.33E-28	AT2_2	H2-Eb1
Ndufa12	2.46E-31	0.270631	0.663	0.371	4.31E-27	AT2_2	Ndufa12
Atp5b	5.70E-31	0.267371	0.845	0.588	1.00E-26	AT2_2	Atp5b
Apoe	1.25E-29	0.411526	0.824	0.637	2.19E-25	AT2_2	Apoe
H2-D1	6.01E-29	0.255556	0.948	0.846	1.06E-24	AT2_2	H2-D1
Ndnf	2.82E-50	1.05053	0.609	0.132	4.95E-46	AT2_3	Ndnf
Lgals3	2.30E-46	1.7361	0.791	0.306	4.03E-42	AT2_3	Lgals3
Anxa5	7.39E-45	1.216055	0.939	0.531	1.30E-40	AT2_3	Anxa5
2200002D0	1.00E-42	0.946305	0.548	0.123	1.76E-38	AT2_3	2200002D01Rik
Crip2	1.82E-39	0.825987	0.974	0.725	3.19E-35	AT2_3	Crip2
S100a6	3.44E-39	2.531067	0.696	0.271	6.04E-35	AT2_3	S100a6

Anxa1	2.90E-37	1.229831	0.635	0.193	5.09E-33	AT2_3	Anxa1
Ctsh	4.96E-36	0.851762	1	0.932	8.71E-32	AT2_3	Ctsh
Sparc	9.12E-28	0.935396	0.904	0.553	1.60E-23	AT2_3	Sparc
Cldn18	1.84E-26	0.626284	0.991	0.945	3.22E-22	AT2_3	Cldn18
Anxa3	3.42E-25	0.845182	0.878	0.642	6.00E-21	AT2_3	Anxa3
Krt18	2.95E-24	1.003668	0.748	0.402	5.17E-20	AT2_3	Krt18
Clu	6.03E-23	0.958819	0.748	0.401	1.06E-18	AT2_3	Clu
S100a11	2.16E-22	0.73637	0.991	0.936	3.79E-18	AT2_3	S100a11
Krt8	2.67E-21	1.172075	0.696	0.372	4.68E-17	AT2_3	Krt8
Tmem176b	3.71E-21	0.735162	0.939	0.718	6.52E-17	AT2_3	Tmem176b
Timp3	1.54E-20	0.688481	0.504	0.176	2.70E-16	AT2_3	Timp3
Phlda1	4.17E-20	0.842898	0.913	0.666	7.32E-16	AT2_3	Phlda1
Krt7	9.40E-20	0.808939	0.548	0.222	1.65E-15	AT2_3	Krt7
Tmsb10	8.24E-19	0.847328	0.852	0.605	1.45E-14	AT2_3	Tmsb10
Cxcl16	9.91E-19	0.618637	0.574	0.234	1.74E-14	AT2_3	Cxcl16
Ahnak	1.05E-18	0.645352	0.739	0.419	1.85E-14	AT2_3	Ahnak
Nfkbia	2.05E-18	0.481375	0.565	0.219	3.60E-14	AT2_3	Nfkbia
Cryab	5.85E-18	0.762738	0.591	0.297	1.03E-13	AT2_3	Cryab
Gsn	6.94E-18	0.62989	0.591	0.27	1.22E-13	AT2_3	Gsn
Anxa2	3.14E-17	0.775906	0.852	0.64	5.52E-13	AT2_3	Anxa2
Lmo7	7.62E-17	0.646358	0.739	0.454	1.34E-12	AT2_3	Lmo7
Vapa	1.24E-16	0.546253	0.861	0.65	2.18E-12	AT2_3	Vapa
Malat11	1.61E-16	0.384567	1	1	2.82E-12	AT2_3	Malat1
Cd91	2.02E-15	0.69981	0.922	0.793	3.55E-11	AT2_3	Cd9
Tmem176a	3.37E-15	0.704557	0.826	0.599	5.92E-11	AT2_3	Tmem176a
Hsp90ab1	4.54E-15	0.497771	0.983	0.937	7.96E-11	AT2_3	Hsp90ab1
Ager1	6.97E-15	0.621637	0.983	0.941	1.22E-10	AT2_3	Ager
Tpm1	8.10E-15	0.567993	0.87	0.734	1.42E-10	AT2_3	Tpm1
Ly6e	1.56E-14	0.444014	0.983	0.921	2.73E-10	AT2_3	Ly6e
Clic3	1.76E-14	0.672181	0.774	0.513	3.09E-10	AT2_3	Clic3
Actg1	2.60E-14	0.551098	0.991	0.943	4.57E-10	AT2_3	Actg1
Myl12a	3.90E-14	0.602073	0.922	0.816	6.85E-10	AT2_3	Myl12a
Serpinb6b	9.66E-14	0.653365	0.783	0.515	1.70E-09	AT2_3	Serpinb6b
Hmgn1	1.92E-13	0.470807	0.939	0.82	3.37E-09	AT2_3	Hmgn1
Cfl1	5.70E-13	0.421804	0.887	0.71	1.00E-08	AT2_3	Cfl1
Aqp5	8.11E-13	0.552297	0.861	0.758	1.42E-08	AT2_3	Aqp5
Ywhah	9.99E-13	0.51794	0.591	0.318	1.75E-08	AT2_3	Ywhah
H3f3b	1.10E-12	0.342235	0.991	0.981	1.93E-08	AT2_3	H3f3b
Csrp1	1.46E-12	0.52224	0.809	0.54	2.56E-08	AT2_3	Csrp1
Myl61	1.55E-12	0.463362	0.983	0.914	2.73E-08	AT2_3	Myl6
Cyba	2.29E-12	0.561979	0.765	0.577	4.02E-08	AT2_3	Cyba
Camk2d	3.48E-12	0.437403	0.522	0.249	6.11E-08	AT2_3	Camk2d
Tagln2	6.83E-12	0.457867	0.896	0.788	1.20E-07	AT2_3	Tagln2
Serpinb9	6.94E-12	0.554664	0.574	0.305	1.22E-07	AT2_3	Serpinb9
Emp2	1.24E-11	0.527832	0.878	0.692	2.19E-07	AT2_3	Emp2
Calm1	2.08E-11	0.621901	0.939	0.88	3.66E-07	AT2_3	Calm1
Crip1	2.57E-11	0.601771	0.878	0.699	4.51E-07	AT2_3	Crip1

Eif1	2.82E-11	0.315662	1	0.992	4.95E-07	AT2_3	Eif1
Cfl2	3.61E-11	0.371533	0.539	0.255	6.35E-07	AT2_3	Cfl2
Ptma	3.93E-11	0.357495	1	0.991	6.89E-07	AT2_3	Ptma
Myl12b	2.06E-10	0.488546	0.791	0.555	3.62E-06	AT2_3	Myl12b
Pfn1	2.30E-10	0.374848	0.974	0.891	4.04E-06	AT2_3	Pfn1
Tmsb4x	3.75E-10	0.264745	1	1	6.58E-06	AT2_3	Tmsb4x
Actb	3.78E-10	0.588932	0.983	0.985	6.64E-06	AT2_3	Actb
Ppp3ca	7.08E-10	0.392297	0.722	0.471	1.24E-05	AT2_3	Ppp3ca
F11r	1.48E-09	0.335948	0.635	0.391	2.60E-05	AT2_3	F11r
Tppp3	1.64E-09	0.563555	0.539	0.313	2.88E-05	AT2_3	Tppp3
Efhd2	2.08E-09	0.381351	0.539	0.292	3.65E-05	AT2_3	Efhd2
Hsp90aa1	2.22E-09	0.506764	0.87	0.724	3.89E-05	AT2_3	Hsp90aa1
Ubb1	2.66E-09	0.285072	0.983	0.938	4.67E-05	AT2_3	Ubb
Pdlim2	5.63E-09	0.389447	0.583	0.351	9.88E-05	AT2_3	Pdlim2
Serpinb6a	6.04E-09	0.355205	0.565	0.319	0.000106	AT2_3	Serpinb6a
Npnt	6.11E-09	0.45744	0.583	0.347	0.000107	AT2_3	Npnt
Ezr	6.19E-09	0.391726	0.809	0.595	0.000109	AT2_3	Ezr
Tspan8	6.85E-09	0.441549	0.548	0.309	0.00012	AT2_3	Tspan8
Dstn	7.63E-09	0.381461	0.983	0.955	0.000134	AT2_3	Dstn
Msn	1.26E-08	0.357408	0.583	0.335	0.000222	AT2_3	Msn
Cd631	1.28E-08	0.319274	0.991	0.923	0.000225	AT2_3	Cd63
Sqstm1	2.16E-08	0.40373	0.617	0.392	0.00038	AT2_3	Sqstm1
Cd741	2.36E-08	0.31538	1	0.995	0.000414	AT2_3	Cd74
Cystm1	2.66E-08	0.41341	0.896	0.809	0.000468	AT2_3	Cystm1
Tspo1	2.85E-08	0.445299	0.896	0.799	0.000501	AT2_3	Tspo
Cldn31	5.76E-08	0.361935	0.922	0.804	0.001011	AT2_3	Cldn3
Rgcc	6.61E-08	0.463808	0.835	0.705	0.001161	AT2_3	Rgcc
Tubb5	7.15E-08	0.425098	0.565	0.345	0.001255	AT2_3	Tubb5
Anp32b	1.24E-07	0.353207	0.617	0.406	0.002177	AT2_3	Anp32b
Npm1	1.42E-07	0.33662	0.852	0.782	0.002489	AT2_3	Npm1
Igfbp7	1.88E-07	0.446706	0.661	0.442	0.003302	AT2_3	Igfbp7
Gng5	1.99E-07	0.327878	0.974	0.938	0.003487	AT2_3	Gng5
Cd81	2.37E-07	0.402641	0.835	0.676	0.004155	AT2_3	Cd81
Gprc5a	3.18E-07	0.334718	0.678	0.472	0.005587	AT2_3	Gprc5a
Slc12a2	3.69E-07	0.311985	0.861	0.637	0.006483	AT2_3	Slc12a2
Epcam	4.94E-07	0.420872	0.73	0.584	0.008676	AT2_3	Epcam
Spint2	5.10E-07	0.260471	0.983	0.929	0.008954	AT2_3	Spint2
Psmd8	6.10E-07	0.399697	0.617	0.464	0.010716	AT2_3	Psmd8
Hes1	9.96E-07	0.49278	0.53	0.344	0.017496	AT2_3	Hes1
Capzb	1.24E-06	0.35685	0.574	0.394	0.021741	AT2_3	Capzb
Cdc42	1.28E-06	0.341479	0.748	0.612	0.022492	AT2_3	Cdc42
Arpc2	1.74E-06	0.279664	0.783	0.636	0.030478	AT2_3	Arpc2
Icam1	2.52E-06	0.390935	0.713	0.539	0.044308	AT2_3	Icam1
Pdlim1	2.79E-06	0.312273	0.539	0.356	0.049071	AT2_3	Pdlim1
Sptbn1	2.84E-06	0.336685	0.765	0.623	0.049875	AT2_3	Sptbn1
Zfp36l1	3.05E-06	0.376582	0.748	0.585	0.053544	AT2_3	Zfp36l1
Ppic	3.06E-06	0.433815	0.722	0.575	0.053718	AT2_3	Ppic

Park7	4.38E-06	0.31983	0.739	0.573	0.076973	AT2_3	Park7
S100a10	4.54E-06	0.59573	0.809	0.674	0.079719	AT2_3	S100a10
Fkbp1a	4.77E-06	0.37979	0.748	0.596	0.083759	AT2_3	Fkbp1a
Jun	4.85E-06	0.337574	0.53	0.358	0.085151	AT2_3	Jun
Akap13	4.87E-06	0.350477	0.643	0.446	0.085569	AT2_3	Akap13
Vamp8	5.11E-06	0.27151	1	0.981	0.089662	AT2_3	Vamp8
Hcfc1r1	5.19E-06	0.26619	0.591	0.4	0.091212	AT2_3	Hcfc1r1
Hmgb1	5.73E-06	0.274527	0.904	0.82	0.10056	AT2_3	Hmgb1
S100a1	6.08E-06	0.393658	0.713	0.584	0.106729	AT2_3	S100a1
Ptp4a2	7.25E-06	0.287165	0.643	0.475	0.127278	AT2_3	Ptp4a2
Ywhaq	9.72E-06	0.316811	0.757	0.588	0.170637	AT2_3	Ywhaq
Tspan2	9.78E-06	0.312415	0.539	0.364	0.171783	AT2_3	Tspan2
Cldn7	1.20E-05	0.337096	0.661	0.503	0.210343	AT2_3	Cldn7
Ywhae	1.53E-05	0.3031	0.835	0.709	0.269281	AT2_3	Ywhae
Ptms	1.67E-05	0.281771	0.8	0.653	0.293586	AT2_3	Ptms
Cd44	2.06E-05	0.337045	0.53	0.37	0.362444	AT2_3	Cd44
Psma7	2.63E-05	0.298663	0.643	0.521	0.462485	AT2_3	Psma7
Prdx2	3.02E-05	0.261755	0.748	0.546	0.530256	AT2_3	Prdx2
Atxn10	3.15E-05	0.27568	0.643	0.477	0.55318	AT2_3	Atxn10
Cst3	3.33E-05	0.261045	0.948	0.847	0.585514	AT2_3	Cst3
Serbp1	3.43E-05	0.27437	0.843	0.703	0.60217	AT2_3	Serbp1
Ifi27	3.50E-05	0.300016	0.574	0.412	0.615125	AT2_3	Ifi27
Lrrfip1	4.17E-05	0.259	0.513	0.356	0.732356	AT2_3	Lrrfip1
Junb	4.67E-05	0.274264	0.548	0.371	0.820055	AT2_3	Junb
Cnn2	5.23E-05	0.302215	0.678	0.549	0.918564	AT2_3	Cnn2
S100a13	6.74E-05	0.293526	0.722	0.571	1	AT2_3	S100a13
Hspa8	8.02E-05	0.307433	0.965	0.882	1	AT2_3	Hspa8
Dynll1	8.28E-05	0.318533	0.913	0.804	1	AT2_3	Dynll1
Fdx1	8.72E-05	0.291668	0.687	0.537	1	AT2_3	Fdx1
Myh14	0.000111	0.272558	0.635	0.508	1	AT2_3	Myh14
Il18r1	0.000129	0.285467	0.504	0.355	1	AT2_3	Il18r1
H2-Ab11	0.000136	0.333531	0.878	0.847	1	AT2_3	H2-Ab1
Rab14	0.000218	0.274694	0.687	0.561	1	AT2_3	Rab14
Anp32a	0.000267	0.261587	0.73	0.575	1	AT2_3	Anp32a
Ccnd1	0.000295	0.321382	0.626	0.483	1	AT2_3	Ccnd1
Ctsz	0.000299	0.254609	0.713	0.563	1	AT2_3	Ctsz
Btg2	0.000346	0.256573	0.565	0.416	1	AT2_3	Btg2
Rpl15	0.000363	0.292667	0.878	0.862	1	AT2_3	Rpl15
Cstb	0.000377	0.412412	0.704	0.596	1	AT2_3	Cstb
Mcl1	0.000562	0.258282	0.557	0.398	1	AT2_3	Mcl1
Bcam	0.000588	0.257164	0.73	0.601	1	AT2_3	Bcam
Ypel3	0.000813	0.261546	0.609	0.474	1	AT2_3	Ypel3
Coa3	0.000905	0.265851	0.643	0.504	1	AT2_3	Coa3
H2-Eb11	0.000922	0.261634	0.8	0.727	1	AT2_3	H2-Eb1
Mal	0.001022	0.279196	0.6	0.483	1	AT2_3	Mal
Ctnna1	0.00164	0.265961	0.539	0.454	1	AT2_3	Ctnna1
Esd	0.001731	0.273582	0.53	0.404	1	AT2_3	Esd

Tpm4	0.002736	0.306759	0.574	0.466	1	AT2_3	Tpm4
Cox6a2	0.003096	0.322079	0.678	0.61	1	AT2_3	Cox6a2
Slc25a4	0.007836	0.270475	0.574	0.486	1	AT2_3	Slc25a4
Slc26a4	7.45E-105	1.51459	0.75	0.13	1.31E-100	AT2_4	Slc26a4
Retnla	1.98E-67	3.225187	0.865	0.374	3.48E-63	AT2_4	Retnla
Lcn21	3.73E-36	0.885869	1	0.879	6.56E-32	AT2_4	Lcn2
Gclc	5.68E-27	0.65002	0.962	0.798	9.98E-23	AT2_4	Gclc
Chia1	4.42E-25	1.353791	0.686	0.407	7.76E-21	AT2_4	Chia1
Atp5e	1.44E-24	0.390331	1	0.979	2.53E-20	AT2_4	Atp5e
C3	8.44E-23	0.592266	0.686	0.363	1.48E-18	AT2_4	C3
Il33	6.52E-22	0.750138	0.91	0.707	1.14E-17	AT2_4	Il33
Gm10076	1.53E-21	0.421803	0.987	0.957	2.68E-17	AT2_4	Gm10076
Kcnj15	2.24E-21	0.638499	0.872	0.635	3.94E-17	AT2_4	Kcnj15
Fth11	3.82E-20	0.299363	1	0.999	6.71E-16	AT2_4	Fth1
Acsl4	1.26E-19	0.513331	0.929	0.788	2.21E-15	AT2_4	Acsl4
Clip4	4.53E-19	0.470365	0.712	0.376	7.95E-15	AT2_4	Clip4
Tmsb4x1	1.54E-18	0.362563	1	1	2.71E-14	AT2_4	Tmsb4x
Uqcr11	7.35E-18	0.379903	0.987	0.933	1.29E-13	AT2_4	Uqcr11
Txnip	8.14E-18	0.530685	0.782	0.491	1.43E-13	AT2_4	Txnip
Atp11a	1.07E-16	0.426042	0.968	0.842	1.87E-12	AT2_4	Atp11a
Chil11	1.08E-16	0.392808	1	0.988	1.89E-12	AT2_4	Chil1
Hc	3.83E-16	0.405085	0.981	0.975	6.72E-12	AT2_4	Hc
Ly6e1	1.25E-15	0.372861	0.987	0.919	2.19E-11	AT2_4	Ly6e
Uqcrq	1.83E-15	0.377283	0.936	0.821	3.22E-11	AT2_4	Uqcrq
Gm10073	2.16E-15	0.350036	0.962	0.885	3.80E-11	AT2_4	Gm10073
AY036118	6.14E-15	0.391798	0.923	0.679	1.08E-10	AT2_4	AY036118
Uba52	9.12E-15	0.398024	0.962	0.826	1.60E-10	AT2_4	Uba52
Tgoln1	1.64E-14	0.366969	0.987	0.874	2.88E-10	AT2_4	Tgoln1
Ndufa2	1.67E-14	0.296401	0.968	0.942	2.93E-10	AT2_4	Ndufa2
Tmem30a	2.39E-14	0.426888	0.91	0.732	4.20E-10	AT2_4	Tmem30a
Cox6c	3.32E-13	0.294119	0.981	0.971	5.82E-09	AT2_4	Cox6c
Serf2	3.93E-13	0.296865	0.987	0.975	6.90E-09	AT2_4	Serf2
Ptma1	5.96E-13	0.260774	0.994	0.992	1.05E-08	AT2_4	Ptma
Me1	6.08E-13	0.49136	0.731	0.525	1.07E-08	AT2_4	Me1
Cox8a	7.60E-13	0.283508	0.981	0.979	1.33E-08	AT2_4	Cox8a
H2afz	2.62E-12	0.521876	0.936	0.836	4.59E-08	AT2_4	H2afz
Ptgs1	5.13E-12	0.408644	0.724	0.473	9.01E-08	AT2_4	Ptgs1
Usp50	6.99E-12	0.375286	0.679	0.423	1.23E-07	AT2_4	Usp50
Iqgap11	8.57E-12	0.320825	0.981	0.923	1.50E-07	AT2_4	Iqgap1
Gja1	1.53E-11	0.45794	0.635	0.402	2.69E-07	AT2_4	Gja1
H2-K1	1.85E-11	0.436722	0.955	0.915	3.26E-07	AT2_4	H2-K1
Sftpd1	4.54E-11	0.251806	1	0.998	7.96E-07	AT2_4	Sftpd
Dynll11	6.13E-11	0.345111	0.891	0.803	1.08E-06	AT2_4	Dynll1
Car2	2.39E-10	0.524807	0.603	0.423	4.20E-06	AT2_4	Car2
Atp5j2	2.84E-10	0.284538	0.949	0.892	4.99E-06	AT2_4	Atp5j2
Cd441	3.34E-10	0.370779	0.583	0.364	5.86E-06	AT2_4	Cd44
Lrp2	3.87E-10	0.353952	0.718	0.503	6.79E-06	AT2_4	Lrp2

Atp5k	5.76E-10	0.266391	0.936	0.859	1.01E-05	AT2_4	Atp5k
Cox7c	6.06E-10	0.273571	0.949	0.95	1.06E-05	AT2_4	Cox7c
Mt1	6.15E-10	0.796911	0.763	0.633	1.08E-05	AT2_4	Mt1
Rpl151	6.87E-10	0.266028	0.91	0.86	1.21E-05	AT2_4	Rpl15
Scp2	1.24E-09	0.291443	0.974	0.954	2.17E-05	AT2_4	Scp2
Lrg11	1.84E-09	0.313124	0.801	0.565	3.23E-05	AT2_4	Lrg1
Cox7a2	2.07E-09	0.268174	0.936	0.913	3.64E-05	AT2_4	Cox7a2
Slpi	2.20E-09	0.543836	0.583	0.392	3.87E-05	AT2_4	Slpi
Rps27l	2.27E-09	0.297964	0.942	0.878	3.99E-05	AT2_4	Rps27l
Grcc10	2.66E-09	0.276893	0.731	0.506	4.67E-05	AT2_4	Grcc10
Dapk1	3.29E-09	0.367211	0.654	0.431	5.78E-05	AT2_4	Dapk1
Sec61g	4.51E-09	0.253755	0.949	0.951	7.91E-05	AT2_4	Sec61g
2010107E0	7.27E-09	0.255862	0.897	0.799	0.000128	AT2_4	2010107E04Rik
Avpi1	7.38E-09	0.299835	0.808	0.674	0.00013	AT2_4	Avpi1
Clu1	8.18E-09	0.367709	0.596	0.405	0.000144	AT2_4	Clu
Gfpt1	8.93E-09	0.349687	0.577	0.366	0.000157	AT2_4	Gfpt1
Ctsc	9.93E-09	0.311026	0.955	0.914	0.000174	AT2_4	Ctsc
Uqcr10	1.29E-08	0.257655	0.929	0.823	0.000226	AT2_4	Uqcr10
Cox14	1.39E-08	0.30258	0.788	0.623	0.000244	AT2_4	Cox14
Plxnb2	1.45E-08	0.31276	0.551	0.329	0.000255	AT2_4	Plxnb2
Atp5f1	2.06E-08	0.289535	0.885	0.788	0.000363	AT2_4	Atp5f1
Azin1	2.20E-08	0.327842	0.731	0.54	0.000386	AT2_4	Azin1
Ctsb	4.14E-08	0.342323	0.808	0.703	0.000727	AT2_4	Ctsb
Vmp1	4.80E-08	0.282261	0.647	0.453	0.000843	AT2_4	Vmp1
Snhg18	5.31E-08	0.316254	0.538	0.353	0.000932	AT2_4	Snhg18
Enpep	5.52E-08	0.290205	0.744	0.584	0.000969	AT2_4	Enpep
B2m	5.66E-08	0.337781	0.91	0.832	0.000995	AT2_4	B2m
Tma7	5.68E-08	0.267698	0.833	0.774	0.000997	AT2_4	Tma7
Cystm11	6.77E-08	0.270748	0.865	0.81	0.001189	AT2_4	Cystm1
Fdx11	9.10E-08	0.37087	0.692	0.534	0.001598	AT2_4	Fdx1
Prnp	9.38E-08	0.252726	0.891	0.83	0.001646	AT2_4	Prnp
Tmem243	1.32E-07	0.300993	0.827	0.728	0.002325	AT2_4	Tmem243
Atox1	1.34E-07	0.261937	0.929	0.85	0.002361	AT2_4	Atox1
Snx7	1.59E-07	0.287374	0.603	0.413	0.002786	AT2_4	Snx7
Dynlrb1	1.71E-07	0.344779	0.788	0.667	0.003004	AT2_4	Dynlrb1
Polr2l	2.48E-07	0.289198	0.571	0.39	0.004355	AT2_4	Polr2l
Ccnd11	3.48E-07	0.366867	0.641	0.48	0.006102	AT2_4	Ccnd1
Slc12a21	3.82E-07	0.30313	0.795	0.637	0.006706	AT2_4	Slc12a2
Serpinb6b1	4.68E-07	0.337706	0.673	0.517	0.008227	AT2_4	Serpinb6b
Minos1	6.74E-07	0.279797	0.846	0.741	0.011828	AT2_4	Minos1
Ift20	7.35E-07	0.269003	0.853	0.763	0.0129	AT2_4	Ift20
C6	7.96E-07	0.388104	0.519	0.355	0.013973	AT2_4	C6
Ssr3	8.98E-07	0.250719	0.564	0.361	0.015761	AT2_4	Ssr3
Ywhaz	9.90E-07	0.264711	0.744	0.563	0.017376	AT2_4	Ywhaz
Atp2a2	1.02E-06	0.296579	0.635	0.477	0.017997	AT2_4	Atp2a2
Zfp36l11	1.05E-06	0.274243	0.763	0.581	0.018386	AT2_4	Zfp36l1
Chil3	1.26E-06	0.255393	0.705	0.539	0.02205	AT2_4	Chil3

Crip11	1.36E-06	0.317132	0.808	0.701	0.023831	AT2_4	Crip1
Atp13a3	1.90E-06	0.267673	0.59	0.407	0.033338	AT2_4	Atp13a3
Serp1	3.03E-06	0.260683	0.699	0.559	0.053271	AT2_4	Serp1
Atrx	3.39E-06	0.268247	0.75	0.582	0.059542	AT2_4	Atrx
Tmem50b	3.64E-06	0.302274	0.763	0.6	0.063982	AT2_4	Tmem50b
Npnt1	3.69E-06	0.291093	0.519	0.347	0.064822	AT2_4	Npnt
1810043H0	4.84E-06	0.266964	0.545	0.371	0.085007	AT2_4	1810043H04Rik
Scarb2	5.04E-06	0.252407	0.686	0.509	0.088563	AT2_4	Scarb2
Cyb5b	7.46E-06	0.263709	0.718	0.605	0.131052	AT2_4	Cyb5b
Sod2	7.47E-06	0.264366	0.667	0.503	0.13122	AT2_4	Sod2
Usp33	7.95E-06	0.266922	0.513	0.348	0.139671	AT2_4	Usp33
1500011K1	8.72E-06	0.275649	0.538	0.39	0.153126	AT2_4	1500011K16Rik
Calm11	1.01E-05	0.270991	0.872	0.884	0.177906	AT2_4	Calm1
P4hb	1.26E-05	0.279302	0.699	0.574	0.221413	AT2_4	P4hb
Prrg3	1.27E-05	0.287183	0.615	0.447	0.223546	AT2_4	Prrg3
Lamp1	1.79E-05	0.255692	0.814	0.773	0.313843	AT2_4	Lamp1
Nkd1	2.37E-05	0.29379	0.654	0.52	0.416969	AT2_4	Nkd1
Ptp4a1	2.46E-05	0.261893	0.679	0.565	0.431942	AT2_4	Ptp4a1
Apoc1	3.15E-05	0.410238	0.737	0.641	0.55385	AT2_4	Apoc1
Uhrf1bp1l	3.38E-05	0.254572	0.577	0.424	0.592906	AT2_4	Uhrf1bp1l
Snx3	4.39E-05	0.253468	0.615	0.493	0.771701	AT2_4	Snx3
Pafah1b1	6.35E-05	0.265982	0.526	0.389	1	AT2_4	Pafah1b1
Hdc	7.64E-05	0.340807	0.564	0.416	1	AT2_4	Hdc
Cd200	8.06E-05	0.255987	0.795	0.712	1	AT2_4	Cd200
Aplp2	0.000108	0.254926	0.827	0.77	1	AT2_4	Aplp2
Icam11	0.000261	0.260586	0.654	0.54	1	AT2_4	Icam1