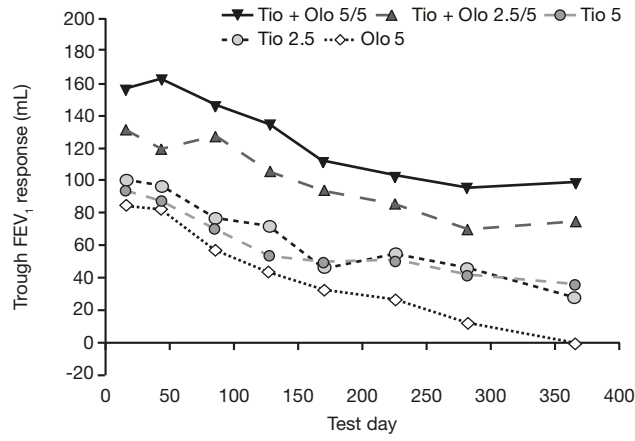


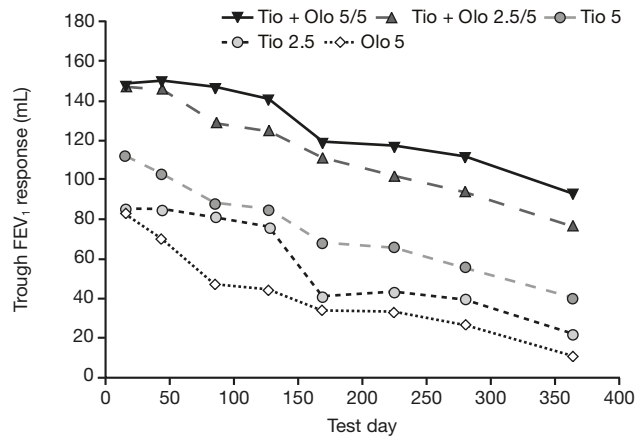
Figure S1

a)



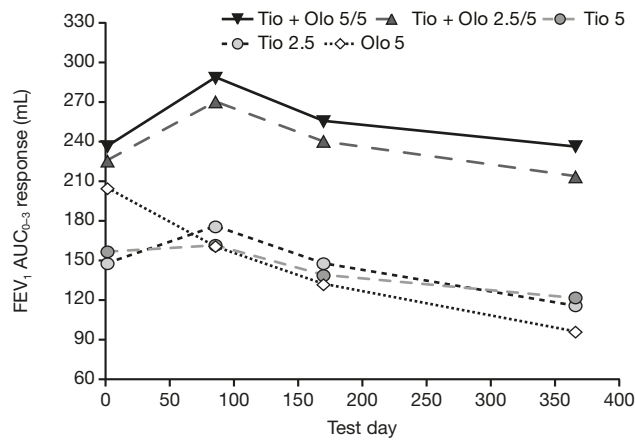
All comparisons of Tio + Olo 5/5 and 2.5/5 versus the monotherapies were statistically significant ($p < 0.05$) with the exception of Tio + Olo 2.5/5 versus Tio 2.5 at days 43 and 281

b)



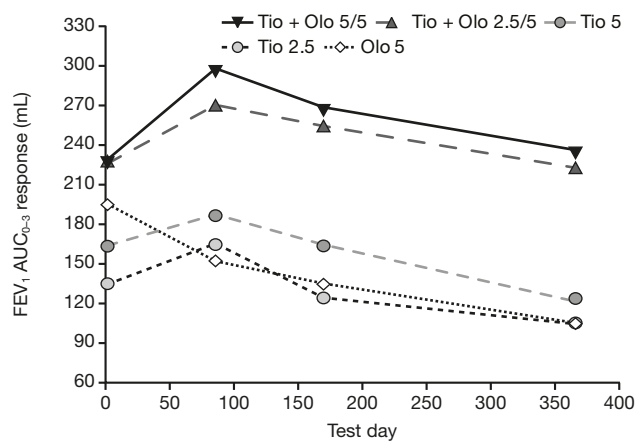
All comparisons of Tio + Olo 5/5 and 2.5/5 versus the monotherapies were statistically significant ($p < 0.05$)

c)



All comparisons of Tio + Olo 5/5 and 2.5/5 versus the monotherapies were statistically significant ($p < 0.05$) with the exception of Tio + Olo 2.5/5 versus Olo 5 at day 1

d)



All comparisons of Tio + Olo 5/5 and 2.5/5 versus the monotherapies were statistically significant ($p < 0.05$)