

02/07/10

**Procedure Volume is One Determinant of Center Effect in Mechanically Ventilated Patients**

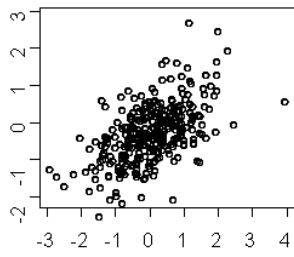
**Online supplement**

02/07/10

**Figure S1.** Correlation of the specific random hospital effects versus the overall hospital random effect in the various study populations

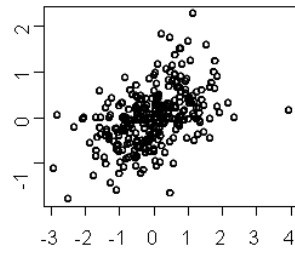
**Figure S1**

Random hospital effect in the specific populations



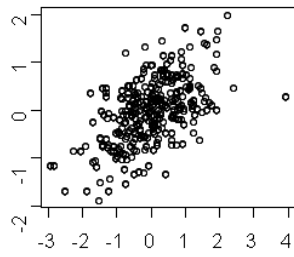
Frailty Random hospital effect in the whole study population

Random hospital effect in patients with ARDS



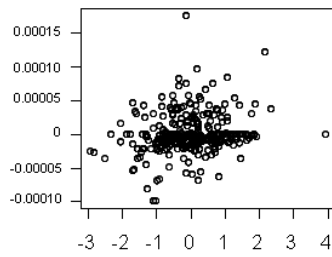
Frailty Random hospital effect in the whole study population

Random hospital effect in patients with cardiogenic shock



Frailty Random hospital effect in the whole study population

Random hospital effect in patients with intoxication



Frailty Random hospital effect in the whole study population

**Table S1: ICD-10-CM codes for the condition-specific populations**

	Number of patients	Number of hospitals	ICD-101-CM Codes	Exclusion
Acute respiratory distress syndrome	13,888	280	J96.0	A41.9, R40.2, I50.1 and I46.9 as the main diagnosis
Cardiogenic shock	11,651	290	R57.0	
Intoxications	7,583	281	T42.4, T43.0, T43.5	