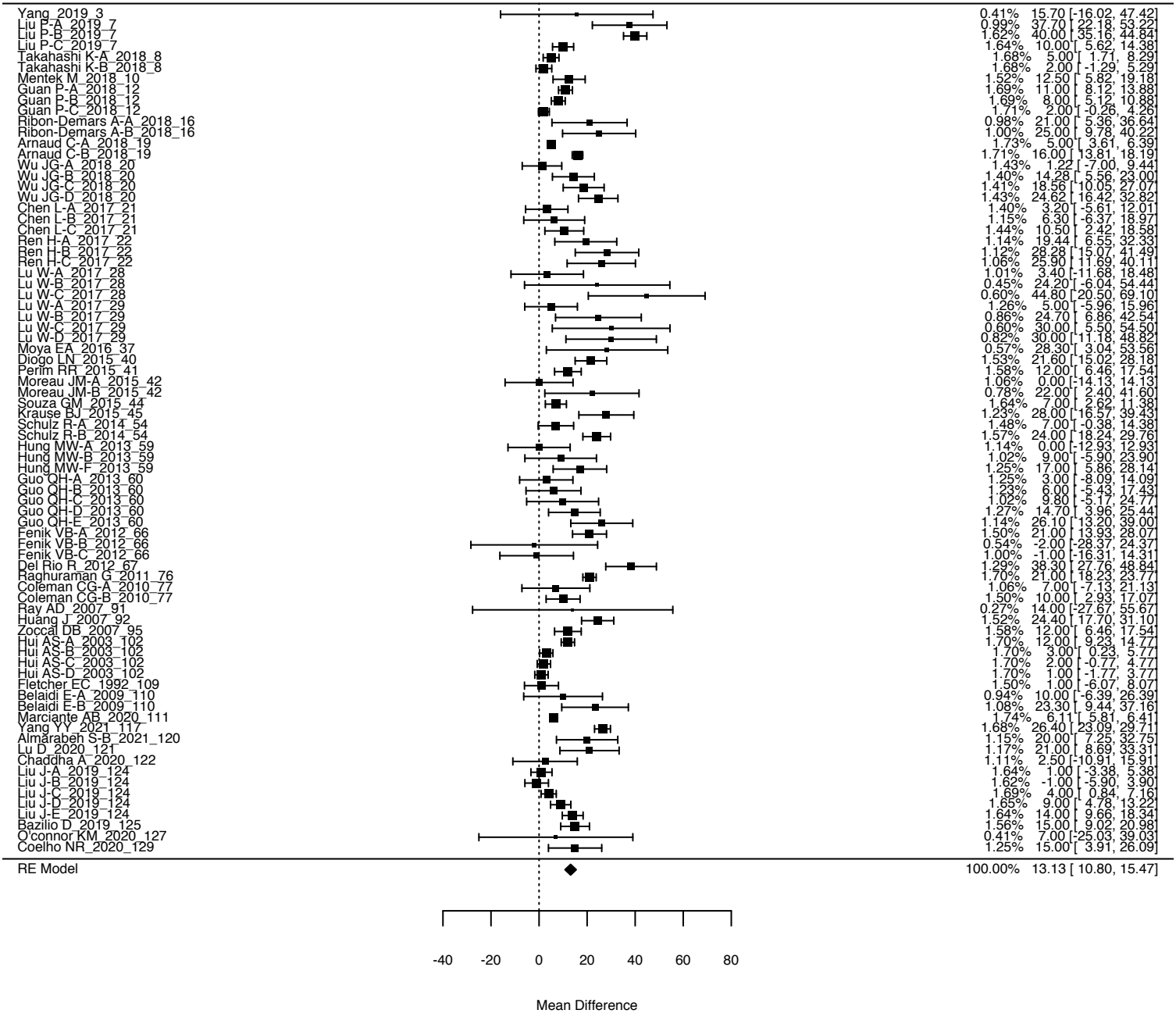
Yang_2019_3 0.41% 15.70 [-16.02, 47.42]
Liu P-A_2019_7 0.99% 37.70 [22.18, 53.22]
Liu P-B_2019_7 1.62% 40.00 [35.16, 44.84]
Liu P-C_2019_7 1.64% 10.00 [5.62, 14.38]
Takahashi K-A_2018_8 1.68% 5.00 [1.71, 8.29]
Takahashi K-B_2018_8 1.68% 2.00 [-1.29, 5.29]
Mentek M_2018_10 1.52% 12.50 [5.82, 19.18]
Guan P-A_2018_12 1.69% 11.00 [8.12, 13.88]
Guan P-B_2018_12 1.69% 8.00 [5.12, 10.88]
Guan P-C_2018_12 1.71% 2.00 [-0.26, 4.26]
Ribon-Demars A-A_2018_16 0.98% 21.00 [5.36, 36.64]
Ribon-Demars A-B_2018_16 1.00% 25.00 [9.78, 40.22]
Arnaud C-A_2018_19 1.73% 5.00 [3.61, 6.39]
Arnaud C-B_2018_19 1.71% 16.00 [13.81, 18.19]
Wu JG-A_2018_20 1.43% 1.22 [-7.00, 9.44]
Wu JG-B_2018_20 1.40% 14.28 [5.56, 23.00]
Wu JG-C_2018_20 1.41% 18.56 [10.05, 27.07]
Wu JG-D_2018_20 1.43% 24.62 [16.42, 32.82]
Chen L-A_2017_21 1.40% 3.20 [-5.61, 12.01]
Chen L-B_2017_21 1.15% 6.30 [-6.37, 18.97]
Chen L-C_2017_21 1.44% 10.50 [2.42, 18.58]
Ren H-A_2017_22 1.14% 19.44 [6.55, 32.33]
Ren H-B_2017_22 1.12% 28.28 [15.07, 41.49]
Ren H-C_2017_22 1.06% 25.90 [11.69, 40.11]
Lu W-A_2017_28 1.01% 3.40 [-11.68, 18.48]
Lu W-B_2017_28 0.45% 24.20 [-6.04, 54.44]
Lu W-C_2017_28 0.60% 44.80 [20.50, 69.10]
Lu W-A_2017_29 1.26% 5.00 [-5.96, 15.96]
Lu W-B_2017_29 0.86% 24.70 [6.86, 42.54]
Lu W-C_2017_29 0.60% 30.00 [5.50, 54.50]
Lu W-D_2017_29 0.82% 30.00 [11.18, 48.82]
Moya EA_2016_37 0.57% 28.30 [3.04, 53.56]
Diogo LN_2015_40 1.53% 21.60 [15.02, 28.18]
Perim RR_2015_41 1.58% 12.00 [6.46, 17.54]
Moreau JM-A_2015_42 1.06% 0.00 [-14.13, 14.13]
Moreau JM-B_2015_42 0.78% 22.00 [2.40, 41.60]
Souza GM_2015_44 1.64% 7.00 [2.62, 11.38]
Krause BJ_2015_45 1.23% 28.00 [16.57, 39.43]
Schulz R-A_2014_54 1.48% 7.00 [-0.38, 14.38]
Schulz R-B_2014_54 1.57% 24.00 [18.24, 29.76]
Hung MW-A_2013_59 1.14% 0.00 [-12.93, 12.93]
Hung MW-B_2013_59 1.02% 9.00 [-5.90, 23.90]
Hung MW-F_2013_59 1.25% 17.00 [5.86, 28.14]
Guo QH-A_2013_60 1.25% 3.00 [-8.09, 14.09]
Guo QH-B_2013_60 1.23% 6.00 [-5.43, 17.43]
Guo QH-C_2013_60 1.02% 9.80 [-5.17, 24.77]
Guo QH-D_2013_60 1.27% 14.70 [3.96, 25.44]
Guo QH-E_2013_60 1.14% 26.10 [13.20, 39.00]
Fenik VB-A_2012_66 1.50% 21.00 [13.93, 28.07]
Fenik VB-B_2012_66 0.54% -2.00 [-28.37, 24.37]
Fenik VB-C_2012_66 1.00% -1.00 [-16.31, 14.31]
Del Rio R_2012_67 1.29% 38.30 [27.76, 48.84]
Raghuraman G_2011_76 1.70% 21.00 [18.23, 23.77]
Coleman CG-A_2010_77 1.06% 7.00 [-7.13, 21.13]
Coleman CG-B_2010_77 1.50% 10.00 [2.93, 17.07]
Ray AD_2007_91 0.27% 14.00 [-27.67, 55.67]
Huang J_2007_92 1.52% 24.40 [17.70, 31.10]
Zoccal DB_2007_95 1.58% 12.00 [6.46, 17.54]
Hui AS-A_2003_102 1.70% 12.00 [9.23, 14.77]
Hui AS-B_2003_102 1.70% 3.00 [0.23, 5.77]
Hui AS-C_2003_102 1.70% 2.00 [-0.77, 4.77]
Hui AS-D_2003_102 1.70% 1.00 [-1.77, 3.77]
Fletcher EC_1992_109 1.50% 1.00 [-6.07, 8.07]
Belaidi E-A_2009_110 0.94% 10.00 [-6.39, 26.39]
Belaidi E-B_2009_110 1.08% 23.30 [9.44, 37.16]
Marciante AB_2020_111 1.74% 6.11 [5.81, 6.41]
Yang YY_2021_117 1.68% 26.40 [23.09, 29.71]
Almarabeh S-B_2021_120 1.15% 20.00 [7.25, 32.75]
Lu D_2020_121 1.17% 21.00 [8.69, 33.31]
Chaddha A_2020_122 1.11% 2.50 [-10.91, 15.91]
Liu J-A_2019_124 1.64% 1.00 [-3.38, 5.38]
Liu J-B_2019_124 1.62% -1.00 [-5.90, 3.90]
Liu J-C_2019_124 1.69% 4.00 [0.84, 7.16]
Liu J-D_2019_124 1.65% 9.00 [4.78, 13.22]
Liu J-E_2019_124 1.64% 14.00 [9.66, 18.34]
Bazilio D_2019_125 1.56% 15.00 [9.02, 20.98]
O'connor KM_2020_127 0.41% 7.00 [-25.03, 39.03]
Coelho NR_2020_129 1.25% 15.00 [3.91, 26.09]
RE Model 100.00% 13.13 [10.80, 15.47]
-40 -20 0 20 40 60 80
Mean Difference

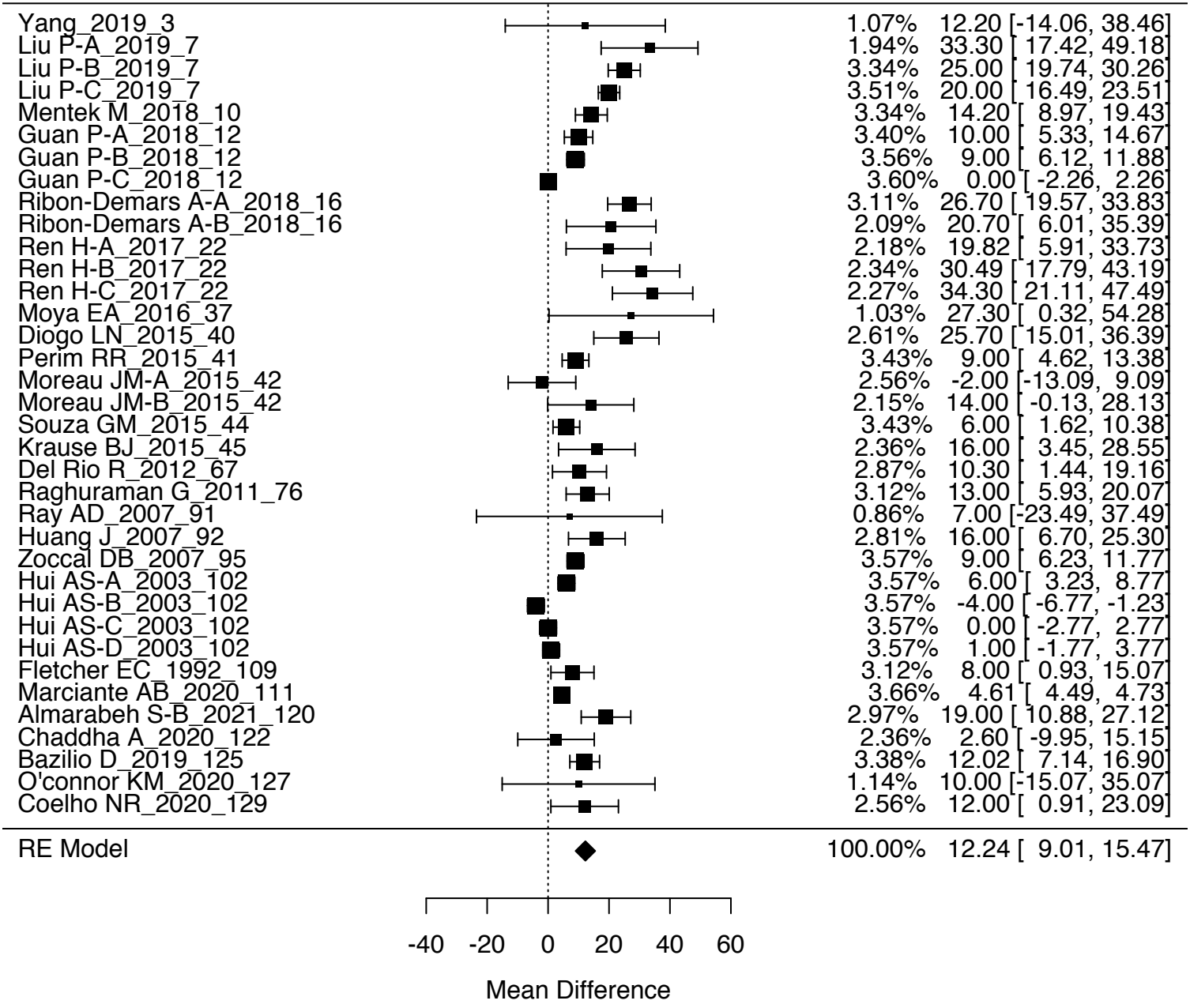
Yang_2019_3 1.07% 12.20 [-14.06, 38.46]
Liu P-A_2019_7 1.94% 33.30 [17.42, 49.18]
Liu P-B_2019_7 3.34% 25.00 [19.74, 30.26]
Liu P-C_2019_7 3.51% 20.00 [16.49, 23.51]
Mentek M_2018_10 3.34% 14.20 [8.97, 19.43]
Guan P-A_2018_12 3.40% 10.00 [5.33, 14.67]
Guan P-B_2018_12 3.56% 9.00 [6.12, 11.88]
Guan P-C_2018_12 3.60% 0.00 [-2.26, 2.26]
Ribon-Demars A-A_2018_16 3.11% 26.70 [19.57, 33.83]
Ribon-Demars A-B_2018_16 2.09% 20.70 [6.01, 35.39]
Ren H-A_2017_22 2.18% 19.82 [5.91, 33.73]
Ren H-B_2017_22 2.34% 30.49 [17.79, 43.19]
Ren H-C_2017_22 2.27% 34.30 [21.11, 47.49]
Moya EA_2016_37 1.03% 27.30 [0.32, 54.28]
Diogo LN_2015_40 2.61% 25.70 [15.01, 36.39]
Perim RR_2015_41 3.43% 9.00 [4.62, 13.38]
Moreau JM-A_2015_42 2.56% -2.00 [-13.09, 9.09]
Moreau JM-B_2015_42 2.15% 14.00 [-0.13, 28.13]
Souza GM_2015_44 3.43% 6.00 [1.62, 10.38]
Krause BJ_2015_45 2.36% 16.00 [3.45, 28.55]
Del Rio R_2012_67 2.87% 10.30 [1.44, 19.16]
Raghuraman G_2011_76 3.12% 13.00 [5.93, 20.07]
Ray AD_2007_91 0.86% 7.00 [-23.49, 37.49]
Huang J_2007_92 2.81% 16.00 [6.70, 25.30]
Zoccal DB_2007_95 3.57% 9.00 [6.23, 11.77]
Hui AS-A_2003_102 3.57% 6.00 [3.23, 8.77]
Hui AS-B_2003_102 3.57% -4.00 [-6.77, -1.23]
Hui AS-C_2003_102 3.57% 0.00 [-2.77, 2.77]
Hui AS-D_2003_102 3.57% 1.00 [-1.77, 3.77]
Fletcher EC_1992_109 3.12% 8.00 [0.93, 15.07]
Marciante AB_2020_111 3.66% 4.61 [4.49, 4.73]
Almarabeh S-B_2021_120 2.97% 19.00 [10.88, 27.12]
Chaddha A_2020_122 2.36% 2.60 [-9.95, 15.15]
Bazilio D_2019_125 3.38% 12.02 [7.14, 16.90]
O'connor KM_2020_127 1.14% 10.00 [-15.07, 35.07]
Coelho NR_2020_129 2.56% 12.00 [0.91, 23.09]
RE Model 100.00% 12.24 [9.01, 15.47]
-40 -20 0 20 40 60
Mean Difference

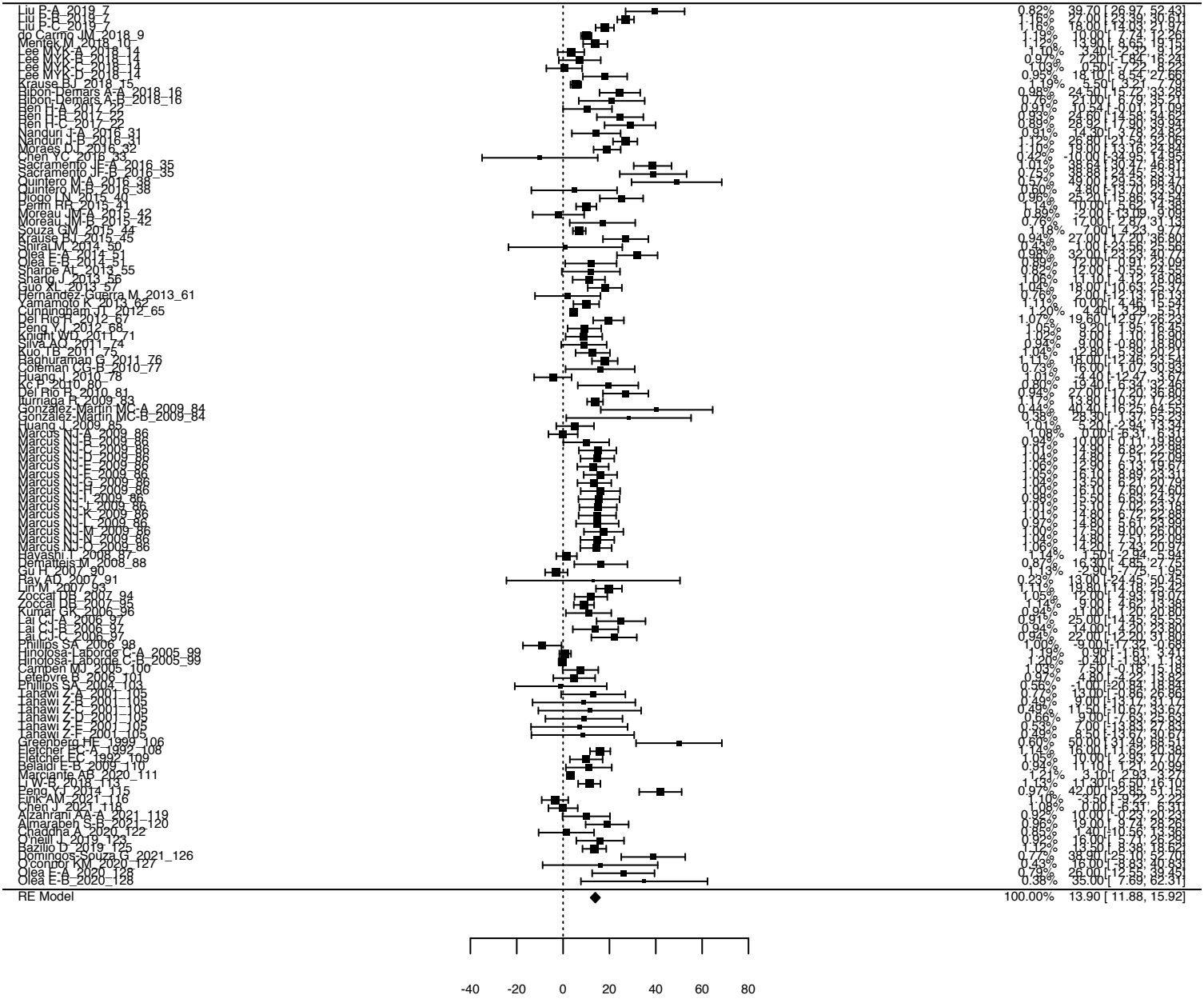
Liu P-A_2019_7 0.82% 39.70 [26.97, 52.43]
Liu P-B_2019_7 1.16% 27.00 [23.39, 30.61]
Liu P-C_2019_7 1.16% 18.00 [14.03, 21.97]
do Carmo JM_2018_9 1.19% 19.00 [7.74, 30.26]
Mentek M_2018_10 1.12% 13.90 [6.65, 21.15]
Lee MYK-A_2018_14 1.10% 3.40 [-2.32, 9.12]
Lee MYK-B_2018_14 0.97% 7.20 [-1.84, 16.24]
Lee MYK-C_2018_14 1.09% 0.50 [-7.22, 8.22]
Lee MYK-D_2018_14 0.99% 18.10 [8.54, 27.66]
Krause BJ_2018_15 1.19% 5.50 [3.21, 7.79]
Ribon-Demars A-A_2018_16 0.98% 24.50 [15.17, 33.83]
Ribon-Demars A-B_2018_16 0.76% 21.00 [8.72, 33.28]
Ben H-A_2017_22 0.91% 10.54 [-0.01, 21.09]
Ben H-B_2017_22 0.93% 24.60 [14.58, 34.62]
Ben H-C_2017_22 0.89% 28.92 [18.81, 39.03]
Nanduri J-A_2016_31 0.91% 14.30 [-3.78, 34.82]
Nanduri J-B_2016_31 1.12% 26.80 [21.54, 32.06]
Moraes DJ_2016_32 1.10% 19.00 [13.16, 24.84]
Chen YC_2016_33 0.42% -10.00 [-34.96, 14.96]
Sacramento JF-A_2016_35 1.01% 38.64 [30.97, 46.31]
Sacramento JF-B_2016_35 0.75% 38.88 [24.45, 53.31]
Quintero MA_2016_38 0.57% 49.00 [28.53, 68.47]
Quintero MA_2016_38 0.60% 4.30 [-13.70, 23.30]
Diogo LN_2015_40 0.96% 25.20 [15.86, 34.54]
Perim RR_2015_41 1.14% 10.00 [-5.62, 14.38]
Moreau JM-A_2015_42 0.89% 2.00 [-13.19, 9.19]
Moreau JM-B_2015_42 0.76% 17.00 [-2.87, 31.13]
Souza GM_2015_44 1.18% 7.00 [4.23, 9.77]
Krause BJ_2015_45 0.94% 27.00 [17.20, 36.80]
Shirai M_2014_50 0.42% 1.00 [-26.68, 28.68]
Olea E-A_2014_51 0.98% 32.00 [23.58, 40.42]
Olea E-B_2014_51 0.89% 12.00 [-0.91, 23.09]
Sharpe AL_2013_55 0.82% 12.00 [-0.55, 24.55]
Shang J_2013_56 1.06% 1.10 [-4.37, 6.57]
Guo XL_2013_57 1.04% 18.00 [10.63, 25.37]
Hernández-Guerra M_2013_61 0.76% 2.00 [-12.13, 16.13]
Yamamoto K_2012_62 1.11% 10.00 [4.46, 15.54]
Cunningham JJ_2012_65 1.20% 4.40 [-3.29, 12.09]
Del Río R_2012_67 1.07% 19.60 [12.97, 26.23]
Peng YT_2012_68 1.03% 9.20 [1.95, 16.45]
Knight WD_2011_71 1.13% 8.00 [-1.10, 17.10]
Silva AO_2011_74 0.94% 9.00 [-0.80, 18.80]
Kuo TB_2011_75 1.04% 12.80 [5.39, 20.21]
Raghuraman G_2011_76 1.11% 18.00 [12.46, 23.54]
Coleman CG-B_2010_77 0.73% 16.00 [2.07, 30.93]
Huang J_2010_78 1.01% -4.40 [-12.47, 3.67]
Kc P_2010_80 0.80% 19.40 [6.34, 32.46]
Del Río R_2010_81 0.94% 27.00 [17.20, 36.80]
Iturriaga R_2009_83 1.12% 13.80 [10.57, 17.03]
González-Martín MC-A_2009_84 0.44% 40.40 [16.25, 64.55]
González-Martín MC-B_2009_84 0.38% 28.30 [1.37, 55.23]
Huang J_2009_85 1.01% 5.20 [-2.84, 13.24]
Marcus NJ-A_2009_86 1.08% 0.00 [-6.31, 6.31]
Marcus NJ-B_2009_86 0.94% 10.00 [0.11, 19.89]
Marcus NJ-C_2009_86 1.01% 14.80 [6.97, 22.63]
Marcus NJ-D_2009_86 1.04% 14.80 [6.52, 23.08]
Marcus NJ-E_2009_86 1.06% 12.90 [6.13, 19.67]
Marcus NJ-F_2009_86 1.05% 16.10 [8.89, 23.31]
Marcus NJ-G_2009_86 1.00% 18.50 [9.21, 27.79]
Marcus NJ-H_2009_86 1.00% 16.10 [7.60, 24.60]
Marcus NJ-I_2009_86 0.98% 15.50 [6.63, 24.37]
Marcus NJ-J_2009_86 1.01% 13.10 [5.09, 21.11]
Marcus NJ-K_2009_86 1.00% 12.80 [4.72, 20.88]
Marcus NJ-L_2009_86 0.97% 14.80 [5.61, 23.99]
Marcus NJ-M_2009_86 1.00% 17.50 [9.00, 26.00]
Marcus NJ-N_2009_86 1.00% 14.80 [7.71, 22.29]
Marcus NJ-O_2009_86 1.06% 14.80 [7.33, 20.97]
Hayashi I_2008_87 1.14% 3.50 [-2.94, 9.94]
Dematteis M_2008_88 0.87% 16.30 [4.85, 27.75]
Gu H_2007_90 1.13% -2.90 [-7.75, 1.95]
Ray AD_2007_91 0.23% 13.00 [-24.45, 50.45]
Lin M_2007_93 1.11% 19.80 [14.18, 25.42]
Zoccal DB_2007_94 1.05% 19.00 [4.04, 33.96]
Coccal DB_2007_95 1.14% 9.00 [4.82, 13.07]
Kumar GK_2006_96 0.94% 11.00 [1.20, 20.80]
Lai CJ-A_2006_97 0.91% 25.00 [14.45, 35.55]
Lai CJ-B_2006_97 0.94% 14.00 [4.20, 23.80]
Lai CJ-C_2006_97 0.94% 22.00 [12.20, 31.80]
Phillips SA_2006_98 1.00% -9.00 [-17.32, -0.68]
Hinojosa-Laborde C-A_2005_99 1.19% 0.90 [-1.83, 3.43]
Hinojosa-Laborde C-B_2005_99 1.20% 2.40 [-1.33, 6.13]
Campen MJ_2005_100 1.03% 7.50 [-0.18, 15.18]
Lefebvre P_2006_101 0.97% 4.80 [-4.22, 13.82]
Phillips SA_2004_103 0.55% -1.00 [-20.84, 18.84]
Tahawi Z-A_2001_105 0.76% 13.00 [-6.86, 32.86]
Tahawi Z-B_2001_105 0.49% 9.00 [-13.17, 31.17]
Tahawi Z-C_2001_105 0.49% 11.50 [-10.67, 33.67]
Tahawi Z-D_2001_105 0.86% 9.00 [-7.31, 25.31]
Tahawi Z-E_2001_105 0.53% 7.00 [-13.83, 27.83]
Tahawi Z-F_2001_105 0.49% 8.50 [-13.67, 30.67]
Greenberg HE_1999_106 0.60% 50.00 [31.49, 68.51]
Fletcher EC-A_1992_108 1.14% 16.00 [11.13, 20.87]
Fletcher EC_1992_109 1.05% 10.00 [-2.93, 22.93]
Belaidi E-B_2009_110 0.94% 11.10 [1.21, 20.99]
Marciante AB_2020_111 1.21% 3.10 [-2.99, 9.21]
Li W-B_2018_112 1.14% 11.30 [6.90, 15.70]
Peng YJ_2014_115 0.97% 42.00 [32.85, 51.15]
Fink AM_2021_116 1.10% -3.50 [-9.22, 2.22]
Chen J_2021_118 1.08% 10.00 [-6.31, 26.31]
Alzahrani AA-A_2021_119 0.98% 10.00 [-3.23, 23.23]
Almaraben S-B_2021_120 0.96% 19.00 [9.74, 28.26]
Chaddha A_2020_122 0.85% 1.40 [-10.56, 13.36]
O'neill J_2019_124 0.92% 16.00 [11.11, 20.89]
Bazilio D_2019_125 1.12% 13.50 [8.38, 18.62]
Domingos-Souza G_2021_126 0.77% 38.90 [25.10, 52.70]
O'connor KW_2020_127 0.49% 16.00 [-8.83, 40.83]
Olea E-A_2020_128 0.79% 26.00 [12.21, 39.79]
Olea E-B_2020_128 0.38% 35.00 [7.89, 62.31]
RE Model 100.00% 13.90 [11.88, 15.92]
-40
-20
0
20
40
60
80
Mean Difference